Georgia-Pacific

Firestop® gypsum sheathing

incombustible exterior sheathing

PLAINTIFF'S EXHIBIT

GP-1060



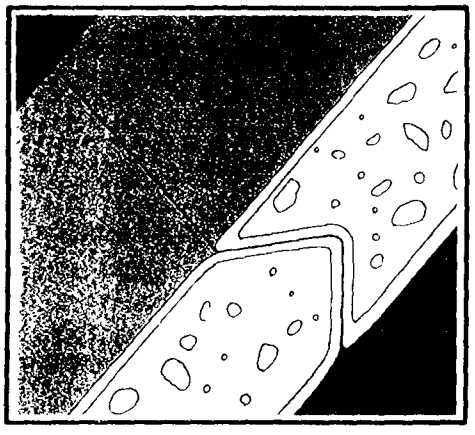



G-P Firestop gypsum sheathing is an incombustible gypsum product with a treated core and a specially formulated water repellent paper on both sides. G-P Firestop gypsum sheathing meets the requirements of ASTM C79-67 as well as Federal Specification SS-L-30C, Type II, Grade W, Class 2, including requirement for water resistance. This eliminates the need for building paper (except where required by local building code).

G-P Firestop gypsum sheathing is manufactured in widths 2' and 4'. The 2' wide sheathing is made with tongue and groove edges to provide a structurally strong and stable wall. V-tongue and groove edges fit snugly, minimizing wind infiltration. The 4' wide square edge sheathing applied vertically, completely eliminates the need for corner bracing. It is designed to meet racking test requirements of FHA Technical Circular 12.

data

Thickness: ½" and ⅝"
Length: 8', 9'
Width: 2', 4'
Edges: 2' x 8'—V-Tongue and Groove
4' x 8' and 4' x 9' Square Edge
(on special order only)

1 HR. fire rated system

1 layer of ⅝" G-P Firestop wallboard interior; 1 layer of ½" Gypsum Firestop Sheathing and plywood or wood siding on the exterior. Insulation not required to meet the fire ratings.

packaging

Twin mounted

advantages

- Non-combustible.
- Low cost!
- Only one-half the price of some competitive type sheathing.
- Only 3% installation waste and uses fewer nails.
- Average house can be sheathed in about 8-man hours.
- Four-foot wide sheathing eliminates need for corner bracing.
- Easily scored and snapped.
- Water resistant core and face paper.

product use

May be used on both commercial and residential buildings, wherever strong, stable walls are desired.

application

V-Tongue and groove edge—Apply panels horizontally at right angles to studs with grooved edge down. Break end joints on succeeding courses so that end joints in following courses are not in line. All V-joint edges shall be in close contact.

Square edge—Panels shall be applied vertically with long edges parallel to the studs. Use length necessary to span distance between sills and plates or other structural members. Center long edges on studs.

nailing and stapling

Use galvanized roofing nails with a 3/8" to 7/16" head, 1-3/4" long. Staples ≐11 gage or ≐16 gage, 7/16" x 1-1/2" with divergent points may also be used. For 4' wide sheathing space, 4" o.c. around edges at top and bottom plates, and 8" o.c. in the field. For 2' wide sheathing, 8" o.c.

SGP 0025977