Utility Fan Corporation

4851 S. Alameda St., Los Angeles, Calif.

Utility Gas-Fired Heating Equipment, Evaporative Coolers, Blowers and Fans

FORCED AIR FURNACES



Basement and closet types . . . Compact design . . . Multiple-fin element with air-cooled hollow baffle . . . Element guaranteed against burnout forever . . . Automatic controls . . . Filters . . . Built-in motor overload protection.

UNIT HEATERS



Compact heat exchanger with no inside baffles—Individual burners for each element section—Silent, disc-type fan—All-welded cabinet—Directional grilles—Built-in draft diverter—Temperature limit control. Four sizes.

FLOOR FURNACES



All-welded construction . . . Die-stamped grilles . . . heavy cast-iron burner . . . removable inside jacket . . . interlocking gas valve. Floor or dual registers. 25,000, 37,000 and 50,000 Btu input.

CIRCULATING HEATERS



Fan sends stream of air through nozzle-shaped outlet to hold warm air in living zone. Built of heavy furniture steel . . . all die-formed and electric welded. Vented and unvented models.

EVAPORATIVE COOLERS



Comfort cooling—residential, commercial, industrial. Exlcusive feature—Uni-flowmeter (Pat. Pend.) for uniform water distribution. Patented No-Sag cooling pads. 14 Models.

BLOWERS



Complete line. Dynamically balanced, multiple-vane centrifugal blowers—standard and heavy duty. Wheel diameters 6 to 66 in.; widths 6 to 66 in.

EXHAUSTERS



High flow and high pressure designs in four drive arrangements, for exhausting many materials. High efficiency . . . decreased sound. Available with acid-proof plastic surfacing.

PROPELLER FANS

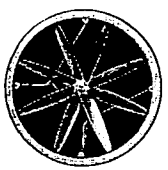

Airplane propeller type for high efficiency, economy and maximum air delivery. 2, 4 and 8 blade models—12 in. to 30 in. diameter; 300 to 250,000 cfm.

Utility Blowers are tested in accordance with the A.S.H.V.E. Code.

Write for complete information, catalogs and prices.

Factory: NEWARK, N. J.

L. J. Wing Mfg. Co.

59 Seventh Avenue, New York, N. Y.

Canadian Factory: MONTREAL

Branch Offices in Principal Cities

WING REVOLVING UNIT HEATERS



This innovation in the method of distributing heat produces a sensation in heating comfort never before attained—a sensation of fresh, live, invigorating air.

The fact that the outlets revolve assures uniform and thorough distribution of comfortably warmed air throughout the entire working area, without drafts, hot spots or cold spots.

Such an unprecedented high efficiency in distributing heat is the result of nearly 20 years of constant study by Wing engineers to improve on the Floodlight System of heating originated by WING in 1920. This method projects the heated air vertically downward by means of light-weight, ceiling-suspended unit heaters.

It has needed only this latest refinement of slowly revolving discharge outlets to bring that method to perfection.

The WING Revolving Discharge type supplements the WING line of standard fixed discharge outlets, illustrated and described on the following page.

Bulletin HR-1.

The latest type of WING Unit Heater—with Revolving Discharge Outlets—is just as great a contribution to the art of industrial heating as was the Ceiling-Suspended Unit Heater, originated by WING in 1921.

The area covered by a WING Revolving Unit Heater is slowly swept by the heated air discharged by the outlets which move through an arc of 360 deg. covering every direction of the compass successively.

By maintaining an active, constant circulation of air throughout an industrial plant at all times, a new sensation of refreshing, invigorating comfort to workers is produced.



Top View



Elevation