RETAIN

7/60





model DH

repair parts supplement

American-Standard Arcoflame oil burners

Instructions For Ordering Repair Parts

IMPORTANCE OF MODEL AND SERIES NUMBERS:

In order to make certain that the parts you order will fit, it is necessary to give the Model and Series number, which are found on a small plate on the oil burner blower housing or on the end plate of Arcoflame Oil Burners, for example, Model DH-5, Series T-1. When it is impossible to find the Model and Series numbers, draw a freehand sketch of the part giving the main dimensions and send it with the order.

WHAT TO SPECIFY ON ALL ORDERS:

1. Quantity of each item wanted.
2. Catalog number and description, as shown in this book.
3. Model number of burner, for example, DH-6.
4. Series number of burner, for example, T-1.
5. Spray angle and capacity in gallons should be specified for Arcoflame nozzles.
6. Specify method of shipment.

AMERICAN-Standard PRODUCTS

tabbies
PLAINTIFF'S EXHIBIT
ASI-340

cat. no.	description	list price
1	electric motor, NEMA ⅙ hp, 115 volts, 60 cycles, single phase	$33.00
2	transformer	18.00
3-4	fuel unit (pump)—bolt mounting:	
3	1-stage	24.40
4	2-stage	32.80
5	blower wheel, 5¾" x 3²⁹⁄₃₂", 29 blade	2.40
6	flexible coupling	1.20
7	nozzle	1.70
8	nozzle adapter	.40
9-11	disk with attaching screws:	
9	0.65-1.10 gph (used with cat. no. 41 turbulator)	.40
10	.90-1.75 gph *(illustrated)* (used with cat. no. 42 turbulator)	.40
11	1.80-3.00 gph (used with cat. no. 43 and cat. no. 44 turbulator)	.40
12	positioning spring leg	.40
13	electrode holder	.60
14	electrode clamp with screw and locknut	.40
15	electrode and insulator assembly	.80
16-20	bus bar, upper or lower:	
16	5¼" long, model DH-5	.40
17	6⅜" long, model DH-6	.40
18	7¾" long, model DH-8	.40
19	14¾" long, model DH-15	.60
20	22¾" long, model DH-23	.80
21-25	oil pipe:	
21	13⅛" long, model DH-5	.40
22	14⅛" long, model DH-6	.40
23	15⅛" long, model DH-8	.40
24	22⅛" long, model DH-15	.60
25	30⅛" long, model DH-23	.80
26	alignment block	.60
27	elbow-brass tube fitting	.40
28	bus bar support (used with DH-15 and DH-23)	1.60



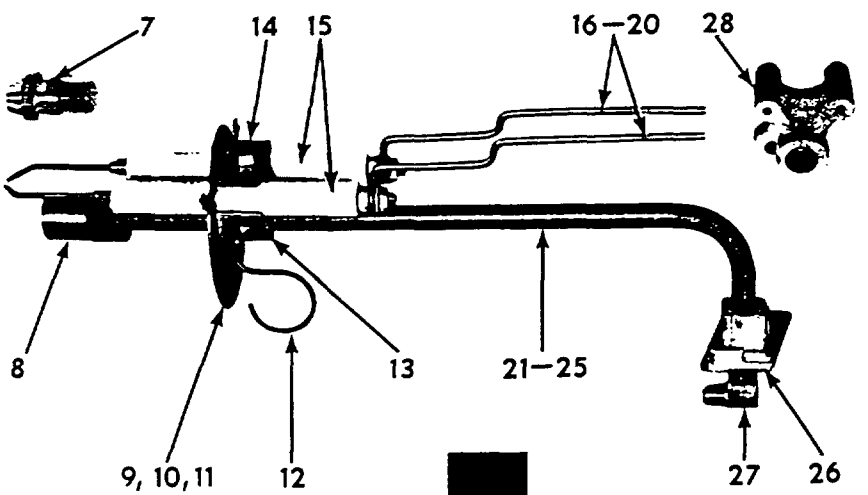

Arcoflame oil burner

model DH

cat. no.	description	list price
29	oil feed line with 2 nuts	$ 1.40
30	rear cover plate with number and series identification	1.00
31-35	air tube:	
31	5" long, model DH-5	2.80
32	6" long, model DH-6	2.80
33	8" long, model DH-8	2.80
34	15" long, model DH-15	3.40
35	23" long, model DH-23	4.00
36	blower housing	15.00
37	EXACT-AIRE slide damper	.40
38	slide damper spring	.40
39	slide damper indicator plate	.40
40	slide damper adjustment locking screw	.40
41-44	turbulator:	
41	0.65-1.10 gph	1.00
42	.90-1.75 gph	1.00
43	1.80-2.30 gph	1.00
44	2.35-3.00 gph	1.00
45	pedestal base	3.40
46	flange mounting bracket	5.60



MODEL DH-5 SLING (HANGER) MOUNTING INSTALLATION WITH ARCOLEADER BOILER

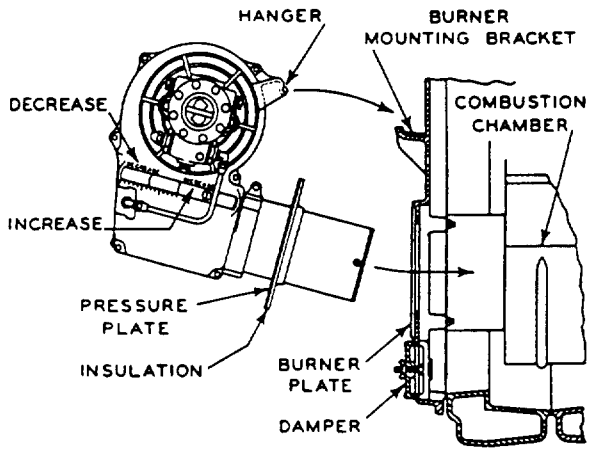

Arcoflame oil burner

model DH

cat. no.	description	list price
47	pressure ring assembly for Arcoleader, Arcoliner and Oakmont	$ 2.60
48	pressure ring assembly for A-504	3.20
49-50	burner mounting brackets:	
49	for Severn boiler	2.20
50	for A-504 boiler	2.20
51	pressure plate assembly for Severn boiler	2.60
52	draft tube sleeve—for Severn and Oakmont boilers	1.00

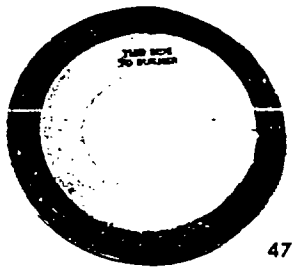

47



48





49 50

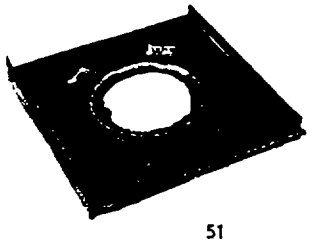

51



52

AMERICAN-Standard
PLUMBING AND HEATING DIVISION
AMERICAN RADIATOR & STANDARD SANITARY CORPORATION
40 WEST 40TH STREET • NEW YORK 18, NEW YORK

Form No. 290-2, July 1960 (Supplement to Form No. 346-2) Litho in U.S.A.



repair
parts
supplement

American-Standard Arcoflame oil burners

01107

contents

page

Arcoflame oil burner

model AH 3-6

model ES-2 7-10

model PH-5 11-13

Instructions for Ordering Repair Parts

Importance of Model and Series Numbers:

In order to make certain that the parts you order will fit, it is necessary to give the Model and Series number, which are found on a small plate on the oil burner blower housing or on the end plate of Arcoflame Oil Burners, for example, Model MF-A, Series T-2.

When it is impossible to find the Model and Series numbers, draw a freehand sketch of the part giving the main dimensions and send it with the order.

What to Specify on All Orders:

1. Quantity of each item wanted.
2. Catalog number and description, as shown in this book.
3. Model number of burner, for example, CF-7.
4. Series number of burner, for example, T-11.
5. Spray angle and capacity in gallons should be specified for Arcoflame nozzles.
6. Specify method of shipment.



model AH

Arcoflame oil burner

cat. no.	description	list price
1	electric motor, NEMA ⅛ hp, 115 volts, 60 cycle, single phase	$33.00
2	transformer	18.80
3–6	fuel unit (pump)—bolt mounting:	
3	1-stage	24.40
4	2-stage	32.80
5	1-stage, solenoid	40.40
6	2-stage, solenoid	48.80
7	gasket for fuel unit	.40
8	blower wheel, 6⅝" x 3½", 36 blade	2.60
9	flexible coupling	1.20
10	nozzle adapter	.40
11	electrode and insulator assembly	.80
12	air spinner and electrode holder	2.20
13–16	oil pipe with filler rod:	
13	10¹¹⁄₁₆" long, model AH-6	.40
14	11¹⁵⁄₁₆" long, model AH-8	.40
15	18¹⁵⁄₁₆" long, model AH-15	.60
16	26¹⁵⁄₁₆" long, model AH-23	.80
17–20	bus bar, upper:	
17	6½" long, model AH-6	.40
18	7¾" long, model AH-8	.40
19	14¾" long, model AH-15	.60
20	22¾" long, model AH-23	.80
21–24	bus bar, lower:	
21	6½" long, model AH-6	.40
22	7¾" long, model AH-8	.40
23	14¾" long, model AH-15	.60
24	22¾" long, model AH-23	.80
25	bus bar support (used with AH-15 and AH-23)	1.60
26	adjustment slide block	.60
27	stop for adjustment block	.40
28	elbow-brass tube fitting	.40



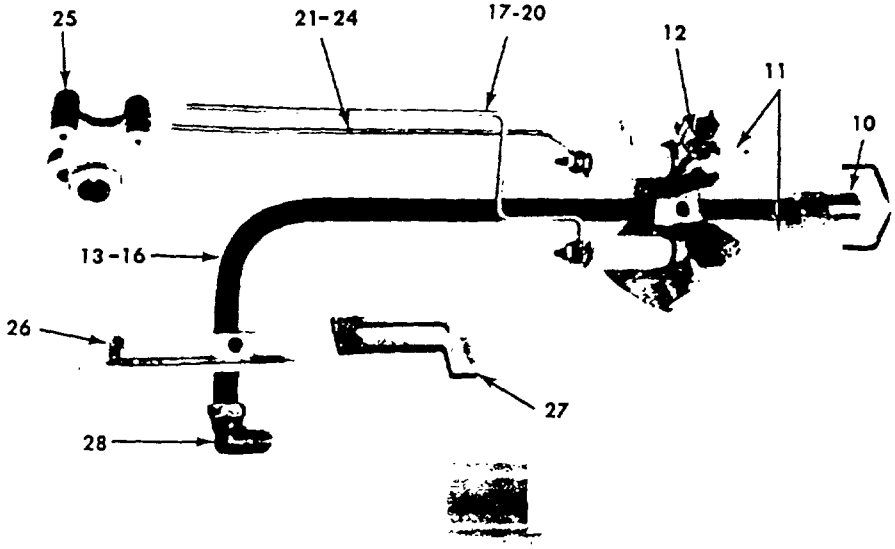

Arcoflame oil burner

model AH

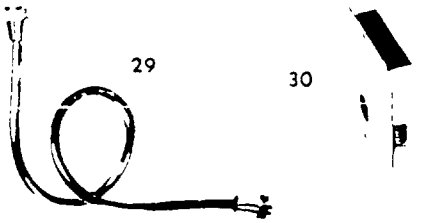

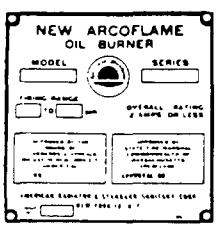











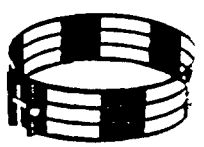







cat. no.	description	list price
29	oil feed line with 2 nuts	$ 1.40
30	rear cover plate	.80
31	number and series plate	.40
32–35	air tube:	
32	6¾" long, model AH-6	2.80
33	8" long, model AH-8	2.80
34	15" long, model AH-15	3.40
35	23" long, model AH-23	4.00
36	basic choke ring	1.60
37	supplementary choke ring no. 1	.80
38	supplementary choke ring no. 2	.80
39	blower housing	15.00
40	air adjustment band assembly	1.60
41	Arcoflame nozzle with strainer, F-80-AR semi-hollow cone, 80°	1.70
42	pedestal base	6.00
43	adjustable legs (4) and locknuts (8) for base, set	1.80
44	flange mounting bracket	7.80

Arcoflame oil burner
model AH

cat. no.	description	list price
45–46	burner mounting bracket:	
45	for Arcoliner wet base boiler	1.60
46	for Severn boiler	2.20
47	burner mounting bracket and plate assembly for Oakmont boiler	5.40
48–50	pressure plate assembly:	
48	for Arcoliner wet base boiler	3.80
49	for Severn boiler	2.60
50	for Oakmont boiler	2.60
51	draft tube sleeve—for Severn and Oakmont boilers	1.00


45


46


47


48

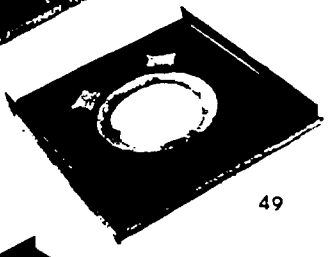
49

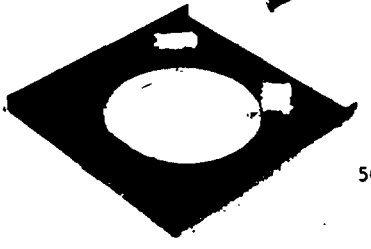
50


51

TYPICAL HANGER MOUNTING INSTALLATION

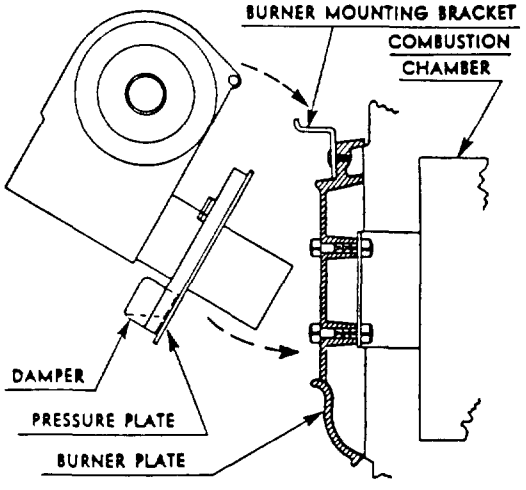

IMPORTANT NOTE: Slip pressure plate assembly over burner tube Do not bolt to the boiler base front plate or panel.



model ES-2

Arcoflame oil burner

cat. no.	description	list price
1	electric motor, NEMA ⅛ hp, 115 volts, 60 cycle, single phase	$33.00
2	transformer	18.80
3–4	fuel unit (pump)—bolt mounting:	
3	1-stage	24.40
4	2-stage	32.80
5	gasket for fuel unit	.40
6	blower wheel, 6⅝" x 3½", 36 blade	2.60
7	flexible coupling	1.20
8	primary air tube assembly	6.60
9	nozzle adapter	.40
10	electrode and insulator assembly	.80
11	electrode clamp with screw	.60
12	electrode holder and air shutter	4.60
13–16	oil pipe with filler rod:	
13	10¼" long, model ES-2-6	.40
14	11½" long, model ES-2-8	.40
15	18½" long, model ES-2-15	.60
16	26½" long, model ES-2-23	.80
17–20	bus bar, upper:	
17	6" long, model ES-2-6	.40
18	7¼" long, model ES-2-8	.40
19	14¼" long, model ES-2-15	.60
20	22¼" long, model ES-2-23	.80
21–24	bus bar, lower:	
21	6" long, model ES-2-6	.40
22	7¼" long, model ES-2-8	.40
23	14¼" long, model ES-2-15	.60
24	22¼" long, model ES-2-23	.80
25	bus bar support (used with ES-2-15 and ES-2-23)	1.60
26	adjusting screw with cotter pin, washer and retaining angle clip	1.80
27	adjusting screw support	.60
28	air adjustment rod	.60
29	air adjustment rod support	.60
30	adjustment slide block	.60
31	stop for adjustment block	.40
32	elbow—brass tube fitting	.40



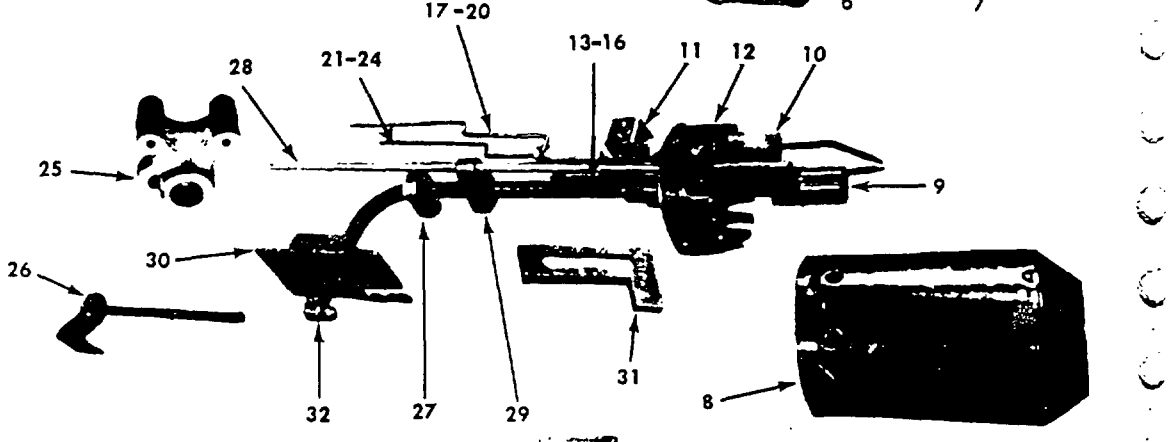

INNER ASSEMBLY WITH PRIMARY AIRTUBE REMOVED

Arcoflame oil burner

model FS-2


33


34

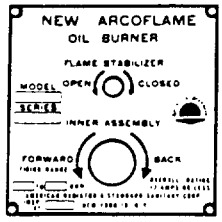

36

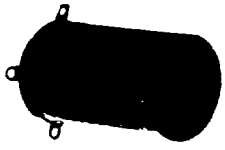
37 - 40


41


42


43


44


45


46


47

cat. no.	description	list price
33	oil feed line with 2 nuts	$ 1.40
34	rear cover plate	.80
35	removable cap for rear cover plate opening	.40
36	number and series plate	.40
37–40	air tube:	
37	5¼" long, model ES-2-6	2.80
38	6⅞" long, model ES-2-8	2.80
39	13⅞" long, model ES-2-15	3.40
40	21⅞" long, model ES-2-23	4.00
41	turbulator, cast iron	3.60
42	choke cone	2.00
43	blower housing with trim strips	16.00
44	air adjustment band assembly	1.60
45	Arcoflame nozzle with strainer, hollow cone, 80°	1.70
46	delayed opening oil valve, Honeywell No. V4001A	*
47	pedestal base	$ 6.00
48	adjustable legs (4) and locknuts (8) for base, set	1.80

*For identification only. Price on application.

Arcoflame oil burner

model ES-2

cat. no.	description	list price
49	flange mounting bracket	7.80
50–51	burner mounting bracket:	
50	for Arcoliner wet base boiler	1.60
51	for Severn boiler	2.20
52	burner mounting bracket and plate assembly for Oakmont boiler	5.40
53–55	pressure plate assembly:	
53	for Arcoliner wet base boiler	3.80
54	for Severn boiler	2.60
55	for Oakmont boiler	2.60
56	draft tube sleeve—for Severn and Oakmont boilers	1.00
53	for Arcoliner wet base boiler Wideback series 2BT-53 and earlier Narrow back -	3.80

TYPICAL HANGER MOUNTING INSTALLATION

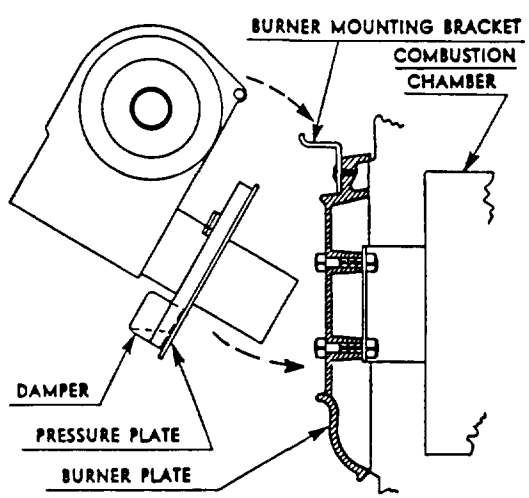

IMPORTANT NOTE: Slip pressure plate assembly over burner tube. Do not bolt to the boiler base front plate or panel.





model PH-5

Arcoflame oil burner


description
list price
1 electric motor, NEMA ⅓ hp, 115 volts, 60 cycle, single phase $33.00
2 transformer 18.80
3 fuel unit (pump)—bolt mounting: 24.40
4 1-stage 32.80
5 2-stage .40
6 gasket for fuel unit 2.60
7 blower wheel, 6¾"x3½", 36 blade 1.20
8 flexible coupling .40
9 nozzle adapter .60
10 air diverter cup .80
11 electrode and insulator assembly .40
12 electrode clamp with screw 2.00
13 electrode holder .40
14 oil pipe with filler rod, 9¾" long, model PH-5 .40
15 bus bar, upper, 5¼" long, model PH-5 .60
16 bus bar, lower, 5¼" long, model PH-5 .40
17 adjustment slide block .40
stop for adjustment
elbow—brass tube fitting
01119

Arcoflame oil burner

model PH-5

cat. no.	description	list price
19	oil feed line with 2 nuts	$ 1.40
20	rear cover plate	.80
21	number and series plate	.40
22	air tube: 5 11/32" long, model PH-5	2.80
23	turbulator	6.00
24	blower housing with trim strips	16.00
25	air adjustment band assembly	1.60
26	Arcoflame nozzle with strainer, hollow cone, 80°	1.70
27	pressure ring assembly for Arcoleader boiler	2.60





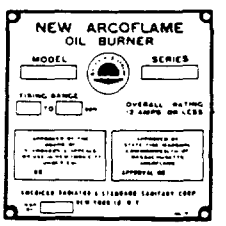







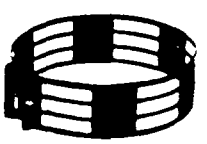



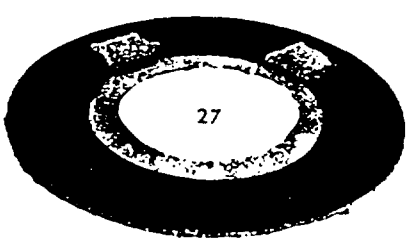

MODEL PH-5 HANGER MOUNTING INSTALLATION WITH ARCOLEADER BOILER

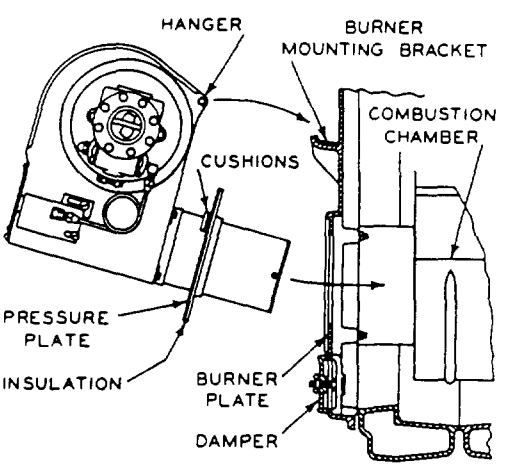

sales offices

ATLANTA—717-101 Marietta St., N. W., Atlanta 3, Ga.
BALTIMORE—Federal Land Bank Bldg., 2315 St. Paul St., Baltimore 18, Md.
BOSTON—515 Park Square Bldg., 31 St. James St., Boston 16, Mass.
BUFFALO—1807 Elmwood Ave., Buffalo 7, N. Y.
CHICAGO—Prudential Plaza Bldg., 130 E. Randolph Dr., Chicago 1, Ill.
CINCINNATI—704 Race St., Cincinnati 2, Ohio
CLEVELAND—850 Hanna Bldg., Euclid Ave. & E. 14th St., Cleveland 15, Ohio
DALLAS—Suite 301, Perkins Bldg., 2501 Cedar Springs Road, Dallas 1, Tex.
DENVER—1550 East 17th Ave., Denver 18, Colo.
DETROIT—Suite 1444, Maccabees Bldg., Detroit 2, Mich.
HOUSTON—Suite No. 7, 1803 Dallas Ave., Houston 3, Tex.
KANSAS CITY—500-510 National Fidelity Life Bldg., 1002 Walnut St., Kansas City 6, Mo.
LONG ISLAND—Chamber of Commerce Bldg., 39-01 Main St., Flushing 54, L. I., N. Y.
LOS ANGELES—Suite 746, Occidental Life Bldg., 1151 S. Broadway, Los Angeles 15, Calif.
MIAMI—Miami Builders Exchange Bldg., 46 N.E. Sixth St., Miami, Fla.
MILWAUKEE—Suite 1011, Majestic Bldg., 231 W. Wisconsin Ave., Milwaukee 3, Wis.
MINNESOTA—Suite 4, Nicollet Exchange Bldg., 2025 Nicollet Ave., Minneapolis 4, Minn.
NEWARK—Room M-101, 972 Broad St., Newark 2, N. J.
NEW ORLEANS—412 Pan American Life Insurance Bldg., 2400 Canal St., New Orleans 19, La.
NEW YORK—50 W. 40th St., New York 18, N. Y.
OMAHA—523-526 Sunderland Bldg., 403 S. 15th St., Omaha 2, Neb.
PHILADELPHIA—Central Camden Parkade Bldg., 30 N. 5th St., Camden 2, N. J.
PITTSBURGH—714 Bessemer Bldg., Pittsburgh 22, Pa.
ST. LOUIS—2725 Clifton Ave., St. Louis 9, Missouri
SALT LAKE CITY—1409 Deseret Bldg., 79 S. Main St., Salt Lake City 1, Utah
SAN FRANCISCO—Suite 708, Sharon Bldg., 55 New Montgomery St., San Francisco 5, Calif.
SEATTLE—306 West Republican Street, Seattle 99, Washington
SILVER SPRING—P.O. Box 312, Eig Bldg., 8641 Colesville Rd., Silver Spring, Md.

AMERICAN-Standard PLUMBING AND HEATING DIVISION
AMERICAN RADIATOR & STANDARD SANITARY CORPORATION
40 WEST 40TH STREET • NEW YORK 18, NEW YORK

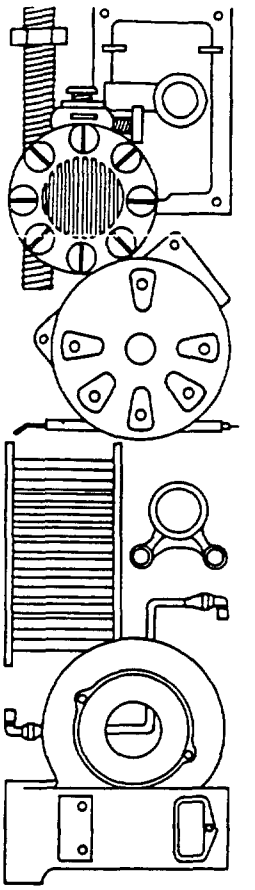

repair parts

AMERICAN-Standard Arcoflame oil burners

AMERICAN-Standard PRODUCTS

01212

contents

page

Arcoflame oil burner

models C-1, C-2 and C-3 3-5

models L-1, L-3 and LFE 6-8

models M, MF, MFA and MFW 9-11

model EH 13-16

Instructions for Ordering Repair Parts

Importance of Model and Series Numbers:

In order to make certain that the parts you order will fit, it is necessary to give the Model and Series number, which are found on a small plate on the oil burner blower housing or on the end plate of Arcoflame Oil Burners, for example, Model MF-A, Series T-2.

When it is impossible to find the Model and Series numbers, draw a freehand sketch of the part giving the main dimensions and send it with the order.

What to Specify on All Orders:

1. Quantity of each item wanted.
2. Catalog number and description, as shown in this book.
3. Model number of burner, for example, CF-7.
4. Series number of burner, for example, T-11.
5. Spray angle and capacity in gallons should be specified for Arcoflame nozzles.
6. Specify method of shipment.



models C-1, C-2, C-3

Arcoflame oil burner



models CF-7, CF-112

cat. no.	description	pattern no.	list price
1	electric motor, NEMA 1/6 hp, 115 volts, 60 cycle, single phase *		$34.40
2	ignition transformer		19.40
3	Sundstrand fuel unit,		
	1-stage		24.40
	2-stage		32.80
4	blower wheel		2.60
5	flexible coupling—for fuel unit		1.20
6	electrode and insulator assembly—1 electrode, 2 nuts and washers		.90
7	electrode clamp, including 2 screws		1.00
8	bus bar, upper		
	8½" long, model C-1		.40
	15¼" long, model C-2		.60
	23½" long, model C-3		.80
	7⅛" long, model CF		.40
9	bus bar, lower		
	8½" long, model C-1		.40
	15¼" long, model C-2		.60
	23½" long, model C-3		.80
	7⅛" long, model CF		.40
10	bus bar collars—2 pieces, including screws		.40
11	bus bar support, porcelain, including set screw		1.20
12	clamp shoe and 2 set screws—for air tube	C-AF-8	.40
13	Arcomute oil tube, steel		
	16⅜" long, model C-1		1.20
	23⅛" long, model C-2		1.60
	31⅜" long, model C-3		2.20
	15" long, model CF		1.20
14	oil feed line, ¼" O.D. copper with 2 nuts and elbow		1.20
15	air damper assembly, including damper, shaft, bearing nut, washer, indicator		1.20
16	air turbulator	C-AF-1	4.80
17	air tube, less turbulator		
	8½" long, model C-1		2.20
	15¼" long, model C-2		2.80
	23½" long, model C-3		3.20
	7⅛" long, model CF		2.20
18	turbulator attachment (for 1.25 and 1.35 gal. firing rates)	C-AF-2	1.40
19	air diverter	C-AF-3	2.20
20	adjusting screw for air diverter		
	model C-1		.40
	model C-2		.60
	model C-3		.80
	model CF		.40

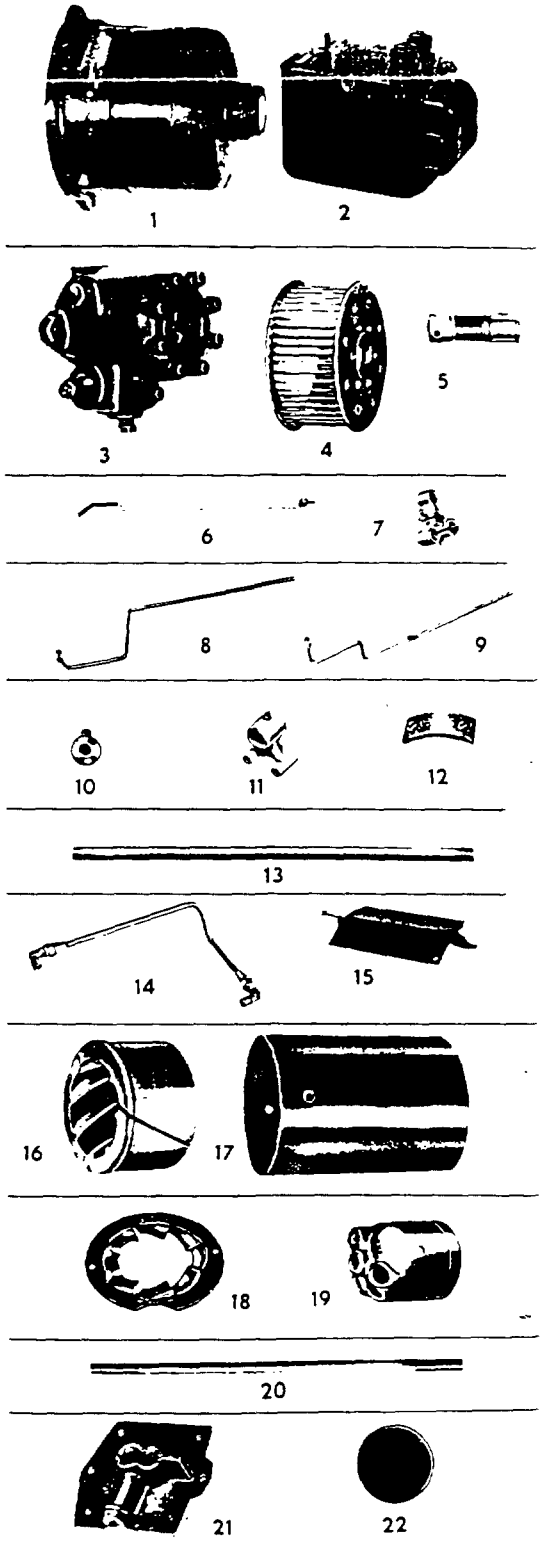

*Series T-11 and earlier models C and CF Arcoflame Burners were equipped with ⅛ hp motor which is no longer available. An ADAPTER RING—catalogue No. 33—is required and must be ordered for series T-11 and earlier burners to permit the use of the NEMA 1/6 hp motor for replacement purposes.

Arcoflame oil burner

model C

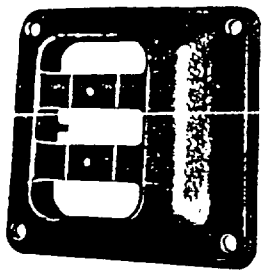

23



24

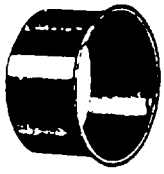

25



26



27

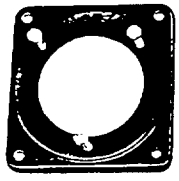

28

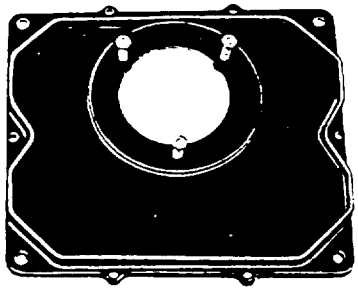

29



31



32



33

cat. no.	description	pattern no.	list price
21	end plate, including screws	C-AF-7	$ 2.80
22	removable cap for end plate		.40
23	pedestal base, model C	C-AF-4	4.60
24	adjustable legs and locknuts for base—8 pieces		1.80
25	draft tube sleeve		.80
26	blower housing, model C, series T-11 and earlier	C-AF-5	28.00
	blower housing, model C, series T-12	C-AF-11	28.00
27	blower housing, model CF, series T-11 and earlier	C-AF-6	28.00
	blower housing, model CF, series T-12	C-AF-12	28.00
28	mounting plate, model CF-7	7-CB-102	1.80
29	mounting plate, model CF-112	B-AF-8	8.40
30	mounting studs, model CF—3 pieces		.40
31	Arcoflame nozzle with strainer		1.70
32	nozzle adapter		.40
33	motor adapter ring, series T-11 and earlier		7.60

Principal repair parts for models D and DF Arcoflame Oil Burner are interchangeable with those listed above for models C and CF. The models D and DF Burners were equipped with a ⅛ hp motor which is no longer available; the motor adapter ring, catalog No. 33, for series T-11 and earlier model C Burner is required to permit the use of the standard NEMA 1/6 hp motor for replacement purposes.

In the event other repairs are required for the model D and DF Burners, such as ignition transformer, fuel pump or blower housing, be sure to specify burner model and series number so that the proper repair part will be furnished, if it is available.



models L-1, L-3

Arcoflame oil burner



model LF-E

Arcoflame oil burner

model L


1


2


3

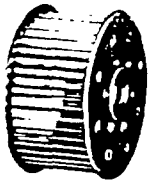
4


5


6


7

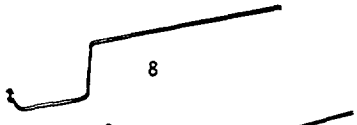
8


9


10


11


12


13

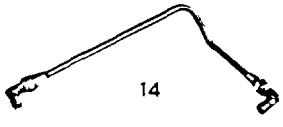
14

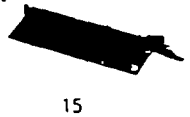
15


16

cat. no.	description	pattern no.	list price
1	electric motor, NEMA 1/6 hp, 115 volts, 60 cycle, single phase *		$34.40
2	ignition transformer		18.80
3	Sundstrand fuel unit, 2-stage		35.40
4	blower wheel		4.60
5	flexible coupling—for fuel unit		1.60
6	electrode and insulator assembly—1 electrode, 2 nuts and 2 washers		.90
7	electrode clamp, with 2 screws		1.00
8	bus bar, upper		
	12 7/8" long, model L-1		1.00
	22 11/16" long, model L-3		1.20
	8 7/16" long, model LF-E		.60
9	bus bar, lower		
	12 7/8" long, model L-1		1.00
	22 11/16" long, model L-3		1.20
	8 7/16" long, model LF-E		.60
10	bus bar collars—2 pieces, including screws		.40
11	bus bar support, porcelain, including set screw (2 required for model L-3)		1.20
12	clamp shoe and 2 set screws for air tube		1.00
13	Arcomute oil tube, steel		
	21 17/32" long, model L-1		1.60
	31 11/32" long, model L-3		2.20
	17 5/32" long, model LF-E		1.20
14	oil feed line, 1/4" O.D. copper, with 2 nuts and elbow		1.20
15	air damper assembly, incl. damper, shaft, bearing nut, washer, indicator		1.20
16	air turbulator, with 2 screws	L-AF-3	6.00

*Series T-2 and earlier Model LF-E and Series T-7 and earlier Models L-1 and L-3 Arcoflame Oil Burners require an ADAPTER RING—catalog No. 30—which must be ordered for these series burners to permit the use of the NEMA 1/6 hp motor for replacement purposes.

Arcoflame oil burner

model L

cat. no.	description	pattern no.	list price
17	air tube, with 2 screws, less turbulator		
	12 5/32" long, model L-1		$ 3.00
	21 3/32" long, model L-3		4.20
	7 5/32" long, model LF-E		2.20
18	air diverter	C-AF-3	2.20
19	adjusting screw, for air diverter		
	model L-1		.40
	model L-3		.60
	model LF-E		.40
20	end plate, with 2 screws	C-AF-7	2.80
21	removable cap for end plate		.40
22	burner support, 2 pieces, with 4 bolts, washers and nuts	L-AF-2	5.40
23	4 adjustable legs, and locknuts for burner support		1.80
24	draft tube sleeve		1.00
25	blower housing for models L-1 and L-3	L-AF-1	45.00
26	blower housing for model LF-E	L-AF-6	45.00
27	mounting plate model LF-E	L-AF-7	9.80
28	Arcoflame nozzle with strainer		1.70
29	nozzle adapter		.40
30	motor adapter ring		9.00


17


18

19

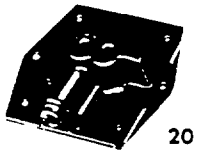
20


21


22

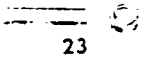
23


24


25


26


27


28


29


30



model M



model MF

Arcoflame oil burner



model MF-A



model MF-W

Arcoflame oil burner

model M

cat. no.	description	pattern no.	list price
1	electric motor, 115 volts, 60 cycle, single phase		$48.20
2	ignition transformer		19.40
3	Sundstrand fuel unit,		
	1-stage		27.60
	2-stage		36.00
4	blower wheel		1.80
5	wheel guard		.60
6	electrode and insulator assembly—		
	electrode, nut, washer, spring connection		1.20
7	electrode clamp—top and bottom pieces with screws		.80
8	oil tube with filler piece		.40
9	bracket for oil tube		.40
10	support for oil tube		.40
11	oil feed line with fittings		1.00
12	air damper and dial assembly		1.00
13	blower housing	M-AF-1	20.00



Arcoflame oil burner

model M

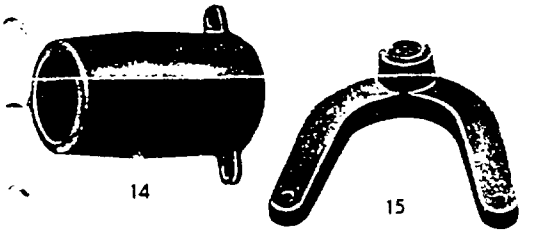

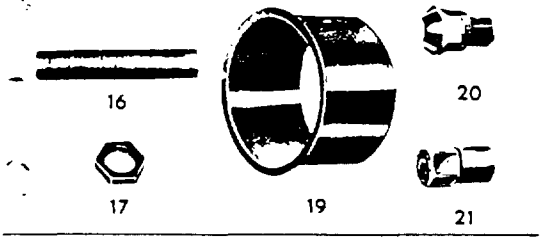





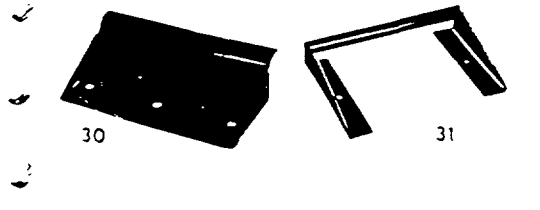

cat. no.	description	pattern no.	list price
14	air tube	M-AF-2	$4 00
15	pedestal base—M only	M-AF-3	2 40
16	pipe leg—M only		1 00
17	hex lock nut for pipe leg—M only		40
19	draft tube sleeve—M only		1 80
20	Arcoflame nozzle with strainer		1 70
21	nozzle adapter		40
22	pressure plate assembly—MF-W only		3 80
23	½" x 6½" nipple—MF only		40
24	½" to ¼" reducing elbow—MF only		40
25	plug—flange bracket—MF, MF-A, MF-W	M-AF-5	60
26	flange bracket—MF only	M-AF-4	2 00
27	flange bracket, MF-A and MF-W only	M-AF-6	3 80
28	flange plate assembly with copper ring—MF only		2 60
29	motor coupling for fuel unit		2 40
30	burner bracket—MF-W only		1 20
31	burner hanger—MF-W only		1 00



model EH

Arcoflame oil burner

cat. no.	description	pattern no.	list price
1	electric motor, NEMA ⅛ hp, 115 volts, 60 cycle, single phase		$33.00
2	transformer		18.80
3	fuel unit (pump):		
	1-stage		24.40
	2-stage		32.80
	1-stage, solenoid		40.40
	2-stage, solenoid		48.80
4	blower wheel:		
	6 5/16" x 3½", 36 blade		2.60
	5¼" x 3 15/32", 30 blade		2.20
5	flexible coupling		1.20
6	electrode and insulator assembly		.80
7	electrode clamp with screw		.40
8	bus bar, upper:		
	6½" long, model EH-6		.40
	7¾" long, model EH-8		.40
	14¾" long, model EH-15		.60
	22¾" long, model EH-23		.80
9	bus bar, lower:		
	6½" long, model EH-6		.40
	7¾" long, model EH-8		.40
	14¾" long, model EH-15		.60
	22¾" long, model EH-23		.80
10	bus bar support (used with EH-15 and EH-23)		1.60
11	oil pipe with filler rod:		
	13 5/8" long, model EH-6		.40
	14⅞" long, model EH-8		.40
	21⅞" long, model EH-15		.60
	29⅞" long, model EH-23		.80
12	oil feed line with 2 nuts		1.40
13	flame stabilizer		.40
14	adjustment rod for flame stabilizer:		
	10 9/16" long, model EH-6		.40
	11 13/16" long, model EH-8		.40
	18 13/16" long, model EH-15		.60
	26 13/16" long, model EH-23		.80
15	rear adjusting rod support		.40
16	center adjusting rod support		.40
17	Aeroswirl air spinner		.80
18	adjustment block slide		.60
19	stop for adjustment block		.40





Arcoflame oil burner

model EH

cat. no.	description	pattern no.	list price
20	rear cover plate		$ .80
21	removable cap for rear cover plate opening		.40
22	air tube:		
	6¾" long, model EH-6		2.80
	8" long, model EH-8		2.80
	15" long, model EH-15		3.40
	23" long, model EH-23		4.00
23	basic choke ring		1.60
24	supplementary choke ring no. 1		.80
25	supplementary choke ring no. 2		.80
26	number and series plate		.40
27	blower housing		15.00
28	air adjustment band assembly		1.60
29	Arcoflame nozzle with strainer		1.70
30	nozzle adapter		.40
31	pedestal base		6.00
32	adjustable legs (4) and locknuts (8) for base, set		1.80
33	flange mounting bracket		7.80
34	burner mounting bracket:		
	(a) for Arcoliner wet base boiler		1.60
	(b) for Severn boiler		2.20

Arcoflame oil burner

model EH

cat. no.	description	pattern no.	list price
35	burner mounting bracket and plate assembly—for Oakmont boiler		$ 5.40
36	pressure plate assembly:		
	(a) for Arcoliner wet base boiler		3.80
	(b) for Severn boiler		2.60
	(c) for Oakmont boiler		2.60
37	draft tube sleeve—for Severn and Oakmont		1.00

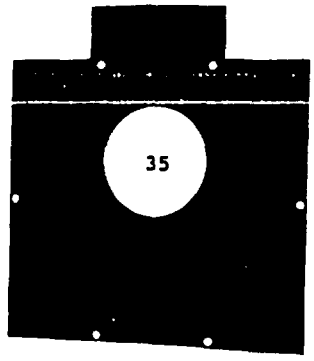

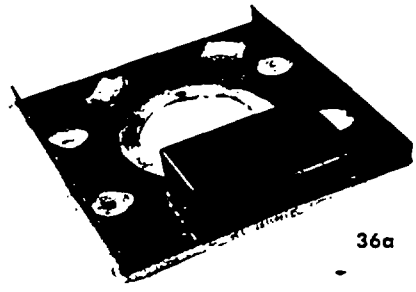







sales offices

ATLANTA—717-101 Marietta St., N. W., Atlanta 3, Ga.
BALTIMORE—Federal Land Bank Bldg., 2315 St. Paul St., Baltimore 18, Md.
BOSTON—515 Park Square Bldg., 31 St. James St., Boston 16, Mass.
BUFFALO—1807 Elmwood Ave., Buffalo 7, N. Y.
CHICAGO—Prudential Plaza, 130 E. Randolph Dr., Chicago 1, Ill.
CINCINNATI—704 Race St., Cincinnati 2, Ohio
CLEVELAND—850 Hanna Bldg., Euclid Ave. & E. 14th St., Cleveland 15, Ohio
DALLAS—Suite 301, Perkins Bldg., 2501 Cedar Springs Road, Dallas 1, Tex.
DENVER—1550 East 17th Ave., Denver 18, Colo.
DETROIT—Suite 1426 Maccabees Bldg., Detroit 2, Mich.
HOUSTON—1803 Dallas Ave., Houston 3, Tex.
KANSAS CITY—Suite 503-6 National Fidelity Life Bldg., 1002 Walnut St., Kansas City 6, Mo.
LONG ISLAND—Chamber of Commerce Bldg., 39-01 Main St., Flushing 54, L. I., N. Y.
LOS ANGELES—Suite 746, Occidental Life Bldg., 1151 S. Broadway, Los Angeles 15, Calif.
MIAMI—Miami Builders Exchange Bldg., 46 N.E. Sixth St., Miami, Fla.
MILWAUKEE—Suite 1011, Majestic Bldg., 231 W. Wisconsin Ave., Milwaukee 3, Wis.
MINNESOTA—410 Essex Bldg., 10th St. & Nicollet Ave. Minneapolis 3, Minn.
NEWARK—Room M-101, 972 Broad St., Newark 2, N. J.
NEW ORLEANS—451 The Lee Circle Bldg., 1040 St. Charles Ave., New Orleans 13, La.
NEW YORK—50 W. 40th St., New York 18, N. Y.
OMAHA—523-526 Sunderland Bldg., 403 S. 15th St., Omaha 2, Neb.
PHILADELPHIA—Central Camden Parkade Bldg., 30 N. 5th St., Camden 2, N. J.
PITTSBURGH—1106 Bessemer Bldg., Pittsburgh 22, Pa.
ST. LOUIS—4221 Lindell Blvd., St. Louis 8, Mo.
SALT LAKE CITY—1409 Deseret Bldg., 79 S. Main St., Salt Lake City 1, Utah
SAN FRANCISCO—Suite 708, Sharon Bldg., 55 New Montgomery St., San Francisco 5, Calif.
SEATTLE—817 New World Life Bldg., 2nd Ave. & Cherry, Seattle 4, Wash.
SILVER SPRING—P.O. Box 312, Eig Bldg., 8641 Colesville Rd., Silver Spring, Md.

AMERICAN-Standard PLUMBING AND HEATING DIVISION
AMERICAN RADIATOR & STANDARD SANITARY CORPORATION
NEW YORK 18, NEW YORK

Form No. 346-2

Litho in U.S.A.

01228