

PLAINTIFF'S
EXHIBIT
WH - 152

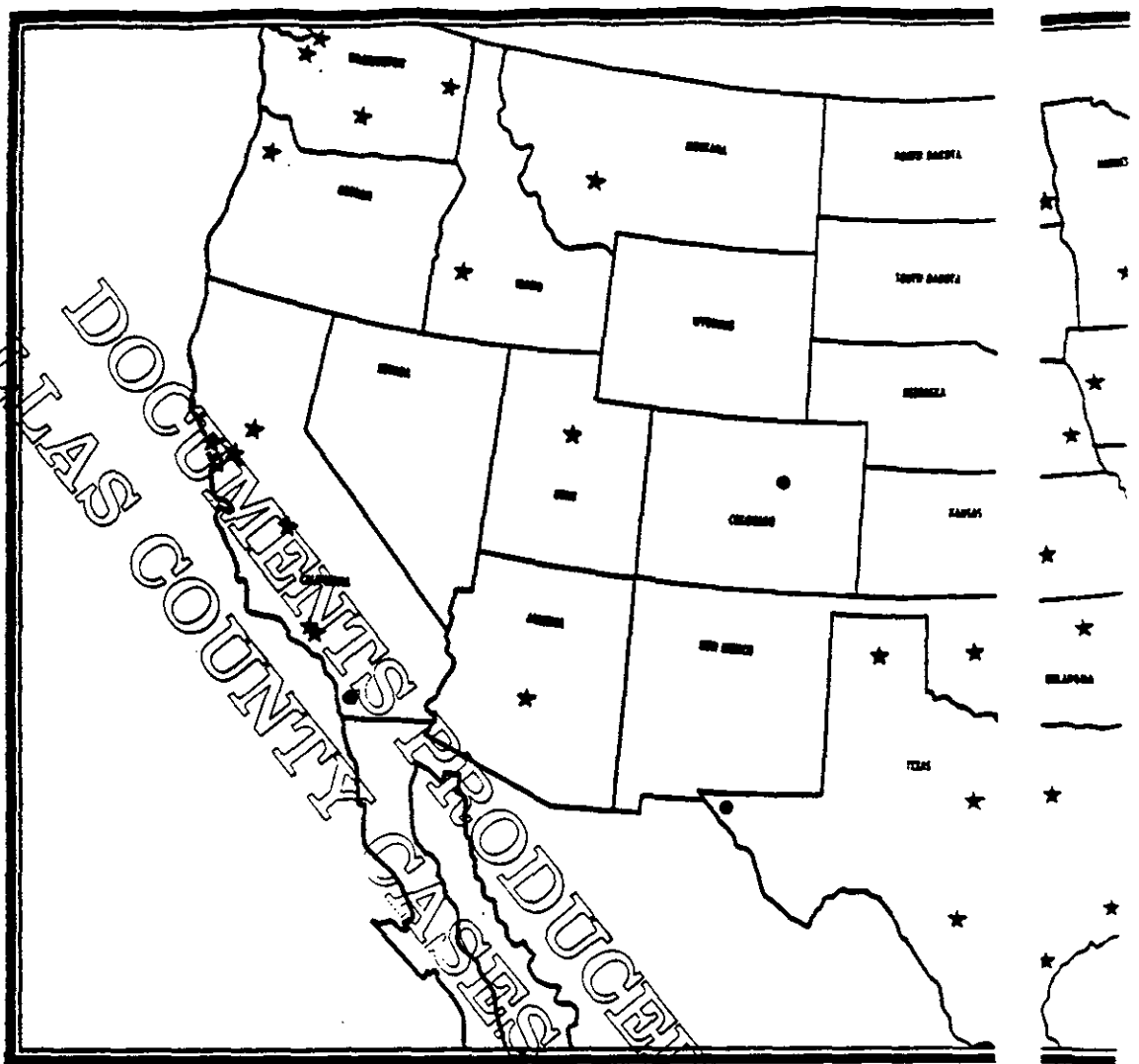

DOCUMENTS PRODUCED
DALLAS COUNTY CASES 3-13-22

WESTINGHOUSE AGENT-DISTRIBUTORS

The Westinghouse Electric Corporation was the first manufacturer to produce and market a comprehensive group of electrical products under a single brand name. In 1911, the corporation organized the nation-wide local distributor service which is in full fruition today. A fundamental of the distributor service was the adoption of merchandising methods that would perform much more than a mere warehousing function. The success that followed proved the soundness of the original planning. Today the strong, capable electrical distributors selected by Westinghouse, are known as "Westinghouse Agent-Distributors."

The locations of the non-Westinghouse electrical supply houses are indicated by dots (●) on the above map.

A Complete List of Westinghouse Electric Supply Co. Hou:



DOCUMENTS PRODUCED
DALLAS COUNTY CASES 3/1[illegible]

WESTINGHOUSE ELECTRIC SUPPLY COMPANY

The Westinghouse Electric Supply Company is a wholly owned subsidiary of the Westinghouse Electric Corporation. The parent company, in setting up the strategically situated 108 Wesco Offices, located them throughout the nation where the growing need for prompt shipment of electrical apparatus and supplies could be countered by immediate local delivery right from Wesco on-the-spot stocks.

The locations of Wesco offices are indicated by stars (*) on the above map.

Every one of the Wesco Offices is manned by a staff of trained sales engineers and sales specialists ready to assist you with your problems on the application of electrical apparatus and supplies, and then follow through with prompt, local delivery. Make the nearest Wesco house your headquarters for everything electrical.

Houses by States and Cities, appears on the next page.

Westinghouse Electric Supply Company

SALES OFFICES AND WAREHOUSES ARE IN THE FOLLOWING CITIES

ARIZONA
Phoenix

ARKANSAS
Little Rock

CALIFORNIA
Fresno
Los Angeles
Oakland
Sacramento
San Francisco
Vernon

CONNECTICUT
Hartford
New Haven

DELAWARE
Wilmington

DISTRICT OF COLUMBIA
Washington

FLORIDA
Jacksonville
Miami
Tampa

GEORGIA
Albany
Atlanta
Savannah

IDAHO
Boise

ILLINOIS
Chicago
Danville
Peoria
Rockford

INDIANA
Evansville
Indianapolis
Fort Wayne

IOWA
Davenport
Des Moines
Sioux City
Waterloo

KANSAS
Wichita

LOUISIANA
New Orleans
Shreveport

MAINE
Augusta
Bangor

MARYLAND
Baltimore

MASSACHUSETTS
Boston
Springfield
Worcester

MICHIGAN
Detroit
Flint
Grand Rapids

MINNESOTA
Duluth
Minneapolis
St. Paul

MISSISSIPPI
Jackson

MISSOURI
St. Louis
St. Louis (Fyler Branch)

MONTANA
Butte

NEBRASKA
Omaha

NEW HAMPSHIRE
Manchester

NEW JERSEY
Newark
Trenton

NEW YORK
Albany
Binghamton
Brooklyn
Hempstead
Newburgh
New York City
Rochester
Syracuse
Utica
Watertown

NORTH CAROLINA
Charlotte
Greensboro
Raleigh

NORTH DAKOTA
Fargo

OHIO
Cincinnati
Cleveland
Columbus
Dayton
Toledo

OKLAHOMA
Oklahoma City
Tulsa

OREGON
Portland

PENNSYLVANIA
Allentown
Erie
Philadelphia
Pittsburgh
Reading
Williamsport
York

RHODE ISLAND
Providence

SOUTH CAROLINA
Columbia
Greenville

TENNESSEE
Knoxville
Memphis

TEXAS
Amarillo
Beaumont
Corpus Christi
Dallas
Fort Worth
Houston
San Antonio

UTAH
Salt Lake City

VERMONT
Burlington

VIRGINIA
Norfolk
Richmond
Roanoke

WASHINGTON
Seattle
Spokane
Tacoma
Yakima

WEST VIRGINIA
Clarksburg
Wheeling

WISCONSIN
Green Bay
Madison
Milwaukee

DOCUMENTS PRODUCED
DALLAS COUNTY CASES
3/18/92

Westinghouse Electric Supply Company

A National Distributing Organization

ELECTRICAL APPARATUS AND SUPPLIES

Catalog No. 100



Wholesale Only

DOCUMENTS PRODUCED
DALLAS COUNTY CASE
18192

Introduction

AND GENERAL INFORMATION

The purpose of this catalog is to provide you with a handy, up-to-date source-book of standard electrical apparatus and supplies that are in recurring demand. Those items not fully described or shown in this volume are covered completely in special catalogs and bulletins readily available to you upon request.

Prices: The list prices shown are the latest list prices available as this publication goes to press. They are for your information only and not intended as quotations. Because of the day-to-day fluctuations in business, all prices are necessarily subject to change without notice.

Terms: Different kinds of apparatus and supplies may vary as to terms and cash discount, if any. In general, terms are such as the Company may extend to customers of approved credit, not to exceed net in 30 days from date of invoice. When apparatus or material is of a class subject to cash discount, invoices show the amount of such discount allowed for payment within 10 days of invoice date. Unless well-rated by commercial agencies, new customers will avoid delay in shipment of their first order, due to credit investigation, by sending remittance with their order or by permitting us to make C. O. D. shipment. Those wishing to establish credit relations with us should send references and a brief statement of their financial position.

Directions for Ordering: You can assure prompt completion of your own order by following two simple rules. First, clearly address all your orders to the firm, not to an individual. Second, in typing up your order keep it on separate sheets, free from other correspondence. Otherwise your order may be delayed.

Shipments will be made by freight, express, or parcel post, as you request. Where no definite instructions are received, we will forward orders in excess of 100 pounds by freight, lighter shipments by express or parcel post, whichever is more practical for you.

Loss and Damage in Transit: In the case of breakage, damage, or loss in transit, your claim can only be made against the transportation company. If you can supply us with your shipping receipt numbers, we will be glad to give you every possible assistance in establishing a just claim.

Shortages: Should there be a shortage in any shipment to you, we can serve you more efficiently if you make claim on us within 5 days.

Return Goods: To avoid loss of goods, misunderstandings, and to facilitate proper return merchandise credit, it is advisable for you to obtain shipping instructions from us for all items involved before returning them.

Responsibility: Statistical information contained in this catalog is derived from tables compiled by the manufacturers, and is reprinted by us for your convenience. This information is necessarily based upon use of products under proper working conditions. We assume no responsibility by this reprint.

Household Appliances, Radio and Television Receivers: We distribute a complete line of Westinghouse Household Appliances, Radio and Television Receivers through authorized dealers. *These lines are too comprehensive to list in this book.* Special catalogs and other literature on each product are available upon request.

DOCUMENT PRODUCED
DALLAS COUNTY CASES 3/18/02

Copyright 1949 by R. R. Donnelley & Sons Co. Printed in U. S. A.

National Electrical Code Conductor Types

Lighting and Power

Type	Description
R	Rubber-covered—Code Grade—Figures following designation denote voltage
RW	Rubber-covered—Moisture-resistant Grade—For Moist Locations
RH	Rubber-covered—Heat-Resistant Grade
RU	Rubber-covered—30% Unmilled Grainless Rubber—Thin Wall
T	Thermoplastic-covered—Thin Wall
TW	Thermoplastic-covered—No Lead Sheath—For Moist Locations
TA	Thermoplastic and Asbestos-Covered—Thin Wall—For Switchboard Wiring
RL	Rubber-covered—Code Grade—Lead Overall
RHL	Rubber-covered—Heat-resistant Grade—Lead Overall
RWL	Rubber-covered—Moisture-resistant Grade—Lead Overall
RD	Twin Wire, Two Rubber-insulated, Code Grade—Fibrous-covered
RHD	Twin Wire, Two Rubber-insulated, Heat-resistant Grade—Fibrous-covered
RWD	Twin Wire, Two Moisture-resistant Rubber-insulated—Fibrous-covered—For Moist Locations
RDL	Twin Wire, Two Rubber-insulated—Code Grade—Lead Overall
RHDL	Twin Wire, Two Rubber-insulated, Heat-resistant Grade—Lead Overall
RWDL	Twin Wire, Two Moisture-resistant Rubber-insulated—Lead Overall
RM	Rubber-covered—Code Grade—Multiple Conductors
RHM	Rubber-covered—Heat-resistant Grade—Multiple Conductors
RWM	Rubber-covered—Moisture-resistant Grade—Multiple Conductors
RML	Rubber-covered—Code Grade—Multiple Conductors—Lead Overall
RHML	Rubber-covered—Heat-resistant Grade—Multiple Conductors—Lead Overall
RWML	Rubber-covered—Moisture-resistant Grade—Multiple Conductors—Lead Overall
AC	A Cable, two or more Rubber-insulated, Usually Code Grade—Fibrous-covered Conductors—Twisted and Armored
ACV	A Cable, two or more varnished-cambric insulated—Fibrous-covered Conductors—Twisted and Metallic Armored
ACL	A Cable, two or more Rubber-insulated—usually Code Grade—Fibrous-covered Conductors, Twisted, Lead-covered and Armored
V	Varnished-cambric-covered Wire
A	Asbestos-covered Wire
AI	Impregnated-Asbestos-covered Wire
AVA	Impregnated-Asbestos and Varnished-cambric-covered Wire, Asbestos Braid
AVB	Impregnated-Asbestos and Varnished-cambric-covered Wire, Flame-resistant Cotton Braid
AVL	Impregnated-Asbestos and Varnished-cambric-covered Wire—Lead Overall
GTO	Gas-Tube Sign and Oil-Burner Ignition Cable—one Polyethylene-insulated conductor—Thermoplastic-jacketed
SD	Service Drop Cable—(Styles C and CF) one or two rubber-insulated conductors—untreated braid—cellophane tape over each—concentric uninsulated neutral—protective paper tape—braid overall—URC finish
SE	Service Entrance Cable—(Styles SC and SCF) one or two rubber-insulated conductors—untreated braid—cellophane tape over each—concentric uninsulated neutral—vulcanized moisture seal—braid overall—URC finish
USE	Underground Service Cable—Single-, twin- or three-conductor—moisture-resistant rubber-insulated—neoprene-jacketed or lead-covered and pariwey-armored
SB	Slow-burning Wire
SBW	Slow-burning Weatherproof Wire
WP	Weatherproof Wire

Fixture Wire

Type	Description
AF	Asbestos-covered Heat-resistant Fixture Wire
CF	Cotton-covered Heat-resistant Fixture Wire
RF-64	Rubber-covered Fixture Wire—Solid or Stranded—1/64" Insulation
RF-32	Rubber-covered Fixture Wire—Solid or Stranded—1/32" Insulation
RF	Rubber-covered Fixture Wire—Solid or Stranded—3/64" Insulation
FF-64	Rubber-covered Fixture Wire—Flexible Stranding—1/64" Insulation
FF-32	Rubber-covered Fixture Wire—Flexible Stranding—1/32" Insulation
FF	Rubber-covered Fixture Wire—Flexible Stranding—3/64" Insulation
TF	Thermoplastic-covered Fixture Wire—Solid or Stranded—1/32" Insulation
TFF	Thermoplastic-covered Fixture Wire—Flexible Stranding—1/32" Insulation

Flexible Cords

AT	Asbestos-covered Tinsel Cord
ATJ	Asbestos-covered Tinsel Cord—Rubber-jacketed
CT	Cotton-covered Tinsel Cord
CTJ	Cotton-covered Tinsel Cord—Rubber-jacketed
AFC	Asbestos-covered—Heat-resistant—Twisted Pair
AFPO	Asbestos-covered—Heat-resistant—Parallel
AFPD	Asbestos-covered—Heat-resistant—Twisted Pair—Braid Overall
CFC	Cotton-covered—Heat-resistant—Twisted Pair
CFPD	Cotton-covered—Heat-resistant—Twisted Pair—Braid Overall
CFPO	Cotton-covered—Heat-resistant—Parallel
PO	Parallel Cord—Rubber-insulated — Fibrous-covered — Figures following denote insulation thickness, otherwise 3/64"
POSJ	All-rubber Parallel Cord—Figures following, plus 1/64", denote insulation thickness
PDT	All-plastic Parallel Cord—Figures following, plus 1/64", denote insulation thickness
C	Lamp Cord—Twisted Pair
CA	Armored Cord
PD	Portable or Pendant Lamp Cord—Twisted Pair—Braid Overall
P	Reinforced Cord—Rubber-insulated—Rubber Fillers—Cotton-covered. Figures following denote insulation thickness, otherwise 3/64"
PWP	Reinforced Cord—Moisture-proof—Figures following denote insulation thickness, otherwise 3/64"
K	Heavy-Duty Cord—Braided
PAWP	Reinforced Cord—Moisture-proof—Armored
S	Hard-Service Cord—Rubber-insulated and -jacketed
SJ	Junior Hard-Service Cord—Rubber-insulated and -jacketed
SV	Vacuum Cleaner Cord—Rubber-insulated and -jacketed
SO	Hard-Service Cord—Rubber-insulated—Oil-resistant compound-jacketed
SJO	Junior Hard-Service Cord—Rubber-insulated—Oil-resistant compound-jacketed
ST	Hard-Service Cord—Thermoplastic-insulated and -jacketed
SJT	Junior Hard-Service Cord—Thermoplastic-insulated and -jacketed
SVT	Vacuum Cleaner Cord—Thermoplastic-insulated
AFS	Heat-resistant Cord—Rubber-jacketed—Heavy Duty
AFSJ	Heat-resistant Cord—Rubber-jacketed—Light Duty
HC	Heater Cord—Twisted Pair
HPD	Heater Cord—Twisted Pair—Braid Overall
HSJ	Heater Cord—Twisted Pair—Rubber Overall
E	Elevator Cable—Rubber-insulated—Nonhazardous Locations
EO	Elevator Cable—Rubber-insulated—Neoprene-jacketed—Hazardous Locations

DATA SHEET PRODUCED BY ELECTRICAL CONSTRUCTION & MAINTENANCE

Asbestos Varnished Cambric Insulated Power Cable

Type AVA–Single-Conductor, Stranded—Type AVMA–Three-Conductor, Stranded

Voltage Ratings are Phase to Phase



Single-Conductor Cable

Prices on application.

*Packed in coils.

600 Volts—110°C.

Size A.W.G.	Conductors	Diameter Inches	Insulation Thickness, Min. 1st Layer	Insulation Thickness, Min. Varnished Cambric	Insulation Thickness, Min. 2nd Layer	Type AVA, Single-Conductor: Ampacities Braid Thickness Mils	Type AVA, Single-Conductor: Overall Diameter Inches	Type AVA, Single-Conductor: Net Weight Lbs. per 1000 Feet	Type AVA, Single-Conductor: Std. Packaging Feet per Reel	Type AVMA, 3-Conductor: Overall Ampacities Braid Thickness Mils	Type AVMA, 3-Conductor: Overall Diameter Inches	Type AVMA, 3-Conductor: Net Weight Lbs. per 1000 Feet	Type AVMA, 3-Conductor: Std. Packaging Feet per Reel	
14	7x.0242	.073	10	30	15	40	.285	45	*1000	..	.....	.....	.....	
12	7x.0305	.092	10	30	15	40	.285	60	*1000	45	.555	200	1000	
10	7x.0385	.116	10	30	15	40	.310	78	*1000	45	.610	250	1000	
8	7x.0486	.146	10	30	15	45	.360	110	*500	45	.675	340	1000	
6	7x.0612	.184	15	30	20	45	.405	150	1000	45	.800	490	1000	
5	7x.0688	.206	15	30	20	45	.430	172	1000	45	.845	580	1000	
4	7x.0772	.232	15	30	20	45	.455	220	1000	45	.900	700	1000	
3	7x.0867	.260	15	30	20	45	.480	280	1000	45	.960	830	1000	1
2	7x.0974	.292	15	30	20	45	.515	310	1000	45	1.030	990	1000	2
1	19x.0664	.332	20	30	20	45	.585	380	1000	45	1.180	1250	1000	3
1/0	19x.0745	.373	20	30	20	45	.625	480	1000	45	1.270	1510	1000	4
2/0	19x.0837	.419	20	30	20	45	.670	580	1000	45	1.370	1830	1000	M
3/0	19x.0940	.470	20	30	20	45	.730	680	1000	45	1.480	2210	500	
4/0	19x.1055	.528	20	30	20	45	.780	840	1000	45	1.605	2720	500	
MCM														
250	37x.0822	.575	25	40	20	45	.875	1000	500	45	1.815	3280	500	
300	37x.0900	.630	25	40	20	45	.930	1180	500	45	1.980	3980	500	
350	37x.0973	.681	25	40	20	45	.985	1380	500	45	2.045	4410	500	
400	37x.1040	.728	25	40	20	45	1.030	1520	500	45	2.145	4980	500	
450	37x.1103	.772	25	40	20	45	1.075	1700	500	45	2.240	5510	500	
500	37x.1162	.813	25	40	20	45	1.115	1870	500	45	2.330	6100	500	
550	61x.0860	.855	30	40	20	45	1.165	2080	500	..	.....	.....	.....	
600	61x.0922	.898	30	40	20	45	1.205	2220	500	..	.....	.....	.....	
650	61x.1022	.959	30	40	20	45	1.260	2400	500	..	.....	.....	..	
700	61x.1071	.984	30	40	20	45	1.275	2580	500	..	.....	.....	..	
750	61x.1109	.986	30	40	20	45	1.310	2720	500	..	.....	.....		1
800	61x.1145	1.031	30	40	20	45	1.345	2790	500	..	.....	.....		1
900	61x.1215	1.084	30	40	20	45	1.405	3120	500	..	.....	.....		1
1000	61x.1280	1.153	30	40	20	45	1.465	3580	500	..	.....	.....		1
1250	91x.1172	1.289	30	50	20	45	1.640	4450	500	..	.....	.....		2
1500	91x.1284	1.412	30	50	20	45	1.785	5330	500	..	.....	.....		
1750	127x.1174	1.526	30	50	20	45	1.930	6100	500	..	.....	.....		
2000	127x.1256	1.632	30	50	20	45	2.060	6880	500	..	.....	.....		
						2000 Volts—110°C.								
14	7x.0242	.073	15	30	25	45	.385	78	1000	..	.....	.....	.....	
12	7x.0305	.092	15	30	25	45	.385	91	1000	45	.750	300	1000	1
10	7x.0385	.116	15	30	25	45	.410	110	1000	45	.800	350	1000	1
8	7x.0486	.146	15	30	25	45	.440	138	1000	45	.865	460	1000	1
6	7x.0612	.184	15	30	25	45	.475	180	1000	45	.950	580	1000	
5	7x.0688	.206	15	30	25	45	.500	210	1000	45	.995	680	1000	
4	7x.0772	.232	15	30	25	45	.525	234	1000	45	1.050	790	1000	
3	7x.0867	.260	15	30	25	45	.560	290	1000	45	1.115	900	1000	
2	7x.0974	.292	15	30	25	45	.595	340	1000	45	1.180	1080	1000	
1	19x.0664	.332	20	30	30	45	.655	420	1000	45	1.310	1370	1000	
1/0	19x.0745	.373	20	30	30	45	.695	500	1000	45	1.400	1630	1000	
2/0	19x.0837	.419	20	30	30	45	.730	610	1000	45	1.500	1970	1000	
3/0	19x.0940	.470	20	30	30	45	.780	750	1000	45	1.610	2380	500	
4/0	19x.1055	.528	20	30	30	45	.840	940	1000	45	1.735	2980	500	
MCM														
250	37x.0822	.575	25	30	40	45	.915	1090	500	45	1.900	3400	500	
300	37x.0900	.630	25	30	40	45	.970	1290	500	45	2.020	3970	500	
350	37x.0973	.681	25	30	40	45	1.025	1410	500	45	2.130	4530	500	
400	37x.1040	.728	25	30	40	45	1.070	1580	500	45	2.230	5100	500	
450	37x.1103	.772	25	30	40	45	1.115	1750	500	45	2.325	5670	500	
500	37x.1162	.813	25	30	40	45	1.155	1920	500	45	2.420	6210	500	
550	61x.0860	.855	30	30	40	45	1.205	2100	500	..	.....	.....		
600	61x.0922	.898	30	30	40	45	1.245	2270	500	..	.....	.....		
650	61x.1022	.959	30	30	40	45	1.300	2440	500	..	.....	.....		
700	61x.1071	.984	30	30	40	45	1.315	2610	500	..	.....	.....		
750	61x.1109	.986	30	30	40	45	1.350	2780	500	..	.....	.....		
800	61x.1145	1.031	30	30	40	45	1.385	2960	500	..	.....	.....		
900	61x.1215	1.084	30	30	40	45	1.445	3290	500	..	.....	.....		
1000	61x.1280	1.153	30	30	40	45	1.505	3650	500	..	.....	.....		
1250	91x.1172	1.289	30	75	55	45	1.680	4610	500	..	.....	.....		
1500	91x.1284	1.412	30	75	55	45	1.815	5370	500	..	.....	.....		
1750	127x.1174	1.526	30	75	55	45	1.930	6180	500	..	.....	.....		
2000	127x.1256	1.632	30	75	55	45	2.085	7080	500	..	.....	.....		

The above data are approximate and subject to normal manufacturing tolerances.

DOCUMENTS PRODUCED BY DALIS COUNTY ON 5/10/92

Asbestos Varnished Cambric Insulated Power Cable



Type AVA—Single-Conductor, Stranded
Type AVMA—Three-Conductor, Stranded
Voltage Ratings Are Phase to Phase

Prices on application.

Three-Conductor Cable

Size A.W.G.	Conductors	Diameter Over All In.	Insulation—Thickness, Mils—Varnished Cambric—Conductor, 1st Advice	2nd Volts	3rd Volts	Overall Asbestos Braid Thickness Mils	2000 Volts—104° C. Type AVA, 1-Conductor Net Weight Lb. per 1000 Ft.	Std. Pkg. Feet per Reel	Type AVMA, 3-Conductor Net Weight Lb. per 1000 Ft.	Std. Pkg. Feet per Reel	4000 Volts—90° C. Type AVA, 1-Conductor Net Weight Lb. per 1000 Ft.	Std. Pkg. Feet per Reel	Type AVMA, 3-Conductor Net Weight Lb. per 1000 Ft.	Std. Pkg. Feet per Reel
14	7x.0242	.073	15	80	100	25	45	.406	93	1000					
12	7x.0305	.092	15	80	100	25	45	.425	110	1000	.835	350	1000	.445	120	1000	.925	410	1000
10	7x.0385	.116	15	80	100	25	45	.450	130	1000	.890	430	1000	.490	140	1000	.975	490	1000
8	7x.0486	.146	15	80	100	25	45	.480	160	1000	.955	510	1000	.520	170	1000	1.040	580	1000
6	7x.0612	.184	15	80	100	25	45	.515	200	1000	1.035	660	1000	.555	220	1000	1.120	730	1000
5	7x.0688	.206	15	80	100	25	45	.540	230	1000	1.085	750	1000	.580	250	1000	1.170	830	1000
4	7x.0772	.232	15	80	100	25	45	.565	270	1000	1.140	870	1000	.606	290	1000	1.225	940	1000
3	7x.0867	.260	15	80	100	25	45	.590	310	1000	1.200	1000	1000	.630	330	1000	1.285	1100	1000
2	7x.0974	.292	15	80	100	25	45	.625	370	1000	1.270	1200	1000	.665	390	1000	1.355	1190	1000
1	19x.0664	.332	20	80	100	30	45	.685	450	1000	1.395	1460	1000	.725	470	1000	1.485	1540	1000
1/0	19x.0745	.373	20	80	100	30	45	.725	530	1000	1.485	1740	1000	.765	560	1000	1.570	1840	1000
2/0	19x.0837	.419	20	80	100	30	45	.770	630	1000	1.585	2060	1000	.810	660	1000	1.670	2180	1000
3/0	19x.0940	.470	20	80	100	30	45	.820	760	1000	1.695	2480	500	.860	790	1000	1.780	2600	500
4/0	19x.1055	.528	20	80	100	30	45	.880	920	1000	1.820	2980	500	.920	960	1000	1.905	3120	500
MCM																			
250	37x.0822	.575	25	80	100	40	45	.965	1080	500	1.995	3540	500	.985	1120	500	2.070	3670	500
300	37x.0909	.630	25	80	100	40	45	1.010	1280	500	2.105	4100	500	1.050	1300	500	2.190	4280	500
350	37x.0972	.681	25	80	100	40	45	1.065	1440	500	2.215	4680	500	1.105	1480	500	2.300	4830	500
400	37x.1040	.728	25	80	100	40	45	1.110	1590	500	2.315	5290	500	1.150	1630	500	2.400	5390	500
450	37x.1108	.773	25	80	100	40	45	1.155	1790	500	2.410	5830	500	1.196	1830	500	2.500	5970	500
500	37x.1163	.813	25	80	100	40	45	1.196	1980	500	2.500	6370	500	1.235	2000	500	2.586	6530	500
550	61x.0860	.855	30	80	100	40	45	1.245	2150	500				1.285	2180	500			
600	61x.0902	.888	30	80	100	40	45	1.286	2310	500				1.325	2380	500			
650	61x.1082	.888	30	80	100	40	45	1.320	2480	500				1.360	2540	500			
700	61x.1071	.934	30	80	100	40	45	1.355	2680	500				1.395	2710	500			
750	61x.1109	.966	30	80	100	40	45	1.390	2880	500				1.430	2880	500			
800	61x.1146	1.021	30	80	100	40	45	1.425	3000	500				1.465	3060	500			
900	61x.1215	1.084	30	80	100	40	45	1.486	3340	500				1.525	3380	500			
1000	61x.1280	1.152	30	80	100	40	45	1.545	3680	500				1.585	3740	500			
1250	91x.1172	1.289	30	80	115	50	45	1.730	4580	500				1.770	4640	500			
1500	91x.1284	1.412	30	80	115	50	45	1.855	5440	500				1.895	5500	500			
1750	127x.1174	1.526	30	80	115	50	45	1.970	6280	500				2.010	6320	500			
2000	127x.1266	1.632	30	80	115	50	45	2.075	7210	500				2.115	7180	500			

Size A.W.G.	Conductors	Diameter Over All In.	Insulation—Thickness, Mils—Varnished Cambric—Conductor, 1st Advice	2nd Volts	3rd Volts	Overall Asbestos Braid Thickness Mils	6000 Volts—90° C. Type AVA, 1-Conductor Net Weight Lb. per 1000 Ft.	Std. Pkg. Feet per Reel	Type AVMA, 3-Conductor Net Weight Lb. per 1000 Ft.	Std. Pkg. Feet per Reel
14	7x.0242	.073	15	120	25	45	.485	130	1000	
12	7x.0305	.092	15	120	25	45	.505	140	1000	1.010	470	1000
10	7x.0385	.116	15	120	25	45	.530	160	1000	1.060	550	1000
8	7x.0486	.146	15	120	25	45	.560	190	1000	1.125	660	1000
6	7x.0612	.184	15	120	25	45	.595	240	1000	1.210	800	1000
5	7x.0688	.206	15	120	25	45	.620	270	1000	1.255	900	1000
4	7x.0772	.232	15	120	25	45	.645	310	1000	1.310	1050	1000
3	7x.0867	.260	15	120	25	45	.670	380	1000	1.370	1200	1000
2	7x.0974	.292	15	120	25	45	.705	410	1000	1.440	1410	1000
1	19x.0664	.332	20	120	30	45	.765	500	1000	1.570	1690	1000
1/0	19x.0745	.373	20	120	30	45	.805	590	1000	1.660	1970	1000
2/0	19x.0837	.419	20	120	30	45	.850	690	1000	1.755	2330	1000
3/0	19x.0940	.470	20	120	30	45	.900	830	1000	1.865	2750	500
4/0	19x.1055	.528	20	120	30	45	.960	990	1000	1.990	3330	500
MCM												
250	37x.0822	.575	25	120	40	45	1.060	1150	500	2.160	3810	500
300	37x.0909	.630	25	120	40	45	1.080	1330	500	2.280	4380	500
350	37x.0972	.681	25	120	40	45	1.145	1530	500	2.390	4990	500
400	37x.1040	.728	25	120	40	45	1.195	1670	500	2.490	5440	500
450	37x.1108	.773	25	120	40	45	1.235	1870	500	2.585	6190	500
500	37x.1163	.813	25	120	40	45	1.275	2060	500	2.675	7070	500
550	61x.0860	.855	30	120	40	45	1.325	2230	500			
600	61x.0902	.888	30	120	40	45	1.365	2410	500			
650	61x.1082	.938	30	120	40	45	1.400	2580	500			
700	61x.1071	.984	30	120	40	45	1.435	2780	500			
750	61x.1109	.986	30	120	40	45	1.470	2930	500			
800	61x.1146	1.021	30	120	40	45	1.505	3100	500			
900	61x.1215	1.084	30	120	40	45	1.565	3460	500			
1000	61x.1280	1.152	30	120	40	45	1.625	3790	500			
1250	91x.1172	1.289	30	140	50	45	1.830	4720	500			
1500	91x.1284	1.412	30	140	50	45	1.945	5590	500			
1750	127x.1174	1.526	30	140	50	45	2.060	6310	500			
2000	127x.1266	1.632	30	140	50	45	2.165	7240	500			

The above data are approximate and subject to normal manufacturing tolerances

DATA DOCUMENTED BY ANACONDA WIRE & CABLE CO. 1982

Varnished-Cambric Lead Covered Cable

3-Conductor Round, Belted

Maximum Conductor Temperature 85°C.

Physical Properties

Grounded or Ungrounded

0 to 600 Volts

Size A.W.G. or M.C.M.	No. of Wires	Diameter Over Wire In.	Insulation Thickness Conductor 64ths	Insulation Thickness Belt 64ths	Lead Sheath Thickness 64ths	Lead Sheath Thickness Mils	Overall Diam. In.	Net Wt. Lb. per M Ft.	Ship. Wt. Lb. per M Ft.
14	1	.0641	3	47	Tape	3	47	.45	380	470
12	1	.0808	3	47	Tape	3	47	.49	450	530
10	1	.1019	3	47	Tape	4	63	.56	630	800
8	1	.1285	3	47	Tape	4	63	.62	780	960

Grounded or Ungrounded

0 to 1000 Volts

14	1	.0641	4	63	Tape	3	47	.52	480	550
12	1	.0808	4	63	Tape	4	63	.58	660	790
10	1	.1019	4	63	Tape	4	63	.63	780	910
8	1	.1285	4	63	Tape	4	63	.68	880	1060
6	1	.1620	4	63	Tape	4	63	.76	1070	1280
6	7	.0612	4	63	Tape	4	63	.80	1130	1350
4	7	.0772	4	63	Tape	5	78	.94	1540	1970
2	7	.0974	4	63	Tape	5	78	1.07	2060	2490
1	19	.0984	5	78	Tape	6	94	1.23	2880	3380
1/0	19	.1045	5	78	Tape	6	94	1.34	3300	3840
2/0	19	.1087	5	78	Tape	6	94	1.44	3880	4380
3/0	19	.1140	5	78	Tape	6	94	1.55	4300	5050
4/0	19	.1205	5	78	Tape	6	94	1.67	4870	5840
250	37	.0822	6	94	Tape	7	109	1.87	6080	7300
300	37	.0900	6	94	Tape	7	109	1.99	6850	8220
350	37	.0973	6	94	Tape	7	109	2.10	7580	9100
400	37	.1040	6	94	Tape	7	109	2.20	8220	9860
450	37	.1103	6	94	Tape	8	125	2.34	9570	11480
500	37	.1162	6	94	Tape	8	125	2.44	10280	12350
600	61	.0902	6	94	2	31	8	125	2.62	11980	14380
750	61	.1109	6	94	2	31	8	125	2.86	14080	16870
1000	61	.1280	6	94	2	31	8	125	3.21	17250	20630

Grounded or Ungrounded

2001 to 3000 Volts

10	1	.1019	5	78	2	31	4	63	.74	930	1110
8	1	.1285	5	78	2	31	4	63	.80	1060	1270
6	1	.1620	5	78	2	31	5	78	.90	1370	1760
6	7	.0612	5	78	2	31	5	78	.95	1540	1960
4	7	.0772	5	78	2	31	5	78	1.08	1870	2340
2	7	.0974	5	78	2	31	5	78	1.19	2310	2780
1	19	.0984	6	94	2	31	6	94	1.37	3110	3720
1/0	19	.0745	6	94	2	31	6	94	1.48	3480	4190
2/0	19	.0837	6	94	2	31	6	94	1.58	3990	4780
3/0	19	.0940	6	94	2	31	6	94	1.67	4597	5420
4/0	19	.1055	6	94	2	31	7	109	1.83	5850	6780
250	37	.0822	6	94	2	31	7	109	1.92	6250	7500
300	37	.0900	6	94	2	31	7	109	2.04	7010	8420
350	37	.0973	6	94	2	31	7	109	2.15	7700	9310
400	37	.1040	6	94	2	31	8	125	2.30	9060	10860
450	37	.1103	6	94	2	31	8	125	2.40	9810	11770
500	37	.1162	6	94	2	31	8	125	2.48	10540	12650
600	61	.0902	6	94	3	47	8	125	2.68	12100	14520
750	61	.1109	6	94	3	47	8	125	2.91	14190	17020
1000	61	.1280	6	94	3	47	8	125	3.24	17480	20980

Grounded or Ungrounded

4001 to 5000 Volts

8	1	.1285	6	94	4	63	5	78	.96	1500	1800
6	1	.1620	6	94	4	63	5	78	1.03	1710	2050
6	7	.0612	6	94	4	63	5	78	1.06	1800	2160
4	7	.0772	6	94	4	63	5	78	1.19	2130	2550
2	7	.0974	6	94	4	63	6	94	1.35	2920	3500
1	19	.0984	6	94	4	63	6	94	1.43	3270	3920
1/0	19	.0745	6	94	4	63	6	94	1.52	3680	4390
2/0	19	.0837	6	94	4	63	6	94	1.62	4130	4950
3/0	19	.0940	6	94	4	63	7	109	1.76	5130	6150
4/0	19	.1055	6	94	4	63	7	109	1.88	5840	7010
250	37	.0822	7	109	4	63	7	109	2.04	6650	7980
300	37	.0900	7	109	4	63	7	109	2.17	7410	8880
350	37	.0973	7	109	4	63	8	125	2.33	8810	10570
400	37	.1040	7	109	4	63	8	125	2.43	9550	11460
450	37	.1103	7	109	4	63	8	125	2.53	10290	12350
500	37	.1162	7	109	4	63	8	125	2.61	11040	13240
600	61	.0902	7	109	4	63	8	125	2.78	12500	15000
750	61	.1109	7	109	4	63	8	125	3.01	14590	17500
1000	61	.1280	7	109	4	63	9	141	3.37	18750	22500

These data are approximate and subject to normal manufacturing tolerances. All stranded conductors are Class B stranding. Physical data for cables of intermediate sizes and voltage ratings upon request.

Rockbestos A.V.C. Boiler Room and Lighting Wire—600 Volt

Type AVA—Solid Conductor—Table C

For lighting, control and power circuits in conduit or open. Designed especially for boiler rooms, steel mills, circuits around ovens, kilns, etc. Will withstand continuous high temperatures without failure.



Sizes 6 to 4/0 have extra felted asbestos wall next to conductor.

Size A.W.G.	Bare Diam. Inches	Nominal Finished Diam. Inches	Approx. Pounds per M Ft.	Standard Shipping Layers Coils	Standard Shipping Layers Ft. Reels
6000	.460	.710	800	....	500
000	.410	.660	657	....	500
00	.365	.615	543	....	500
0	.325	.575	423	....	500
1	.289	.540	348	....	500
2	.258	.480	279	....	500
3	.229	.450	231	....	1000
4	.204	.425	188	....	1000
5	.182	.405	160	....	1000
6	.162	.385	138	500	1000
8	.128	.310	87	500	1000
10	.102	.285	68	1000	1500
12	.081	.265	47	1000	1500
14	.064	.245	36	1000	2000
16	.051	.235	31	1000	2000
18	.040	.230	27	1000	2000

Rockbestos A.V.C. Power Cable—600 Volt

Type AVA—Coarse Stranded Conductor—Table E



When a stranded conductor is desired specify Table E cable.

Size C.M.	Stranding	Bare Diam. Inches	Nominal Finished Diam. Inches	Approx. Pounds per M Ft.	Standard Ship. Layers Coils	Standard Ship. Layers Ft. Reels
1,000,000	61/.1280	1.152	1.465	3510	....	500
900,000	61/.1215	1.093	1.405	3182	....	500
800,000	61/.1145	1.031	1.345	2854	....	500
750,000	61/.1109	.998	1.310	2689	....	500
700,000	37/.1071	.964	1.275	2524	....	500
650,000	37/.1032	.893	1.205	2193	....	500
600,000	37/.1109	.814	1.115	1860	....	500
450,000	37/.1109	.772	1.075	1692	....	500
400,000	37/.1040	.728	1.030	1525	....	500
350,000	37/.0973	.681	.985	1357	....	500
300,000	37/.0900	.630	.930	1188	....	500
250,000	37/.0822	.575	.875	1017	....	500
A.W.G.						
0000	19/.1066	.528	.780	839		1000
000	19/.0940	.470	.720	680		1000
00	19/.0837	.418	.670	571		1000
0	19/.0745	.373	.625	476		1000
1	19/.0664	.332	.586	371		1000
2	7/.0974	.292	.515	287		1000
3	7/.0867	.260	.480	238		1000
4	7/.0772	.232	.455	198		1000
5	7/.0688	.206	.430	166		1000
6	7/.0612	.184	.405	141	500	1000
8	7/.0486	.146	.350	100	500	
10	7/.0385	.116	.320	76	500	
12	7/.0305	.092	.295	59	1000	
14	7/.0242	.073	.275	46	1000	

Underwriters' approved. Also in 1000, 2000, 3000 and 5000 volt constructions.

AUTHORIZED WESTINGHOUSE AGENTS-DISTRIBUTORS

Reakbestos Rheostat Wire

All Asbestos—600 Volt
Type AIA—Solid Conductor—Table A

Listed by Underwriters' Laboratories

This rheostat wire is recommended for open wiring on grids and faceplates, around furnaces, heater circuits and wherever else high temperatures and little or no moisture is encountered. Insulated with felted and impregnated asbestos and finished off with a tough, braided asbestos jacket. Supplied with black or white braid as specified.



Size A.W.G.	Bare Diam. Inches	Nominal Finished Diam. Inches	Approx. Pounds per M Ft.	Standard Shipping Lengths, Ft. Coils	Reels
[illegible]	[illegible]	.670	761	....	500
[illegible]	[illegible]	.620	620	....	500
[illegible]	[illegible]	.575	477	....	500
[illegible]	[illegible]	[illegible]	388	....	500
[illegible]	[illegible]	[illegible]	316	....	500
2	[illegible]	[illegible]	248	....	1000
3	[illegible]	[illegible]	202	....	1000
4	.204	[illegible]	167	....	1000
5	.182	[illegible]	138	....	1000
6	.162	[illegible]	121	500	1000
8	.128	[illegible]	79	500	1000
10	.102	[illegible]	58	1000	1500
12	.081	[illegible]	43	1000	1500
14	.064	[illegible]	34	1000	2000
16	.051	[illegible]	28	1000	2000
18	.040	[illegible]	24	2000	3000

Reakbestos Power & Rheostat Cable

All Asbestos—600 Volt
Type AIA—Coarse Stranded Conductor—Table R

Listed by Underwriters' Laboratories



Size Cir. Mil.	Stranding	Bare Diam. Inches	Nominal Finished Diam. Inches	Approx. Pounds per M Ft.	Standard Shipping Lengths, Ft. Coils	Reels
1,000,000	61/.1280	1.152	1.455	3456	....	500
900,000	61/.1215	1.096	1.396	3128	....	500
800,000	61/.1145	1.031	1.335	2796	....	500
750,000	61/.1109	.998	1.300	2631	....	500
700,000	61/.1071	.964	1.265	2470	....	500
650,000	61/.0993	.896	1.196	2142	....	500
600,000	37/.1162	.814	1.096	1812	....	500
450,000	37/.1106	.772	1.045	1647	....	500
400,000	37/.1049	.728	1.000	1482	....	500
350,000	37/.0972	.681	.955	1317	....	500
300,000	37/.0890	.630	.900	1219	....	500
250,000	37/.0812	.575	.845	982	....	500
A.W.G.						
0000	19/.1855	.530	.770	819	....	1000
000	19/.0940	.470	.710	672	....	1000
00	19/.0837	.418	.660	555	....	1000
0	19/.0746	.373	.615	462	....	1000
1	19/.0664	.332	.575	388	....	1000
2	7/.0974	.292	.505	274	....	1000
3	7/.0867	.260	.470	227	....	1000
4	7/.0772	.232	.445	188	....	1000
5	7/.0688	.206	.420	157	....	1000
6	7/.0612	.184	.396	132	500	1000
8	7/.0486	.146	.320	87	500	....
10	7/.0385	.116	.290	62	500	....
12	7/.0305	.092	.265	45	1000	....
14	7/.0242	.073	.225	38	1000	....

Specify Table R. F. for flexible stranded apparatus or jumper cable.

Reakbestos A.V.C. Switchboard Wire

Type AVB—600 Volt—Table B



Looks like the ordinary multi-layer varnished cambric type, but insulated as it is with the combination of asbestos and varnished cambric, it has the added feature of being flameproof. The cushioning action of the felted asbestos also prevents braid-cracking on sharp bends. Standard braids are gray and black colors or striped patterns on order. Approved by Underwriters' Laboratories, Inc. For coarse standard conductor specify Table BS. For switchboard bus cable specify Table P.

Size A.W.G. Tinned	Bare Diam. Inches	Nominal Finished Diam. Inches	Pounds Per 1000 Feet	Standard Shipping Lengths, Ft. Coils	Reels
8	.128	.270	82	500	1000
10	.102	.245	58	500	1500
12	.081	.220	44	500	2000
14	.064	.208	34	500	2500
16	.051	.190	27	1000	2500
18	.040	175	23	1000	3000

Reakbestos Stove Wire

All Asbestos—300 Volts
Table AC



Used by many large range manufacturers. Solid or stranded plain copper, nickel or monel conductors. Black, white, red, blue, green, yellow or gray braids.

Size A.W.G.	8	10	12	14	16	18
Bare Diameter.....inches	.128	.102	.081	.064	.051	.040
Nominal Finished Diameter.....inches	.280	.255	.235	.215	.205	.190
Approx. Lb. per 1000 Ft....	78	58	43	33	27	23
Std. Ship. Lgth. Coils....ft.	500	1000	1000	1000	1000	1000
Std. Ship. Lgth. Reels...ft.	1000	2000	2000	2000	2000	3000

Reakbestos 300-Volt All-Asbestos .030-Inch Appliance Lead Wires

Type [illegible] Flexible Stranded Moistemp with Stranded Nickel Conductors
R.F.N.A. Standard—Listed by Underwriters' Laboratories

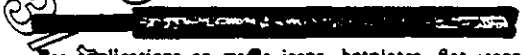

For applications on waffle irons, hotplates, flat irons, roasters, grills, toasters, coffee brewers, food warmers, friers, control panels, switchboards, wrapping sealers, coil, motor and apparatus leads. Insulated with an .030-inch wall of felted asbestos impregnated with Moistemp heat, flame and moisture resisting compound.

Standard colors: black, white, red, gray, green, blue and yellow. When ordering, specify color.

Size A.W.G.		18
Per 1000 Feet		$20.00
Stranding		16/30
Bare Diameter	inches	045
Nominal Thickness Felted Wall	inches	030
*Nominal Finished Diameter	inches	105
Standard Shipping Lengths:		
Coils	feet	1000
Reels	feet	5000
Approximate Net Weight per 1000 Feet	pounds	10

*Average. Tolerance of plus or minus 5 per cent necessary.

DOCUMENTS PRODUCED AS EXHIBITS IN DAL-AS COUNTY TAX CASES

Synthetic Rubber or Rubber Insulated Ornamental Pole and Bracket Cable

0-10,000 Volts



Twin Braid Type

Used for interior wiring of ornamental poles which are fed by underground cable, or for exterior wiring of pole type bracket fixtures.

Standard package, 1000 feet on a reel, unless otherwise ordered. Prices on application.

Twin Type

Two insulated and braided conductors laid parallel and enclosed in overall tape and braid. Saturated and filled with weatherproof compound and coated with special arc cable finishing compound.

Operating Voltage	Size A.W.G.	Stranding No.	Stranding Inches	Insulation Thickness Inches On Conductors	Insulation Thickness Inches Belt	Insulation Thickness Inches Total	Major Overall Diam. In.	Net Wt. Lb. per 1000 Feet
0-3000	10	19	.117	3/64		3/64	.57	198
	8	37	.148	4/64		4/64	.69	280
	6	37	.186	4/64		4/64	.77	298
3001-7000	10	19	.117	5/64		5/64	.75	234
	8	37	.148	6/64		6/64	.82	291
	6	37	.186	7/64		7/64	.97	330
7001-10000	10	19	.117	7/64		7/64	.82	243
	8	37	.148	7/64		7/64	.88	302
	6	37	.186	8/64		8/64	1.08	351

Twin Belted Type

Two insulated and braided conductors laid parallel, enclosed in a close fitting belt of insulating compound and covered with an overall tape and braid. The overall braid is saturated and filled with weatherproof compound and coated with special arc cable finishing compound.

The maximum permissible voltage between conductors is 600 volts.

4001-6000	10	19	.117	3/64	6/64	9/64	.76	256
	8	37	.148	3/64	6/64	9/64	.88	320
	6	37	.186	4/64	5/64	9/64	.96	377
7001-9000	10	19	.117	3/64	8/64	11/64	.82	250
	8	37	.148	3/64	8/64	11/64	.90	308
	6	37	.186	4/64	7/64	11/64	1.01	421
9001-10000	10	19	.117	3/64	9/64	12/64	.88	295
	8	37	.148	3/64	9/64	12/64	.98	368
	6	37	.186	4/64	8/64	12/64	1.04	461

These data are approximate.

Reekbestos 300-Volt Heat-Resisting Flexible Cord

Type AFPD—Table FR



Designed for pendant lighting fixtures requiring a heat-proof cord to support the weight of the fixture. The insulation will not dry out or crack at the socket and remains permanently flexible. Supplied with cotton or rayon braid and polarized conductors.

Size A.W.G.	Stranding	Approx. Finished Diam. In. Cotton Braid	Approx. Finished Diam. In. Rayon Braid	Standard Ship. Length Coils, Ft.
14	41/30	.318	.308	500
16	26/30	.284	.269	500
18	16/30	.302	.241	500

Reekbestos Heater Cord

Underwriters' Type HPD—Table HD



Approved by the Underwriters and bears their labels. Made in two grades, 3,000 and 10,000 cycle. Can be furnished in either 250 or 500-foot coils. Also available in 250-foot lengths on spools.

Prices on request.

Size A.W.G.	14	16	18
3,000 Cycle Stranding	105/34	65/34	41/34
10,000 Cycle Stranding	105/36	104/36	65/36
Carrying Capacity...amperes	20	15	10
Length on Spools...feet	250	250	250
Standard Ship. Length Coils...feet	250	500	500

Reekbestos Heat-Resisting Fixture Wires

300 Volt—Table FS

Listed by Underwriters' Laboratories for Fixture Use

Insulated with pure asbestos, felted and impregnated. It is non-deteriorating, heat-resisting and fireproof.

The National Electrical Code stipulates that fixtures operating at not more than 300 volts between conductors which may be subject to temperatures in excess of 194°F. (90°C.) must be wired with either Type AF Fixture Wire or Types AFC, AFPO or AFPD Flexible Cord.

Type AF, Single Conductor, Plain



White Insulation



Black Insulation

The plain type has no braid and is generally employed in fixtures where the wiring is concealed. Supplied in black or white finish. Colors on order.

Type AF, Single Conductor, Braided



Solid Color Braid



Solid Color Braid with Marker

Cotton or rayon braids are used on the braided type: standard colors, mahogany, old gold and black. Other colors on special order. Polarization accomplished by use of marker thread in braid.

Size A.W.G.	Stranding	Plain or Braided Diameter, Inches Plain	Rayon Braided	Cotton Braided	Standard Ship. Length, Ft. Spools	Standard Ship. Length, Ft. Coils
14	41/30	.225	.240	.255	250	500
12	65/30	.199	.214	.229	250	500
14	41/30	.144	.159	.174	500	1000
16	26/30	.127	.142	.157	500	1000
18	16/30	.113	.128	.143	500	1000

First in 1886

Westinghouse built the world's first alternating current generating station, at Buffalo, N. Y.

First today

For Everything Electrical

Dial Your Nearest Westinghouse Distributor

DALMO DOCUMENTED PRODUCTS ARE USED BY LEADING MANUFACTURERS

Cord and Wire

Listed by Underwriters' Laboratories

Type POSJ Cord—300 Volts

Rubber Parallel Cord



Construction features two extra flexible, soft annealed copper conductors with color coded cotton separators assembled parallel and covered with a tough 40 per cent rubber or Buna S (GRS) insulation-jacket compound in black, ivory and brown. Standard shipping package contains four spools.

Size A.W.G.	Per 1000 Feet	No. and Size Wire	Insulation Thickness In.	Overall Diam. In.	Amp. Cap.	Std. Length Spool Feet	Wt. Lbs. 1000 Ft.
18	$15.75	41x/34	1/64	125x.245	5	250	34
16	21.25	42x/34	1/32	165x.290	5	250	43
14	34.00	65x/34	1/32	175x.310	7	250	53

Type POT Cord—300 Volts

Rubber Parallel Cord



Construction features two extra flexible, soft annealed copper conductors with color coded cotton separators assembled parallel and covered with Synthol thermoplastic compound in black, ivory, green, red, brown. Standard shipping package contains four spools.

Size A.W.G.	Per 1000 Feet	No. and Size Wire	Insulation Thickness In.	Overall Diam. In.	Amp. Cap.	Std. Length Spool Feet	Wt. Lbs. 1000 Ft.
18	$27.80	41x/34	1/64	125x.245	5	250	33
16	30.60	41x/34	1/32	165x.290	5	250	43
14	36.75	65x/34	1/32	175x.310	7	250	53

Type PO Cord—300 Volts

Braided Parallel Cord



Construction features two flexible, soft annealed copper conductors each covered with a paper or cotton separator, code grade rubber compound and a color coded soft cotton braid. Conductors are assembled parallel and covered with an overall braid of soft cotton or rayon in standard colors. Standard shipping package contains four spools.

Size A.W.G	Per 1000 Feet	No. and Size Wire	Insulation Thickness In.	Overall Diam. In.	Amp. Cap.	Std. Length Spool Feet	Wt. Lbs. 1000 Ft.
18	$21.30	16x/30	1/64	150x.245	5	250	25
18	27.30	16x/30	1/32	180x.335	5	250	30
16	33.65	26x/30	1/32	190x.355	7	250	45
*14	52.30	41x/30	3/64	250x.465	15	250	66

Type C Cord—300 Volts

Twisted Pair Lamp Cord



Construction features two flexible, soft annealed copper conductors each covered with a paper or cotton separator, code grade rubber insulation and a dry braid of soft cotton; then twisted together. Standard colors are green and yellow with red tracer or black with red tracer.

Size A.W.G	Per 1000 Feet	No. and Size Wire	Insulation Thickness In.	Overall Diam. In.	Amp. Cap.	Std. Length Coil Feet	Std. Shipping	No. Coils Std. Ship. Pkg.	Wt. Lbs. 1000 Ft.
18	$23.90	16x/30	1/64	.300	5	†250	Ctn.	†4	31
16	32.00	26x/30	1/32	.320	7	†250	Ctn.	†4	38
*14	47.00	41x/30	3/64	.425	15	250	Ctn.	4	64
*12	59.30	65x/30	3/64	.480	20	250	Coil	1	80

*Rated at 600 volts.
†Spool.

Brewery Cord

Similar in construction to Type C cord but has a black weatherproof finish with a raised tracer in one conductor, can be supplied on special order.

Note: Not listed by Underwriters' Laboratories.

Size A.W.G.	Per 1000 Feet	No. and Size Wire	Insulation Thickness In.	Overall Diam. In.	Amp. Cap.	Std. Length Coil Feet	Std. Shipping	No. Coils Std. Ship. Pkg.	Wt. Lbs. 1000 Ft.
18	$27.30	16x/30	1/64	330	5	250	coil	5	36
16	35.00	26x/30	1/32	350	7	250	coil	5	43
*14	54.30	41x/30	3/64	455	15	250	coil	1	70

Type PO Cord—300 Volts

Twisted Portable Cord



Construction features two flexible, soft annealed copper conductors each covered with a paper or cotton separator, code grade rubber insulation and a color coded soft cotton braid. Conductors are twisted together and enclosed in a soft cotton braid. Standard color is black.

Size A.W.G.	Type PWP Per 1000 Feet	No. and Size Wire	Insulation Thickness In.	Overall Diam. In.	Amp. Cap.	Std. Length Coil Feet	Std. Shipping	No. Coils Std. Ship. Pkg.	Wt. Lbs. 1000 Ft.
18	$33.30	16x/30	1/64	330	5	250	Ctn.	8	33
16	43.00	26x/30	1/32	350	7	250	Ctn.	8	41

Type PWP Cord—300 Volts

Reinforced Portable Cord



Construction features two flexible, soft annealed copper conductors each covered with a paper or cotton separator, code grade rubber insulation and a color coded soft cotton braid. Conductors are twisted together and enclosed in a rubber jacket. Has an overall braid saturated with a moisture resisting, weather-proof compound.

Size A.W.G.	Type PWP Per 1000 Feet	No. and Size Wire	Insulation Thickness In.	Overall Diam. In.	Amp. Cap.	Std. Length Coil Feet	Std. Shipping	No. Coils Std. Ship. Pkg.	Wt. Lb. 1000 Ft.
18	$28.70	16x/30	1/64	236	5	250	Ctn.	8	42
18	43.00	16x/30	1/32	356	5	250	Ctn.	4	64
16	52.30	26x/30	1/32	375	7	250	Ctn.	4	80
*14	81.65	41x/30	3/64	565	15	250	Coil	1	120

Type FF Wire—300 Volts

Flexible Fixture Wire



Construction features single flexible, soft annealed copper conductor covered with a paper or cotton separator, code grade rubber insulation and a dry braid of soft cotton or rayon in standard colors, with or without colored tracers. Standard shipping package contains four spools to a carton.

Size A.W.G.	Per 1000 Feet	No. and Size Wire	Insulation Thickness In.	Overall Diam. In.	Amp. Cap.	Std. Length Spool Ft.	Wt. Lb. 1000 Ft.
18	$17.30	16x/30	1/64	.120	5	1000	11
18	19.80	16x/30	1/32	.150	5	500	15
16	24.00	26x/30	1/32	.160	7	500	18
*14	34.60	41x/30	3/64	.215	15	500	22

Type AF Wire—300 Volts

Asbestos Insulated



Construction features single flexible, soft annealed copper conductor insulated with 1/64-inch of asbestos roving, thoroughly saturated with heat and moisture resisting compound and polished, in standard colors. Can be supplied with solid conductor. Available with soft cotton or rayon braid in standard colors, with or without colored tracers.

Size A.W.G.	Per 1000 Feet	No. & Size Wire	Overall Diam. In.	Amp. Cap.	Std. Length Spool Ft.	Wt. Lb. 1000 Ft.
18	$12.00	16x/30	.115	5	1000	13
16	14.00	26x/30	.125	7	500	18
14	18.00	41x/30	.140	15	500	22

Dimensions and Weights Listed Are Approximate

DELL Document PRODUCED BY 3 1 0 9