PLAINTIFF'S EXHIBIT

MAR-385

Bulletin 244

RE-2397 REV. 1/65

MAREMONT PRODUCT ENGINEERING DEPARTMENT ENGINEERING BULLETIN	Bulletin No. 244
	Supplement No. 1
Product: ALL REMANUFACTURED PRODUCTS	Date April 22, 1967
Subject: STANDARD MARKING PROCEDURES	Page 1 of 12
	Superseding No. EB # 160; EB # 1[illegible]
Reference: EO # 1565-00-P Pages 1 & 3 revised per EO # 1771-00-P dated 12/28/66 Page 1 revised per EO 2069-00-A	EB # 199 & Previous Issue of [illegible] 244 & Sup. 1

1.0 SCOPE The purpose of this Bulletin is to specify the proper marking procedure to be used on all reman product lines. This specification supersedes and completes the intent of Bulletins # 160, # 197 and # 199 and previous issues of # 244.

2.0 REQUIREMENTS

2.1 All remanufactured products and those purchased new to supplement the product line must conform to this specification. Characters must be legible.

2.2 Parts shall be marked with the part number, Maremont triangle, plant code number, year and month date code letters and all other specified marking as described in Section 3.0 of this specification.

2.3 Location of all marking of all reman products shall be as specified in Section 4.0 of this specification.

2.4 Size of lettering and Maremont triangle shall be as specified in Sections 3.3 and 3.4 of this specification.

2.5 Rivets used in rebuilding clutch plates and brake shoes shall have the Maremont triangle embossed on the head.

2.6 Surfaces to be marked shall be cleaned of dirt and oil prior to stamping.

2.7 MARKING MATERIAL. All marking material shall be purchased from sources approved by Central Engineering.

2.7.1 All markings for relined brake shoes shall be in the specified purple color. Component part number 00-545-001

2.7.2. All other remanufactured products except relined brake shoes shall be marked with the specified yellow color.

2.7.2.1 Plant code, date code, and Maremont triangle on all remanufactured products except relined brake shoes shall be marked with the specified yellow acid etch marking ink. (CPN 00-545-002)

2.7.2.2 Part number marking on all remanufactured products except relined brake shoes shall be marked in the specified yellow non-acid marking ink (CPN 00-545-003)

Distribution:	Issued By:	Approved By:
REMAN PRODUCTS	R. Ruths	[signature]
		[signature] 5/29/67

RS-2397 REV. 1/65

MAREMONT PRODUCT ENGINEERING DEPARTMENT ENGINEERING BULLETIN	Bulletin No. 244
	Supplement No. 1
Product: ALL REMANUFACTURED PRODUCTS	Date April 22, 1967
Subject: STANDARD MARKING PROCEDURES	Page 1A of 12
	Superseding No. EB # 160;EB # 197; EB # 199 & Previous Issue of EB 244 & Sup. 1
Reference: EO # 1565-00-P Pages 1 & 3 revised per EO # 1771-00-P dated 12/28/66 Page 1 revised per EO 2069-00-A	

2.7.3 All remanufactured products except brake shoes shall carry the decal specifying the product has been remanufactured. Location of decal per Section 4.0 of this specification.

2.7.4 All new and remanufactured clutch plates will be marked specifying "FLYWHEEL SIDE" designation.

2.7.4.1 Paulding produced clutch facings and those facings purchased from sources other than Paulding, are to be premarked indicating "FLYWHEEL SIDE" designation where applicable.

Distribution:	Issued By:	Approved By:
REMAN PRODUCTS	R. Rutke	

2.7.4.2 Emergency purchased or remaining inventories of clutch facings without "FLYWHEEL SIDE" designation require hand stamping with specified yellow ink, per paragraph 2.7.2 of this bulletin, previous to shipment of finished clutch plate assemblies. See 4.1.5 for marking location.

3.0 CHARACTER DESIGNATION AND SIZE

3.1 IDENTIFICATION OF LOCATION OF MANUFACTURING SOURCES. The following plant code identification shall apply.

Plant Code #	Location
01	Ft. Worth
04	City of Industry
06	Portland
08	Chicago Plant
09	Roanoke
10	Lockhaven

3.2 DATE OF MANUFACTURE. The following date code identification shall apply.

Month	Month Code Letter	Year	Year Code Letter
January	C		
February	D		
March	E	1966	B
April	F	1967	C
May	G	1968	D
June	H	1969	E
July	I	1970	F
August	J	1971	G
September	K	1972	H
October	L	1973	I
November	M	1974	J
December	N	1975	K

3.3 All characters except the Maremont triangle shall be of the style and proportion indicated in 3.5 and 3.6.1, and 1/8" in height.

3.4 Maremont triangle shall be 1/4" high with sides of equal length.

(Continued on page 3)

Distribution:	Issued By:	Approved By:
REMAN PRODUCTS	R. Rutke	Oct 20 '66

RE-2397 REV. 1/65

MAREMONT PRODUCT ENGINEERING DEPARTMENT ENGINEERING BULLETIN	Bulletin No. 244
	Supplement No. 1
Product: ALL REMANUFACTURED PRODUCTS	Date October 18, 1966
Subject: STANDARD MARKING PROCEDURES	Page 4 of 12
	Superseding No. EB #160; EB #197; EB #199 and previous issue of EB #244.
Reference: E.O. #1565-00-P	

4.1.7 Starter Armature

4.1.8 Generator Armature

4.1.9 Solenoid

4.1.10 Starter Drive

4.1.11 Alternator

4.1.12 Voltage Regulator

4.1.13 Starter

4.1.14 Generator

5.0 INK STAMPING

5.1 Stamp to be made from hard rubber (50-70 "A" Shore Durometer).

5.2 Ink pads to be constructed as follows: Wood backed felt pad covered with heavy muslin.

5.3 INK: Ink shall be of the type specified purchased from a source approved by Central Engineering.

6.0 SPECIAL REQUIREMENTS

6.1 All parts deviating or varying from this specification will not be accepted without Engineering evaluation and approval.

Distribution:	Issued By:	Approved By:
REMAN PRODUCTS	R. Rutka	Oct. 20, 66

KE-2397 REV. 1/65

MAREMONT PRODUCT ENGINEERING DEPARTMENT ENGINEERING BULLETIN	Bulletin No. 244
	Supplement No. 1
Product: ALL REMANUFACTURED PRODUCTS	Date October 18, 1966
Subject: STANDARD MARKING PROCEDURES	Page 5 of 12
Reference: E.O. no. 1565-00-P	Superseding No. EB #160; EB #197 EB #199 and previous issue of EB #244.

4.1.1 WATER PUMP

PLACE MARKINGS HERE

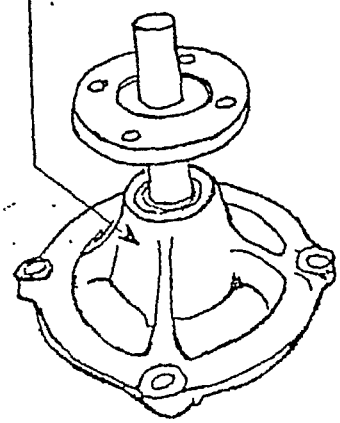

4.1.2 FUEL PUMP

PLACE MARKINGS HERE

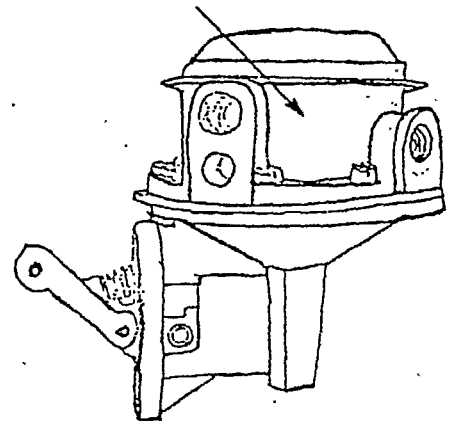

Distribution:	Issued By:	Approved By:
REMAN PRODUCTS	R. Rutke	B. Hall 10-18-66

RE-2397 REV. 1/65

MAREMONT PRODUCT ENGINEERING DEPARTMENT ENGINEERING BULLETIN	Bulletin No. 244
	Supplement No. 1
Product: ALL REMANUFACTURED PRODUCTS	Date October 18, 1966
Subject: STANDARD MARKING PROCEDURES	Page 6 of 12
	Superseding No. EB #160; EB #197; EB #199 and previous issue of EB #244.
Reference: E.O. no. 1565-00-P	

4.1.3

CARBURETOR



PLACE MARKINGS HERE

4.1.4

BRAKE SHOE

PLACE MARKINGS ON WEB



Distribution: MEMAR PRODUCTS	Issued By: R. Rutke	Approved By:

RE-2397 REV. 1/65

MAREMONT PRODUCT ENGINEERING DEPARTMENT ENGINEERING BULLETIN	Bulletin No. 244
	Supplement No. 1
Product: ALL REMANUFACTURED PRODUCTS	Date October 18, 1966
Subject: STANDARD MARKING PROCEDURES	Page 7 of 12
	Superseding No. EB #160; EB #197
Reference: E.O. no. 1565-00-P	EB #199 and previous issue o
	EB #244.

4.1.5

CLUTCH PLATE

PLACE I.D. MARKINGS ON THIS SURFACE

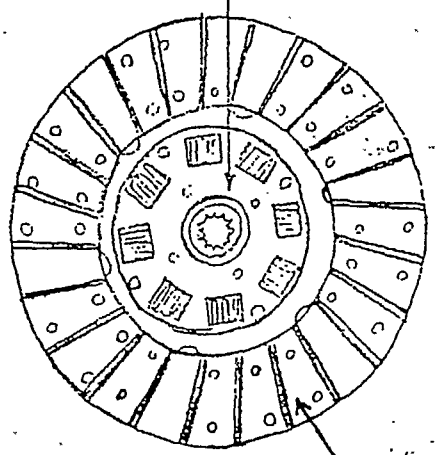

Place flywheel side markings on this surface.

4.1.6

PRESSURE ASSEMBLY

PLACE I.D. MARKINGS ON COVER

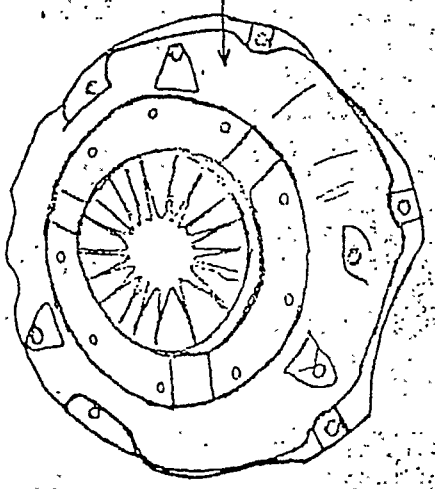

Distribution: REMAN PRODUCTS	Issued By: R. Rutke	Approved By:

RE-2397 REV. 1/65

MAREMONT PRODUCT ENGINEERING DEPARTMENT ENGINEERING BULLETIN	Bulletin No. 244
	Supplement No. 1
Product: ALL REMANUFACTURED PRODUCTS	Date October 18, 1966
Subject: STANDARD MARKING PROCEDURES	Page 7 of 12
	Superseding No: EB #160; EB #197 EB #199 and previous issue o: EB #244.
Reference: E.O. no. 1565-00-P	

4.1.5 CLUTCH PLATE

PLACE I.D. MARKINGS ON THIS SURFACE

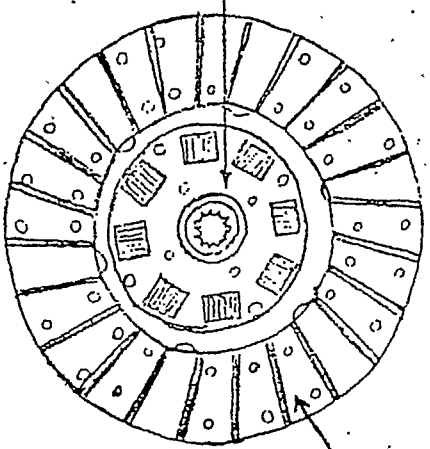

Place flywheel side markings on this surface.

4.1.6 PRESSURE ASSEMBLY

PLACE I.D. MARKINGS ON COVER

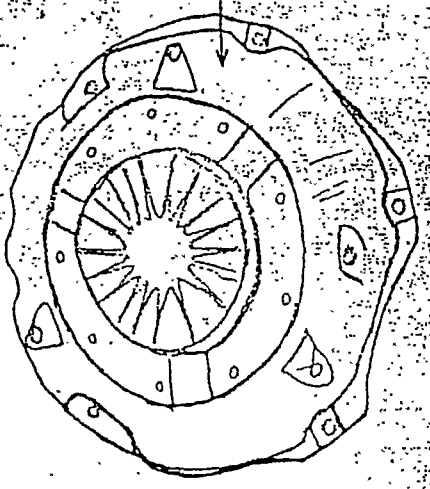

Distribution: REMAN PRODUCTS	Issued By: R. Rutke	Approved By:

T ENGINEERING DEPARTMENT IEERING BULLETIN	Bulletin No. 244
	Supplement No. 1
D PRODUCTS	Date October 18, 1966
PROCEDURES	Page 9 of 12
	Superseding No. EB #160; EB #197; EB #199 and previous issue of EB #244.

4.1.10 STARTER DRIVE

E IDENTIFICATION MARKS HERE

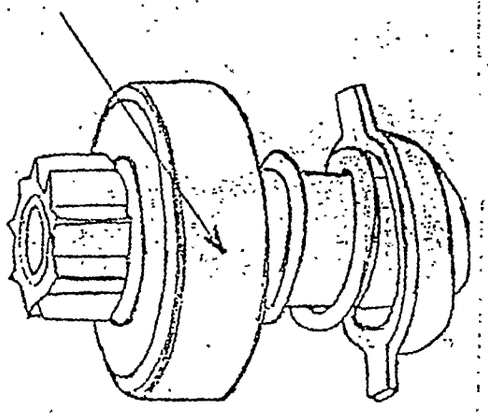

R. Rutke	Approved By:

MAR 002393

RODUCT ENGINEERING DEPARTMENT ENGINEERING BULLETIN	Bulletin No. 244
	Supplement No. 1
.NUFACTURED PRODUCTS	Date October 18, 1966
D MARKING PROCEDURES	Page 10 of 12
o. 1565-00-P	Superseding No. EB #160; EB #197; EB #199 and previous issue of EB #244.

4.111 ALTERNATOR

PLACE IDENTIFICATION MARKS HERE

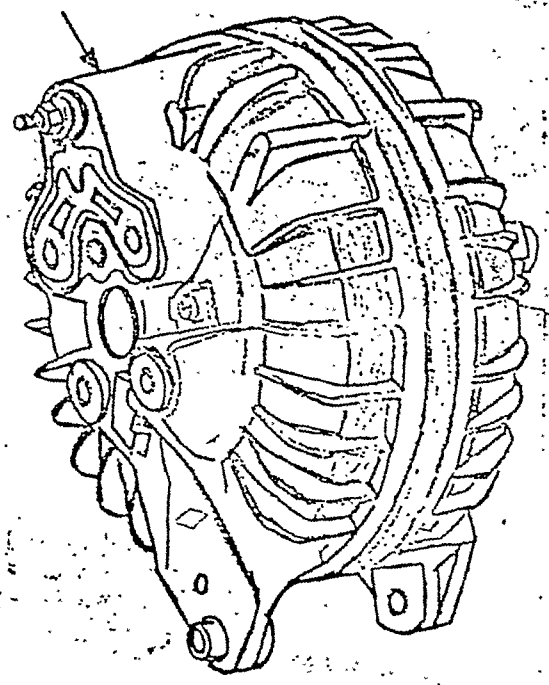

Distribution: REMAN PRODUCTS	Issued By: R. Rutke	Approved By: Oct 20 '66

MAR

RE-2397 REV. 1/65

MAREMONT PRODUCT ENGINEERING DEPARTMENT
ENGINEERING BULLETIN

Product: ALL REMANUFACTURED PRODUCTS	Bulletin No. 244
Subject: STANDARD MARKING PROCEDURES	Supplement No. 1
Reference: E.O. no. 1565-00-P	Date October 18, 1966
	Page 11 of 12
	Superseding No. EB #160; EB #197; EB #199 and previous issue of EB #244.

4.1.12 VOLTAGE REGULATOR

PLACE IDENTIFICATION MARKS HERE

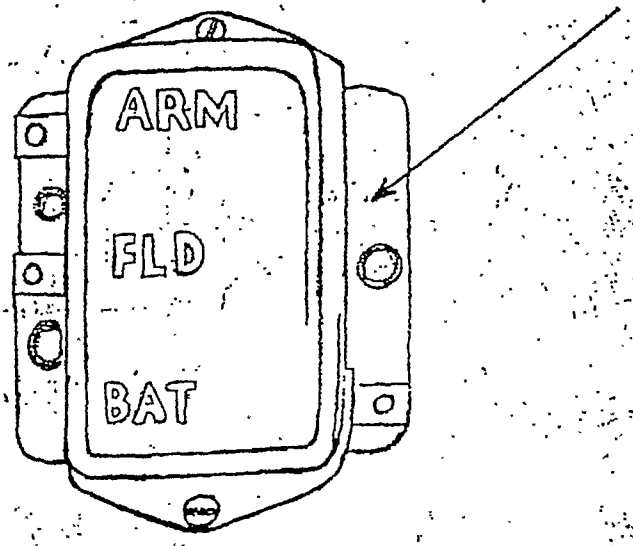

Distribution:	Issued By:	Approved By:
ALL REMAN PRODUCTS	R. Rutke	

Product: ALL REMANUFACTURED PRODUCTS	Bulletin No. 244
Subject: STANDARD MARKING PROCEDURES	Supplement No. 1
Reference: E.O. no. 1565-00-P	Date October 18, 1966
	Page 12 of 12
	Superseding No. EB #160; EB #197; EB #199 and previous issue of EB #244.





Distribution:	Issued By:	Approved By:
[illegible]	R. Rutke	[illegible]