CG 03 CODE KY-787-D PKG

PROCESSES APPROVED BY
( ) KY-787-D (T) FWP 03/22/82

JUN 11 1982 (DATE) | F2K43 (LOT) | 3394* (EST WGT)

COMTYP JOB NAME: 03KY787DMT
TYPED BY: JMW

LOCATN	CG	CODE	PQ	LOT	DRY WEIGHT	DRY CONT	NO. PKG	PKG WGT	TOTAL WEIGHT	ACTUAL USE LBS
	14	YC002B	93	01402		XX.XX				
				D2E21	2000	XX.XX				
				D2E20	500	XX.XX				
						XX.XX				
						XX.XX				

NON-BLEEDING

EQUIP		NAME : "KROLOR" YELLOW-MEDIUM	USE LBS	N-CODE	ACCT LBS
		"BEFORE USING SV, MAKE SURE THAT N-28-D LINE IF ANY IS BLANKED OFF."			
203 & 205	1	RUN 60"(990 G) WATER IN V-203. SET AGITATOR ON HIGH SPEED.			
	2	WEIGH IN DRUM & POUR IN	250	32-D	250
	7	DUMP IN AND STIR 5 MIN LOT	50X50	YC-2-B	2500
		RECORD: START 4AM D2E21	2000		
1		FIN 5:30AM D2E22	500		
	4	ADJUST TO 75" (1275 G) *NOTE: VOLUMES HIGHER THAN 75" MAY CUASE DUSTING IN EXHAUST HOOD.			
	5	WITH AGITATOR ON LOW SPEED PUMP V-203 THRU HOMOG AT 2400-2600 PSI INTO V-205			
	6	WHEN V-203 MT, WASH COLOR THRU HOMOG WITH MIN OF HOT WATER AT 2400-2600 PSI INTO V-205			
	7	RECORD: V-205 VOL 59" & ADJ TO 60" (2100 G)			
	8	INSPECT HOMOG STRAINER & CLEAN IF NECESSARY			
205	9	RUN 10" (514 G) WATER INTO V-243 & START AGITATOR			
SV	10	PUMP V-205 THRU HOMOG AT 4800-5200 PSI INTO SV.			
		RECORD: TIME START 130P TOTAL MINUTES 150			
2		NOTE: IF HOMOG PRESSURE FALLS BELOW 4800 PSI, 3-WAY VALVE WILL RECIRCULATE SLURRY TO V-205			
	11	WHEN V-205 MT, RUN IN 5" (240 G) WATER & PUMP THRU HOMOG AT 4800-5200 PSI INTO SV			
SP & CP	12	SP STEP 01 - SET FORMULA SELECTOR TO POSITION 2 (V-243) OR POSITION 7 (V-244)			
	13	PRESS SV CAM RESET PB - SET 22 TC IN AUTO REMOTE (TEMP IS SET AT 190-194*F)	JUN 16 1982		
3	14	RECORD LEVELS & SET R/M COUNTER #1 AS FOLLOWS:			
		A. 11LG 42 % PRESET #1 32 GAL		115-D	168
		B. 13LG 26 % PRESET #6 141 GAL		20-A	141
	15	SET STRIKE FLOW CONTROLLERS AS FOLLOWS:			
		SFC10 (N-27-D CONTROLLER) IN MANUAL 0.64 GPM		27-D	213
		SFC20 (N-27-D WATER) IN MANUAL LOCAL 8.36 GPM			
		SFR10 (N-27-D/WATER) RATIO 1.31			
		SFC10 (N-32-D CONTROLLER) IN MANUAL .84 GPM		32-D	1425
		SFC20 (N-32-D WATER) IN MANUAL LOCAL 7.40 GPM			
		SFC20 (N-32-D WATER) IN REMOTE			

EQUIP		PAGE 2 CG 02 KY-787-D COMTYP JOB NAME: 03KY787DMT U-243	USE LBS	N-CODE	USE LBS
	16	OPERATOR STEP PB			
320	17	RECORD LEVEL 2LG ___% IF BELOW 35% FOLLOW SOL'N			
SV		MAKE-UP PROCEDURE FOR N-27-D			
SP	18	ADJUST SV TO 48" (2470 G)			
CP	19	RECORD PH 9.1. ADJ TO 11.1-11.3 WITH N-7-D AT			
		5% (10 PARTS WATER TO 1 PART N-7-D)			
4		SIPHON INTO SV. RECORD: PH 11.3 ASSUME 50%	60	7-D	30
	20	OPERATOR STEP PB			
	21	SP STEP 06/39. AFTER HEAT-UP RECORD: PH 9.9.			
SV	22	SWITCH 3FC20, 8FC10, & 8FC20 TO AUTO			
SP	23	OPERATOR STEP PB			
	24	SP STEP 10/43. WHEN 3FC20, 8FC10 & 8FC20 FLOWS			
		ARE IN LIMITS, SWITCH 3FC10 TO AUTO & PB			
5	25	SP STEP 11/44. WHEN 3FC10 & 3FC20 FLOWS ARE IN			
		LIMITS, SWITCH 3FC20 TO REMOTE			
	26	OPERATOR STEP PB			
	27	DURING STRIKE RECORD: 6:20 P.M			
		SP STEP			
		V-243/V-244 PH RANGE TIME			
		13/46 (30 MIN) 9.6 9.0-10.0 6:50 P.M			
		14/47 (60 MIN) 9.6 9.0-10.0 7:20 P.M			
		15/48 (2 HRS) 9.6 9.0-10.0 8:20 P.M			
		16/49 (2 HRS, 25 MIN) 9.6 9.0-10.0 8:45 P.M			
		17/50 (FINAL 3 HRS) 7.4 7.5-8.5 9:20 P.M			
		NOTE: IF PH NOT IN RANGE, NOTIFY SUPV & NOTE			
		IN LOG. IF FINAL PH >8.5, ADJ TO 7.5-8.5.			
		& RECORD: PH ___. ASSUME 77%	____	27-D	____
	28	WHILE STRIKING RUN 30" (234 G) WATER INTO V-356			
	29	ADD IN 7-8 MIN. CHECK FOR DRAFT IN VENT STACK	365	530-A	365
356		BEFORE DUMPING.			
~~369~~	30	ADJ TO 49" (382 G) AT 80-100*F			
6	31	STIR 5 MIN & RECORD: PH 10.0 (9.5-10.5)			
	32	STIR 15 MIN OR LONGER FOR SP STEP 26			
	~~33~~	~~RECORD: VOL ___" & GALC ___" X 0.78 ___ GAL~~			
	~~34~~	~~SET PRESET #8 TO ___ GAL FROM S 33~~			
385	35	RUN 47" (360 G) WATER INTO V-385			
7	36	ADD & STIR 2 MIN FOR S 40 ASSUME 50%	160	7-D	80
	37	SP STEP 17/50 AFTER CHECKING PH, OPERATOR PB.			
	38	SIFT IN	100	128-A	100
SV	39	SP STEP 23/53. RECORD: PH 3.4 (3.7-4.2)			
SP	40	RUN IN N-7-D FROM S 36 IN 10-12 MIN & STIR 5			
		MIN			
8	41	RECORD: PH 9.1 (9.0-9.5). ADJ IF NECESSARY &			
		RECORD: PH____ ASSUME 77%	____	27-D	____
		(DILUTE 10 PARTS WATER TO 1 PART) ASSUME 50%	____	7-D	____
		(SIPHON N-7-D INTO SV)			
	42	OPERATOR STEP PB			
	43	SP STEP 29/58. RECORD: PH 9.1 & TIME 10:20 P.M			
	44	OPERATOR STEP PB			
	45	SP STEP 60. BATCH COMPLETE.			

START TIME	START SP STEP	FINISH TIME	FINISH SP STEP	OPTR
1:15 PM	____	3:00 P.M	____	381-282
3:00 P.M	____	10:25 P.M	____	37-342
____	____	____	____	____

DUP050046538

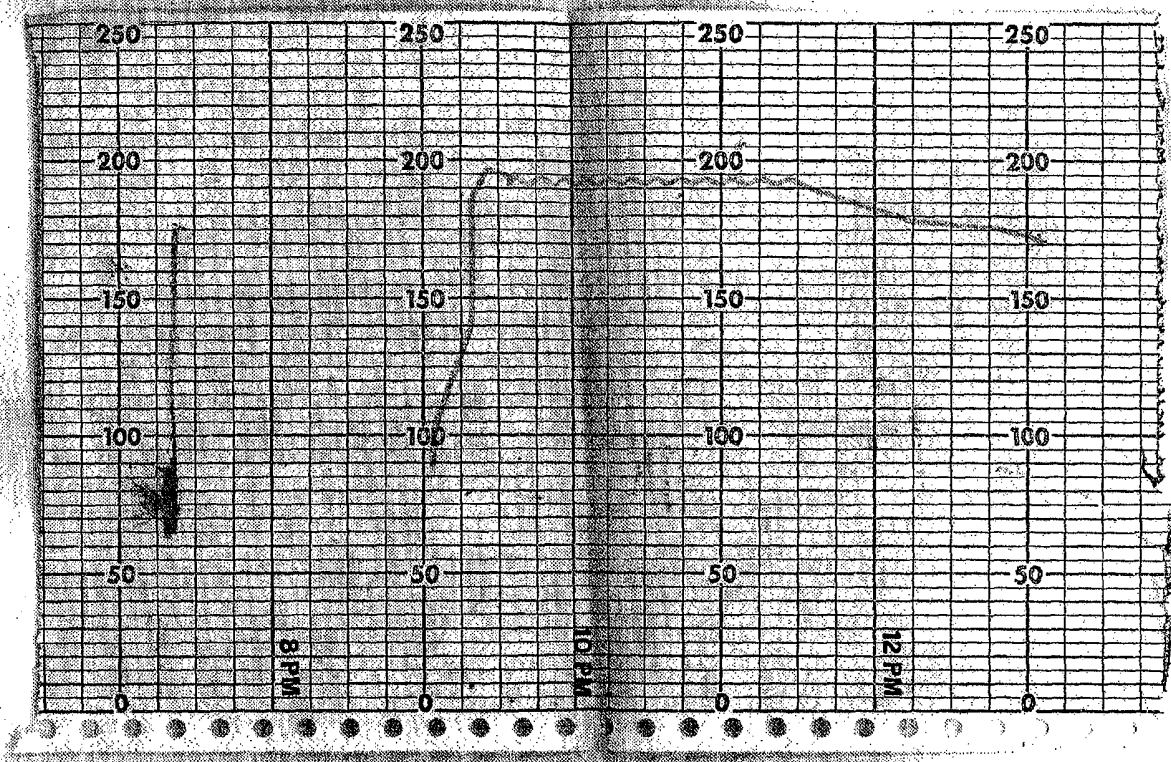

DUP050046539


2.0
1.8
1.6
1.4
1.2
1.0
.8
.6
.4
.2
0
4 PPM
6 PPM
8 PPM
GRAPHIC CONTROLS CORPORATION BUFFALO, NEW YORK

DUP050046541

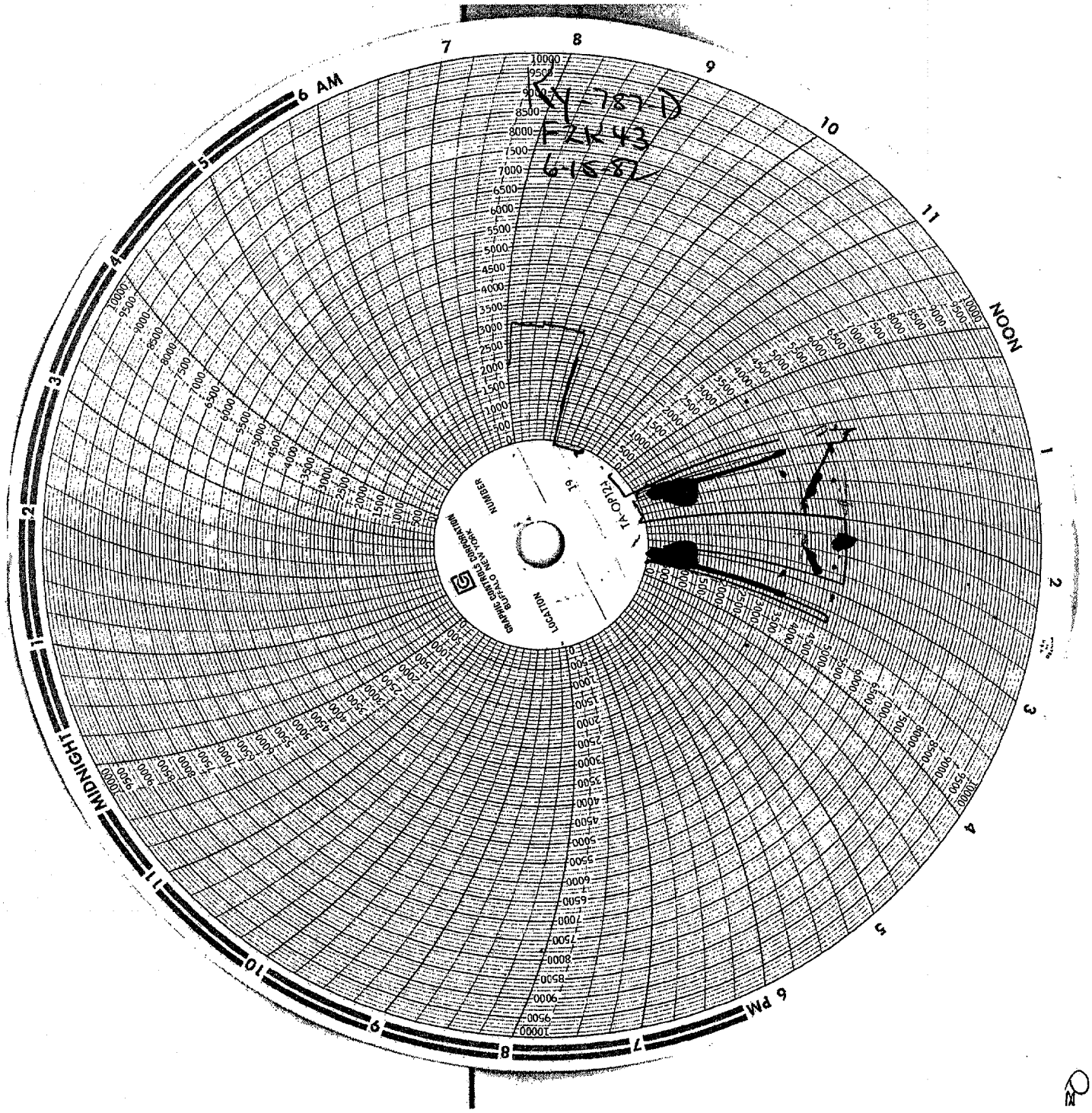

DUP050046542