AMERICA'S NEWEST BOOK FOR THE HOME

"Color FOR AMERICA"

BEAUTIFUL! PRACTICAL! ORIGINAL! DIFFERENT!

- Hundreds of illustrations in full color for decorating your home!
- Color plans for the exterior of the average home!
- Practical ideas for the interior that require no extensive or expensive preparation!
- Schemes that may be built around your present furnishings!
- Fresh, new color combinations that will add new interest to your present home!



See it at Your Time-Tested Dealers'



BORROW A COPY TO TAKE HOME

N 3197

TIME-TESTED

REG U S PAT OFF

PAINTS • VARNISHES • LACQUERS • ENAMELS







Twenty-six paint laboratories, with extensive resources, knowledge, experience, and technical personnel sponsor "TIME-TESTED": And when you buy paints, varnishes, lacquers, or enamels identified by the "TIME-TESTED" label, you know that they are of only the highest possible standard. They are laboratory-tested . . . service tested . . . "TIME-TESTED"!

FORM F125 BSSM 243 (REL)

PRINTED IN U. S. A.

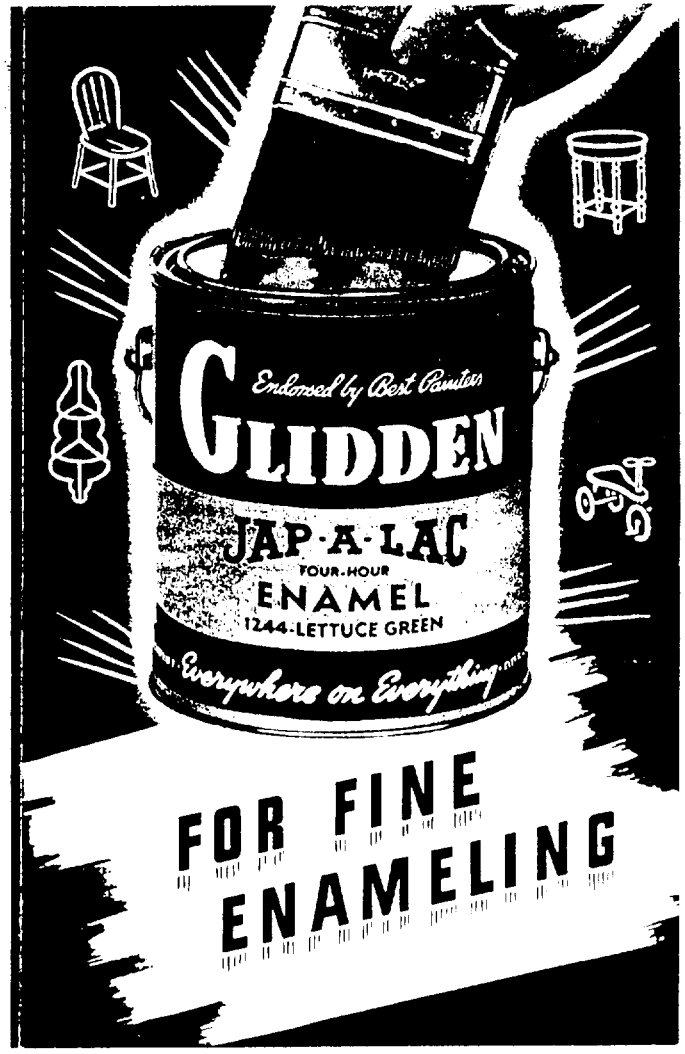

GLD 041574

GLIDDEN JAP-A-LAC 4 HOUR ENAMEL FOR ALL ENAMELING



JAP-A-LAC *Quality*

Jap - A - Lac is the outstanding product of its kind in the paint industry! Introduced shortly before the turn of the century, Jap-A-Lac quickly became a household word throughout America. It was first in its field then . . . It is first in quality in the minds of value-wise paint buyers now!

Jap-A-Lac incorporates new methods in manufacture, dries in 4 hours, is more durable than similar enamels and possesses water and weather resisting properties which make it adaptable for use on exterior surfaces.

Use Jap-A-Lac on any wood or metal surface requiring an enamel finish. Its serviceability and beauty will amaze you!

ENAMELING FURNITURE



When painting chairs, tables or other light articles of furniture, turn them upside down and paint the under parts first. Then set them upright on a paper in a place where they can remain while drying and proceed with painting of upper parts.

Drawers from tables, dressers, etc., should be taken out and painted separately.

Wicker Furniture should be thoroughly cleaned before painting. Use a bellows or an auto tire pump to blow out the dust, lint, etc.

A spray gun is the ideal way to paint wicker furniture but you can get good results with a brush if you flow the paint on with a full brush.

ENAMELING WOODWORK



Before painting or enameling woodwork, hammer down all protruding nails, remove all knobs, handles and hooks.

If old paint, enamel or varnish is chipped or cracking badly, it should be removed and the surface washed off with Turpentine.

Spots that are chipped and worn should be sanded to a smooth edge before painting.

Before applying the last coat, sand lightly with the grain. This assures adhesion and a smooth job. By placing a strip of metal against the edge of the woodwork you can work quickly without fear of getting paint on the wall.

USE UP THOSE ODDS AND ENDS OF PAINT WITH THESE COLOR IDEAS

If you have any paint left over from your original job . . . don't throw it away or put it on a shelf where it soon is covered with a thick "skin" . . . use it to brighten odds and ends around your home!



WINDOW BOXES make bright spots of color for every home. Paint the side panels, ends and edge in vivid colors.

BOOKCASES are easy to paint. Use a shade that is in harmony with the room's color scheme and you'll be pleased at the effect.

ODD CHAIRS and SMALL TABLES are revived to new usefulness and beauty with Jap-A-Lac.



REFUSE CANS not only look much better when painted but are more sanitary and give longer service. Paint the inside . . . it is just as important as the outside.

TOYS and CHILDREN'S FURNITURE are restored to original beauty and utility with Jap-A-Lac. Toys that have been discarded regain favor and attractiveness in the child's mind if brightly painted.

GLD 041575