WORK REQUEST

TO

APPLIED SCIENCES
RESEARCH CENTER LABORATORIES
MONSANTO INDUSTRIAL CHEMICALS CO.

WORK REQUESTED

ESTIMATE LEVEL OF 5-100 AND 5-200
INTERFERENCE IN PCB ANALYSES

REASON/COMMENTS

SAMPLE IDENTIFICATION

5-100 DC 2 MIC 249683

5 200 MIC 249679 249683

DSW 298444

J. HERBER
REQUESTER

BLDG. T LAB./OFFICE

MAIL ZONE T 36

PHONE NUMBER 4617

PRODUCT 5-100, 5-200

BUSINESS GROUP SP

DATE SUBMITTED 6/20/75

DATE NEEDED BY 6/27/75

JOB NUMBER 10100

SAMPLE DISPOSAL ☐ RETURN
☐ DISCARD

R-108 REV. 7-72

(SUBMIT WHITE, YELLOW AND GREEN COPIES)

STLCOPCB4068358

REPORT SHEET

SOLUTIONS OF S-100 AND S-200 WERE PREPARED CONTAINING 1 ppm TO 0.1% OF THE PRODUCTS IN HEXANE. THE ELECTRON CAPTURE GAS CHROMATOGRAMS SHOW THAT 5 µl OF THE 0.1% SOLUTIONS (5 µg OF S-100 OR S-200) GIVE SOME DETECTOR RESPONSE. HOWEVER THESE CONTAMINATION LEVELS ARE MORE THAN 10^5 TIMES THE LEVELS OF AROCLOR 1242 WHICH WOULD GIVE THE SAME ORDER OF MAGNITUDE OF ELECTRON CAPTURE RESPONSE. (CHROMATOGRAMS FOR 5 µg OF S-100 AND S-200 ARE ATTACHED.)

SOLUTIONS WERE PREPARED CONTAINING 0.1 mg/ml AROCLOR 1242 IN A 1000:1 EXCESS OF S-100 AND S-200. THE CHROMATOGRAMS SHOW THAT THESE EXCESS LEVELS OF S-100 AND S-200 WOULD HAVE ESSENTIALLY NO EFFECT ON THE DETERMINATION OF AROCLOR 1242 BY ELECTRON CAPTURE GAS CHROMATOGRAPHY. (CHROMATOGRAMS OF THE SOLUTIONS ARE ATTACHED, ALONG WITH COMPUTER PRINTOUT OF PEAK AREAS.)

DSW 298445

SIGNATURE	DATE	NOTE BOOK
	6/22/85	

5-100

BENZYLATED Et Ø

1.0010 g /100 ml

STOCK	1%		
D 1	1000 ppm	(ng/µl)	
D 2	100 ppm	(ng/µl)	
D 3	10 ppm	(ng/µl)	
D 4	1 ppm	(ng/µl)	

5-200

MIPB

0.9934 g /100 ml

1%	
1000 ppm	
100 ppm	
10 ppm	
1 ppm	

DSW 298446

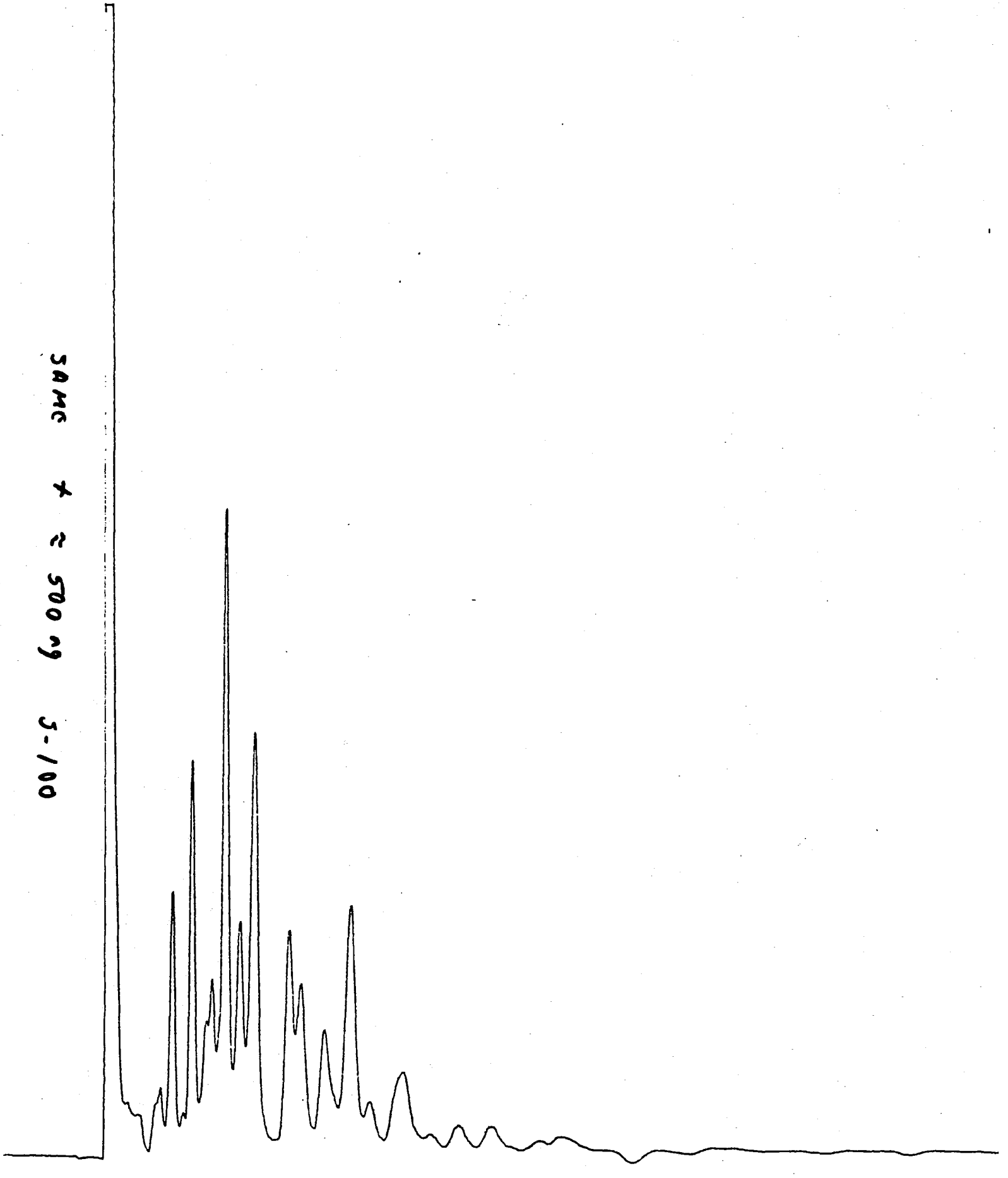
DSW 298447



DSW 298448



DSW 298449

5/00 D1


DSW 298450
5200
D 1

DSW 298451

REPORT NO. 420 CARBONLESS CARBON

CHAN# 6 METHOD: SCANA SAMPLE: 1242

MIN AR	MV/M	DLY	DVT	DIL-FTR%
10	.300	0.00	0.00	100.00

RT	ITM	AREA		%	NAME
.54		507681	BS	88.293	
.86		63	TB	.011	
1.40		696	BV	.121	
1.61		3308	VV	.575	
1.78		237	VV	.041	
1.93		5621	VV	.978	
2.25		4256	VV	.740	
2.49		11888	VV	2.067	
2.73		4608	VV	.801	
2.97		9814	VV	1.707	
3.56		4730	VV	.823	
3.74		3891	VV	.677	
4.13		3596	VV	.625	
4.55		7330	VV	1.275	
4.87		1139	VV	.198	
5.42		2950	VB	.513	
6.32		820	BV	.143	
6.86		932	VB	.162	
7.98		1438	BB	.250	

TOTAL AREA = 574998

DSW 298452

REPORT NO. 421 CARBONLESS CARBON

CHAN# 6 METHOD: SCANA SAMPLE: 1242:100

MIN AR	MV/M	DLY	DVT	DIL-FTR%
10	.300	0.00	0.00	100.00

RT	ITM	AREA		%	NAME
.54		500764	BS	87.431	
1.41		1541	TV	.269	
1.61		4152	VV	.725	
1.79		484	VV	.085	
1.93		6263	VV	1.093	
2.26		4972	VV	.868	
2.49		12506	VV	2.183	
2.74		4894	VV	.855	
2.98		10127	VT	1.768	
3.56		4800	BV	.838	
3.75		3986	VV	.696	
4.14		3656	VV	.638	
4.56		7367	VV	1.286	
4.88		1116	VV	.195	
5.41		3090	VB	.540	
6.32		847	BV	.148	
6.65		987	VB	.172	
8.00		1204	BB	.210	

DSW 298453

TOTAL AREA = 572756

DSW 298454

STLCOPCB4068368

DSW 298456
Syst S200 D 1

REPORT NO. 422 CARBONLESS CARBON

CHAN# 6 METHOD: SCANA SAMPLE: 1242:200

MIN AR	MV/M	DLY	DVT	DIL-FTR%
10	.300	0.00	0.00	100.00

RT	ITM	AREA		%	NAME
.54		501483	BS	87.843	
1.03		104	TB	.018	
1.41		746	BV	.131	
1.61		3455	VV	.605	
1.78		293	VV	.051	
1.93		5794	VV	1.015	
2.16		1703	VV	.298	
2.25		2736	VV	.479	
2.49		12128	VV	2.124	
2.73		4773	VV	.836	
2.97		10043	VV	1.759	
3.55		4854	VV	.850	
3.74		4040	VV	.708	
4.12		3734	VV	.654	
4.54		7501	VV	1.314	
4.86		1173	VV	.205	
5.40		3026	VB	.530	
6.30		839	BV	.147	
6.83		945	VB	.166	
7.95		1515	BB	.265	

TOTAL AREA = 570883

DSW 298458