PLAINTIFF'S EXHIBIT

ASI-933



A I A File No. 30C4

The KEWANEE RADIATOR

Slim Type

The Slim Type Radiator is Kewanee's most recent and approved pattern.

It exemplifies to the utmost degree the adaptation of heating equipment to the prevailing slender mode.

The complete range of thirty sizes and types is available to fill every conceivable need for radiation which must now reflect the quintessence of refinement.

If your choice is not illustrated, we suggest you write our nearest Branch, as shown on last page, for their recommendation.

The same Slim Type Pattern is used for either Steam or Water Radiation

Catalog No. 83

Supersedes Cat. No 82
Reprint No. 1
Copyright, May, 1928
Printed in U. S. A.

24506

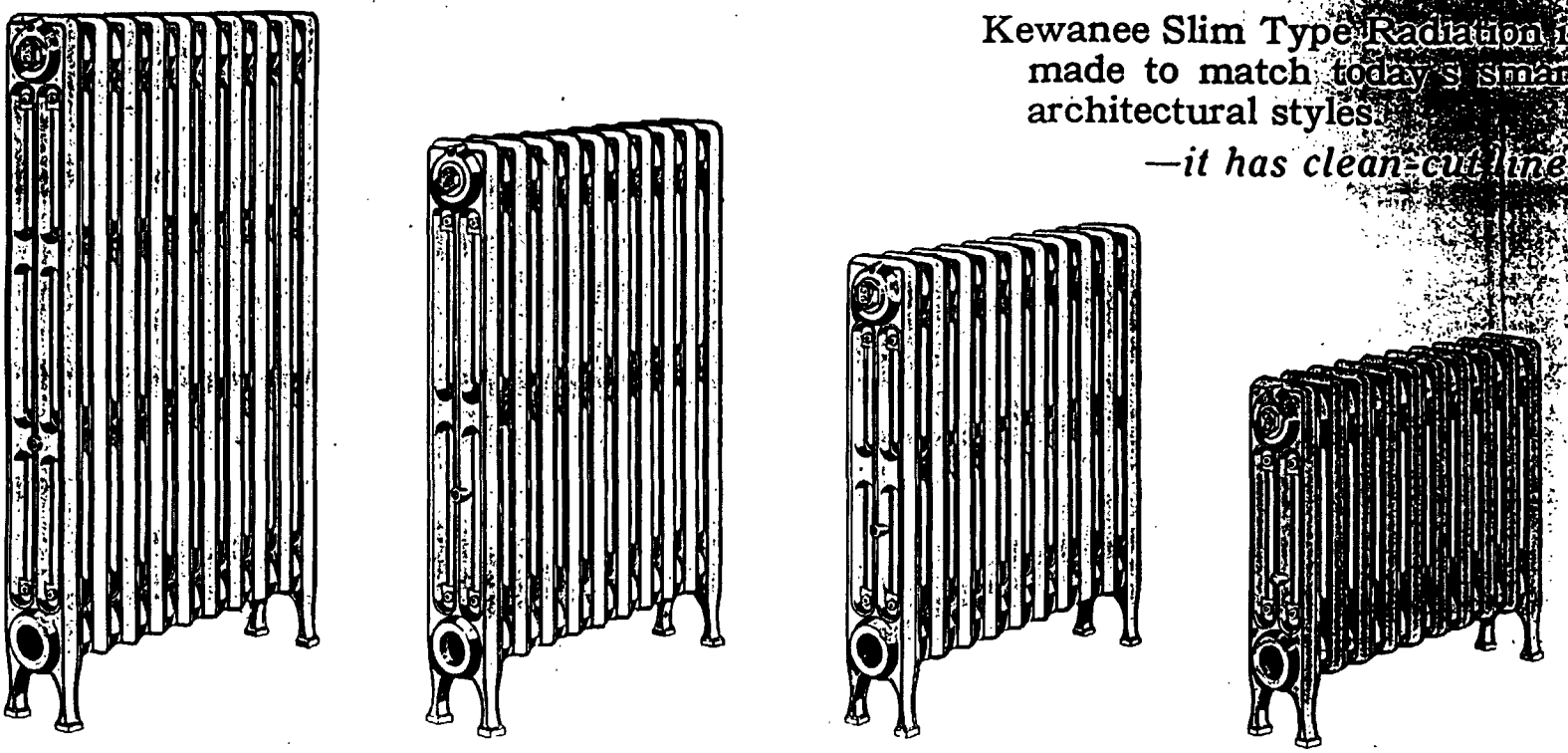

Kewanee Slim Type Radiation is made to match today's smart architectural styles.

—it has clean-cut lines

The KEWANEE RADIATOR

Three-Tube Radiation

Slim Type

Three-Tube Radiation — Slim Type

Number of sections	Overall Length, 2½ inches per section	HEATING SURFACE SQUARE FEET				
		38-inch height 3½ sq. ft. per section	32-inch height 3 sq. ft. per section	26-inch height 2⅓ sq. ft. per section	23-inch height 2 sq. ft. per section	20-inch height 1¾ sq. ft. per section
2	5	7	6	4⅔	4	3½
3	7½	10½	9	7	6	5¼
4	10	14	12	9⅓	8	7
5	12½	17½	15	11⅔	10	8¾
6	15	21	18	14	12	10½
7	17½	24½	21	16⅓	14	12¼
8	20	28	24	18⅔	16	14
9	22½	31½	27	21	18	15¾
10	25	35	30	23⅓	20	17½
11	27½	38½	33	25⅔	22	19¼
12	30	42	36	28	24	21
13	32½	45½	39	30⅓	26	22¾
14	35	49	42	32⅔	28	24½
15	37½	52½	45	35	30	26¼
16	40	56	48	37⅓	32	28
17	42½	59½	51	39⅔	34	29¾
18	45	63	54	42	36	31½
19	47½	66½	57	44⅓	38	33¼
20	50	70	60	46⅔	40	35
21	52½	73½	63	49	42	36¾
22	55	77	66	51⅓	44	38½
23	57½	80½	69	53⅔	46	40¼
24	60	84	72	56	48	42
25	62½	87½	75	58⅓	50	43¾
26	65	91	78	60⅔	52	45½
27	67½	94½	81	63	54	47¼
28	70	98	84	65⅓	56	49
29	72½	101½	87	67⅔	58	50¾
30	75	105	90	70	60	52½

Each section is 5 inches wide. ***This extra width gives more radiating surface than other makes.***

Notes

Patent applied for. KBCo., the Kewanee Radiator Slim Type.

Allow ½ inch for each bushing in estimating length of radiators.

Width of Three-Tube legs, 5 inches.

Above radiators tapped 1½ inches at top and bottom. Bushed for steam or water as per specifications.

Distance from floor to center of lower tapping, 4½ inches.

All sections, 2½-inch centers.

For center of tappings to floor and between centers of nipple and lower tappings see roughing-in measurements, pages 14 and 15.

The rigorous requirements of the Trade are carefully conformed to in Kewanee Slim Type Radiation
—it is designed for fast effective heating



The KEWANEE RADIATOR

Four-Tube Radiation

Slim Type

24508

Four-Tube Radiation — Slim Type

Number of sections	Overall Length, 2½ inches per section	HEATING SURFACE SQUARE FEET				
		38-inch height 4¼ sq. ft. per section	32-inch height 3½ sq. ft. per section	26-inch height 2¾ sq. ft. per section	23-inch height 2½ sq. ft. per section	20-inch height 2¼ sq. ft. per section
2	5	8½	7	5½	5	4½
3	7½	12¾	10½	8¼	7½	6¾
4	10	17	14	11	10	9
5	12½	21¼	17½	13¾	12½	11¼
6	15	25½	21	16½	15	13½
7	17½	29¾	24½	19¼	17½	15¾
8	20	34	28	22	20	18
9	22½	38¼	31½	24¾	22½	20¼
10	25	42½	35	27½	25	22½
11	27½	46¾	38½	30¼	27½	24¾
12	30	51	42	33	30	27
13	32½	55¼	45½	35¾	32½	29¼
14	35	59½	49	38½	35	31½
15	37½	63¾	52½	41¼	37½	33¾
16	40	68	56	44	40	36
17	42½	72¼	59½	46¾	42½	38¼
18	45	76½	63	49½	45	40½
19	47½	80¾	66½	52¼	47½	42¾
20	50	85	70	55	50	45
21	52½	89¼	73½	57¾	52½	47¼
22	55	93½	77	60½	55	49½
23	57½	97¾	80½	63¼	57½	51¾
24	60	102	84	66	60	54
25	62½	106¼	87½	68¾	62½	56¼
26	65	110½	91	71½	65	58½
27	67½	114¾	94½	74¼	67½	60¾
28	70	119	98	77	70	63
29	72½	123¼	101½	79¾	72½	65¼
30	75	127½	105	82½	75	67½

Each section is 6 1/16 inches wide. ***This extra width gives more radiating surface than other makes.***

Notes

Patent applied for. KBCo., the Kewanee Radiator Slim Type.

Allow ½ inch for each bushing in estimating length of radiators.

Width of Four Tube legs, 6 1/16 inches.

Above radiators tapped 1½ inches at top and bottom. Bushed for steam or water as per specifications.

Distance from floor to center of lower tapping, 4½ inches.

All sections, 2½-inch centers.



For center of tappings to floor and between centers of nipple and lower tappings see roughing-in measurements, pages 14 and 15.



Technical considerations are complied with to exactness in the design of Kewanee Slim Type Radiation

—its tube clusters are so ribbed as to insure extraordinary strength

The KEWANEE RADIATOR

Five-Tube Radiation

Slim Type

24510

Five-Tube Radiation *Slim Type*

Number of sections	Overall Length, 2½ inches per section	HEATING SURFACE SQUARE FEET					Notes
		38-inch height 5 sq. ft. per section	32-inch height 4⅓ sq. ft. per section	26-inch Height 3½ sq. ft. per section	23-inch height 3 sq. ft. per section	20-inch height 2⅔ sq. ft. per section	
2	5	10	8⅔	7	6	5⅓	Patent applied for. KBCo., the Kewanee Radiator Slim Type.
3	7½	15	13	10½	9	8	
4	10	20	17⅓	14	12	10⅔	
5	12½	25	21⅔	17½	15	13⅓	Allow ½ inch for each bushing in estimating length of radiators.
6	15	30	26	21	18	16	
7	17½	35	30⅓	24½	21	18⅔	
8	20	40	34⅔	28	24	21⅓	Width of Five-Tube legs, 8 1/16 inches.
9	22½	45	39	31½	27	24	
10	25	50	43⅓	35	30	26⅔	Above radiators tapped 1½ inches at top and bottom. Bushed for steam or water as per specifications.
11	27½	55	47⅔	38½	33	29⅓	
12	30	60	52	42	36	32	
13	32½	65	56⅓	45½	39	34⅔	Distance from floor to center of lower tapping, 4½ inches.
14	35	70	60⅔	49	42	37⅓	
15	37½	75	65	52½	45	40	
16	40	80	69⅓	56	48	42⅔	All sections, 2½-inch centers.
17	42½	85	73⅔	59½	51	45⅓	
18	45	90	78	63	54	48	
19	47½	95	82⅓	66½	57	50⅔	
20	50	100	86⅔	70	60	53⅓	
21	52½	105	91	73½	63	56	
22	55	110	95⅓	77	66	58⅔	
23	57½	115	99⅔	80½	69	61⅓	
24	60	120	104	84	72	64	
25	62½	125	108⅓	87½	75	66⅔	
26	65	130	112⅔	91	78	69⅓	
27	67½	135	117	94½	81	72	For center of tappings to floor and between centers of nipple and lower tappings see roughing-in measurements, pages 14 and 15.
28	70	140	121⅓	98	84	74⅔	
29	72½	145	125⅔	101½	87	77⅓	
30	75	150	130	105	90	80	

Each section is 8 1/16 inches wide. ***This extra width gives more radiating surface than other makes.***

Slim Type Elegance is an asset to any building interior, even with the costliest decorative effects —*but it is practical, the top a flat shelf, warmed air circulates without obstruction*

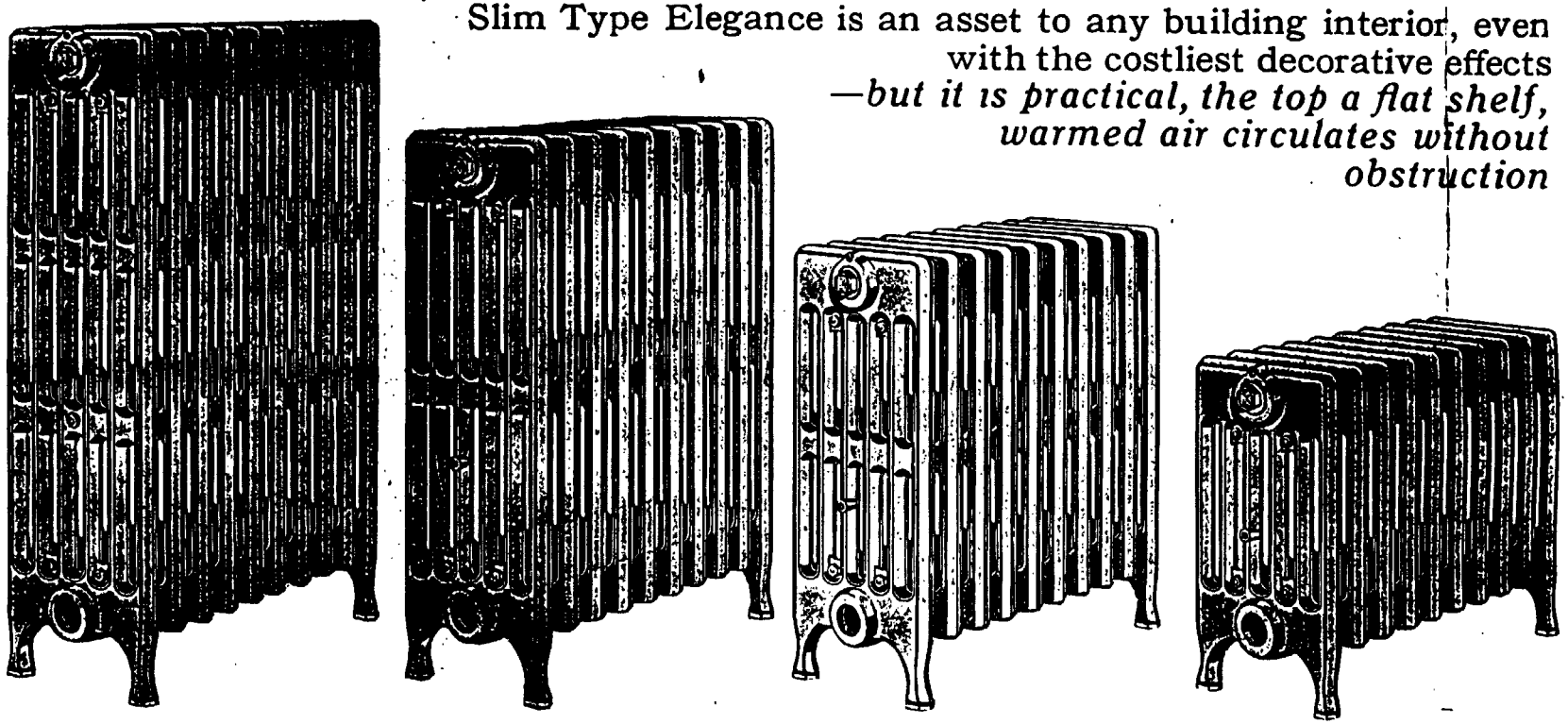

The KEWANEE RADIATOR

Six-Tube Radiation

Slim Type

Six-Tube Radiation *Slim Type*

Number of sections	Overall Length, 2½ inches per section	HEATING SURFACE SQUARE FEET				
		38-inch height 6 sq. ft. per section	32-inch height 5 sq. ft. per section	26-inch Height 4 sq. ft. per section	23-inch height 3½ sq. ft. per section	20-inch height 3 sq. ft. per section
2	5	12	10	8	7	6
3	7½	18	15	12	10½	9
4	10	24	20	16	14	12
5	12½	30	25	20	17½	15
6	15	36	30	24	21	18
7	17½	42	35	28	24½	21
8	20	48	40	32	28	24
9	22½	54	45	36	31½	27
10	25	60	50	40	35	30
11	27½	66	55	44	38½	33
12	30	72	60	48	42	36
13	32½	78	65	52	45½	39
14	35	84	70	56	49	42
15	37½	90	75	60	52½	45
16	40	96	80	64	56	48
17	42½	102	85	68	59½	51
18	45	108	90	72	63	54
19	47½	114	95	76	66½	57
20	50	120	100	80	70	60
21	52½	126	105	84	73½	63
22	55	132	110	88	77	66
23	57½	138	115	92	80½	69
24	60	144	120	96	84	72
25	62½	150	125	100	87½	75
26	65	156	130	104	91	78
27	67½	162	135	108	94½	81
28	70	168	140	112	98	84
29	72½	174	145	116	101½	87
30	75	180	150	120	105	90

Each section is 10 7/16 inches wide. ***This extra width gives more radiating surface than other makes.***

Notes

Patent applied for. KBCo., the Kewanee Radiator Slim Type.

Allow ½ inch for each end bushing in estimating length of radiators.

Width of Six Tube legs, 10 7/16 inches.

Above radiators tapped 1½ inches at top and bottom. Bushed for steam or water as per specifications.

Distance from floor to center of lower tapping, 4½ inches.

All sections, 2½-inch centers.



For center of tappings to floor and between centers of nipple and lower tappings see roughing-in measurements, pages 14 and 15.

The warmed air circulates so freely between the well spaced tubes that Kewanee Slim Type Radiation will heat any room quicker. The top is flat, making a shelf for practical use. And

—you can get between the sections, with a brush or a vacuum cleaner nozzle, to clean it.

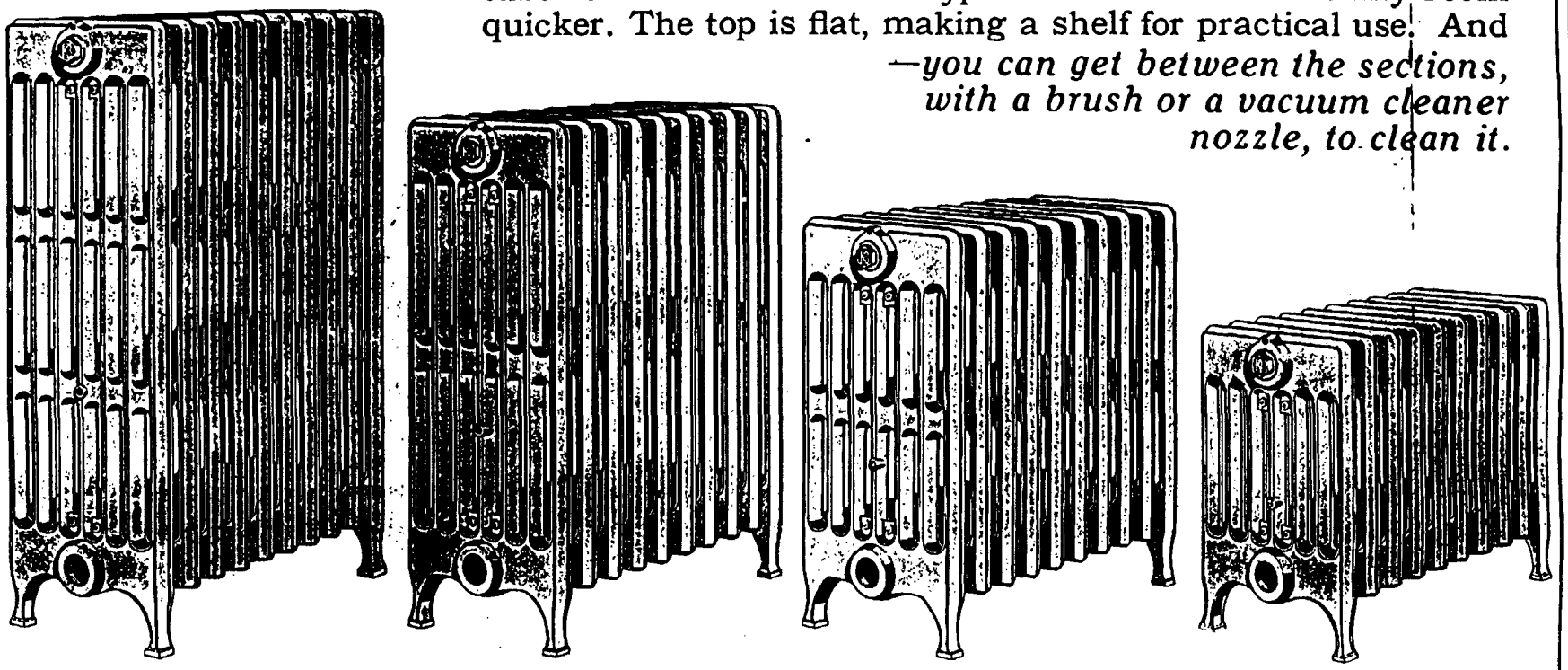

The KEWANEE RADIATOR

Seven-Tube Radiation *Slim Type*

10

24514

Number of sections	Overall Length, 2½ inches per section	HEATING SURFACE SQUARE FEET					Notes
		38-inch height 7¼ sq. ft. per section	32-inch height 6 sq. ft. per section	26-inch height 4¾ sq. ft. per section	23-inch height 4¼ sq. ft. per section	20-inch height 3¾ sq. ft. per section	
2	5	14½	12	9½	8½	7½	Patent applied for. KBCo., the Kewanee Radiator Slim Type.
3	7½	21¾	18	14¼	12¾	11¼	
4	10	29	24	19	17	15	
5	12½	36¼	30	23¾	21¼	18¾	Allow ½ inch for each bushing in estimating length of radiators.
6	15	43½	36	28½	25½	22½	
7	17½	50¾	42	33¼	29¾	26¼	
8	20	58	48	38	34	30	Width of Seven-Tube legs, 12 inches.
9	22½	65¼	54	42¾	38¼	33¾	
10	25	72½	60	47½	42½	37½	Above radiators tapped 1½ inches at top and bottom. Bushed for steam or water as per specifications.
11	27½	79¾	66	52¼	46¾	41¼	
12	30	87	72	57	51	45	
13	32½	94¼	78	61¾	55¼	48¾	
14	35	101½	84	66½	59½	52½	Distance from floor to center of lower tapping, 4½ inches.
15	37½	108¾	90	71¼	63¾	56¼	
16	40	116	96	76	68	60	
17	42½	123¼	102	80¾	72¼	63¾	All sections, 2½-inch centers.
18	45	130½	108	85½	76½	67½	
19	47½	137¾	114	90¼	80¾	71¼	
20	50	145	120	95	85	75	
21	52½	152¼	126	99¾	89¼	78¾	
22	55	159½	132	104½	93½	82½	
23	57½	166¾	138	109¼	97¾	86¼	
24	60	174	144	114	102	90	
25	62½	181¼	150	118¾	106¼	93¾	
26	65	188½	156	123½	110½	97½	
27	67½	195¾	162	128¼	114¾	101¼	For center of tappings to floor and between centers of nipple and lower tappings see roughing-in measurements, pages 14 and 15.
28	70	203	168	133	119	105	
29	72½	210¼	174	137¾	123¼	108¾	
30	75	217½	180	142½	127½	112½	

Each section is 12 inches wide. ***This extra width gives more radiating surface than other makes.***

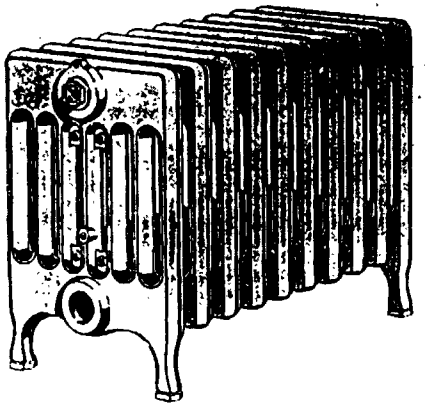

Kewanee Slim Type is twice as strong as other patterns and there are no gaskets to leak

The standard spacing of sections provides for interchangeability

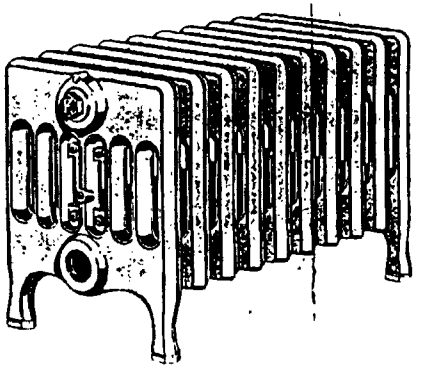

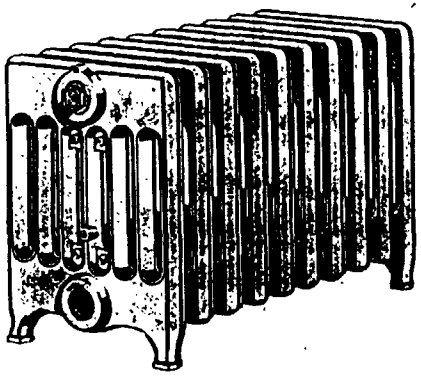

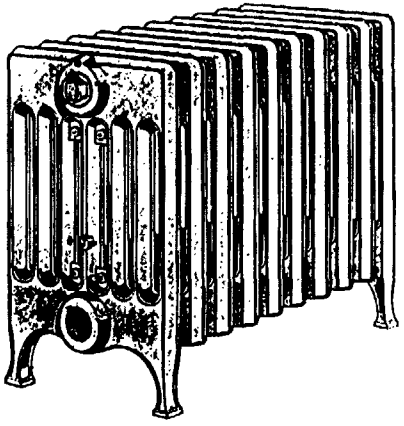

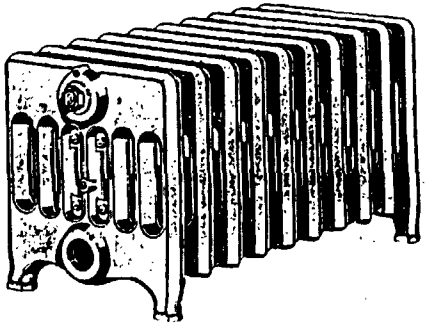

The KEWANEE RADIATOR

Window Seven-Tube Radiation *Slim Type*

Number of sections	Overall Length, 2½ inches per section	HEATING SURFACE SQUARE FEET					Notes
		20-inch height 3¾ sq. ft. per section	18½-inch height 3¼ sq. ft. per section	17-inch height 3¼ sq. ft. per section	15½-inch height 2¾ sq. ft. per section	14-inch height 2¾ sq. ft. per section	
2	5	7½	6½	6½	5½	5½	Patent applied for. KBCo., the Kewanee Radiator Slim Type.
3	7½	11¼	9¾	9¾	8¼	8¼	
4	10	15	13	13	11	11	
5	12½	18¾	16¼	16¼	13¾	13¾	Allow ½ inch for each bushing in estimating length of radiators.
6	15	22½	19½	19½	16½	16½	
7	17½	26¼	22¾	22¾	19¼	19¼	
8	20	30	26	26	22	22	Width of Seven-Tube legs, 12 inches.
9	22½	33¾	29¼	29¼	24¾	24¾	
10	25	37½	32½	32½	27½	27½	Above radiators tapped 1½ inches at top and bottom. Bushed for steam or water as per specifications.
11	27½	41¼	35¾	35¾	30¼	30¼	
12	30	45	39	39	33	33	
13	32½	48¾	42¼	42¼	35¾	35¾	Distance from floor to center of lower tapping, 4½ inches on 20- 18½- and 15½-inch—3 inches on 17- and 14-inch.
14	35	52½	45½	45½	38½	38½	
15	37½	56¼	48¾	48¾	41¼	41¼	
16	40	60	52	52	44	44	
17	42½	63¾	55¼	55¼	46¾	46¾	All sections, 2½-inch centers.
18	45	67½	58½	58½	49½	49½	
19	47½	71¼	61¾	61¾	52¼	52¼	
20	50	75	65	65	55	55	
21	52½	78¾	68¼	68¼	57¾	57¾	
22	55	82½	71½	71½	60½	60½	
23	57½	86¼	74¾	74¾	63¼	63¼	
24	60	90	78	78	66	66	
25	62½	93¾	81¼	81¼	68¾	68¾	
26	65	97½	84½	84½	71½	71½	
27	67½	101¼	87¾	87¾	74¼	74¼	For center of tappings to floor and between centers of nipple and lower tappings see roughing-in measurements, pages 14 and 15.
28	70	105	91	91	77	77	
29	72½	108¾	94¼	94¼	79¾	79¾	
30	75	112½	97½	97½	82½	82½	

Each section is 12 inches wide. ***This extra width gives more radiating surface than other makes.***

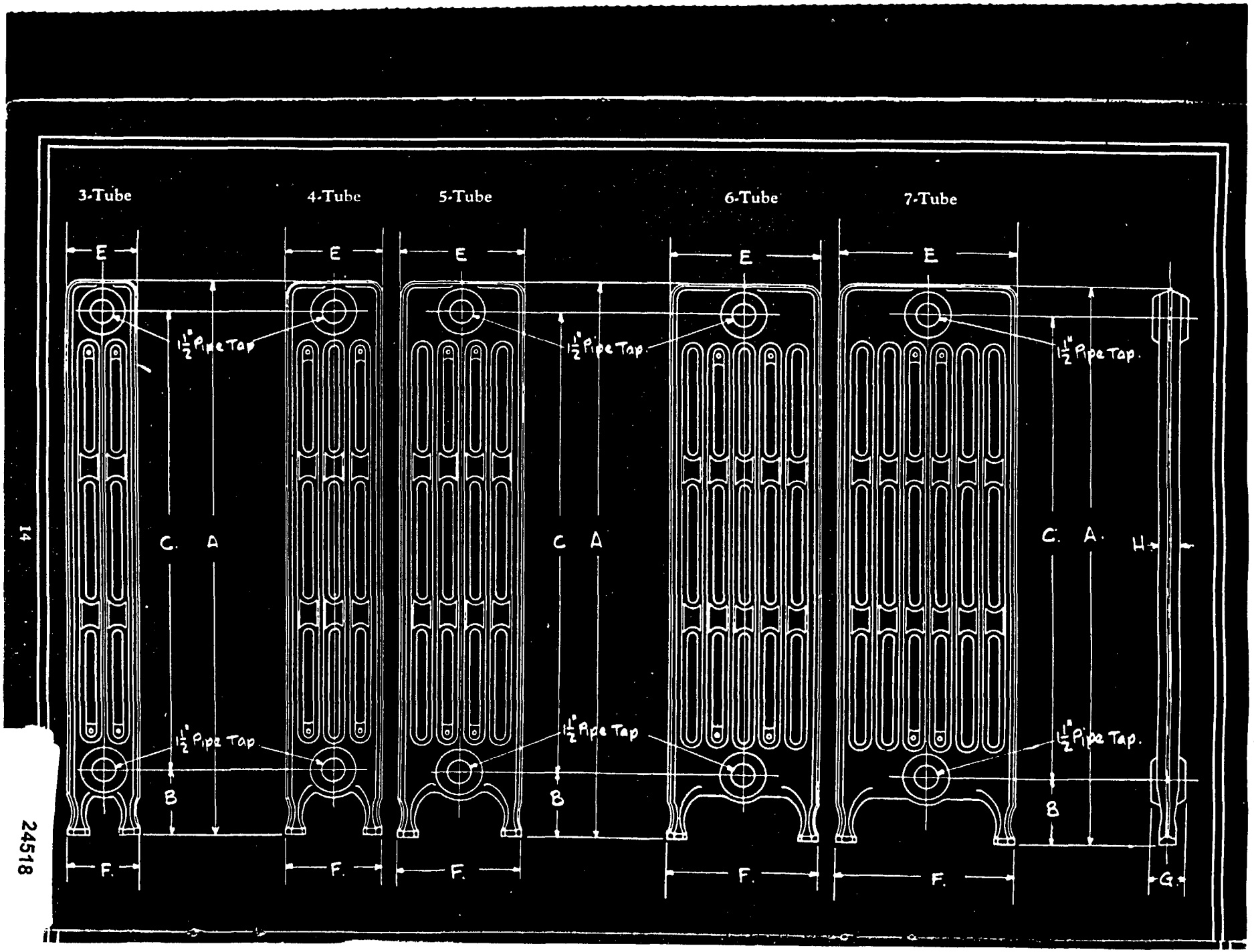
3-Tube
4-Tube
5-Tube
6-Tube
7-Tube
E
1½" Pipe Tap
C
A
B
F.
H
G.

3-Tube

A Inches	B Inches	C Inches	E Inches	F Inches	G Inches	H Inches
38	4½	31 7/16	5	5	2½	1 7/16
32	4½	25 7/16	5	5	2½	1 7/16
26	4½	19 7/16	5	5	2½	1 7/16
23	4½	16 7/16	5	5	2½	1 7/16
20	4½	13 7/16	5	5	2½	1 7/16

5-Tube

A Inches	B Inches	C Inches	E Inches	F Inches	G Inches	H Inches
38	4½	31 7/16	8 3/16	8 3/16	2½	1 7/16
32	4½	25 7/16	8 3/16	8 3/16	2½	1 7/16
26	4½	19 7/16	8 3/16	8 3/16	2½	1 7/16
23	4½	16 7/16	8 3/16	8 3/16	2½	1 7/16
20	4½	13 7/16	8 3/16	8 3/16	2½	1 7/16

7-Tube

A Inches	B Inches	C Inches	E Inches	F Inches	G Inches	H Inches
38	4½	31 7/16	12	12	2½	1 7/16
32	4½	25 7/16	12	12	2½	1 7/16
26	4½	19 7/16	12	12	2½	1 7/16
23	4½	16 7/16	12	12	2½	1 7/16
20	4½	13 7/16	12	12	2½	1 7/16

4-Tube

A Inches	B Inches	C Inches	E Inches	F Inches	G Inches	H Inches
38	4½	31 7/16	6 13/16	6 13/16	2½	1 7/16
32	4½	25 7/16	6 13/16	6 13/16	2½	1 7/16
26	4½	19 7/16	6 13/16	6 13/16	2½	1 7/16
23	4½	16 7/16	6 13/16	6 13/16	2½	1 7/16
20	4½	13 7/16	6 13/16	6 13/16	2½	1 7/16

6-Tube

A Inches	B Inches	C Inches	E Inches	F Inches	G Inches	H Inches
38	4½	31 7/16	10 7/16	10 7/16	2½	1 7/16
32	4½	25 7/16	10 7/16	10 7/16	2½	1 7/16
26	4½	19 7/16	10 7/16	10 7/16	2½	1 7/16
23	4½	16 7/16	10 7/16	10 7/16	2½	1 7/16
20	4½	13 7/16	10 7/16	10 7/16	2½	1 7/16

Window 7-Tube

A Inches	B Inches	C Inches	E Inches	F Inches	G Inches	H Inches
20	4½	13 7/16	12	12	2½	1 7/16
18½	4½	11 15/16	12	12	2½	1 7/16
17	3	11 15/16	12	12	2½	1 7/16
15½	4½	8 15/16	12	12	2½	1 7/16
14	3	8 15/16	12	12	2½	1 7/16

ROUGHING-IN MEASUREMENTS

KEWANEE
SLIM TYPE RADIATION

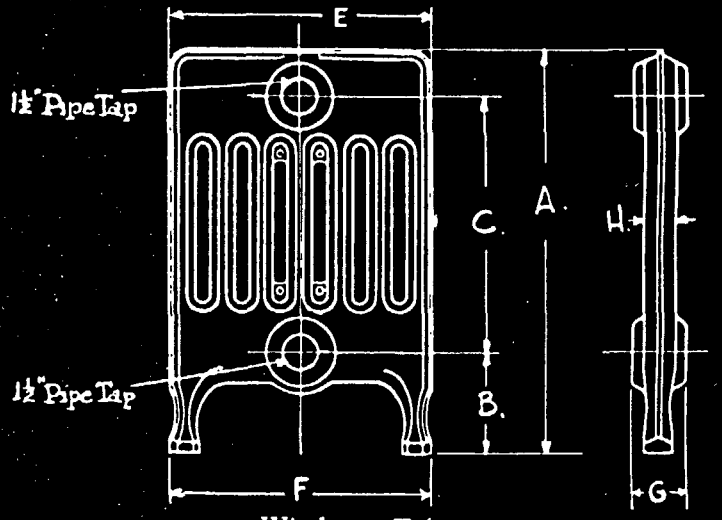

Window 7-Tube

KEWANEE Slim Type Direct-Indirect Radiator Box Base

The Kewanee Box Base is made for 4, 5 and 6-Tube Slim Type Radiators, Steam or Water, for either Bottom or Back Inlet.



Measurements of Box Base

Distance from floor to top of base, 15 inches. Outside measurements of opening for fresh air inlet:

6 section 10¼ x 2¾ in.
7 section 12¾ x 2¾ in.
8 section 15¼ x 2¾ in.
9 section 17¾ x 2¾ in.
10 section 20¼ x 2¾ in.
11 section 22¾ x 2¾ in.
12 section 25¼ x 2¾ in.

KEWANEE Wall Box

Wall Box for Direct-Indirect Radiators. Opening Screened with Heavy, Close-Meshed Brass Wire Cloth



The wall box is made to fit the openings in the walls through which the fresh air is brought to Direct-Indirect Radiators. Metal pipes, the thickness of the wall, connect the wall box with the box base. These wall boxes are substantially made in one size only, equipped with racks to hold them in place in the wall. They are insect and vermin proof. Outside measurements 5 x 17½ inches.

KEWANEE

Pin Indirect Radiator



Made in Two Sizes, for Steam and Water

Sections Contain 10 and 15
Square Feet of Heating Surface

Table of Dimensions

Surface in Section	Length of Section	Height of Section	Height of Section at Connecting Point	Width of Section in Stack
10 sq. ft.	36 in.	7⅜ in.	9¾ in.	2⅞ in.
15 sq. ft.	36 in.	11½ in.	12¾ in.	2⅞ in.

Air-valve tappings are regularly made ⅛ inch.

All screwed openings will be right-hand threaded unless otherwise ordered, tapped 2 inches and bushed to proper size, according to size of radiator.

The sections are connected by extra heavy malleable iron slip nipples slightly tapered from center, fitting snugly into sockets of the same taper drawn together by short bolts, making an absolutely tight connection.

For convenience in handling, Indirect Radiators will be shipped loose, unless expressly ordered assembled into stacks. Customers should, when ordering, be particular to specify the number of stacks into which the sections are to be assembled, so that necessary vent sections and nipples may be shipped.

For tapping list see page 21.

KEWANEE Wall Radiator Figures

Key to figure numbering. The first numeral in each of the following figures indicates the size of section. Figure 717 refers to 7-foot sections arranged in the manner as shown in sketch above the number, and Figure 917 refers to 9-foot sections and to the same assemblage.

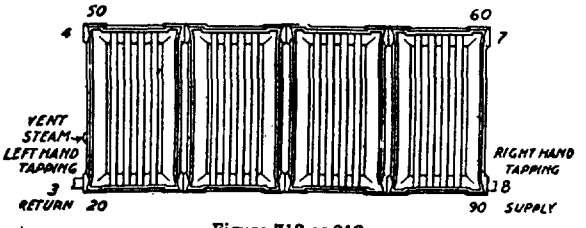

Figure 718 or 918
Sections in Single Tier—1- and 2-Pipe Steam

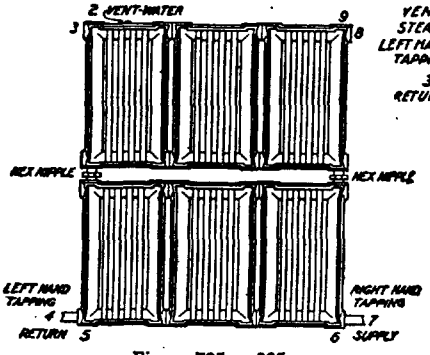

Figure 725 or 925
Assembled Six Sections in Two Tiers—Water

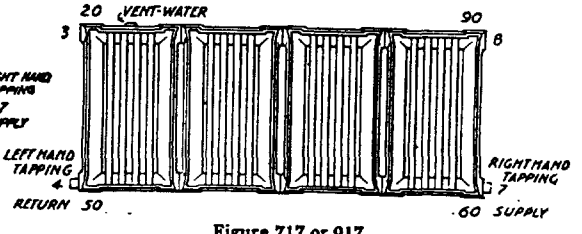

Figure 717 or 917
Assembled Four Sections in Single Tier—Water

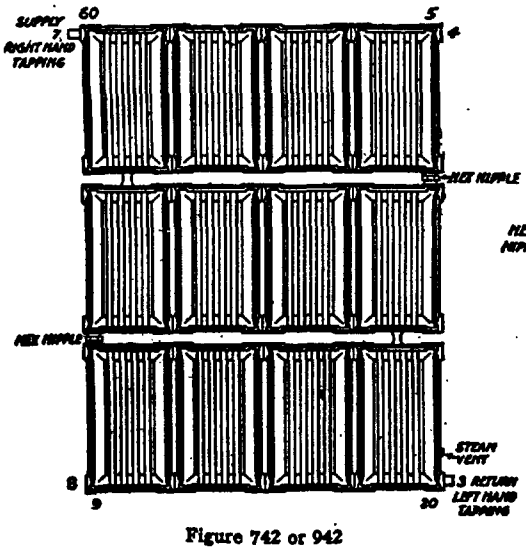

Figure 742 or 942
Assembled in Twelve Sections in Three Tiers, Using Spacing Saddles

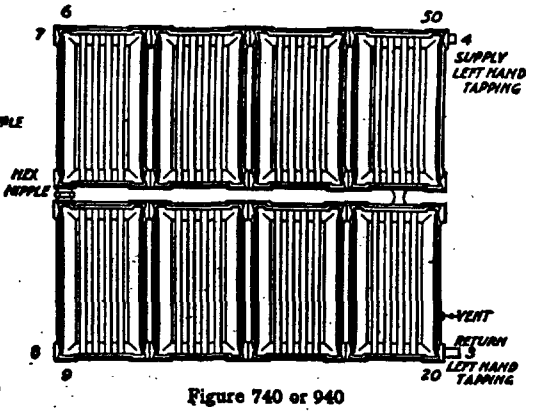

Figure 740 or 940
Assembled in Eight Sections in Two Tiers—For Two-Pipe Steam

NOTE—The regular tappings of Wall Radiators are indicated by Nos. 2, 3, 4, 5, 6, 7, 8 and 9. Nos. 20, 30, 40, 50, 60, 70, 80 and 90 indicate special tappings which can be furnished if desired and for which an extra charge will be made. Tappings are 1½ inches, supply and return, and bushed as desired. Add 1⅛ inches to length measurement for each hexagonal nipple used in assembling.

24522

KEWANEE Wall Radiator Figures

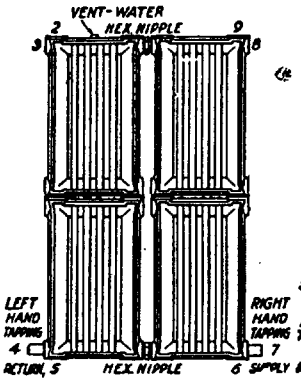

Figure 719 or 919
Assembled Four Sections in Two Tiers—Water

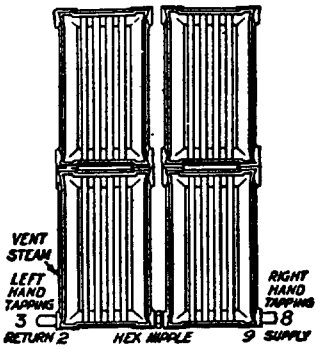

Figure 720 or 920
Assembled Four Sections in Two Tiers—One- and Two-Pipe Steam

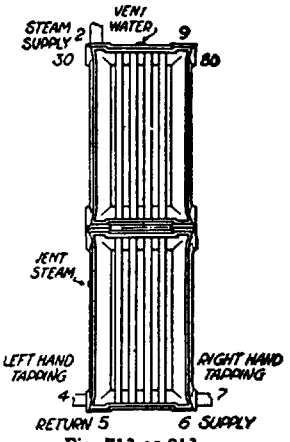

Fig. 713 or 913
Two Sections in Two Tiers—Water and 2-Pipe Steam

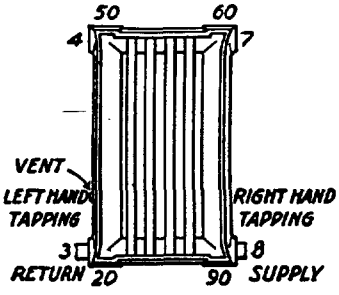

Figure 74 or 94
One- and Two-Pipe Steam

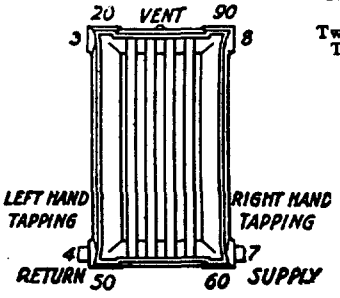

Figure 78 or 98
Water

These measurements apply to either "A" Style or to "B" Style as shown

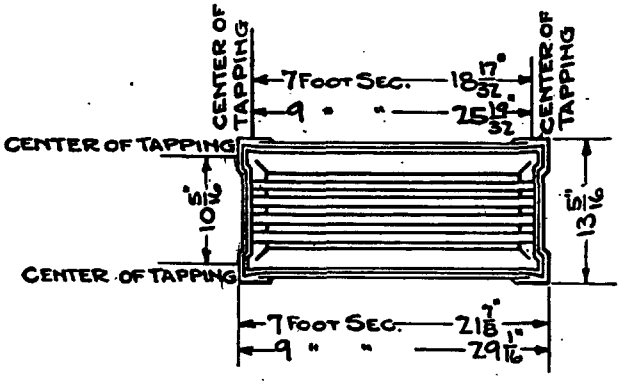

NOTE—For convenience in shipping, unless special instructions to the contrary are received, wall radiators are assembled in stacks not exceeding 7 sections.

Wall radiators are tapped 1½ inches flow, 1½ inches return, and bushed to size required. Wall radiators are assembled with malleable iron screw nipples threaded right and left.

KEWANEE Radiator Brackets

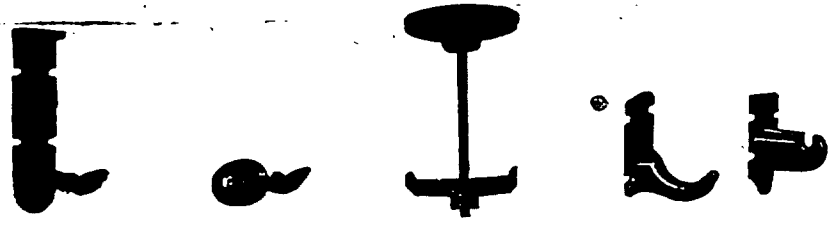

Style A Style B Style C Style D

The brackets illustrated are inexpensive and are commonly used. Style D is a concealed bracket for Column Radiators. Kewanee Adjustable Radiator Brackets shown below are recommended for permanent installations.

Adjustable Radiator Bracket



The Kewanee Adjustable Radiator Bracket is made in various lengths to support any Kewanee Wall or Column Radiator of any height.

They are easily attached to concrete, brick, tile, or frame walls and can be adjusted from $\frac{1}{16}$ of an inch to $1\frac{1}{2}$ inches *after the bracket is on the wall.* The horizontal adjustment is made automatically by expansion or contraction up to 3 inches.

They require no wood strips or backing—and clear the baseboard and window sill.

With radiator installed the brackets are hidden.

They hold the radiator out from the wall to allow for any valve or heat-regulating device.

Can be put up with less trouble and lined up for long radiators in less time and more accurately than any other bracket yet devised.

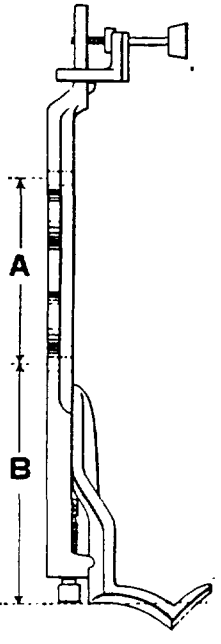

"Roughing-In" Measurements

Height Radiator	No. Tubes	Dimension A
For 5′ Wall		5¼″
20″ and 23″	3, 4, 5, 6 and 7	5¼″
26″	3, 4, 5, 6 and 7	8⅛″
For 7′ and 9′ Wall		12½″
32″ and 38″	3, 4, 5, 6 and 7	12½″

Dimension B is the distance from center of lower wall bolt hole to bottom of radiator and is adjustable from 6¼ inches to 7¾ inches on all brackets.

Tapping Instructions

The tapping of Indirect Radiators, in so far as is stated in their description, is also made according to this list.

SYSTEM	Square Feet of Radiation	Size of Tapping
ONE-PIPE STEAM	24 square feet and under	1 inch
	Above 24 but not exceeding 60 feet	1¼ inches
	Above 60 square feet	1½ inches
TWO-PIPE STEAM	48 square feet and under	1 x ¾ inch
	Above 48 but not exceeding 96 feet	1¼x1 inch
	Above 96 square feet	1½x1¼ inches
HOT WATER	Radiators containing 40 square feet and under	1 inch
	Above 40 but not exceeding 72 feet	1¼ inches
	Above 72 square feet	1½ inches

Directions for Ordering

You can assist us very materially in handling your order by following as closely as possible the directions here given:

1. Write legibly, and, if convenient, order on type-written sheet.

2. Give the exact name of the radiator as it appears in this catalog.

3. Be particular about giving clearly the number of radiators and the number of sections in each radiator.

4. Give the heights wanted, and state whether for steam or water heating.

5. State, if for steam, whether for one- or two-pipe work.

6. When leg sections are ordered, give name of the radiator, the tapping desired, whether for supply or return connection, and whether for one- or two-pipe steam or for hot water.

7. In case radiators for hot water are ordered tapped top and bottom, state whether the tapping should be at opposite or the same ends.

8. Special patterns, shapes, and tappings frequently cause delay; it is wise, therefore, to use standard patterns, shapes, and tappings if possible.

24525

KEWANEE Extra Heavy Malleable Nipples

For Radiator Joints



"Extra Heavy" Push Nipples

We invite the keenest scrutiny of our extra heavy malleable iron push-nipple for connecting the radiator sections.

It has long been conceded that malleable iron ranks foremost among the ferrous cast metals in resisting corrosion and rust. And now the malleable pressed nipple exhibits these desirable qualities to a greater degree.

As a result of continued research which has been carried on in the effort to improve both the physical and chemical qualities of push-nipples, it has been found that when malleable iron is alloyed with a small amount of copper its property of resistance against corrosion and rust is still further increased. A process for incorporating this advantage into the pressed nipple has also been perfected. The most exacting tests for comparing this alloy with other ferrous materials show that it has resisted rust 15 per cent better than the next best material and more than 50 per cent better than the ordinary material.

So the Kewanee malleable pressed nipple is mechanically and analytically perfect. Water absolutely cannot seep through the pressed fit connection. The machinery for tapering and finishing this joint is of our own design.

The straight iron-to-iron joint made with this push-nipple is unquestionably a firmer and more lasting connection than can ever be expected of a right-and-left threaded joint which depends upon a manila paper gasket and red lead for tight fit.

KEWANEE Slim Type Radiators

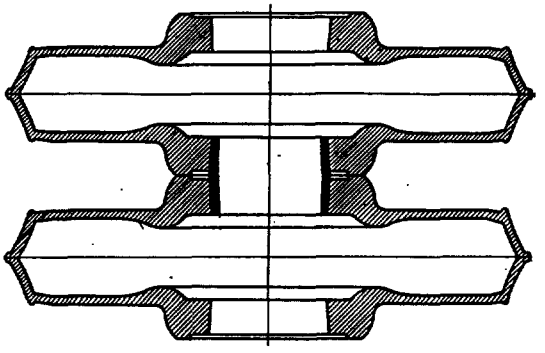

Section Through Hubs

We show here two cross-sections of Kewanee Five-Tube Radiators, the one through the hub and the other through the middle of the loop.

The section through the hub shows the slip-nipple joint, making a perfect iron-to-iron joint with absolutely no chance for leaking through loosely fitted threads.

The other section shows the clustered tubes and ribbed surfaces. Note the even spacing of the tubes and airways, which is the means of exposing all of the radiator surface to the currents of cool air circulating around the room in which the radiator is located, thereby giving it the maximum heating efficiency.

When specially ordered, we will furnish solid high legs, six inches high. These extra height legs are built on the three-, four-, five-, six- and seven-tube radiators.

We can furnish also, when desired, radiator pedestals of any height.

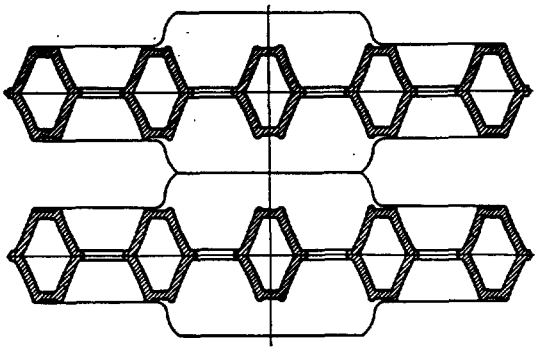

Section Through Center

KEWANEE BOILER CORPORATION

Main Office and Factory: KEWANEE, ILLINOIS

BRANCHES

ATLANTA	1522 Candler Bldg.
BIRMINGHAM	841 Martin Bldg.
BOSTON	1140 Little Bldg., 90 Boylston St.
CHATTANOOGA	1104 James Bldg.
CHICAGO	822 W. Washington Blvd.
CINCINNATI	P. O. Box 75
CLEVELAND	2341 Carnegie Ave.
COLUMBUS	243 N. High St.
DALLAS	Suite 408-9 Dallas Nat'l Bank Bldg.
DENVER	1226-1228 California St.
DES MOINES	707 Hubbell Bldg.
DETROIT	2051 W. La Fayette Blvd.
EL PASO	401 Santa Fe Bldg.
GRAND RAPIDS	402½ Michigan Trust Bldg.
INDIANAPOLIS	221 Indiana Terminal Warehouse
KANSAS CITY	2014 Wyandotte St.
LOS ANGELES	306 Crocker St.
MEMPHIS	1714 Exchange Bldg.
MILWAUKEE	440 Barclay St.
MINNEAPOLIS	708 Builders Exchange Bldg.
NEW ORLEANS	1018 New Orleans Bank Bldg.
NEW YORK	570 Seventh Ave.
PHILADELPHIA	803 Land Title Bldg.
PITTSBURGH	Empire Bldg.
ST. LOUIS	4200 Forest Park Blvd.
SALT LAKE CITY	204 Dooly Bldg.
SAN FRANCISCO	635 Mission St.
SEATTLE	326 Columbia St.
TOLEDO	415—13th St.
TORONTO 2, ONT.	66 Richmond St., East

Steel Heating Boilers, Radiators, Tanks,
Water Heating Garbage Burners

24528

Mead-Grede Printing Co.


The
Slimline