ALL METAL—NON-ADJUSTABLE—THERMOSTATIC

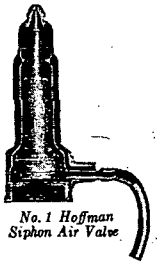

No. 1 Hoffman Siphon Air Valve

The No. 1 Hoffman Siphon Air Valve is designed for systems of the one-pipe gravity type, to vent all air from radiators without loss of steam. After contact of water with the valve the siphon drains all water from the valve and venting occurs without the slightest "spit" even if the radiator is under pressure.

Radiator connection, ⅛ in. Maximum guaranteed operating pressure, 10 lb.

The No. 2 Siphon Air and Vacuum Valve is similar in construction to the No. 1, but in addition, when the radiator is once freed from air, return of air through the vent port is prevented. Through its use an ordinary one-pipe steam system may be changed into a vacuum type. See page 506.

Radiator connection, ⅛ in. Maximum guaranteed operating pressure, 10 lb.

The No. 3 Hoffman Air Line Valve is specially designed for Air Line, or as they are frequently termed "Paul" Systems. It is sensitive in action and closes the instant steam fills the radiator.

Radiator connection, ⅛ in.; Air Line connection, ¼ in. Maximum guaranteed operating pressure, 10 lb.

The No. 4 is used in venting mains, risers, vento stacks, coils, etc. All air is freely vented through a ⅛ in. vent port without steam loss.

Standard connection, ¾ in., can also be supplied with ¼ in. connection. Maximum guaranteed operating pressure, 10 lb.

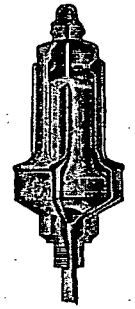

No. 5

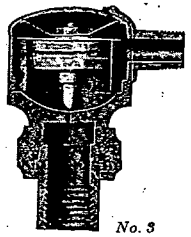

No. 3

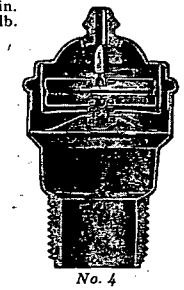

No. 4



No. 6

The No. 5 is particularly adapted for use in venting: Ends of steam mains; Ends of dry return mains; Indirect radiators; Blast or "Vento" stacks; Hot-water generators; Dryers and drums, etc.

The basic principle is the same as the No. 1 Valve, having separate channels for air and water which are only found in Hoffman Valves.

Pipe connection, ⅜ in.; vent port for less than 3 lb. is ⅜ in.; for 3 lb. and over is ⅛ in. Unless otherwise ordered, will be shipped with ⅛ in. port. Maximum guaranteed operating pressure, 10 lb.



No. 10

The No. 6 is similar in design and application to the No. 5 with the additional feature of the Air Check or Vacuum starter above vent port and vacuum diaphragm in base. This Valve is similar in operation to the No. 2 valve and is used on return mains when No. 2 valves are used on the radiators.

Pipe connection, ⅜ in.; vent port for less than 3 lb. is ⅜ in.; for 3 lb. and over is ⅛ in. Unless otherwise ordered, will be shipped with ⅛ in. port. Maximum guaranteed operating pressure, 10 lb.

The No. 10 Hoffman Vapor Valve is used for venting the return mains in vapor systems or for other conditions where a large venting capacity is required. The vent port is ¾ in. in diameter.

Pipe connection, ¾ in. Maximum guaranteed operating pressure, 15 lb.

The No. 11 Hoffman Vapor Vacuum Valve is similar in appearance, construction and application to the No. 10 valve with the addition of a vacuum check on the vent port which prevents the return of air to the system through the vent port.

Pipe connection, ¾ in. Maximum guaranteed operating pressure, 15 lb.

Write for Descriptive Circular—The Watchman of the Coal Pile

NO. 19 QUICK-OPENING HOFFMAN RADIATOR VALVE



The No. 19 Hoffman Radiator Valve

The No. 19 Hoffman Valve is of the quick-opening, semi-packless type intended for vacuum pump installation or for vapor systems where modulation is not required.

Valve is made in ¾ in. size only, having a capacity up to 200 sq. ft. direct cast iron radiation.

Valve stem is in one piece, the end engaging in disc holder having a quadruple thread which allows full port openingwith three quarters of a turn of handle.

Valve body is a steam metal casting; bonnet nut and tail piece are hot brass forgings; coupling nut, stem and disc holder made of rod brass. Valve is heavily nickel-plated with polished trimmings.

Stem packing is lubricated, compressed asbestos fibre that will last indefinitely and require no attention other than an occasional take-up of the packing nut. Valve handle is hard black fibre that withstands severe service without breakage. Valve disc is genuine Jenkins Bros. composition.

The disc holder has a wide lug sliding between two vertical guides in valve body which prevent rotation of the disc as valve is opened or closed. This insures the same seating surface on the disc after each operation and also causes disc pressure to be exerted uniformly over entire seat, thus reducing possibility of leakage.

The No. 19 Valve is regularly furnished in Lever Handle pattern but, where required, Wood Handles, Lock Shields or Closed Tops are furnished without extra charge. Extension Stems with either Lever or Wood Handles can be supplied at an extra charge.

NO. 18 HOFFMAN RETURN LINE VALVE OR RADIATOR TRAP

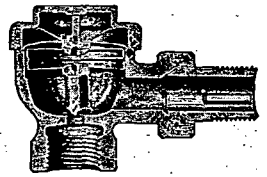

No. 18 Hoffman Return Line Radiator Trap

This valve is similar in basic principle to the **No. 8 Hoffman Return Line Valve (or Trap)**. It is used where radiators contain not over 100 sq. ft. of direct cast iron radiation and the pressure at the trap is not in excess of 15 lb. It effectively differentiates between steam, air and water. Holding steam—passing air and water.

The thermostat consists of one chamber made by two diaphragms separated by a space ring to which they are fastened. In the center of the bottom diaphragm, the valve pin is attached, the joint being expanded and made absolutely tight. The thermostat is held in its cage by a pin expanded and attached to the top diaphragm, this pin extending through the cage and engaging with the boss on the cap.

Thermostat contains a small quantity of thermostatic fluid, sealed under vacuum, insuring extremely sensitive Valve action. The fluid is such that its pressure maintains constant relationship with steam pressure and consistency of valve operation under varying pressure is thus obtained.

The thermostat is made of Special Hoffman Diaphragm Metal that will not soften under repeated action. It will not stretch causing permanent elongation of the thermostat and resultant premature closing of the valve port.

The thermostat is held in a three-legged cage, the feet of which rest on a shoulder in the valve body. The distance from shoulder to valve seat and the distance from feet of cage to seating surface in valve pin, is accurately controlled in machining the body, making all thermostats have uniform valve travel. The thermostats are thus made interchangeable without adjustment and all valves operate with the same degree of sensitiveness.

Write for Descriptive Circulars