AMERICAN RADIATOR COMPANY
40 WEST 40TH STREET
NEW YORK

PLAINTIFF'S EXHIBIT
ASI-937

May 3rd. 1930

Mr. F. B. Stubbs

Dear Mr. Stubbs:-

It may interest you to know that we have investigated a job on which a Kewanee Boiler as manufactured by the Kewanee Boiler Co., of Kewanee, Ill. was specified but where a Z-U Firebox boiler - #42-40 as manufactured by the Fitzgibbons Boiler Co. was substituted. This was for a stores and offibe building at Barry & Halstead Aves., Mamaroneck, N. Y. Mr. A. Bedell, is the architect.

Yours very truly,

J. Barnum

April 28, 1930.

Mr. R.B. Dickson,
Vice President,
Kewanee Boiler Corporation,
Kewanee, Illinois.

Dear Mr. Dickson:

This will acknowledge your letters of April 21, 22 and 23.

The statements submitted by Mr. Harding enclosed with your letter of April 22 were submitted to Mr. Chalaire. He thought that it would be necessary to have more detailed information in order to prepare the affidavits suggested. He is, therefore, sending Mr. J.F. Gillis, Jr., also of Sullivan & Cromwell, to Greensboro. Mr. Harding was telegraphed of the anticipated visit and he confirmed the fact that he would be at the Greensboro office tomorrow, Saturday morning.

In a letter to Mr. Harding I took the liberty of saying that you would wish him to cooperate to the fullest extent with Mr. Gillis in securing the desired information.

The information in regard to the sale of Type "C" boilers to Radiator in 1929 will be secured from Radiator records and sent to Mr. Chalaire.

Your letter of the 23rd and the photostatic prints attached thereto in regard to the 500 series boiler being marketed by Kewanee of New York have been submitted to Mr. Chalaire.

Mr. [redacted] tells me that he sent you a copy of his memorandum in regard to his interview with Mr. Bosworth. It would seem that some promising leads might be secured from this source.

We have another case here in New York which looks rather promising. A firm of engineers specified Kewanee ZU boilers, and as they put it, received ZU boilers manufactured by Fitzgibbons. They feel that this was a misrepresentation because they expected to receive ZU boilers manufactured at Kewanee, Illinois. We are endeavoring to secure information from them as to what led them to believe that a ZU boiler was manufactured at Kewanee.

They also have one of the ZU inserts which they state was sent to them with directions to place it in a Kewanee catalog. This insert is stamped with their receiving stamp and dated June 20, 1929. They further claim that there were two salesmen endeavoring to sell this job, one from Kewanee and one from Fitzgibbons.

Very sincerely yours,

Frank B. Stubbs

FBS/AS

KEWANEE BOILER CORPORATION

Steel Heating Boilers, Tanks,
Garbage Burners and Radiators,
Power Boilers

MAIN OFFICE AND FACTORY
KEWANEE, ILL.

R. B. DICKSON
VICE PRESIDENT
CHARGE OF SALES

April 23, 1930.

Mr. Frank B. Stubbs,
American Radiator Company,
New York City.

Dear Sir:

We received the attached photostatic prints showing the 500 Series boiler being put on the market by Kewanee Boiler Company, Inc., New York.

While this number 500 Series was originated to take care of a boiler which was built for the New York Company, and while the boiler which they show in this catalog uses different 500's than what our catalog showed--copy of which is attached--it would give the impression to a purchaser that it was the same boiler, and there is a difference in the construction, which we believe makes it a poorer boiler than ours and we question whether it will operate as satisfactorily or last as long without trouble as the boiler which we manufacture under that number. Consequently, the sale of this boiler would be a detriment to the name "Kewanee" in that territory, in addition to causing a great deal of confusion.

For that reason we are sending these photostatic prints to you, with copy of a letter which our Mechanical Engineer, Mr. C. E. Bronson, has written me regarding their boiler and ours.

Yours truly,

KEWANEE BOILER CORPORATION

R. B. Dickson

Vice President
In Charge of Sales.

24630

(COPY)

KEWANEE BOILER CORPORATION

KEWANEE, ILLINOIS

April 22, 1930

Mr. R. B. Dickson,
Kewanee Boiler Corp.,
Kewanee, Ill.

Dear Sir:

I have examined the copies of Bulletin 500 showing the new 500 Series boilers built by the Kewanee Boiler Company, Incorporated, of New York. In checking the proportions of these boilers in comparison with the 500 Series boilers built by this Company, I find that the principal point of difference is in the flat top crown sheet construction used by the Kewanee Boiler Company, Incorporated. The same type of construction was discarded by this Company about fifteen years ago as being undesirable and unsafe. The use of a flat top crown sheet permits crowding of tubes into a smaller space. This crowded condition of the heating surface prevents proper circulation and causes wet steam to be delivered from the boiler.

I would not recommend the type of construction shown as it violates all of the principles which have been included in the design of Kewanee boilers made by this Company.

Yours very truly,

C. E. Bronson,
Mechanical Engineer.

CEB

24631

A.I.A No. 30d

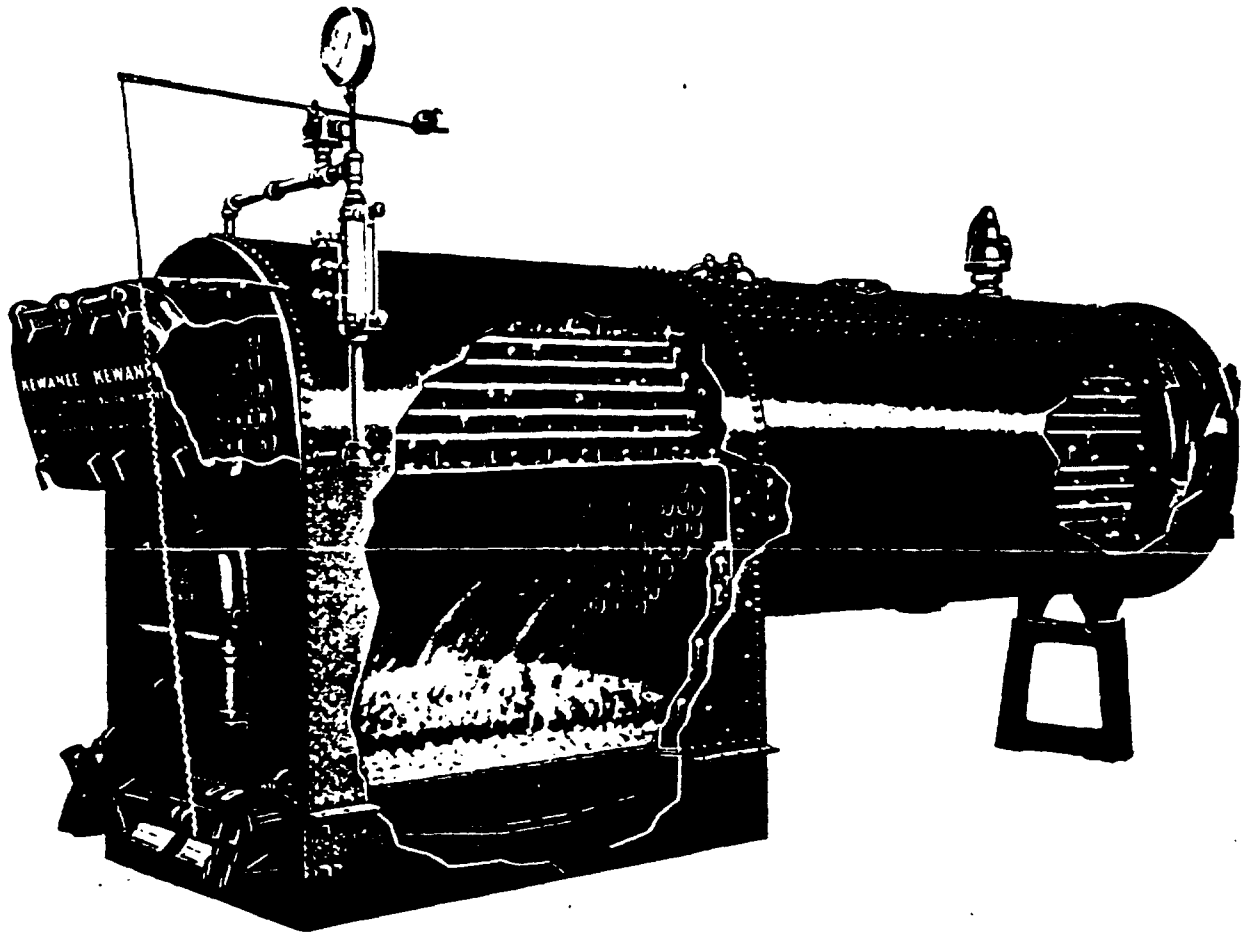

500 Series

PORTABLE FIREBOX BOILERS

RIVETED . . . . RETURN TUBULAR

KEWANEE BOILER COMPANY, INC.

370 Seventh Ave., NEW YORK, N. Y.

Works: Oswego, N. Y.

BULLETIN 500

24632

Firebox Boilers *of* Highest Quality

Built in a works where the art of boiler making has long been traditional, every KEWANEE BOILER CO., Inc., product is an example of the best in boiler design and construction. Over 40 years of boiler building places the unmistakable stamp of finished quality on every unit.

The Portable Return Tubular Series covered in this bulletin, like the entire line, are made from the finest boiler steels obtainable and for workmanship, strength and ability to stand up for long years in the hardest kind of service, are unexcelled.

Plates, bracing, staybolting and riveting are generously proportioned. They exceed the requirements of A.S.M.E. Code and all State and Municipal Codes.

Features *and* Advantages

STEEL-BUILT THROUGHOUT — Steel means strength, durability, flexibility and complete freedom from cracks, breaks and leaks. Unhampered by foundry limitations, steel permits a more scientific design. Every plate and tube is separately tested and certified as well as every finished boiler.

A COMPLETE UNIT—A portable boiler with steel base and full-height rear stand—a self-contained unit that requires no brick work of any kind. This cuts installation costs and insures a boiler as sound in service as when it passed the severe hydraulic test at the factory.

ALL-RIVETED—Recognized as the strongest steel boiler construction, the standard of highest boiler quality.

COMPLETE COMBUSTION—Proportions of firebox are so ample that combustible gases are given plenty of opportunity to burn completely before entering tubes. This means that all heat energy the fuel contains is made available. Result: *maximum combustion efficiency.*

QUICK AND EFFICIENT HEAT TRANSFER—Complete water-jacketing of the large volume firebox, and the double-pass of long tubes gives the necessary amount of heat-absorbing surface to utilize *all* the heat energy from the fuel as fast as it is liberated.

LARGE STEAM SPACE and AMPLE WATER CONTENT—These features, combined with the free circulation that results from proper tube arrangement, insure a steady water line and plenty of dry steam.

EASY TO FIRE—EASY TO MAINTAIN—Firemen are strong for these boilers because they are so easy to fire and to maintain. Large fire doors, full-size rear doors, and logically located handholes and manhole, give ready access to tubes and interior for inspection and cleaning. Maintenance cost is truly nominal.

FUEL SAVINGS — High combustion and heat transfer efficiency, and quick-steaming characteristic make these boilers economical of fuel.

500 Series boilers incorporate every feature that the heating profession has come to recognize as the standard of quality in portable firebox boiler design.

Ideally Suited for All Kinds of Fuel and All Heating Systems

The features enumerated above make these portable firebox boilers as efficient for oil, gas and stoker firing as they are for coal firing, in steam, vapor, vacuum or hot water systems.

For mechanical (oil or stoker) firing they are especially satisfactory because of their steel tubular construction and large volume firebox. Our Engineering Department is prepared to cooperate in working out the details of mechanical fired installations, and we invite your inquiries.

Rugged, Efficient Grates

GRATES are expressly designed and ideally suited for burning the respective coals for which they are intended. They make it easy to maintain a clean, intense fire. There are two types as shown:

ROCKING GRATE—Handles medium and larger sizes of anthracite, bituminous (soft) coals and coke.

DUMPING GRATE—Handles buckwheat sizes of anthracite.

Grate sections are made of heat-resisting cast iron, machined and fitted, and sections of same type of grate are interchangeable. They are designed for easy assembly.

Dumping Grate

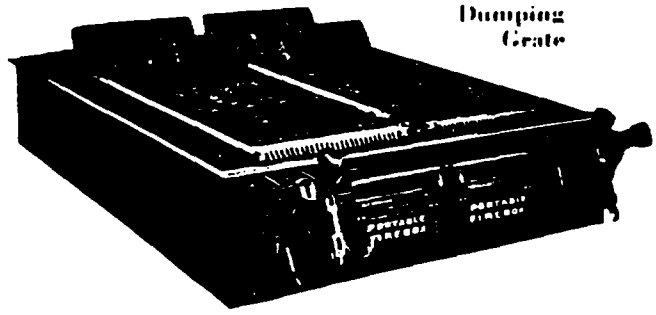

Rocking Grate



24633

Ratings and Dimensions—500 Series

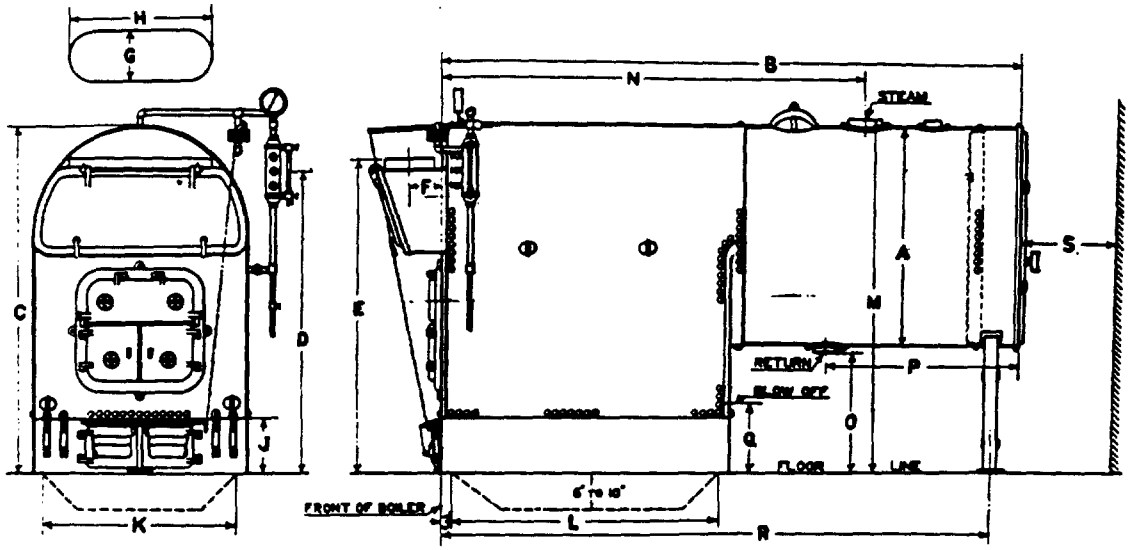

Boiler Number	555	556	557	558	559	560	561	562	563	564	565	566	567	568
Rating—Steam sq. ft.	5960	6940	8020	8630	10080	11660	14390	16620	17430	20130	24120	27580	32410	36900
Rating—hot water sq. ft.	9530	11100	12830	13800	16130	18650	23020	26600	27890	32200	38600	44130	51850	59000
Diameter of Boiler in.	48	48	48	54	54	54	60	60	66	66	72	72	78	78
Length of Boiler ft. in.	9-5	10-9	12-1	10-8	12-3	13-11	13-6	15-2	14-1	15-11	15-7	17-7	17-9	19-9
Heating Surface sq. ft.	432	500	573	617	724	840	1038	1191	1246	1438	1724	1980	2319	2636
Grate Area sq. ft.	16.3	18.9	19.7	20.6	22.6	24.6	27.7	30.8	30.8	33.3	36.7	39.4	42.9	45.9
Firebox Width in.	42	42	42	48	48	48	54	54	60	60	66	66	72	72
Firebox Length in.	56	62	68	62	68	74	74	80	74	80	80	86	86	92
Firebox Height in.	40	40	40	45	45	45	46	46	52	52	54	54	58	58
Diameter Stack—one boiler in.	20	20	22	22	24	26	26	28	28	30	32	34	34	36
Diameter Breeching—one boiler in.	22	22	24	24	26	28	28	30	30	32	34	36	36	38
Height Stack—one boiler ft.	55	55	60	60	70	80	80	80	80	90	90	90	95	100
Diameter Stack—two boilers in.	28	28	30	30	34	36	36	40	40	42	46	48	48	50
Dia. Breeching—two boilers in.	30	30	34	34	38	40	40	44	44	46	50	52	52	54
Height Stack—two boilers ft.	65	65	70	70	80	90	90	90	90	100	100	100	110	110
Approx. Shipping Weight lbs.	9600	10700	11800	13200	14000	14800	17000	18800	21000	23400	26000	27700	29500	31800

Boiler Number	555	556	557	558	559	560	561	562	563	564	565	566	567	568
A—Diameter in.	48	48	48	54	54	54	60	60	66	66	72	72	78	78
B—Length ft. in.	9-5	10-9	12-1	10-8	12-3	13-11	13-6	15-2	14-1	15-11	15-7	17-7	17-9	19-9
C—Height over all from floor line in.	80½	80½	86½	86½	86½	86½	95½	95½	103½	103½	109½	109½	115½	115½
D—Water line in.	69	69	69	74	74	74	82	82	89	89	94	94	98	98
E—Height smoke uptake in.	74	74	74	79	79	79	87	87	94	94	99	99	103	103
F—Location smoke uptake in.	7	7	7	7½	7½	7½	9	9	9½	9½	10	10	10	10
G—Width smoke uptake in.	10	10	10	11	11	11	14	14	13	13	16	16	16	16
H—Length smoke uptake in.	32	32	32	34	34	34	40	40	40	40	46	46	52	52
J—Height ash pit base in.	12	12	12	12	12	12	15	15	15	15	15	15	15	15
K—Width ash pit depression in.	42	42	42	48	48	48	52	52	59	59	65	65	71	71
L—Length ash pit depression in.	55	61	67	61	67	73	73	79	73	79	79	85	85	91
Size safety valve opening in.	2½	2½	3	3	3	3½	3½	4	4	4	4½	2-3	2-3	2-3
Size steam opening in.	6	6	6	8	8	8	8	8	8	8	10	10	10	10
M—Height steam opening in.	82	82	82	88½	88½	88½	97½	97½	105½	105½	111½	111½	117½	117½
N—Location steam opening in.	78	84	90	106	112	120	121	128	121	132	130	141	141	156
Size return opening in.	4	4	4	6	6	6	6	6	6	6	6	6	6	6
O—Height return opening in.	30½	30½	30½	30	30	30	33	33	35	35	35	35	35	35
P—Location return opening in.	30	34	44	32	46	60	54	68	61	77	73	91	93	111
Size blow off in.	1½	1½	1½	2	2	2	2	2	2	2	2½	2½	2½	2½
Q—Height blow off in.	13½	13½	13½	16	16	16	19	19	19	19	19½	19½	19½	19½
R—Location of rear stand ft. in.	8-11½	10-3½	11-7½	10-0½	11-7½	13-3½	12-9½	14-3½	13-3½	15-1½	14-9½	16-9½	16-9½	18-9½
S—Allow to open rear door in.	27	27	27	30	30	30	33	33	36	36	39	39	42	42
Approx. covering surface sq. ft.	145	164	182	184	206	230	243	270	282	314	336	372	406	446

NOTE: Ratings published in this catalog are in accordance with the Steel Heating Boiler Institute's Code for the rating of low pressure heating boilers.

Standard Equipment —

Included with each boiler for coal burning: steel base; grates; fire tools, consisting of hoe, poker, slice bar; steel flue brush and rod; damper in smoke uptake; steam gauge; water column with water gauge, glass and gauge cocks; safety valve; damper regulator.

Included with each boiler for oil, gas or stoker firing: steel base; steel flue brush and rod; damper in smoke uptake; steam gauge; water column with water gauge, glass and gauge cocks; safety valve; damper regulator.

When ordered for hot water heating, the following are furnished in lieu of steam trimmings: altitude—gauge; thermometer; relief valve, and damper regulator.

Built Also for 100 lbs. w.s.p.

The above boilers are also built for working pressures up to 100 lbs., which conform to A. S. M. E. and all State and Municipal Codes.

These high-pressure boilers are particularly suited to hotels, hospitals, restaurants, laundries, industrial plants and similar installations because they will handle the combined heating, hot water and process loads.

Full details about these high-pressure boilers will be submitted on request.



500 Series

PORTABLE FIREBOX BOILERS
RIVETED . . . . RETURN TUBULAR

KEWANEE BOILER COMPANY, INC.

General Offices: 570 Seventh Ave., NEW YORK, N. Y.
Works: Oswego, N. Y.

Sales Branches

Baltimore	Buffalo	Newark	Richmond	Syracuse
Boston	New York	Philadelphia	Rochester	Washington

Printed in U. S. A.

24635

The Performance Chart Should Be Your Guide



When you are drawing up specifications of heating installations, there is a positive guide to the efficiency of the OIL CITY PORTABLE RETURN TUBULAR FIRE BOX BOILER.

Its performance has been charted. Nothing has been left to surmise. Specifications become a mathematical certainty.

For Apartments, Churches, Clubs, Public Buildings, Hotels, Office Buildings and Large Residences, this OIL CITY BOILER combines in one unit all the elements of a modern plant for steam or hot water heating — a self contained Furnace and Boiler—in one.

All details of construction are A.S.M.E. Standard and ratings are conservative.

OIL CITY BOILER WORKS
OIL CITY, PA.
Branches in All Principal Cities
Member of the Steel Heating Boiler Institute

OIL CITY BOILERS

24636

FITZGIBBONS

Firebox Boilers

Portable · · · Return Tubular

steel-built throughout

all-riveted

a complete unit



easy to fire

no brickwork needed

large steam space

ample water content

quick and efficient steaming

The ALL-RIVETED, Portable Return Tubular Line also includes Smokeless Down-Draft Firebox Boilers.

These boilers incorporate every feature that the heating profession has come to recognize as the standard of highest quality in firebox boiler design.

Built also for 100 lbs. w.s.p. Plates, bracing, stay-bolting and riveting, on both low and high pressure boilers, satisfy A.S.M.E. and all State and Municipal Codes.

Ideally suited for all kinds of fuel and all heating systems. Write for descriptive bulletin.

FITZGIBBONS BOILER CO., Inc.

General Offices: 574 Seventh Ave., NEW YORK, N. Y.

Works: Oswego, N. Y.

Branches and Representatives

Cleveland, Columbia, S.C. Columbus, Detroit Grand Rapids, Pittsburgh Raleigh, San Antonio San Francisco

for Central, Southern and Western States

Sold by **KEWANEE BOILER CO., Inc.**

General Offices: 574 Seventh Ave., New York, N. Y.

Sales Branches

Baltimore, Boston Buffalo, Newark New York, Philadelphia Richmond, Syracuse Washington

in New England and Middle Atlantic States, Virginia and District of Columbia

24637

WANEE FIREBOX BOILER "500" Series — Specifications—Portable Up-Draft Type

e Boilers will heat all the radiation shown by their capacity

ıber of Boiler	524	526	528	530	532	534	536	538	540	542	544
	Sable	Song	Sack	Scarlet	Sample	Sage	Sally	Salmon	Scarf	Seale	Scar
ıcity, Steam.....sq. ft.	6500	7500	8500	9600	11000	13500	15500	16300	18000	22000	26000
—Water.....sq. ft.	10700	12400	14000	15800	18200	22300	25600	27000	29700	36300	43000
ing Surface.....sq. ft.	600	670	760	862	980	1170	1310	1390	1560	1824	2063
of Grate.....sq. ft.	18.2	20.7	22.7	22.8	27.2	30.5	32.8	36.1	38.8	39.5	42.5
ıeter of Boiler.....in.	54	60	60	60	60	66	66	72	72	78	78
th of Boiler.....ft. in.	13-5	12-5	13-7	14-4	16-2	15-9	17-4	15-11	17-6	17-5	19-4
ox. Weight.....lbs.	11160	12560	13550	15000	16640	20040	21500	23250	24870	26640	28870

Success in boiler design implies that the correct ratio of grate area to furnace volume has been insisted on so that the maximum heat of combustion may be generated.

In addition, the amount of heating surface must be so proportioned as to transfer practically all the heat generated to the water, and the whole extent of the heating surface must be arranged to encourage active circulation in the sufficiently large water content whilst keeping the water line steady at the same time. Also the steam space should be high and the disengaging area unrestricted so that slugs of water will not be crowded out into the mains and reduce the dry quality of the steam. The number of flues must be large enough to handle the great volume of products of combustion and the length of travel through them should be sufficient to give time for the useful heat to be abstracted from the flue gases before they pass up the stack.

A check-up will readily show that all these fundamentals of good design are embodied in the Kewanee Boiler so it is not difficult to realize its highly efficient operation and great economy in service.

If the heating boiler is a Kewanee, one may be assured of the maximum amount of steam delivered for a minimum quantity of fuel burned.

24638

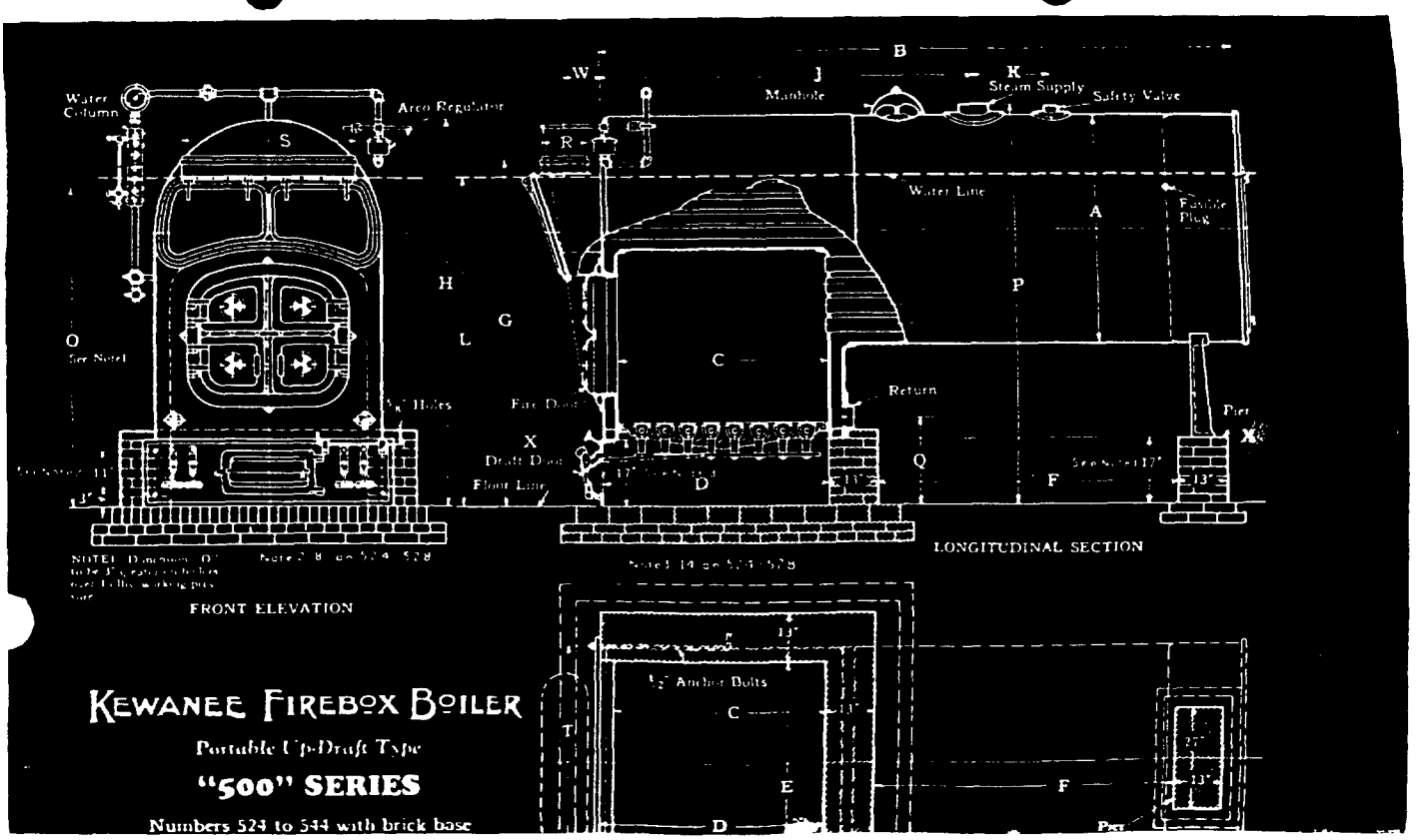

24639

KEWANEE FIREBOX BOILER "500" Series—Setting and Foundation Measurements—Portable Up-Draft Type

Number of Boiler		524	526	528	530	532	534	536	538	540	542	544
A—Diameter of Boiler	in.	54	60	60	60	60	66	66	72	72	78	78
B—Length of Boiler	ft. in.	13-5	12-5	13-7	14-4	16-2	15-9	17-4	15-11	17-6	17-5	19-4
C—Length of Grate	in.	62	62	68	62	74	74	80	80	86	80	86
D—Length of Ash-pit	in.	66	66	72	66	78	78	84	84	90	84	90
E—Width of Ash-pit	in.	42	48	48	53	53	59	59	65	65	71	71
F—Ash-pit Wall to Pier	ft. in.	5-8	4-6	5-0	6-6	7-0	6-6	7-6	6-0	7-0	7-10	9-0
G—Height of Breeching Connection	in.	80	88	88	90	90	93	93	100	100	101	101
H—Height of Boiler	in.	89	98	98	101	101	107	107	113	113	115	115
J—Location of Steam Supply	ft. in.	8-6	8-8	9-2	8-11	10-5	10-4	11-2	10-7	11-9	11-3	10-11
K—Location of Safety Valve	in.	16	16	18	21	23	26	34	16	16	31	46
L—Height of Water-line	in.	76	83	83	87	87	90	90	96	96	97	97
O—Height of Water Column	in.	73½	81	81	84	84	87½	87½	93½	93½	94	94
P—Height of Steam Supply	in.	90	99	99	103	103	109	109	115	115	117	117
Q—Height of Return	in.	19	20	20	23	23	23	23	23	23	23	23
R—Width of Breeching Connection	in.	10	12½	12½	12½	12½	15	15	17	17	17	17
S—Length of Breeching Connection	in.	42	46	46	46	46	50	50	54	54	60	60
T—Ctr. to Ctr. Bolts in Ash-pit Front	in.	48	54	54	60	60	66	66	72	72	78	78
W—Boiler to Center of Breeching	in.	8	9¼	9¼	9¼	9¼	10½	10½	11½	11½	11½	11½
Size of Steam Supply	in.	6	8	8	8	8	8	8	8	10	10	10
Size of Return	in.	4	5	5	6	6	6	6	6	6	6	6
Size of Safety Valve	in.	2½	3	3	3	3½	4	4	2-2½	2-3	2-3	2-3
*Number of Common Brick		540	560	590	710	770	790	820	850	880	885	930
Outside Surface to Cover	sq. ft.	185	190	220	250	280	290	310	315	345	385	425

*Foundations not included

KEWANEE FIREBOX BOILERS

"500" SERIES

PORTABLE UP-DRAFT TYPE

For burning all grades of coal including Buckwheat, or for oil burning

SUPPLEMENT 1.1

CATALOG 85

Series	Type of Boiler	Capacity Sq. Ft. Radiation
524—544	Portable Up-Draft Firebox	Coal . . 6500—26000 Oil . . . 8500—35000

ALL TYPES OF KEWANEE BOILERS LISTED BELOW MAY BE SHIPPED FROM STOCK. CATALOGS GIVE THE DETAILS

CATALOG 85

Series	Type of Boiler	Capacity Sq. Ft. Radiation
0—20	Brickset Up-Draft Firebox	Coal . . . 700—14000 Oil . . . . 800—18000
307—324	Portable Down-Draft Firebox	Coal . . . 3000—30000 Oil . . . . 4000—36000
407—424	Portable Up-Draft Firebox	Coal . . . 2500—28000 Oil . . . . 3500—33000
0K—20K	Portable Up-Draft Firebox—Type K	Coal . . . 600—13300 Oil . . . . 700—17000

CATALOG 81

SUPPLEMENTS

832—843	Portable Up-Draft Bulldog	Coal . . . 6600—33600 Oil . . . . 8300—38000
932—943	Portable Down-Draft Bulldog	Coal . . . 7200—36000 Oil . . . . 9000—40000

CATALOG 84

750—770	Portable Smokeless—Type C	Coal . . . 2300—32000 Oil . . . . 2800—36000

SEPARATE CATALOGS ON

Kewanee Steel Water Heating Garbage Burners, Tabasco Water Heaters and Tanks, Kewanee Power Boilers and Kewanee Radiators, Sent on Request.

KEWANEE BOILER CORPORATION

Head Office and Works

KEWANEE, ILLINOIS

Branches

TLANTA	COLUMBUS	GRAND RAPIDS	MILWAUKEE	PITTSBURGH
OSTON	DALLAS	GREENSBORO	MINNEAPOLIS	ST. LOUIS
HATTANOOGA	DENVER	INDIANAPOLIS	NEW ORLEANS	SALT LAKE CITY
HICAGO	DES MOINES	KANSAS CITY	NEW YORK	SAN FRANCISCO
NCINNATI	DETROIT	LOS ANGELES	PEORIA	SEATTLE
LEVELAND	EL PASO	MEMPHIS	PHILADELPHIA	TOLEDO

minion Kewanee Boiler Company, Ltd., Toronto, Ontario

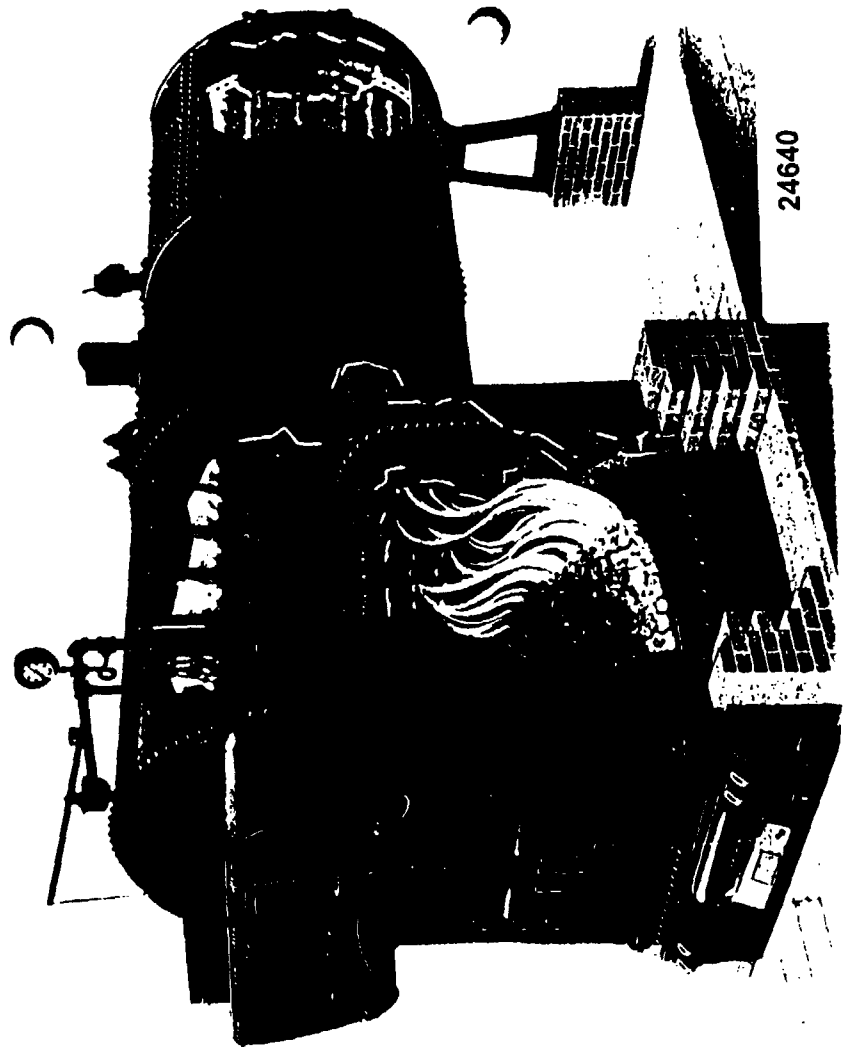

24640

KEWANEE

"500" series there is incorpo-
very characteristic principle of
which makes Kewanee Boilers
nent for dependable heating

st grade material and substantial
nstruction of the steel plates, stay-
lts, bracing and riveting all predicate
ng life and endurance. Kewanee
aintains the same generous propor-
ons which in other makes are pared
wn to the minimum limit for low
essure code.

the "500" series Kewanee Steel-
iveted Boilers the grate area and fire-
x are enlarged somewhat and a
eater number of return tubes is
ovided.

here is a corresponding increase in
ating surface, steam space, disen-
ging area, furnace volume and water
all in the correct ratio and
onate to the requirements for
service conditions.

KEWANEE FIREBOX BOILER

Portable Up-Draft Type

"500" SERIES

KEWANEE FIREBOX BOILER "500" Series—Specifications—Portable Up-Draft Type—*Cont.*

Number of Boiler	524	526	528	530	532	534	536	538	540	542	544
Width of Firebox ..... in.	42	48	48	53	53	59	59	65	65	71	71
Length of Firebox ..... in.	62	62	68	62	74	74	80	80	86	80	86
Height of Firebox ..... in.	44	49	49	49	49	52	52	54½	54½	55	55
Diam. of Breeching ..... in.	24	26	26	28	28	30	32	34	34	36	36
Diam. of Stack ..... in.	22	24	24	26	26	28	30	32	32	34	34
Min. Height of Stack ..... ft.	60	65	70	80	80	80	90	80	95	85	95
Diam. of Breeching, Two Boilers ..... in.	34	38	38	40	40	44	46	50	50	52	52
Diam. of Stack, Two Boilers ..... in.	30	34	34	36	36	40	42	46	46	48	48
Min. Height of Stack, Two Boilers ..... ft.	70	75	80	90	90	90	100	90	105	95	105
Size of Steam Opening ..... in.	6	8	8	8	8	8	8	8	10	10	10
Size of Return ..... in.	4	5	5	6	6	6	6	6	6	6	6
Size of Safety Valve ..... in.	2½	3	3	3	3½	4	4	2-2½	2-3	2-3	2-3
Height of Water-line ..... in.	76	83	83	87	87	90	90	96	96	97	97
Height Floor to Top of Shell ..... in.	89	98	98	101	101	107	107	113	113	115	115
Diam. and Length Direct Tubes ..... in. x in.	3x78	4x65	4x73	4x87	4x97	4x90	4x103	4x84	4x97	4x102	4x119
Diam. and Length Return Tubes ..... in. x in.	3x143	3x130	3x144	3x153	3x175	3x168	3x187	3x168	3x187	3x186	3x209
Distance Req. to Open Rear Flue Doors ..... in.	28	32	32	32	32	35	35	37	37	40	40

KEWANEE BOILER CORPORATION

Steel Heating Boilers, Tanks,
Garbage Burners and Radiators,
Power Boilers

MAIN OFFICE AND FACTORY
KEWANEE, ILL.

R. B. DICKSON
VICE PRESIDENT
CHARGE OF SALES

April 21, 1930.

Mr. Frank B. Stubbs,
American Radiator Company,
New York City.

Dear Mr. Stubbs:

In 1929 our records show that we sold the American Radiator Company 155 boilers. Of course, these were put in stock at Bayonne.

We think it advisable that you give Mr. Chalaire of Sullivan & Cromwell, the exact sales the American Radiator Company made in numbers of Type "C" boilers in 1929.

Yours truly,

KEWANEE BOILER CORPORATION

R B Dickson

Vice President
In Charge of Sales.

24642