PLAINTIFF'S EXHIBIT GP-197

MILFORD, VIRGINIA, JOINT CEMENT PLANT
AIRBORNE ASBESTOS DUST SURVEY

Date Sampled: May 7, 1975

Name	Location or Job Title	Time Weighted Average fiber/ml	Filter No.	Elapsed Time mins.	Individual Cou fiber/ml
	Wet Mix Operator	0.59	87	109	0.36
			79	98	2.07
			90	99	0.55
			82	163	0.13
	Dry Mixer	2.4	77	81	1.97
			94	58	1.46
			81	68	2.50
			91	90	3.66
			80	74	3.35
			86	40	3.48
			98	60	4.04
	Stacker	0.46	78	214	0.76
			95	259	0.21
	Lid Placer	1.3	85	203	1.46
			88	260	1.22
	Fork Truck Operator	0.24	76	408	0.26
			83	60	0.10
Area Samples	Warehouse		94	197	0.43
	Dry Blending		89	121	1.28
	Dry Blending		99	60	0.82
	Wet Mixer		92	95	0.68
	Office		97	35	0.13

Date:

ASBESTOS FIBER COUNT WORKSHEET

SAMPLE NO. 9-? BLANK

ELAPSED TIME (t) ___ mins.

FLOW RATE ___ l/min

VOLUME (V) ___ liters

FIELD AREA (a) ___ mm^2

BLANK COUNT (b) ___ fibers/field

FILTER AREA (A) 855 mm^2

AV. FIBER COUNT (f) .07 fibers/field



SUBTOTALS

TOTAL ___

Constant $k = \frac{A}{1000\ a}$

Fiber Concentration $(F) = \frac{k\ (f-b)}{V}$

Date: 1/

ASBESTOS FIBER COUNT WORKSHEET

SAMPLE NO. 96 Blank

ELAPSED TIME (t) — mins.

FLOW RATE 1/min

VOLUME (V) — liters

FIELD AREA (a) — mm^2

BLANK COUNT (b) fibers/field

FILTER AREA (A) 855 mm^2

AV. FIBER COUNT (f) .08 fibers/field



SUBTOTALS

TOTAL 8

Constant $k = \frac{A}{1000\ a}$

Fiber Concentration $(F) = \frac{k\ (f-b)}{V}$

AIRBORNE ASBESTOS FIBER SAMPLING

Plant Milford

Name ENVIRONMENT

Title —

Date 5-7-75

Pump Serial No. B-06-042

Sampled by George Fowler

Signature _____

LOCATION	Warehouse	DRY Blending AREA	DRY Blending AREA	WET Mix AREA	Office
FILTER NO.	84	89	99	92	illegible
FLOW: Pump Setting	6	6	1	1	1
Liter/min (R)	1.7	1.7	illegible		
TIME: On	7:27	10:44	12:45	1:45	3:50
Off	10:44	12:06 (12:05)	1:45	3:30	4:05
ELAPSED TIME (min) (t)	197	illegible	60	96	35
VOLUME, Liters (t x r)	335	illegible	illegible	illegible	illegible
REMARKS					
CONCENTRATION (F) fibers/ml	illegible	illegible	illegible	illegible	

Total Sample Time (T) _____ mins.

$$\text{Time Weight Av. Concentration} = \frac{(t_1F_1) + (t_2\ _2) + (t_3F_3) + \ldots}{T}$$

Date: [illegible]

ASBESTOS FIBER COUNT WORKSHEET

SAMPLE NO. 92

ELAPSED TIME (t) [illegible] mins.

FLOW RATE 1.7 l/min

VOLUME (V) [illegible] liters

FIELD AREA (a) [illegible] mm^2

BLANK COUNT (b) [illegible] fibers/field

FILTER AREA (A) 855 mm^2

AV. FIBER COUNT (f) [illegible] fibers/field

0	1	1	—	1	1
	2	2	—	—	—
	1	2	—	2	—
	2	—	—	—	1
	2	—	—	—	—
5	1	1	—	1	—
	—	—	—	—	1
	—	—	1	1	1
	—	—	—	1	1
	—	—	1	—	—
10	—	1	—	2	1
	1	—	—	1	1
	—	2	2	—	—
		1			
15	—	1	2	1	1
	1	—	—	—	2
	—	1	2	—	—
	—	1	1	—	—
20	1		—	—	1
SUBTOTALS	11	13	10	12	12

TOTAL [illegible]

Constant $k = \frac{A}{1000\ a}$

Fiber Concentration $(F) = \frac{k\ (f-b)}{V}$ [illegible]

Date: 5/[illegible]

ASBESTOS FIBER COUNT WORKSHEET

SAMPLE NO. [illegible]

ELAPSED TIME (t) _____ mins.

FLOW RATE [illegible] 1.7 1/min

VOLUME (V) [illegible] liters

FIELD AREA (a) .00[illegible] mm^2

BLANK COUNT (b) [illegible] fibers/field

FILTER AREA (A) 855 mm^2

AV. FIBER COUNT (f) [illegible] fibers/field



SUBTOTALS

TOTAL _____

Constant $k = \frac{A}{1000\ a}$

Fiber Concentration $(F) = \frac{k\ (f-b)}{V}$

Date: [illegible]

ASBESTOS FIBER COUNT WORKSHEET

SAMPLE NO. S4 — ELAPSED TIME (t) 177 mins.

FLOW RATE 1.7 l/min — VOLUME (V) [illegible] liters

FIELD AREA (a) _____ mm^2 — BLANK COUNT (b) [illegible] fibers/field

FILTER AREA (A) 855 mm^2 — AV. FIBER COUNT (f) .80 fibers/field

0	—	—	—	6	—
	—	1	2	1	—
	1	2	—	1	—
	1	—	2	1	—
	—	—	—	—	2
5	1	1	2	—	—
	—	1	2	—	1
	—	1	—	—	2
	1	1	—	2	2
	—	—	—	1	2
10	1	1	—	1	1
	—	1	—	2	2
	1	—	—	1	2
15	1	—	1	—	1
	1	—	1	2	2
	1	—	2	1	—
	2	—	—	1	—
20	1	—	2	—	1
SUBTOTALS	14	11	14	21	20

TOTAL _____

Constant $k = \frac{A}{1000\ a}$

Fiber Concentration $(F) = \frac{k\ (f-b)}{V}$ [illegible]

Date: /

ASBESTOS FIBER COUNT WORKSHEET

SAMPLE NO. 89

ELAPSED TIME (t) 12.1 mins.

FLOW RATE 1.7 l/min

VOLUME (V) 6. liters

FIELD AREA (a) .0032 mm^2

BLANK COUNT (b) .03 fibers/field

FILTER AREA (A) 855 mm^2

AV. FIBER COUNT (f) 1.41 fibers/field



SUBTOTALS 31 21 22 [illegible]

TOTAL 11[illegible]

Constant $k = \frac{A}{1000\ a}$

Fiber Concentration $(F) = \frac{k\ (f-b)}{V}$

[illegible] 1.28

Date: _____

ASBESTOS FIBER COUNT WORKSHEET

SAMPLE NO. 99 | ELAPSED TIME (t) 60 mins.

FLOW RATE 1.7 l/min | VOLUME (V) 100 liters

FIELD AREA (a) .00432 mm^2 | BLANK COUNT (b) .08 fibers/field

FILTER AREA (A) 855 mm^2 | AV. FIBER COUNT (f) .51 fibers/field

0	2	4	1	–	2
	1	–	–	1	1
	–	–	–	–	1
	1	–	–	–	–
	–	1	1	–	–
5	2	–	–	–	2
	1	1	–	1	–
	1	1	–	–	2
	–	1	–	1	–
	1	–	–	–	–
10	1	1	–	1	–
	–	–	–	–	1
	1	–	–	1	2
15	1	–	–	–	–
	–	–	–	–	–
	1	1	1	–	–
	1	1	–	–	–
20	–	1	1	–	1
SUBTOTALS	14	12	5	7	17	TOTAL 55

Constant $k = \frac{A}{1000\ a}$

Fiber Concentration $(F) = \frac{k\ (f-b)}{V}$ 19.65

AIRBORNE ASBESTOS FIBER SAMPLING

Plant Milford

Date 5-7-75

Name

Pump Serial No. B-08-0490

Title Wet-Mix operator

Sampled by George Fowler

Signature

LOCATION	wet mix	wet mix	wet mix		
[illegible] NO.	87	79	90	82	
FLOW: Pump Setting	6	6	6	6	
Liter/min (R)	1.7	1.7	1.7	1.7	
TIME: On	7:21	9:00	10:38	12:47	
Off	9:00	10:38	12:47	3:30	
ELAPSED TIME (min) (t)	109	98	99	16[illegible]	
VOLUME, Liters (t x r)	18[illegible]	[illegible]	[illegible]	[illegible]	
REMARKS			[illegible]		
CONCENTRATION (F) fibers/ml	0.3[illegible]	2.0[illegible]	[illegible]	[illegible]	

Total Sample Time (T) 469 mins.

$$\text{Time Weight Av. Concentration} = \frac{(t_1F_1) + (t_2\ _2) + (t_3F_3) + \ldots}{T}$$

$$= \frac{(109)(.3[illegible]) + (98)(2.0[illegible]) + (99)(.[illegible]) + 16[illegible]}{469}$$

$$= \frac{39 + 203 + 54 + [illegible]}{[illegible]} = [illegible]$$

Date: _____

ASBESTOS FIBER COUNT WORKSHEET

SAMPLE NO. 87

ELAPSED TIME (t) [illegible] mins.

FLOW RATE 1.7 l/min

VOLUME (V) [illegible] liters

FIELD AREA (a) [illegible] mm^2

BLANK COUNT (b) [illegible] fibers/field

FILTER AREA (A) 855 mm^2

AV. FIBER COUNT (f) .92 fibers/field

0	1	—	—	—	—
	—	1	—	—	—
	1	—	1	1	2
	—	—	1	1	—
	—	1	5	1	1
5	1	—	1	—	—
	—	1	1	—	—
	—	—	—	—	—
	1	—	—	1	—
	—	1	—	1	—
10	—	1	1	1	—
	—	2	—	1	1
	—	—	1	—	
15	—	—	—	—	1
	1	1	1	1	—
	—	—	—	—	—
	1	—	—	—	—
	—	—	1	—	—
20					
SUBTOTALS	6	10	13	[illegible]	5

TOTAL [illegible]

Constant $k = \frac{A}{1000\ a}$ = 19[illegible]

Fiber Concentration $(F) = \frac{k\ (f-b)}{V}$ 19[illegible] .36

Date: 5/1.1.

ASBESTOS FIBER COUNT WORKSHEET

SAMPLE NO. B2

ELAPSED TIME (t) 162 mins.

FLOW RATE 1.75 l/min

VOLUME (V) 2.77 liters

FIELD AREA (a) .00432 mm^2

BLANK COUNT (b) .05 fibers/field

FILTER AREA (A) 855 mm^2

AV. FIBER COUNT (f) .13 fibers/field

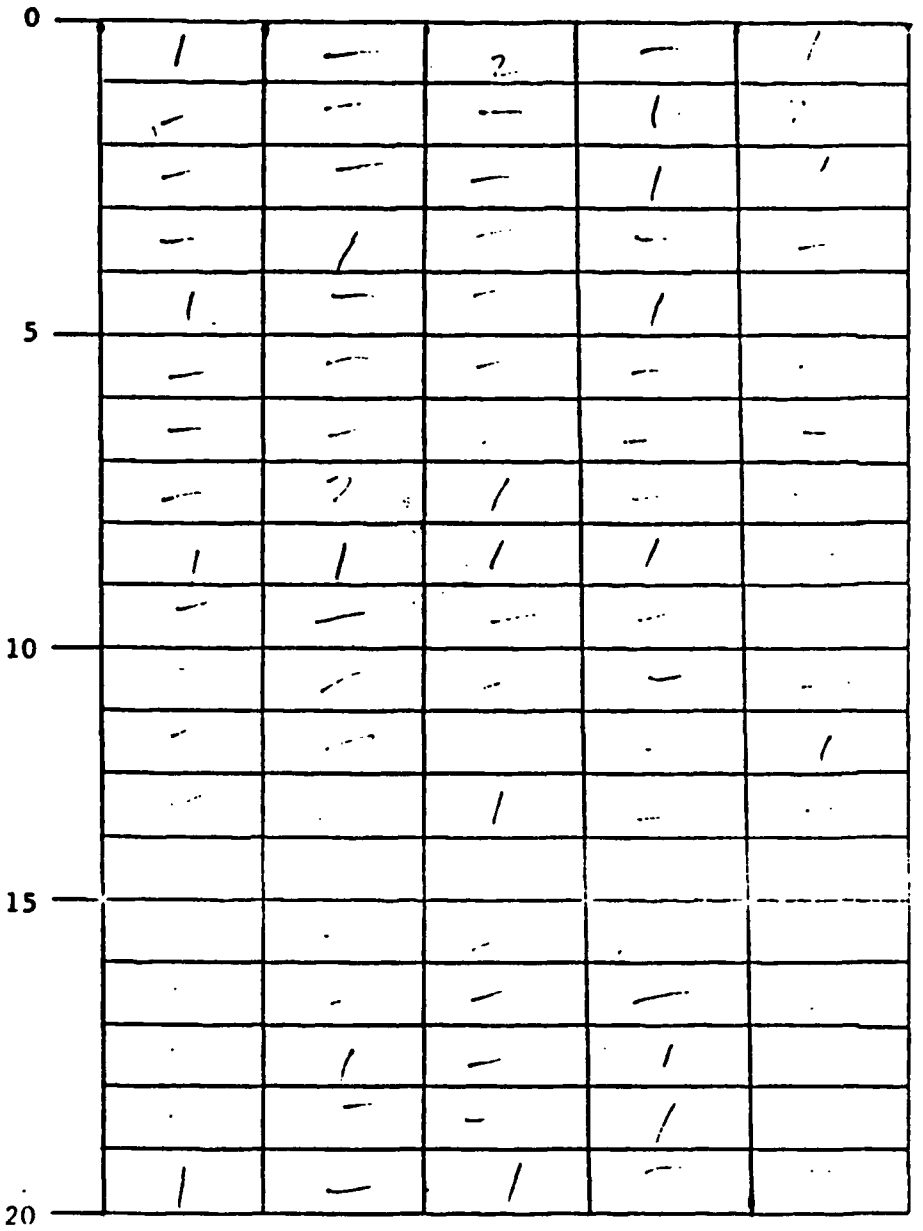

SUBTOTALS

TOTAL

Constant $k = \frac{A}{1000\ a}$ 197

Fiber Concentration $(F) = \frac{k\ (f-b)}{V}$ .13

Date: _____

ASBESTOS FIBER COUNT WORKSHEET

SAMPLE NO. 90 — ELAPSED TIME (t) 77 mins.

FLOW RATE 1.7 l/min — VOLUME (V) 1.6 liters

FIELD AREA (a) .00473 mm^2 — BLANK COUNT (b) .05 fibers/field

FILTER AREA (A) 855 mm^2 — AV. FIBER COUNT (f) .55 fibers/field

0	–	–	3	1	–
	–	–	–	1	1
	–	2	–	1	1
	–	2	–	1	–
	–	–	1	1	–
5	–	1	1	–	1
	–	–	1	–	
	1	1	1	1	1
	1	–	–	–	
	–	2	–	–	1
10	–	–	1	–	1
	1	–	–	1	1
	2	1	–	–	
		1			
15	2	–	–	1	
	–	–	–	–	
	–	1	1	1	1
	1	–	1	–	1
	–	2	1	–	
20					
SUBTOTALS	8	13	12	9	13

TOTAL 55

Constant k = $\frac{A}{1000\ a}$ 181

Fiber Concentration (F) = $\frac{k\ (f-b)}{V}$: 181 · .5 / 1.6 = 1.55

Date: 5/[illegible]

ASBESTOS FIBER COUNT WORKSHEET

SAMPLE NO. 79

ELAPSED TIME (t) [illegible] mins.

FLOW RATE [illegible] 1.7 l/min

VOLUME (V) 167 liters

FIELD AREA (a) .00421 mm^2

BLANK COUNT (b) _____ fibers/field

FILTER AREA (A) 855 mm^2

AV. FIBER COUNT (f) 1.53 fibers/field

0	—	1	2		
	2	1	2		
	1	2	1		
	1	1	3		
	2	1	1		
5	1	1	3		
	—	3	—		
	2	2	—		
	5	2	1		
	1	1	4		
10	1	1	3		
	2	—	—		
	1	1	3		
15	2	2	1		
	1	1	—		
	—	3	—		
	4	2	—		
20	—	2	1		
SUBTOTALS	41	36	27		TOTAL 104

Constant $k = \frac{A}{1000\ a}$ 1.9

Fiber Concentration $(F) = \frac{k\ (f-b)}{V}$ [illegible] .07

AIRBORNE ASBESTOS FIBER SAMPLING

Plant Milford

Date 5-7-75

Name

Pump Serial No. B-06-0165

Title Lid-placer

Sampled by George Fowler

Signature George Fowler

LOCATION	Lid Placer	Lid Placer			
FILTER NO.	85	88			
FLOW: Pump Setting	6	6			
Liter/min (R)	2.0	2.0			
TIME: On	7:17	10:40			
Off	10:40	3:30			
ELAPSED TIME (min) (t)	203	260			
VOLUME, Liters (t x r)	4[illegible]	5[illegible]			
REMARKS	Using FACE MASK	Pump off 30 minutes for lunch 12 [illegible]			
CONCENTRATION (F) fibers/ml	1.[illegible]	1.			

Total Sample Time (T) 462 mins.

$$\text{Time Weight Av. Concentration} = \frac{(t_1F_1) + (t_2\ _2) + (t_3F_3) + \ldots}{T}$$

$$\frac{203(1.[illegible]) + (260[illegible])}{462}$$ [illegible] 1.[illegible]

Date: _____

ASBESTOS FIBER COUNT WORKSHEET

SAMPLE NO. [illegible] 85

ELAPSED TIME (t) [illegible] mins.

FLOW RATE [illegible] 2.0 1/min

VOLUME (V) [illegible] liters

FIELD AREA (a) [illegible] mm^2

BLANK COUNT (b) [illegible] fibers/field

FILTER AREA (A) 855 mm^2

AV. FIBER COUNT (f) [illegible] fibers/field

0	6	9			
	2	2			
	5	4			
	1	3			
	2	1			
5	3	1			
	1	6			
	1	2			
	3	2			
	2	6			
10	2	5			
	2	[illegible]			
	[illegible]	[illegible]			
15	5	4			
	2	2			
	3	4			
	4	6			
	6	3			
20					
SUBTOTALS	52	71			TOTAL [illegible]

Constant $k = \frac{A}{1000\ a}$

Fiber Concentration $(F) = \frac{k\ (f-b)}{V}$

Date: [illegible]

ASBESTOS FIBER COUNT WORKSHEET

SAMPLE NO. [illegible]

ELAPSED TIME (t) [illegible] mins.

FLOW RATE 2.0 l/min

VOLUME (V) [illegible] liters

FIELD AREA (a) [illegible] mm^2

BLANK COUNT (b) [illegible] fibers/field

FILTER AREA (A) 855 mm^2

AV. FIBER COUNT (f) [illegible] fibers/field

0	5	3			
	3	2			
	3	5			
	5	4			
	2	4			
5	2	4			
	3	3			
	3	2			
	4	2			
	3	6			
10	4	3			
	3	—			
	5	2			
15	4	3			
	3	2			
	3	4			
	2	2			
20	4	4			
SUBTOTALS	66	65			TOTAL 131

Constant k = $\frac{A}{1000\ a}$ = 1.9

Fiber Concentration (F) = $\frac{k\ (f-b)}{V}$ = [illegible] = 1.3

AIRBORNE ASBESTOS FIBER SAMPLING

Plant Milford

Date 5-7-75

Name

Pump Serial No. B-06-0222

Title Fork truck operator

Sampled by George Fowler

Signature George Fowler

LOCATION	Wharehouse Fork Truck	Wharehouse Fork Truck			
FILTER NO.	76	83			
FLOW: Pump Setting	6	6			
Liter/min (R)	1.1	1.[illegible]			
TIME: On	7:12	2:30			
Off	2:30	3:30			
ELAPSED TIME (min) (t)	408	60			
VOLUME, Liters (t x r)	693	102			
REMARKS	Pump off 30 minutes for lunch 11 to 12:30				
CONCENTRATION (F) fibers/ml	.2[illegible]	.1[illegible]			

Total Sample Time (T) 468 mins.

$$\text{Time Weight Av. Concentration} = \frac{(t_1F_1) + (t_2\ _2) + (t_3F_3) + \ldots}{T}$$

(408)(.26) 60

468

[illegible]

[illegible]

Date: 5/1/[illegible]

ASBESTOS FIBER COUNT WORKSHEET

SAMPLE NO. 76

ELAPSED TIME (t) [illegible] mins.

FLOW RATE [illegible] 1.7 1/min

VOLUME (V) [illegible] liters

FIELD AREA (a) .00[illegible] mm^2

BLANK COUNT (b) [illegible] fibers/field

FILTER AREA (A) 855 mm^2

AV. FIBER COUNT (f) .[illegible]7 fibers/field

0	3	2	/	1	—
	—	1	2	1	—
	1	—	2	1	[illegible]
	1	2	2	1	—
	—	1	4	1	[illegible]
5	[illegible]	—	1	—	—
	1	—	1	—	—
	1	2	—	1	[illegible]
	1	3	—	—	1
	[illegible]	—	—	[illegible]	1
10	1	1	1	[illegible]	[illegible]
	—	—	2	1	[illegible]
	1	[illegible]	[illegible]	[illegible]	—
15	—	—	1	1	
	1	—	1	1	[illegible]
	[illegible]	—	1	1	—
	1	2	—	—	1
20	[illegible]	1	1	—	[illegible]
SUBTOTALS		19	21	[illegible]	[illegible]

TOTAL [illegible]

Constant k = $\frac{A}{1000\ a}$ ([illegible])

Fiber Concentration (F) = $\frac{k\ (f-b)}{V}$ = [illegible] 1.21

Date: 2/

ASBESTOS FIBER COUNT WORKSHEET

SAMPLE NO. 83

ELAPSED TIME (t) _____ mins.

FLOW RATE 17 l/min

VOLUME (V) 100 liters

FIELD AREA (a) _____ mm^2

BLANK COUNT (b) _____ fibers/field

FILTER AREA (A) 855 mm^2

AV. FIBER COUNT (f) .17 fibers/field



SUBTOTALS

TOTAL 17

Constant $k = \frac{A}{1000\ a}$

Fiber Concentration $(F) = \frac{k\ (f-b)}{V}$

AIRBORNE ASBESTOS FIBER SAMPLING

Plant Milford

Name [redacted] N

Title STACKER operator

Date 5-7-75

Pump Serial No. B-06-0305

Sampled by George Fowler

Signature George Fowler

LOCATION	STACKER	STACKER			
Sample No.	78	95			
FLOW: Pump Setting	6	6			
Liter/min (R)	1.5	1.5			
TIME: On	7.07	10:41			
Off	10:41	3:30			
ELAPSED TIME (min) (t)	214	257			
VOLUME, Liters (t x r)	385	466			
REMARKS		[illegible]			
CONCENTRATION (F) fibers/ml					

Total Sample Time (T) 471 mins.

$$\text{Time Weight Av. Concentration} = \frac{(t_1F_1) + (t_2\ _2) + (t_3F_3) + \ldots}{T}$$

.76([illegible]) + ([illegible])

[illegible]

[illegible]

Date: 5/[illegible]

ASBESTOS FIBER COUNT WORKSHEET

SAMPLE NO. [illegible]95

ELAPSED TIME (t) [illegible] mins.

FLOW RATE [illegible] 1.8 l/min

VOLUME (V) [illegible] liters

FIELD AREA (a) [illegible] mm^2

BLANK COUNT (b) [illegible] fibers/field

FILTER AREA (A) 855 mm^2

AV. FIBER COUNT (f) [illegible] fibers/field

0	1	—	1	2	—
	—	—	—	—	—
	—	—	—	1	1
	—	1	—	1	
	—	—	1	2	1
5	1	—	—	2	1
	1	1	2	1	—
	1	1	—	—	1
	—	—	—	—	—
	—	—	—	—	
10	—	2	—	2	
	—	1	—	1	
	—	—	2	—	1
15	1	—			
	—	—	1	—	—
	—	—	1	—	—
	—	—	—	—	—
20	—	3	2	1	2
SUBTOTALS	2	10	12	11	7

TOTAL [illegible]

Constant $k = \frac{A}{1000\ a}$ 1.71

Fiber Concentration $(F) = \frac{k\ (f-b)}{V}$ [illegible] .21

Date: [illegible]

ASBESTOS FIBER COUNT WORKSHEET

SAMPLE NO. [illegible] 78

ELAPSED TIME (t) [illegible] mins.

FLOW RATE [illegible] 1.8 l/min

VOLUME (V) [illegible] liters

FIELD AREA (a) [illegible] mm²

BLANK COUNT (b) [illegible] fibers/field

FILTER AREA (A) 855 mm²

AV. FIBER COUNT (f) 1.56 fibers/field

0	2	15	2	1	2
	1	5	1	1	—
	2	1	—	2	—
	1	1	9	—	2
	1	2	2	2	2
5	3	1	1	—	1
	2	2	2	2	1
	2	9	1	2	2
	1	2	—	1	2
	—	2	1	—	2
10	1	2	—	—	2
	2	—	1	1	1
	2	1	—	1	—
15	3	1	—	2	1
	—	1	1	—	1
	1	1	2	1	1
	1	3	1	2	—
20	2	2	2	2	1
SUBTOTALS	31	40	23	12	2

TOTAL 108

Constant k = $\frac{A}{1000\ a}$ [illegible]

Fiber Concentration (F) = $\frac{k\ (f-b)}{V}$ [illegible]

AIRBORNE ASBESTOS FIBER SAMPLING

Plant Milford

Name

Title Dry mix operator

Date 5-7-75

Pump Serial No. B-06-0444

Sampled by George Fowler

Signature George Fowler

LOCATION	DRY mixer	DRY mixer	DRY mixer	DRY mixer	DRY mixe
FILTER NO.	77	44	81	91	80
FLOW: Pump Setting	6	6	6	6	6
Liter/min (R)	1.75				
TIME: On	7:09	8:30	9:28	10:36	12:36
Off	8:30	9:28	10:36	12:36	1:50
ELAPSED TIME (min) (t)				90	
VOLUME, Liters (t x r)					
REMARKS	USED FACE MASK DURING THE TIME RAW MATERIALS ARE BEING DUMPED				
CONCENTRATION (F) fibers/ml					

Total Sample Time (T) 471 mins.

Time Weight Av. Concentration = $\frac{(t_1F_1) + (t_2\ _2) + (t_3F_3) + \ldots}{T}$

(81)(1.97) + 58(1.40) + 6[illegible]

471

160 + 55 + 170 + [illegible]

AIRBORNE ASBESTOS FIBER SAMPLING

Plant Milford

Name

Title Dry-mix operator

Date 5-7-75

Pump Serial No. B-06-0444

Sampled by George Fisher

Signature George Fisher

LOCATION	Dry mixer	Dry mixer			
FILTER NO.	86	98			
FLOW: Pump Setting	6	6			
Liter/min (R)	1.75				
TIME: On	1:50	2:30			
Off	2:30	3:30			
ELAPSED TIME (min) (t)	40	60			
VOLUME, Liters (t x r)	70	105			
REMARKS					
CONCENTRATION (F) fibers/ml	3.1	4.1			

Total Sample Time (T) _____ mins.

$$\text{Time Weight Av. Concentration} = \frac{(t_1F_1) + (t_2 \_2) + (t_3F_3) + \ldots}{T}$$

Date: 15

ASBESTOS FIBER COUNT WORKSHEET

SAMPLE NO. [illegible]

ELAPSED TIME (t) 1 mins.

FLOW RATE [illegible] l/min

VOLUME (V) [illegible] liters

FIELD AREA (a) [illegible] mm^2

BLANK COUNT (b) [illegible] fibers/field

FILTER AREA (A) 855 mm^2

AV. FIBER COUNT (f) [illegible] fibers/field

0	4	1	1	[illegible]	
	[illegible]	3	1	1	
	2	3	[illegible]	1	
	1	1	1	[illegible]	
	—	5	1	[illegible]	
5	1	1	1	[illegible]	
	—	3	—	1	
	[illegible]	3	1	1	
	3	1	[illegible]	[illegible]	
	—	1	1	[illegible]	
10	[illegible]	[illegible]	[illegible]		
	4	1	—		
	—	[illegible]	[illegible]		
15	[illegible]	[illegible]	[illegible]		
	1	[illegible]	[illegible]		
	—	—	1		
	2	[illegible]	[illegible]		
20	—	—	[illegible]		
SUBTOTALS	[illegible]	[illegible]	[illegible]		TOTAL

Constant $k = \frac{A}{1000\ a}$ [illegible]

Fiber Concentration $(F) = \frac{k\ (f-b)}{V}$ [illegible]

Date: _____

ASBESTOS FIBER COUNT WORKSHEET

SAMPLE NO. 94 — ELAPSED TIME (t) _____ mins.

FLOW RATE 1.75 1/min — VOLUME (V) 102 liters

FIELD AREA (a) .0043 mm² — BLANK COUNT (b) _____ fibers/field

FILTER AREA (A) 855 mm² — AV. FIBER COUNT (f) _____ fibers/field

0	3	—	2	1	1
	—	—	1	1	1
	1	1	—	2	1
	—	2	—	—	1
	—	2	2	2	1
5	—	—	2	—	—
	2	—	—	1	—
	1	1	1	1	1
	1	—	—	—	—
	—	1	—	—	—
10	1	1	—	1	—
	1	—	2	1	—
	1	—	1	—	2
	1	1	1		
15	2	1	1	1	—
	2	1	—	1	1
	—	—	—	1	1
	—	2	2	1	1
20	—	2	3	—	2
SUBTOTALS	17	15	18	17	14

TOTAL _____

Constant $k = \frac{A}{1000\ a}$ 1

Fiber Concentration $(F) = \frac{k\ (f-b)}{V}$ 1.46

Date: [illegible]

ASBESTOS FIBER COUNT WORKSHEET

SAMPLE NO. [illegible] 81

ELAPSED TIME (t) [illegible] mins.

FLOW RATE [illegible] 1/min

VOLUME (V) [illegible] liters

FIELD AREA (a) [illegible] mm^2

BLANK COUNT (b) [illegible] fibers/field

FILTER AREA (A) 855 mm^2

AV. FIBER COUNT (f) [illegible] fibers/field

0	2	2	4	1	
	1	-	3	2	
	1	1	—	2	
	2	—	3	—	
	3	1	4	1	
5	1	1	1	1	
	1	1	-	1	
	3	—	—	1	
	2	1	1	2	
	2	3	1	1	
10	1	1	-	4	
	1	1	2	1	
	1	-	3	2	
		1			
15	1	3	2		
	5	3	—	1	
	—	5	2	3	
	1	1	1	3	
20	2	1	4	2	
SUBTOTALS	55	27	32	34	TOTAL [illegible]

Constant k = $\frac{A}{1000\ a}$ [illegible]

Fiber Concentration (F) = $\frac{k\ (f-b)}{V}$ [illegible] = [illegible]

Date: _____

ASBESTOS FIBER COUNT WORKSHEET

SAMPLE NO. 21 | ELAPSED TIME (t) _____ mins.

FLOW RATE _____ l/min | VOLUME (V) _____ liters

FIELD AREA (a) _____ mm^2 | BLANK COUNT (b) _____ fibers/field

FILTER AREA (A) 855 mm^2 | AV. FIBER COUNT (f) _____ fibers/field

0					
5					
10					
15					
20					
SUBTOTALS					TOTAL _____

Constant $k = \frac{A}{1000\ a}$

Fiber Concentration $(F) = \frac{k\ (f-b)}{V}$

Date: _____

ASBESTOS FIBER COUNT WORKSHEET

SAMPLE NO. 80

ELAPSED TIME (t) [illegible] mins.

FLOW RATE [illegible] l/min

VOLUME (V) [illegible] liters

FIELD AREA (a) [illegible] mm^2

BLANK COUNT (b) [illegible] fibers/field

FILTER AREA (A) 855 mm^2

AV. FIBER COUNT (f) [illegible] fibers/field

0	5	—	4		
	3	2	1		
	5	2	2		
	2	2	3		
	3	2	2		
5	1	2	5		
	1	2	3		
	—	—	1		
	4	—	5		
	1	2	5		
10	1	1	1		
	6	4	2		
	5	2	1		
15	3	—	1		
	6	5	4		
	2	—	1		
	3	—	4		
	3	1	1		
20					
SUBTOTALS	54	34	49		

TOTAL [illegible]

Constant $k = \frac{A}{1000\ a}$ [illegible]

Fiber Concentration $(F) = \frac{k\ (f-b)}{V}$ [illegible]

Date: _____

ASBESTOS FIBER COUNT WORKSHEET

SAMPLE NO. [illegible] ELAPSED TIME (t) [illegible] mins.

FLOW RATE [illegible] 1.71 l/min VOLUME (V) [illegible] liters

FIELD AREA (a) .009432 mm^2 BLANK COUNT (b) [illegible] fibers/field

FILTER AREA (A) 855 mm^2 AV. FIBER COUNT (f) [illegible] fibers/field

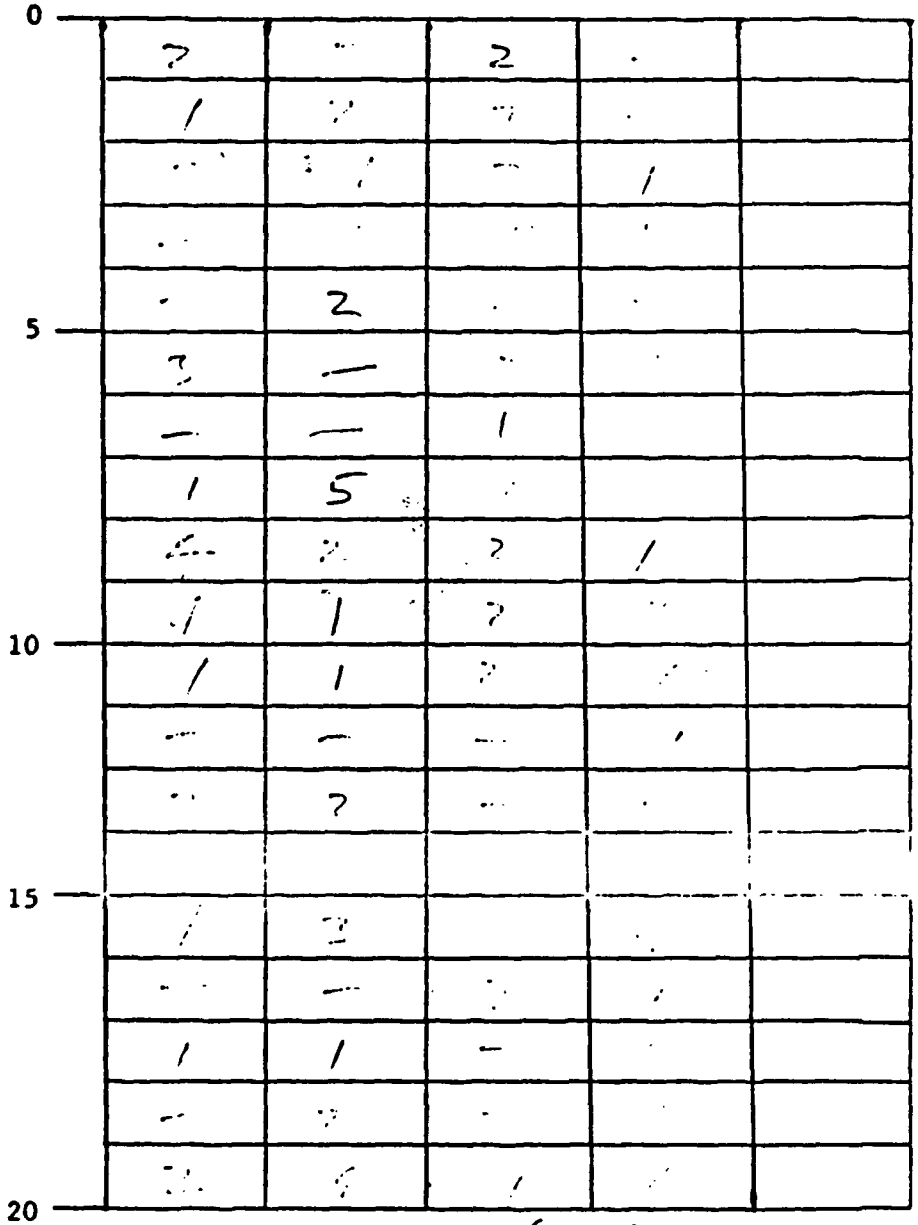

SUBTOTALS [illegible] TOTAL _____

Constant k = $\frac{A}{1000\ a}$ = [illegible]

Fiber Concentration (F) = $\frac{k\ (f-b)}{V}$ = [illegible] 1.31 / 10

Date: _____

ASBESTOS FIBER COUNT WORKSHEET

SAMPLE NO. 93 — ELAPSED TIME (t) 1[illegible] mins.

FLOW RATE 1.75 l/min — VOLUME (V) 1[illegible] liters

FIELD AREA (a) [illegible] mm^2 — BLANK COUNT (b) [illegible] fibers/field

FILTER AREA (A) 855 mm^2 — AV. FIBER COUNT (f) 2.[illegible] fibers/field

0	3	2	2		
	0	5	1		
	3	3	2		
	4	2	3		
	1	3	4		
5	1	1	2		
	1	2	2		
	3	2	4		
	2	3	4		
	3	1	2		
10	4	2	1		
	1	1	2		
	3	2	2		
	1	1			
15	2	4	2		
	3	4	1		
	—	6	2		
	3	—	1		
20	1	4	2		
SUBTOTALS	42	48	43		TOTAL [illegible]

Constant $k = \frac{A}{1000\ a}$ [illegible]

Fiber Concentration $(F) = \frac{k\ (f-b)}{V}$ [illegible]

U.S. DEPARTMENT OF LABOR
Occupational Safety and Health Administration

CSHO NO.	OSHA-1 NO	FY
T-2710	183	76
AREA 0280	REGION 04	

1.

TO:
2. Georgia Pacific Corporation
P. O. Box 776
Marietta, Georgia, 30060

NOTIFICATION OF FAILURE TO CORRECT ALLEGED VIOLATION AND OF PROPOSED ADDITIONAL PENALTY

On the 3. 7th day of August, 19 75, Citation(s) was (were) issued to you in accordance with the provisions of section 9(a) of the Occupational Safety and Health Act of 1970 (84 Stat. 1601; 29 U.S.C. 651, *et seq.*), hereinafter referred to as the Act, notifying you of certain alleged violations of the Act and the dates by which they were to be corrected.

Based upon reinspection conducted on 4. October 16, 1975, it is alleged that you have failed to correct the alleged violations specified below within the times prescribed:

5. SERIOUS VIOLATIONS:

5A. Citation No.	5B. Number of Days Failed to Correct	X	5C. Proposed Daily Additional Penalty	=	5D. Proposed Total Additional Penalty For Failure To Correct

6. NONSERIOUS VIOLATIONS:

6A. Citation No. and Item No.	6B. Number of Days Failed to Correct	X	6C. Proposed Daily Additional Penalty	=	6D. Proposed Total Daily Additional Penalty	-	6E. Previously Allowed Abatement Credit	=	6F. Proposed Total Additional Penalty For Failure to Correct
1, Item 3	9		$25.00		$225.00		None		$225.00
Item 4	10		$18.50		$185.00		None		$185.00
								Total	$410.00

7. Area Director Joseph L. Camp

8. Date October 22, 1975

(NOTICE: Additional Important Information On Reverse Side)

Form OSHA-1
Rev. Sept. 1972

U.S. DEPARTMENT OF LABOR
Occupational Safety and Health Administration

CSHO NO.	OSHA-1 NO.	FY
T-2710	183	7[illegible]
AREA 0280	REGION 04	

1.

TO:
2. Georgia Pacific Corporation
P. O. Box 7[illegible]6
Marietta, Georgia, 30060

NOTIFICATION OF FAILURE TO CORRECT ALLEGED VIOLATION AND OF PROPOSED ADDITIONAL PENALTY

On the 3. 7th day of August, 19 75, citation(s) was (were) issued to you in accordance with the provisions of section 9(a) of the Occupational Safety and Health Act of 1970 (84 Stat. 1601; 29 U.S.C. 651, *et seq.*), hereinafter referred to as the Act, notifying you of alleged violations of the Act and the dates by which they were to be corrected.

On the basis of the information available upon reinspection conducted on October 16, 1975, it is alleged that you have failed to correct the alleged violations specified below within the times prescribed:

5. SERIOUS VIOLATIONS:

Citation or No.	5B. Number of Days Failed to Correct	X	5C. Proposed Daily Additional Penalty	=	5D. Proposed Total Additional Penalty For Failure To Correct

6. NONSERIOUS VIOLATIONS:

Citation No. and Item No.	6B. Number of Days Failed to Correct	X	6C. Proposed Daily Additional Penalty	=	6D. Proposed Total Daily Additional Penalty	-	6E. Previously Allowed Abatement Credit	6F. Proposed Total Additional Penalty For Failure to Correct
1, Item 3	9		$25.00		$225.00		None	$225.00
Item 4	10		$18.50		$185.00		None	$185.00
							Total	$410.00

7. Area Director Joseph L. Camp 8. Date October 22 19 75

(NOTICE: Additional Important Information On Reverse Side)

Form OSHA-3A
Rev. Sept. 1972

Georgia-Pacific

intracompany memo

to	* See Below	location	
from	G. E. Wilson	location	Portland
subject	Asbestos	date	October 23, 1975

COPY

As you are all aware, we find ourselves in a position of being legislated out of the use of asbestos in joint cement. The question at this time is not if it will happen, but when, as all signs are definite that levels will be established too low for us to live with.

With this in mind, one if not our major priority in joint cement at this time is to develop a Ready-Mix that does not contain asbestos. We want to do this as soon as possible but at the same time want to take an orderly approach so that we do not get ourselves into a major catastrophe.

You can be of great assistance by fully cooperating with the product development people in formula changes and field trials, making sure that when material is sent out it is followed and we get accurate readings on performance. In view of the program, I would also remind you that you should maintain close control of your asbestos inventory so that we do not find ourselves in a position of writing off large quantities that are no longer useable.

G. E. W.

GEW:jb

* TO: Messrs. K. W. Brown - Acme
I. F. Weibel - Akron, N. Y.
M. A. Palmowski - Chicago J. S. Plant
R. V. Favero - Marietta
H. W. Scharf - Milford

cc: Messrs. E. B. Hollingsworth - Wilmington, Del. - Gypsum
T. W. Richards - Tigard Lab
C. W. Lehnert - Tigard Lab
E. L. Aasen

RECEIVED

OCT 24 1975