ppm Wet Weight Basis

Two Year Chronic Oral Toxicity Study Of Aroclor In Albino Rats

		3 Mo. Sacrifice						12 Mo. Sacrifice			24 Mo. Sacrifice					
		1 ppm		10 ppm		100 ppm		1 ppm	10 ppm	100 ppm	1 ppm		10 ppm		100 ppm	
		♂	♀	♂	♀	♂	♀	Composite ♂ ♀	Composite ♂ ♀	Composite ♂ ♀	♂	♀	♂	♀	♂	♀
1.) Aroclor 1242	Muscle	0.4	1	0.7	2	4	6	1	6	33	3	0.7	19	8	44	101
	Kidney	0.2	3) 2	0.5	0.3	0.8	0.9	2)								
	Liver	0.1	0.1	0.2	0.3	0.9	0.9	0.2	0.6	5	0.4	0.6	1	1	4	6
	Fat	5	6	12	12	44	75	7	30	144	5	8	40	46	215	226
Aroclor 1254	Muscle	2	1	8	8	31	62	2	131	94	16	10	107	90	320	384
	Kidney	0.2	0.2	1	1	5	8	2.)								
	Liver	0.1	0.1	1	1	18	12	0.4	23	24	2	0.5	5	8	77	189
	Fat	8	3	84	66	306	2111	19	632	794	45	45	305	324	1510	1536
Aroclor 1260	Muscle	9	2	6	11	11	10	8	50	419	16	14	134	97	1054	516
	Kidney	0.1	0.5	1	4	14	18	2.)								
	Liver	0.2	—	1	2	18	19	1	3	53	0.7	1	4	6	130	84
	Fat	—	28	110	724	366	599	56	224	2000	53	46	267	328	4201	4693

1.) Calculated as Aroclor 1254
2.) Eliminated, per review 5-11-71
3.) Aroclor 1260

DSW 321465

STLCOPCB4073116

ppm Lipid Weight Basis

Two Year Chronic Oral Toxicity Study Of Aroclor In Albino Rats

		3 Mo. Sacrifice						12 Mo. Sacrifice			24 Mo. Sacrifice					
		1 ppm		10 ppm		100 ppm		1 ppm	10 ppm	100 ppm	1 ppm		10 ppm		100 ppm	
		♂	♀	♂	♀	♂	♀	Composite ♂ ♀	Composite ♂ ♀	Composite ♂ ♀	♂	♀	♂	♀	♂	♀
1.) Aroclor 1242	Muscle	5	10	13	18	64	89	6	38	236	8	2	109	39	189	289
	Kidney	7	3) 72	21	16	41	40	2.)								
	Liver	10	12	20	31	82	72	16	40	241	18	19	64	39	233	234
	Fat	6	6	13	13	53	81	8	32	151	6	12	47	47	219	235
Aroclor 1254	Muscle	9	12	85	107	486	1026	11	721	1092	84	46	339	439	1671	2658
	Kidney	11	12	54	41	233	323	2)								
	Liver	15	20	108	122	3239	1137	24	914	869	105	59	270	344	1810	10614
	Fat	8	3	86	66	329	2363	19	688	860	59	51	341	356	2037	1752
Aroclor 1260	Muscle	98	16	44	76	137	156	47	259	2247	47	42	453	419	7043	3266
	Kidney	7	22	66	142	606	831	2)								
	Liver	20	—	112	93	1539	1815	50	189	1752	55	56	335	549	7034	5587
	Fat	—	32	138	760	1060	672	60	262	2143	75	50	334	374	4700	5420

1.) Calculated as Aroclor 1254
2.) Eliminated, per review 5-11-71
3.) Aroclor 1260

DSW 321466

STLCOPCB4073117

Two Year Chronic Oral Toxicity Study of Aroclor in Albino Rats

PCB Tissue Storage Level as a Function of Exposure Period and Level

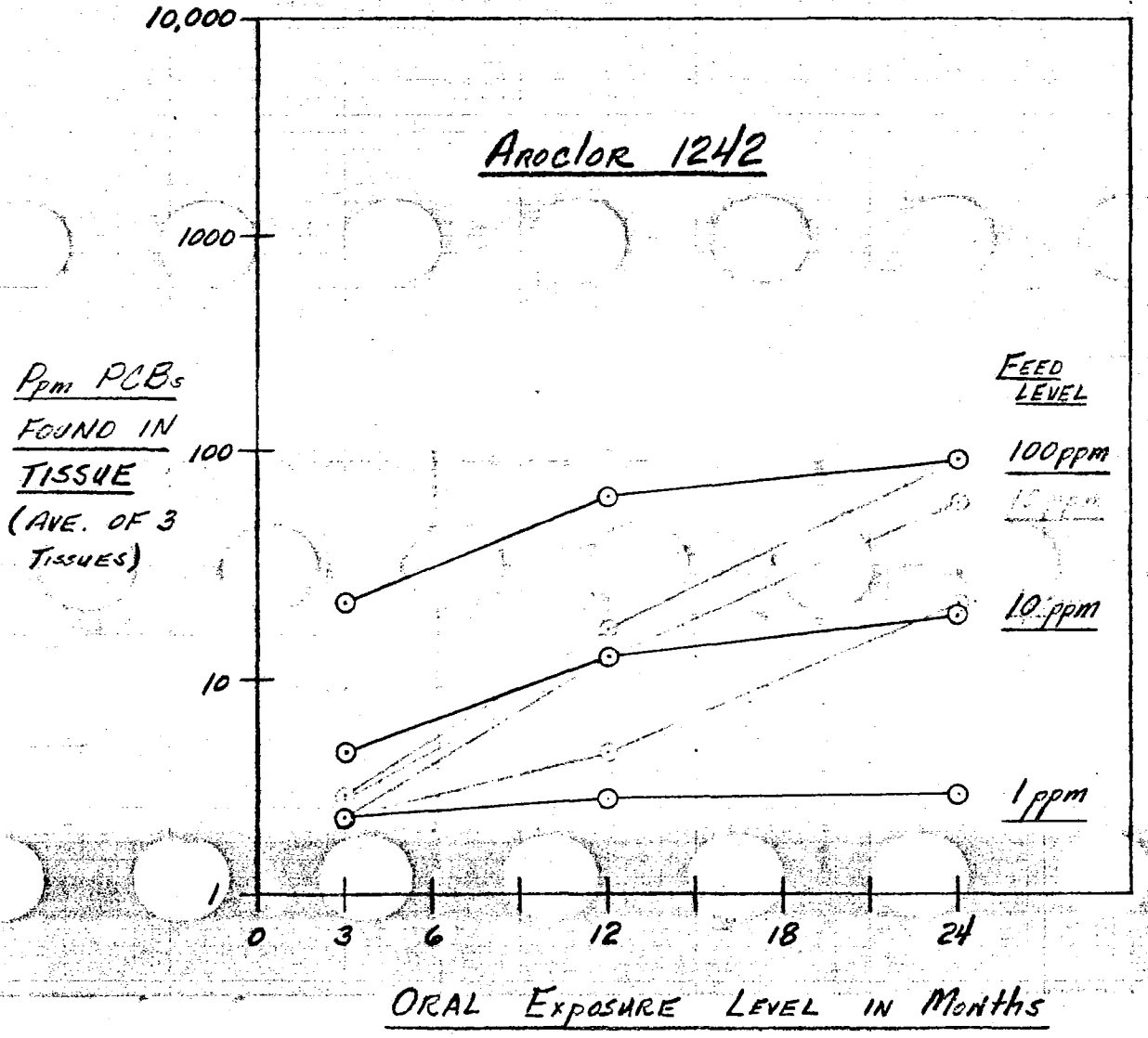

DSW 321467

Two Year Chronic Oral Toxicity Study of Aroclor in Albino Rats

PCB Tissue Storage Level as a Function of Exposure Period and Level

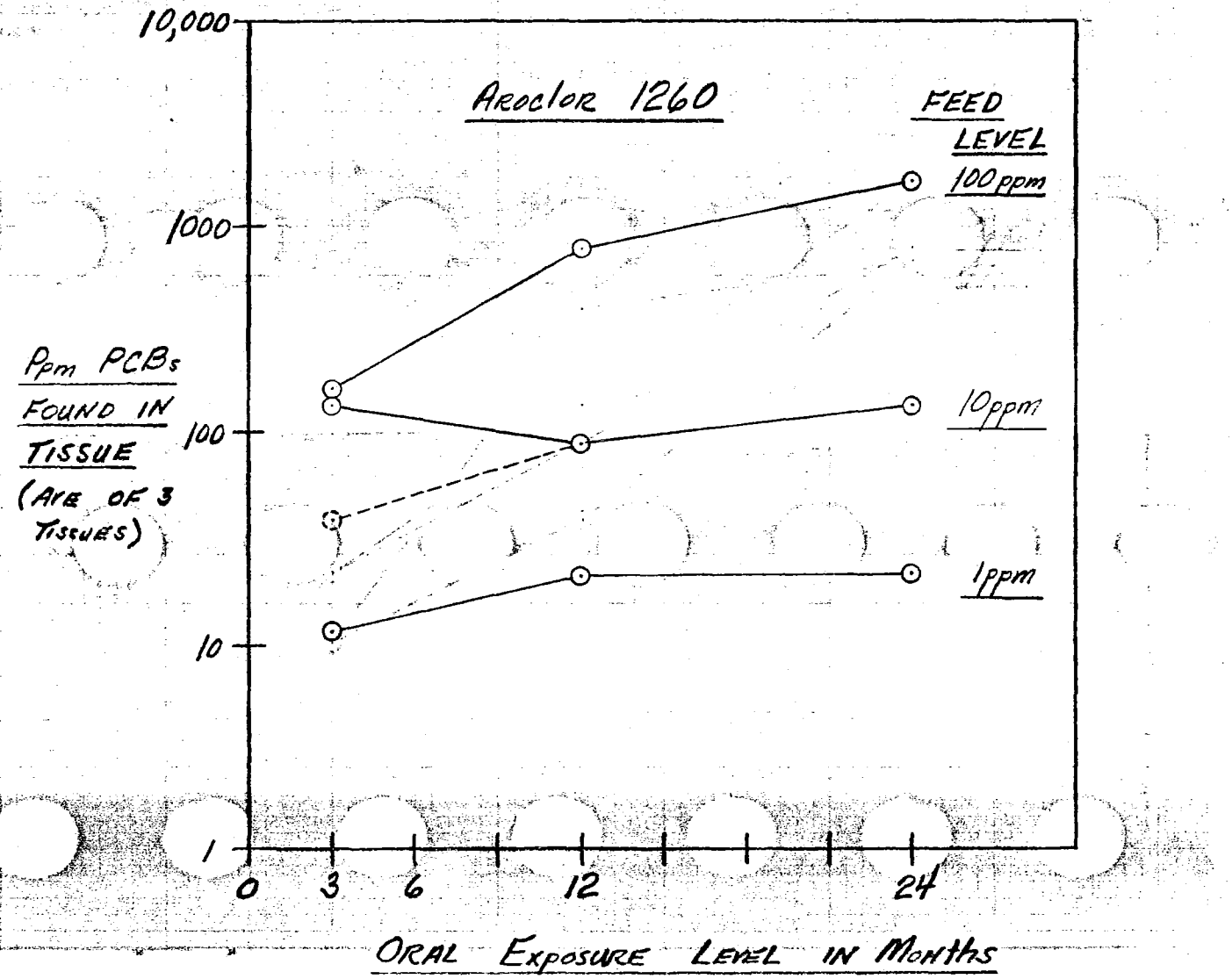

DSW 321468

Two Year Chronic Oral Toxicity Study of Aroclor in Albino Rats

PCB Tissue Storage Level as a Function of Aroclor and Oral Exposure Level

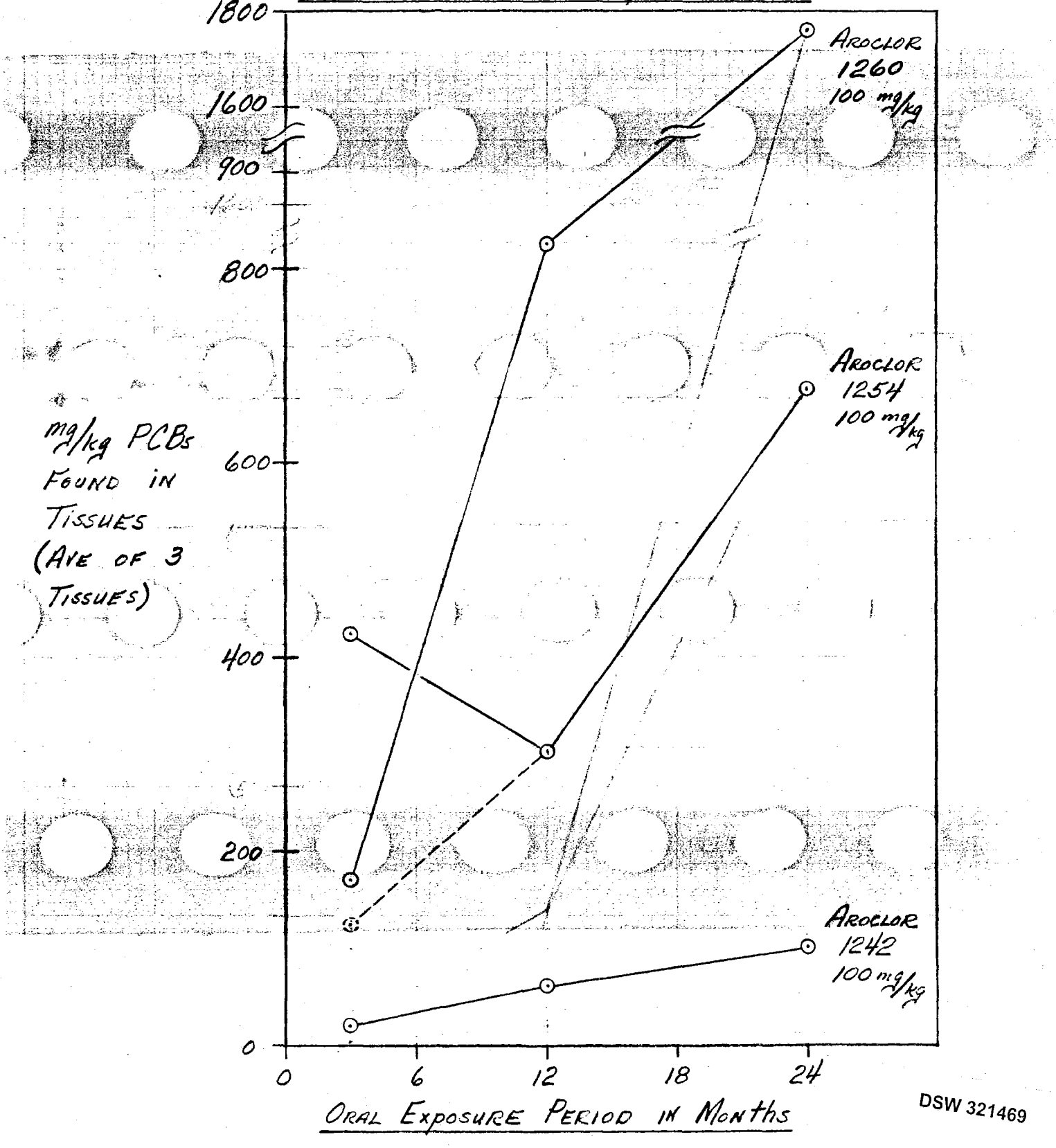

DSW 321469

STLCOPCB4073120

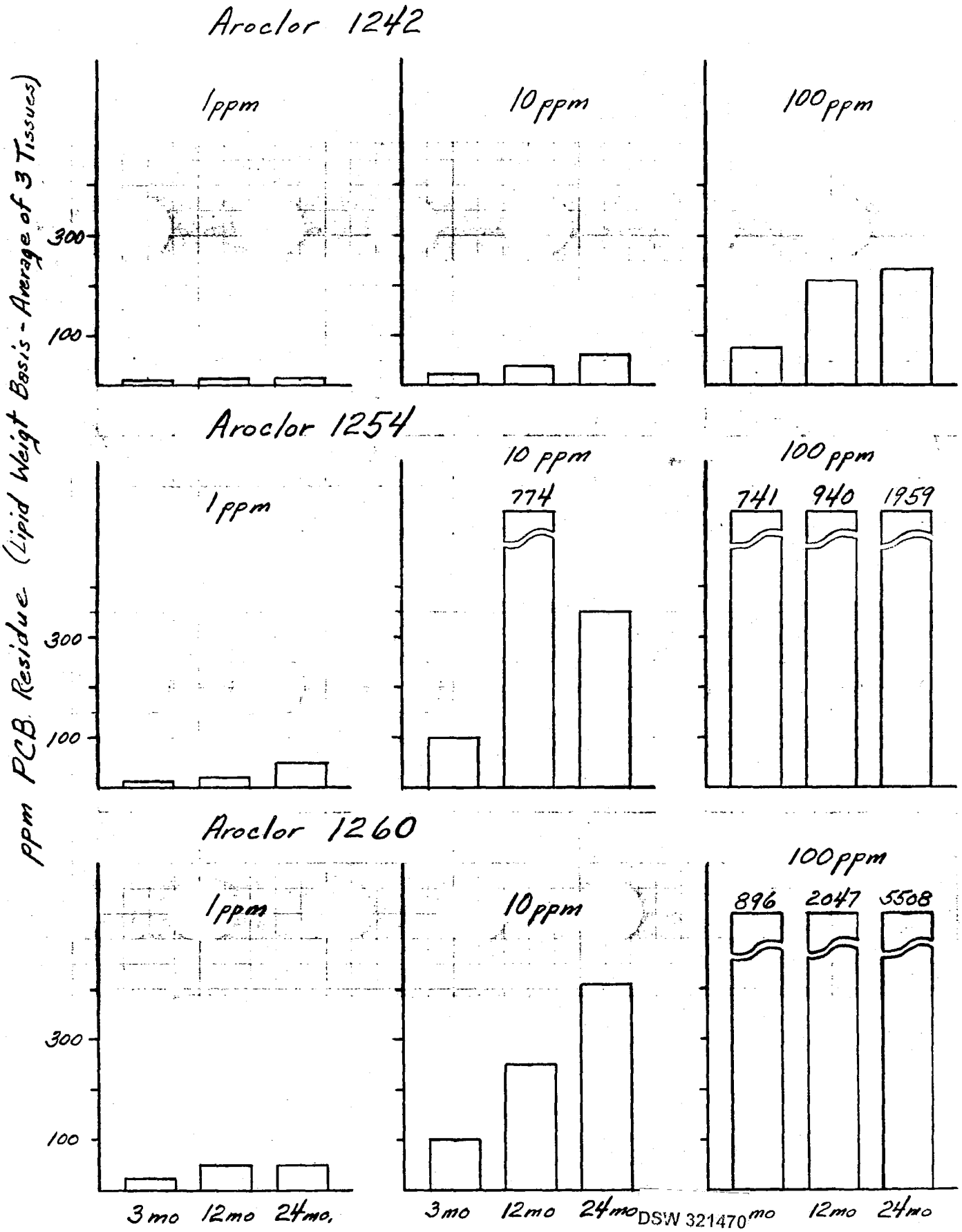

DSW 321470

STLCOPCB4073121

Two Year Chronic Oral Toxicity Study of Aroclor in Albino Rats

PCB Tissue Storage Level as a Function of Exposure Period and Level

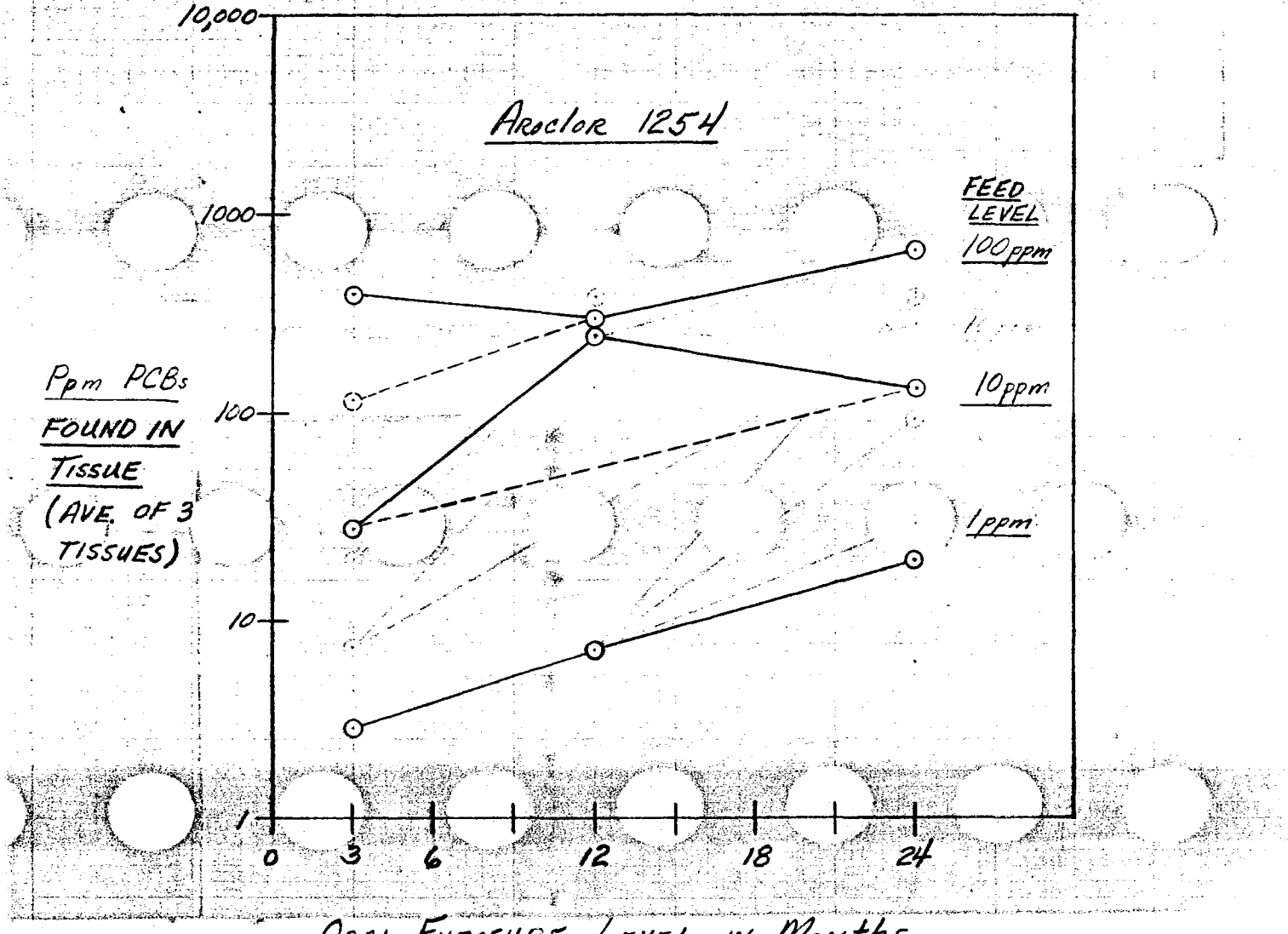

DSW 321471

Two Year Chronic Oral Toxicity Study of Aroclor in Albino Rats

PCB Tissue Storage Level as a Function of Aroclor and Oral Exposure Level After 24 Months

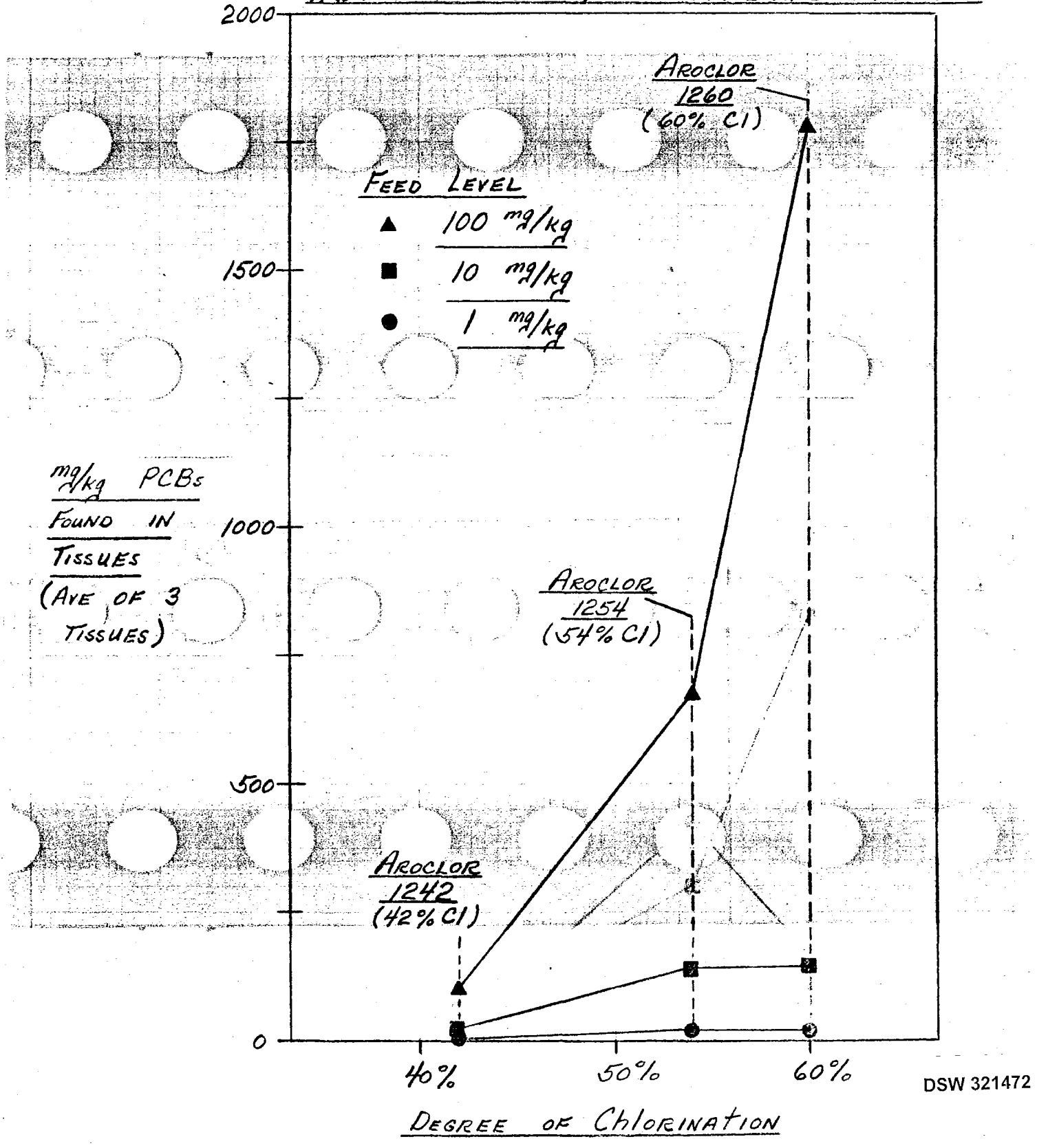

DSW 321472

STLCOPCB4073123

Rifle Types

	lipid wt.	ppm lipid basis	ppm wet basis
A-1	1.326	67.0	0.22
A-2	1.379	78.4	3.50
A-3	1.494	578	32.4
B-1	2.017	48.1	1.82
B-2	4,186	170.	15.9
B-3	2,226	2328	155
C-1	2.415	21.0	1.29
C-2	1.6195	213	7.5
C-3	1.673	2371	104
Com	1.2515	31.9	1.56

DSW 321473

Rate :- 1260

C-I

3671 = 2.46 × 0.985 × $\frac{5000}{3}$ × 5 = 20,193 mg

C-II

3278 = 2.1 × 0.985 × $\frac{5000}{5}$ × 100 = 206,850 mg.

C-III

4123 = 2.9 × 0.985 × $\frac{5000}{3}$ × 500 = 2,380,400 mg.

DSW 321474

1254 — Rats. 11/4

B-I

$3599 = 4.58 \times 1.016 \times \frac{5000}{3} \times 5 = 38,775 \text{ mg}$

B-III

$3232 = 4.08 \times 1.016 \times \frac{5000}{5} \times 5 \times 10 \times 10 = 2,072,500 \text{ mg}$.

B II

$2559 = 3.37 \times 1.016 \times \frac{5000}{3} \times 25 = 142,625 \text{ mg}$

DSW 321475

1242 - Rats.

Blank - 11/2

$950 = 0.75 \times 1.029 \times \frac{2000}{7} = 220$ ng

Control

$2435 = 3.72\,\mu l \times 1.029 \times \frac{5000}{3} \times 5 = 31,900$ ng

A-I

$4751 = 8.29\,\mu l \times 1.029 \times \frac{5000}{3} \times 5 = 71,075$ ng

A-II

5389 repeat

AIII

$3589 = 6.04 \times 1.029 \times \frac{5000}{3} \times 10 \times 5 = 517,930$ ng

DSW 321476

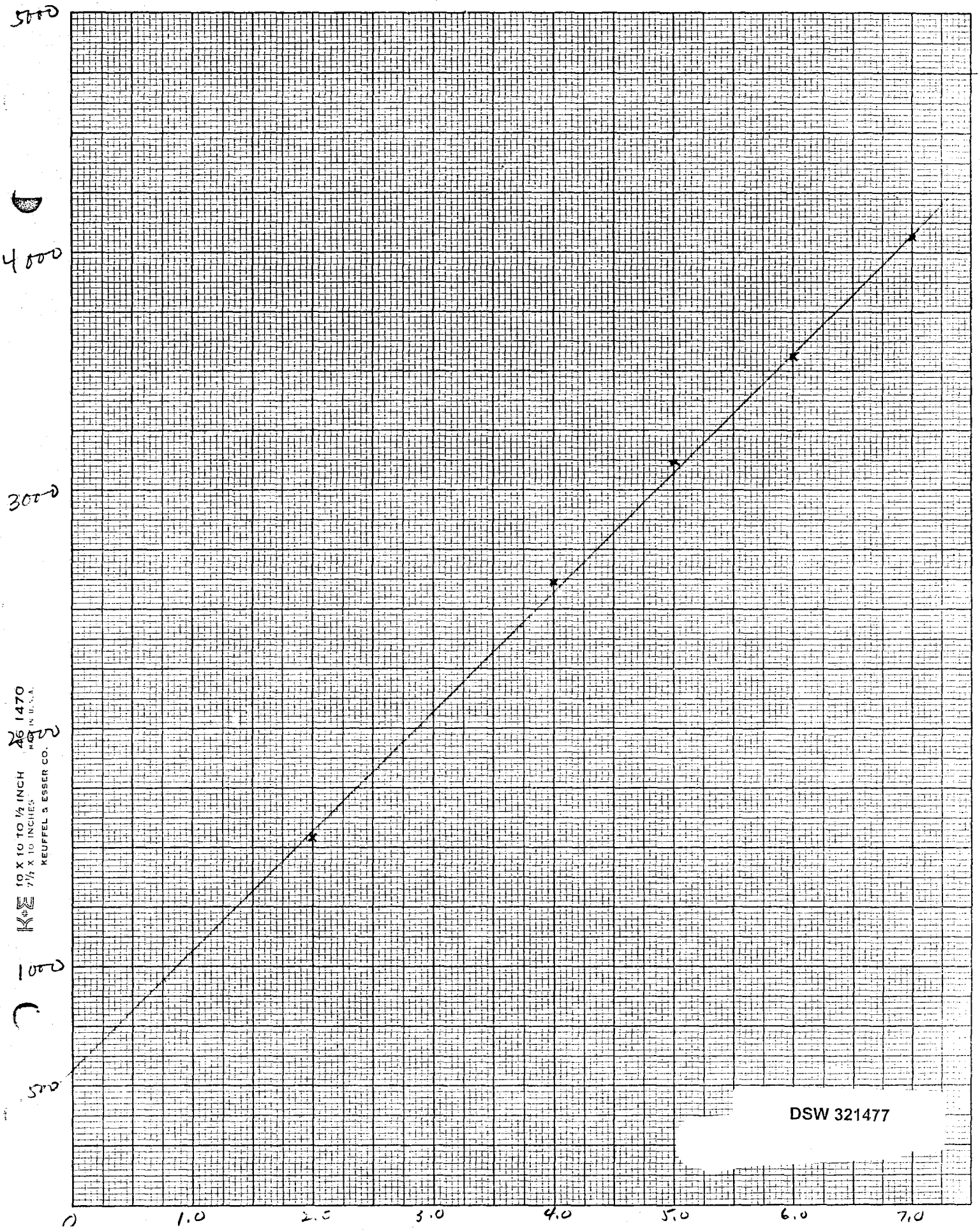
5000
4000
3000
2000
1000
500
0
1.0
2.0
3.0
4.0
5.0
6.0
7.0
DSW 321477
10 X 10 TO ½ INCH
7½ X 10 INCHES
KEUFFEL & ESSER CO.
1470

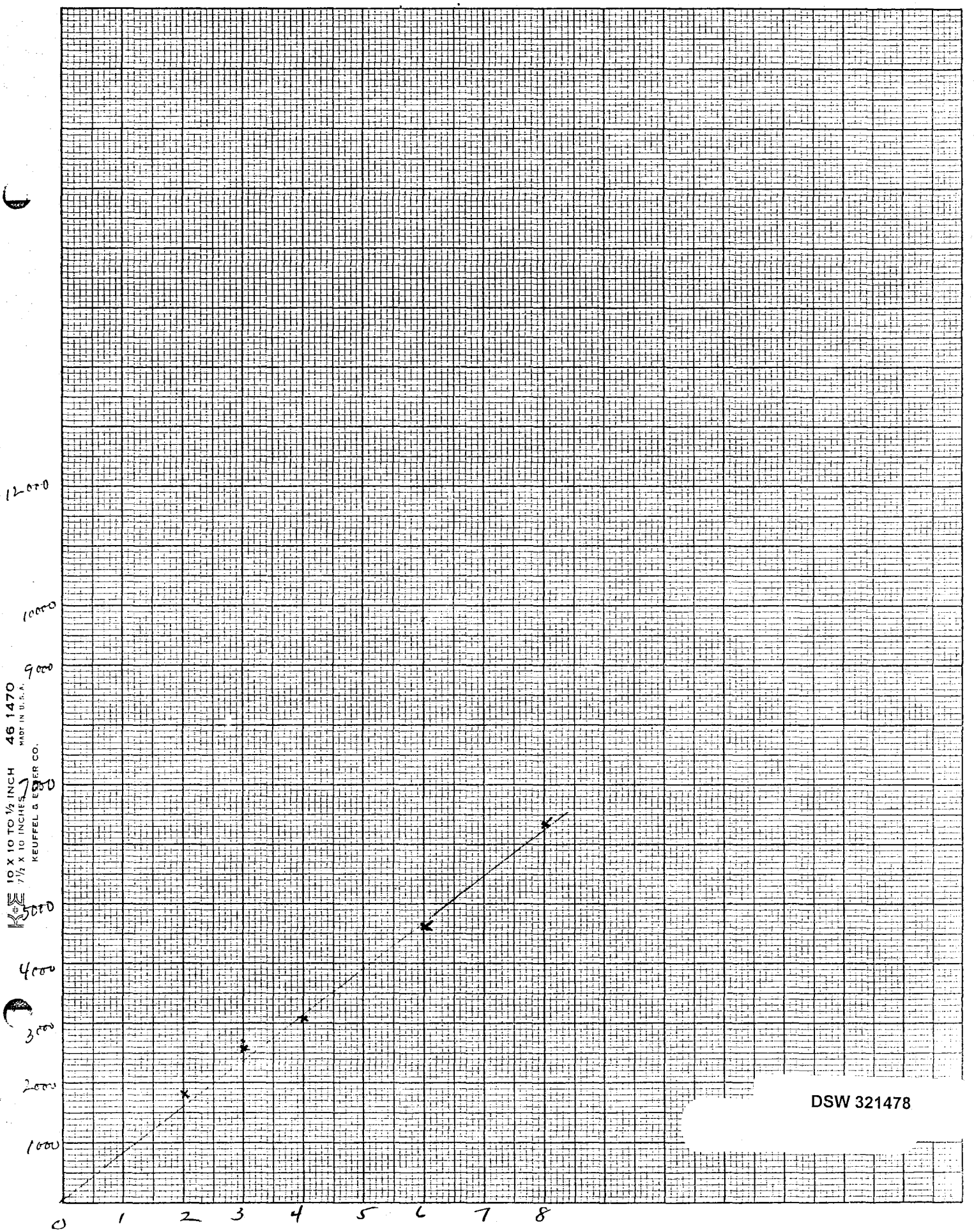
12000
10000
9000
7000
5000
4000
3000
2000
1000
0 1 2 3 4 5 6 7 8
10 X 10 TO ½ INCH 46 1470
7½ X 10 INCHES
KEUFFEL & ESSER CO.
MADE IN U.S.A.

DSW 321478

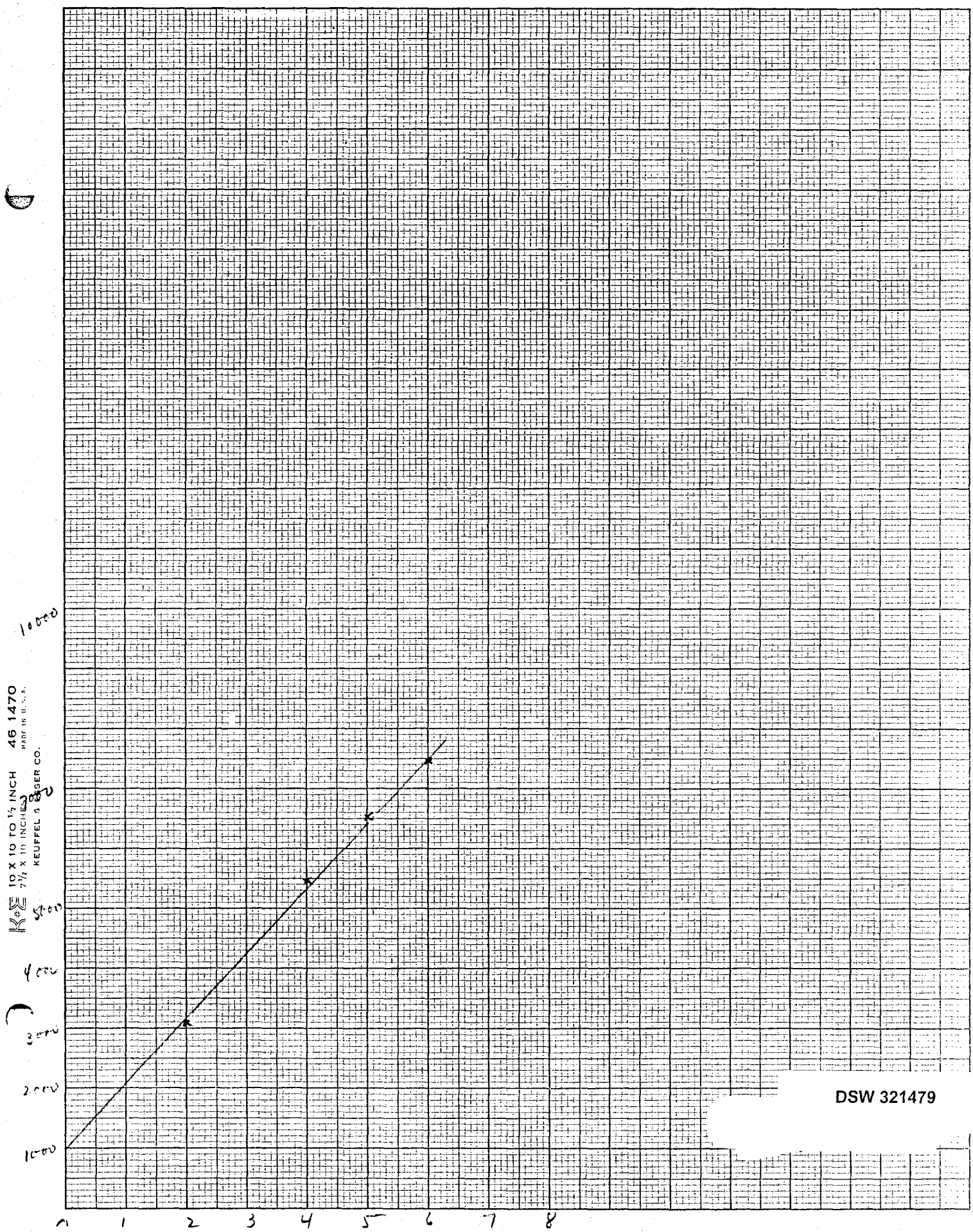
10 X 10 TO ½ INCH 46 1470
7½ X 10 INCHES
KEUFFEL & ESSER CO.
10000
5000
4000
2000
1000
0
1
2
3
4
5
6
7
8

DSW 321479

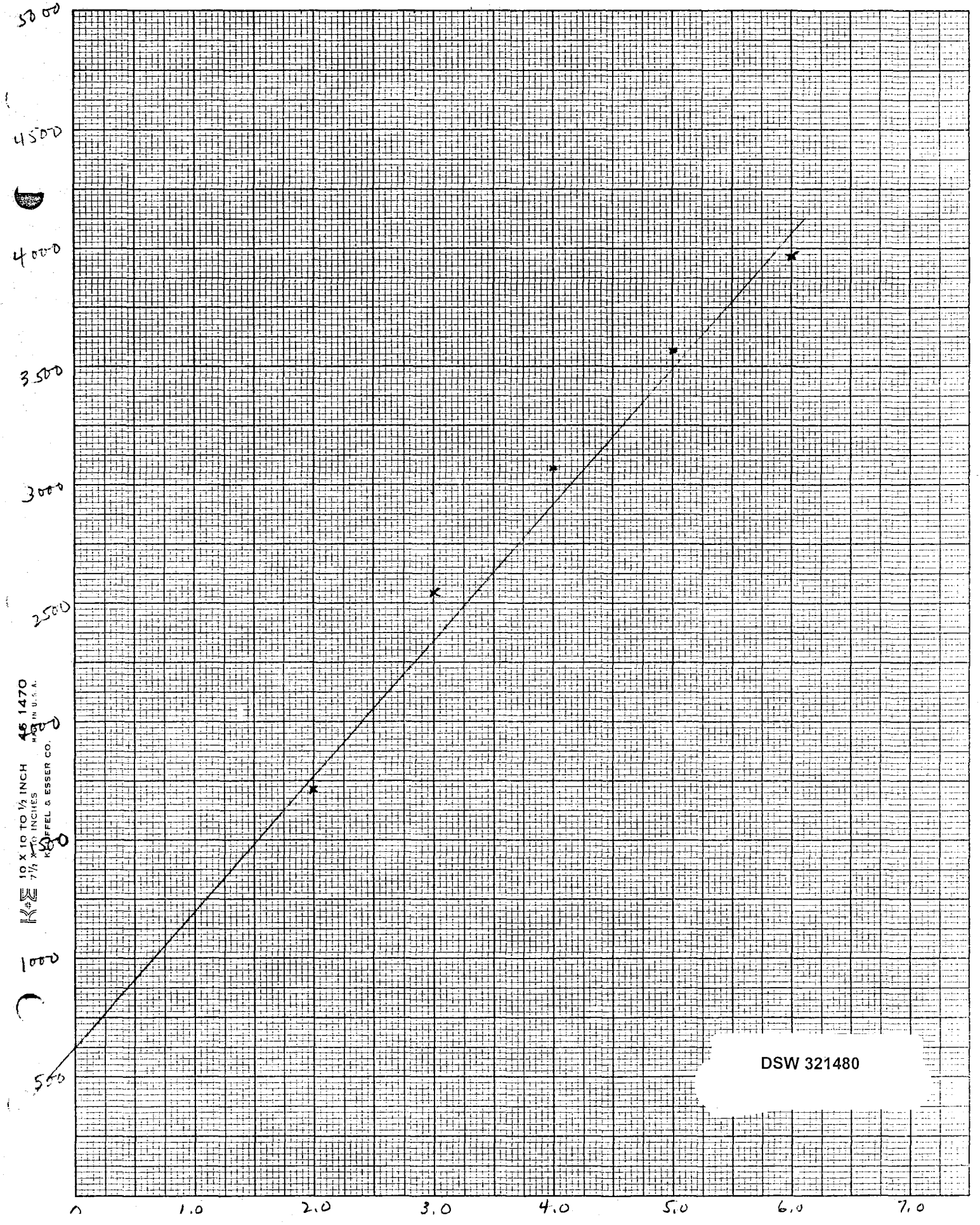
5000
4500
4000
3500
3000
2500
2000
1500
1000
500
0
1.0
2.0
3.0
4.0
5.0
6.0
7.0
DSW 321480
10 X 10 TO ½ INCH
7½ X 10 INCHES
KEUFFEL & ESSER CO.
MADE IN U.S.A.
46 1470

4-20-71

C-II & L	3μl	4218	3.98	
B-III & M	2μl	1848	1.62	
	4-21-71			
X B-III & K	5μl	1042	0.80	
B-III & L	2μl	1620	1.26	
C-I & K	6μl	3672	(1.86)	(1260)
C-I & L	5μl	3115	2.70	
C-I & F	2μl	2291	1.90	
C-II & M	5μl	2556	2.15	
X C-II & K	3μl	2358	1.96	
	4-22-71			
C-II & L	5μl	2436	1.88	
C-II & F	3μl	1504	1.03	
C-III & M	3μl	2930	2.33	
X C-III & K	5μl	1781	1.30	
X C-III & L	5μl	3085	2.46	
C-III & L	5μl	3105	2.48	
X C-III & F	5μl	2664	2.10	

DSW 321481

4-23-71

B-I ♀ F	6µl	758	0.38
X B-II ♂ F	5µl	997	0.63
X B-II ♀ F	7µl	868	0.48
C-II ♂ F	6µl	1644	1.23

X A-III ♀ F	3µl	1058	0.38

1 µl 1255 2848
3 µl 4103 671
5 4774

2/2519
1259
.3
3777

DSW 321482

F & M 402 B

4-20-71

1	599			
2	1216	1024		1024
3	1625		1023	1110
4	2239	1110		1023
5	2735			1005
6	? 3711	1005		4/4162
7	3740			1040
10	5111		DV	0.3
				312/

4-21-71

1	868		+ 220	
		922		
3	1790		+ 170	
4	2249	1373		
5	3163		+ 230	
		800		
7	3963		+ 120	
		3/3095	4/690	
		1035	172	

4-22-71

1	528		- 70	
2	1402 ?	1522		
3	2050		+ 425	
		1029		
5	3079		+ 350	
		1166		
7	4245		+ 500	
		3/3717	3/1275	
10	6008	1239	425	

DSW 321483

F & M 402 B

4-23-71

1	828			+170	1146
2	1224	1146		—	1201
3	1974		1289	+350	1289
	2513	1201		+270	3/3636
5	3175			+440	1212
		679			
7	3854			+110	
10	5715			+600	
	5322				

DSW 321484

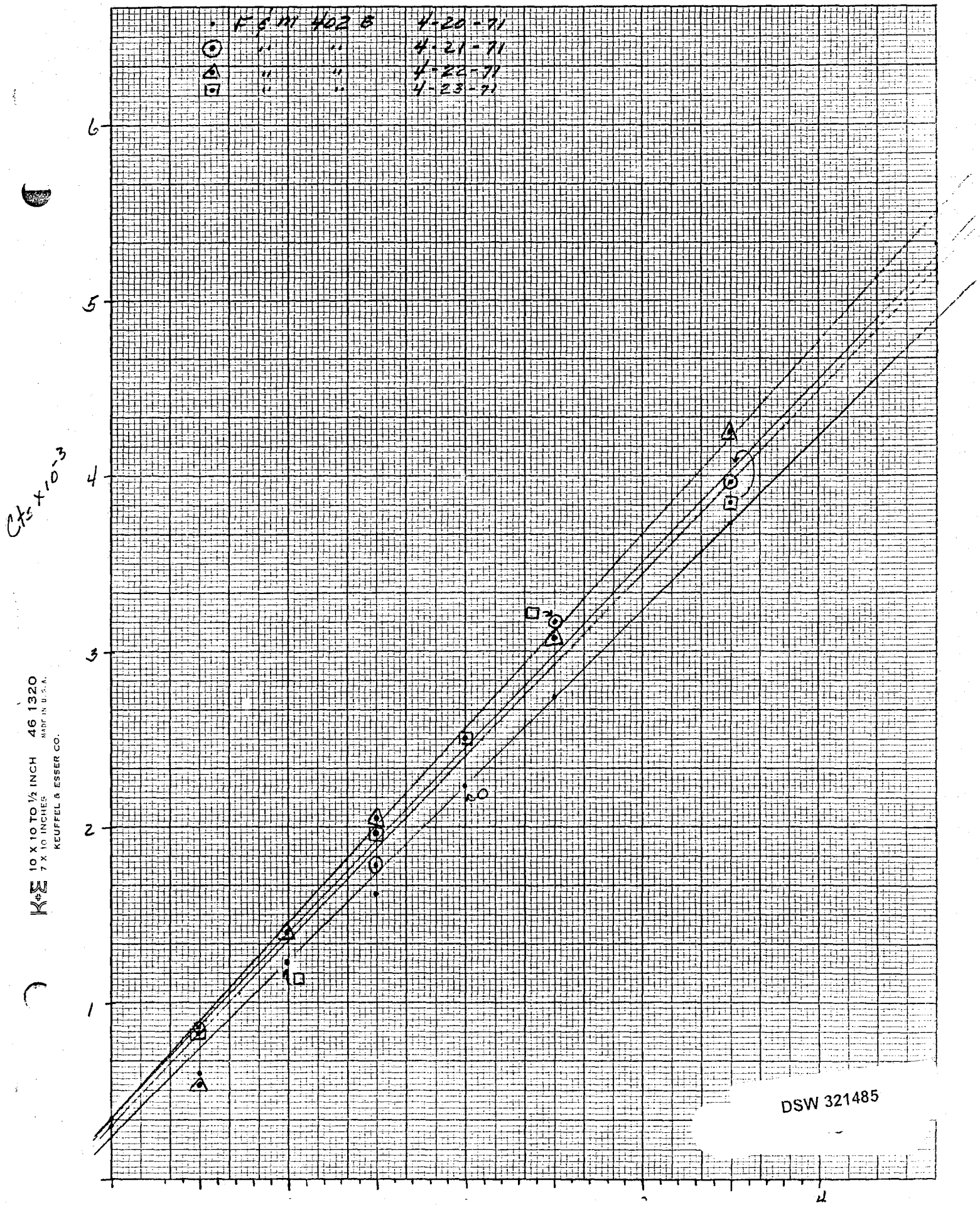

DSW 321485

STLCOPCB4073136



STLCOPCB4073137

Samps

x	B-I ♂ M	5µl	1672	1.43
	B-I ♂ K	3µl	1960	1.73
	B-I ♂ L	3µl	1515	1.26
	B-I ♀ M	5µl	1769	1.53
	B-I ♀ K	3µl	1294	1.03
	B-I ♀ L	3µl	1942	1.71
	B-II ♀ M	2µl	2129	1.92
x	B II ♀ K	3µl	1267	1.00

DSW 321487

STLCOPCB4073138

1	480				
2	1151	1208		1208	D.V.
3	1688			1098	327 cts.
4	2214	1098	1063	1063	
5	2786			998	
6	3212	690	998	4)4367	
7	3476			1092 cts/mg	

1 μl = 0.5 mg

6 μl = 0.3 mg

DSW 321488

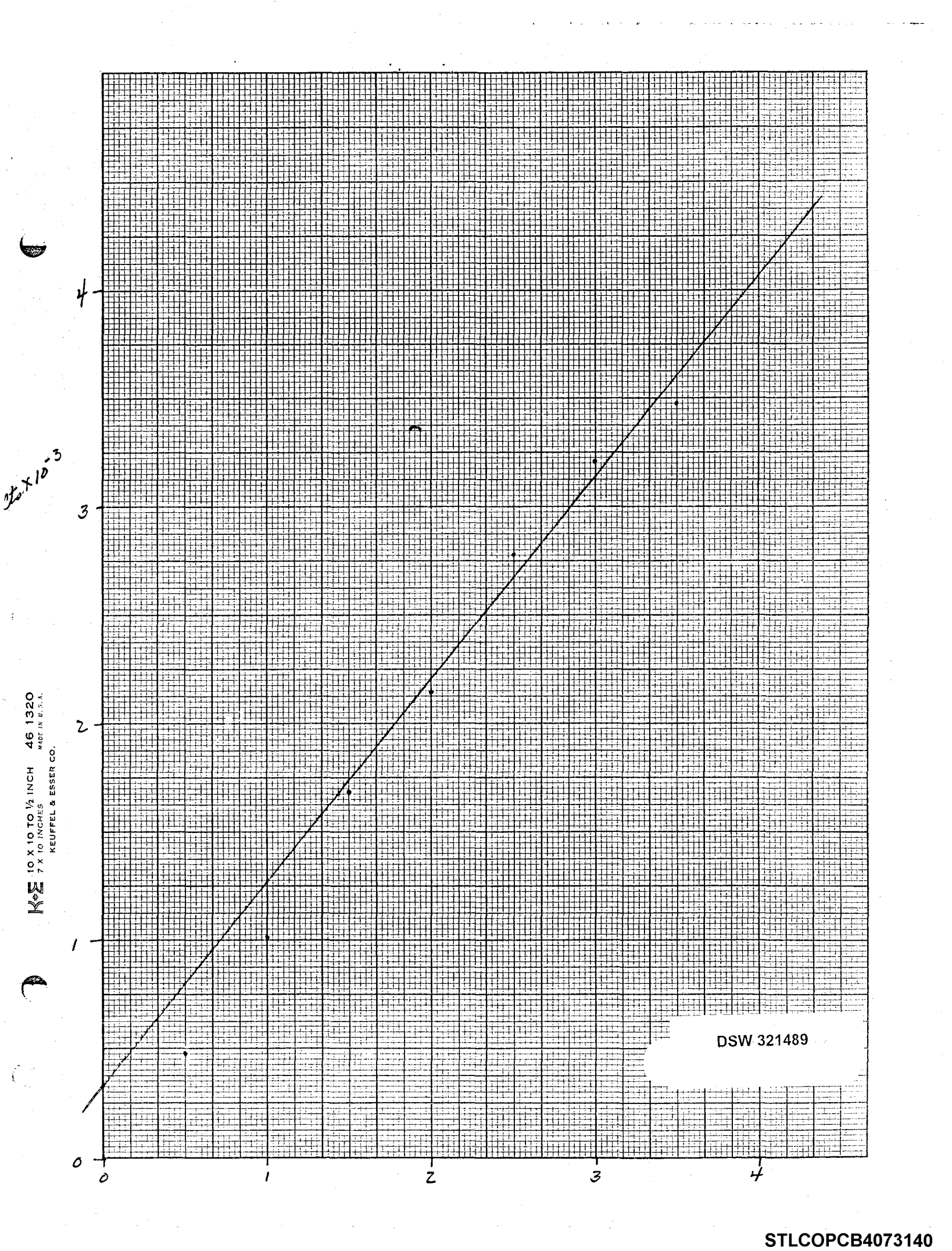

STLCOPCB4073140

12.42 Recovery from Rat Tissues

$.1/100 \rightarrow .001\,g/ml$

$.005\,g/100 \rightarrow 5.0 \times 10^{-3}\,g/100 \rightarrow 5.0 \times 10^{-5}\,g/ml$

$5.0 \times 10^{-5}\,g/100 \rightarrow 5.0 \times 10^{-7}\,g/ml \times 10^{-3}\,ml/ml = 5 \times 10^{-10}\,g/ml$

DSW 321490

$$\frac{1.54\ ng}{5\ \mu l} \times 5\ ml \times \frac{10^3\ \mu l}{ml} \times \frac{\mu g}{10^3\ ng} \times \frac{10\ ml}{1\ ml} = 15.4\ \mu g$$

$$\frac{3.13}{3}^{1.043} \times 5 \times \frac{10^3}{10^3} \times \frac{10}{1} = 52.15\ \mu g$$

$$\frac{3.46}{3}^{1.15} \times 5 \times \frac{10^3}{10^3} \times \frac{10}{1} = 57.5\ \mu g$$

$$5.1 \times 10^{-5}\ g/ml \times 1\ ml = 5.1 \times 10^{-5}\ g = 51 \times 10^{-6}\ g$$

$$= 51\ \mu g$$

DSW 321491

1	273			
2	498	557		
3	830		763	1 µl = 0.5 ng
4	1261	737		0.6 µl = 0.3 ng
5	1567		437	
6	1698	495		
7	2062	782		
8	2480			

4 | 2571

642.7 cts/ng

643
0.3
192.9

Cont @ M	5 µl	987	1.54	1:10
Cont @ K	3 µl	1845	3.13	1:10
Cont @ L	3 µl	2023	3.46	1:10

DSW 321492

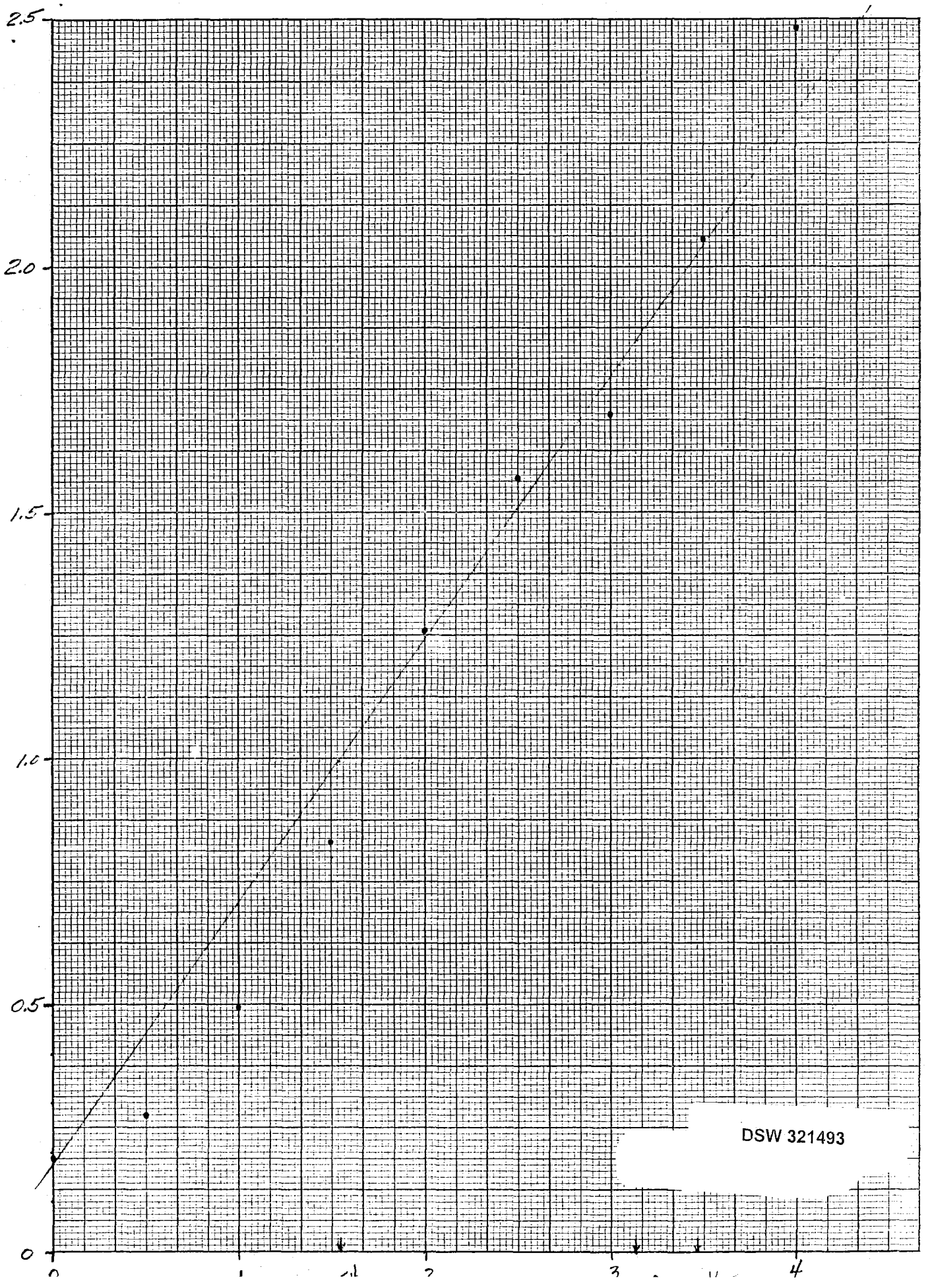

K&E 10 X 10 TO ½ INCH 46 1320
7 X 10 INCHES MADE IN U.S.A.
KEUFFEL & ESSER CO.

STLCOPCB4073144

✓ A-II ♀ F	7µl	2175 (2251)	1.46 (1.53)
✓ A-III ♀ M	5µl	1096 (942)	0.50 (0.366)
✓ A-II ♀ M	3µl	1195 (1215)	0.45 (0.45)
✓ A-II ♀ L	6µl	1213 (1178)	0.46 (0.43)
✓ B-III ♂ K	5µl	734 (767)	0.68 (0.76)
✓ B-III ♂ L	2µl	1413 (1390)	1.96 (1.94)
✓ C-III ♂ K	5µl	1652 (1652)	2.65 (2.65)
✓ B-I ♂ M	5µl	1672 (1672)	1.43 (1.43)
✓ B-II ♀ K	3µl	1267 (1263)	1.00 (1.00)
✓ B-III ♂ M	2µl	965 (965)	1.06 1.06
✓ B III ♀ F	3µl	1562 (1562)	1.78 (1.80)
✓ A-I ♂ M	3µl	770 (848)	1.30 (1.65)
✓ A-II ♂ M	3µl	400 (413)	0.53 (0.56)
✓ A III ♂ M	5µl	621 (677)	0.40 (0.65)
✓ A-III ♂ K	3µl	1520 (1067)	1.83 (1.20)
✓ B-III ♀ K	5µl	1042 (1043)	(0.80) (0.73)
✓ C-II ♀ K	3µl	2358 (2358)	1.96 (1.95)
✓ C-III ♀ K	5µl	1781 (1781)	1.30 (1.30)

DSW 321494

√ C-III ♀ L	5µl	3085 (3085)	2.46 (2.46)
√ C-III ♀ F	5µl	2664 (2664)	2.10 (2.10)
√ B-II ♂ F	5µl	997 987	(0.63) (0.63)
√ B-II ♀ F	7µl	868 (878)	0.48 (0.53)
√ A-III ♀ F	3µl	1058 1058	0.38 (0.38)

DSW 321495

Lipid wt basis

C-II ♀ K ans low ?

C-III ♂ K " " ?

C-III ♀ K " " ?

C-III ♀ L ans low ?

C-III ♀ F ans high ?

B-II ♀ K ans low

B-II ♀ F ans low

B-III ♂ M ans low

B-III ♂ L ans high

B-III ♂ K ans low

B-III ♀ K ans low

B-III ♀ F ans high

✓ A-I ♂ M ans high

A-III ♀ F ans low

A-II ♂ M ans low

✓ A-II ♀ L ans low

✓ A-II ♀ F ans high (wt)

A-III ♂ M ans low

A-III ♀ M ans low

DSW 321496

	Wet wt basis		Lipid wt basis
B - I ♂ m	high		
B - II ♂ F	"		
B - III ♂ L	"		high
B - III ♀ F	"		"
✓ A - I ♂ m	"		"
✓ A - II ♀ m	"		
✓ A - II ♀ F	" (wt)		"
A - III ♂ K	"		low

DSW 321497

Dilutions

A-I ♂

x	M	1:10, 2:10
	K	—
	L	1:10
	F	No Samp

A-II ♂

x	M	1:10, 1:10
	K	2:10
	L	1:10
	F	1:10, 1:10

A-III ♂

x	M	1:10, 1:10, 1:10
x	K	1:10, 1:10
	L	1:10, 1:10, 1:10
	F	1:10, 1:10, 2:10

A-I ♀

	M	1:10
	K	—
	L	(2:10) No Samp
	F	2:10, 2:10

A-II ♀

x	M	1:10, 1:10
	K	1:10
x	L	1:10, 1:10
x	F	1:10, 1:10, 1:10

A-III ♀

x	M	1:10, 1:10, 1:10
	K	1:10, 1:10
	L	1:10, 1:10, 1:10
x	F	1:10, 1:10, 2:10

B-I ♂

x	M	2:10
	K	—
	L	—
	F	2:10

B-II ♂

	M	1:10
	K	2:10
	L	2:10
x	F	1:10 1:10

B-III ♂

x	M	1:10, 1:10
x	K	1:10, 1:10
x	L	1:10, 1:10
	F	(B II?) 1:10, 1:10

B-I ♀

	M	2:10
	K	—
	L	—
	F	2:10

B-II ♀

	M	1:10
x	K	2:10
	L	2:10
x	F	1:10, 1:10

B-III ♀

	M	1:10, 1:10
x	K	1:10, 1:10
	L	1:10 1:10
x	F	1:10, 1:10

C-I ♂

	M	—
	K	—
	L	—
	F	—

C-II ♂

	M	2:10
	K	2:10
	L	—
	F	1:10

C-III ♂

	M	1:10
x	K	2:10
	L	1:10
	F	1:10, 2:10

C-I ♀

	M	—
	K	1:10
	L	—

C-II ♀

	M	2:10
x	K	— (2:10?)
	L	2:10

C-III ♀

	M	1:10
x	K	2:10
x	L	1:10

DSW 321498

Analysis Wts

		Wet	Lipid	
A-I ♂	M	15.44	1.4060	x
	K	16.50	0.2632	
	L	69.39	1.0935	
	F	Sample Lost		
A-I ♀	M	7.22	0.9193	
	K	9.29	0.2045	
	L	Sample Lost		
	F	1.30	1.1732	
A-II ♂	M	14.44	2.1130	x
	K	14.29	0.2849	
	L	26.54	0.3122	
	F	3.49	2.7748	
A-II ♀	M	6.92	0.9793	x
	K	9.02	0.2703	
	L	24.62	0.4126	x
	F	1.5026	1.4354	x
A-III ♂	M	60.37	4.7480	x
	K	14.59	0.3300	x
	L	28.33	0.3248	
	F	2.80	0.9268	?
A-III ♀	M	35.93	2.3742	x
	K	8.82	0.1906	
	L	22.23	0.2314	
	F	0.529	0.4715	x

DSW 321499

B-I ♂	m	3.78	0.7952	x
	K	19.15	0.2545	
	L	27.05	0.1396	
	F	0.929	0.9082	
B-I ♀	m	6.22	0.6526	
	K	9.56	0.1448	
	L	29.39	0.1425	
	F			
B-II ♂	m	3.89	0.3528	
	K	12.09	0.2730	
	L	27.21	0.2355	
	F	0.748	0.7316	x
B-II ♀	m	6.37	0.4476	
	K	8.83	0.2042	x
	L	22.81	0.2713	
	F	0.577	0.5724	x
B-III ♂	m	8.56	0.5458	x
	K	14.91	0.3260	x
	L	27.12	0.1497	x
	F			
B-III ♀	m	6.52	0.3947	
	K	9.68	0.2263	x
	L	26.02	0.2771	
	F	0.142	0.1270	x

DSW 321500

C-I ♂	M	15.34	1.1254	
	K	14.84	0.4235	
	L	27.64	0.3700	
	F	1.49	1.3428	
C-I ♀	M	12.84	1.0821	?
	K	8.70	0.2139	
	L	25.39	0.2329	
	F	0.822	0.7412	
C-II ♂	M	7.69	0.4361	
	K	15.10	0.3310	
	L	33.07	0.3081	
	F	0.860	0.7982	
C-II ♀	M	6.86	0.6073	
	K	9.90	0.1978	X
	L	28.83	0.3017	
	F	1.49	1.3388	
C-III ♂	M	7.11	0.4514	
	K	15.50	0.3224	X
	L	26.70	0.3042	
	F	0.718	0.5940	
C-III ♀	M	6.02	0.4359	
	K	7.20	0.1607	X
	L	26.62	0.3426	X
	F	1.39	1.2916	X

DSW 321501

Notebook References

A-I ♀ ♂	OR157452
A-II ♀ ♂	" 453
A-III ♀ ♂	" 455
C-I ♀ ♂	" 456
C-II ♀ ♂	" 457
C-III ♀ ♂	" 458
Spiked Control	" 459
B-I ♀ ♂	" 460
B-II ♀ ♂	" 461
B-III ♀ ♂	" 462

DSW 321502

A-I, II, III Chronic Rat 90 Day Sacrifice

	Total Weights.		Analysis Weights	
Tissue:	Wet wt.	Lipid Wt	Wet Wt.	Lipid
A-I ♂				
✓ Kidney	16.50g.	0.2632g	16.50g	0.2632g
Liver	89.39g	1.0935g	89.39g	1.0935g
Fat	Sample	Lost		
Muscle	77.20g	7.0300g	77.20/5g (15.4400)	1.4060 ?
A-I ♀				
✓ Kidney	9.29g	0.2045g	9.29g	0.2045g
Liver	Sample	Lost		
Fat	32.52g	29.33g.	1.30g	1.1730g
Muscle	36.11g	4.5965g	36.11/5g*	0.9193g
A-II ♀				
✓ Kidney	9.02g	0.2703g	9.02g	0.2703g
Muscle	34.61g	4.8966g	34.61/5g (6.9220)	0.9799g (0.9799)
Liver	24.62	0.4126g	24.62g	0.4126g
Fat	75.43g	71.77g	75.43/50g= (1.5086)	1.4377g (1.4354)
A-II ♂				
✓ Kidney	14.29g	0.2849g	14.29g	0.2845g
Liver	26.54g	0.3122g	26.54g	0.3122
Muscle	72.18g	10.5650g	72.18/5g=	2.1172
Fat	87.27g	69.37g	87.27/25g=	2.7749

DSW 321503

90 DAY (CONT'D)

	Total Weight		Analysis Weight	
TISSUE:	Wet Wt.	LIPID Wt.	Wet Wt.	LIPID Wt.
A-III ♂				
✓ KIDNEY	14.59g	0.3300g	14.59g	0.3300g
LIVER	28.33g	0.3248g	28.33g	0.3248g
MUSCLE	60.37g	4.7480g	60.37g	4.7480g ✓
FAT	70.04g	23.17g	70.04/25g	0.9673g ✓
A-III ♀				
KIDNEY	8.82g	0.1906g	8.82g	0.1906g
LIVER	22.23g	0.2314g	22.23g	0.2314g
MUSCLE	35.93g	2.3742g	35.93g	2.3742g
FAT	44.11g	39.29g	0.529	0.4715

DSW 321504

STLCOPCB4073155

B-I, II, III Chronic Rat 90 Day Sacrifice

	Total Weight		Analysis Weight	
B-I ♀	Wet Wt.	Lipid Wt.	Wet Wt.	Lipid Wt.
? Kidney	9.56	0.1448	9.56	0.1448
Muscle	31.11	3.2630	31.11/5g =	0.6526
Liver	29.39	0.1425	29.39	0.1425
Fat	48.87			
B-I ♂				
✓ Kidney	19.15	0.2545	19.15	0.2545
Muscle	37.80	7.952	3.78	0.7952
Liver	27.05	0.1396	27.05	0.1396
Fat	77.43	75.68	0.929	0.9082
B-II ♀				
✓ Kidney	8.83	0.2042	8.83	0.2042
Muscle	31.85	2.2380	31.85/5 =	0.4476
Liver	22.81	0.2713	22.81	0.2713
Fat	48.06	47.70	48.06 × 3/250	.5727
B-II ♂				
✓ Kidney	12.09	0.2730	12.09	0.2730
* Muscle	38.90	3.528	3.89	0.3528 ✓
Liver	27.21	0.2355	27.21	0.2355
Fat	62.35	60.97	0.748	0.7316

Check in Notebook

DSW 321505

90 Day (Cont'd)

	Total Weight		Analysis Weight	
B-III ♀	Wet Wt	Lipid Wt	Wet Wt	Lipid Wt.
Kidney	9.68	0.2263	9.68	0.2263
Muscle	32.58	1.9735	32.58/5 =	0.3947
Liver	26.02	0.2771	26.02	0.2771
Fat	35.52	31.75	35.52/250	0.1270
B-III ♂				
Kidney	14.91	0.3260	14.91	0.3260
Muscle	42.79	2.7290	42.79/5 =	0.5458
Liver	27.12	0.1497	27.12	0.1497
Fat	65.90			

DSW 321506

C-I, II, III Chronic Rat 90 Day Sacrifice

	Total Weight		Analysis Weight	
Tissue:	Wet Wt.	Lipid Wt.	Wet Wt.	Lipid Wt.
C-I ♀				
Kidney	8.70g	0.2139g	8.70g	0.2139g
Muscle	32.09g	2.7053g	12.84	1.0821
Liver	25.39g	0.2329g	25.39g	0.2329
Fat	41.09g	37.06g	41.09g/50	0.7412
C-I ♂				
Kidney	14.84g	0.4235	14.84	0.4235g
Muscle	76.70g	5.6270	76.70/5	1.1254g
Liver	27.64g	0.3700	≈7.64	0.3700
Fat	74.37	67.14	74.37g/50	1.3427
C-II ♀				
Kidney	9.90	0.1978	9.90	0.1978
Muscle	34.28	3.0365	34.28/5	0.6070
Liver	28.83	0.3017	28.83	0.3017
Fat	74.57	66.94	74.57/50	1.3388
C-II ♂				
Kidney	15.10	0.3310	15.10	.3310
Muscle	76.93	4.3610	7.69	.4361
Liver	33.07	0.3081	33.07	0.3081
Fat	71.69	66.52	0.860	0.7982

DSW 321507

90 DAY (cont'd)

	Total Weight		Analysis Weights	
Tissue:	Wet Wt	Lipid Wt	Wet Wt.	Lipid Wt
C-III ♀				
Kidney	7.20	0.1607	7.20	0.1607
Muscle	30.09	2.1795	30.09/5	0.4359
Liver	26.62	0.3426	26.62	0.3426
Fat	69.61	64.58	69.61/50	1.2915
C-III ♂				
Kidney	15.50	0.3224	15.50	0.3224
Muscle	71.10	4.514	71.10/10	0.4514
Liver	26.70	0.3042	26.70	0.3042
Fat	59.82	49.5	59.82 x 3/250	0.5945

DSW 321508

Sanger

CII ♂ L	3µl	2208	3.62	
CII ♂ K	5µl	932	1.42	Duplicate Use this one
CIII ♂ M	5µl	1786	2.87	
x CIII ♂ K	5µl	1652	2.65	

DSW 321509

1 µl	397	
2	677	570
3	967	~~762~~
5	1729	421
7	2140	578
10	2718	

3 | 1569
523

523/ng

1 µl = 0.5 ng
0.6 µl = 0.3 ng

523
.3
1529

DSW 321510

STLCOPCB4073161

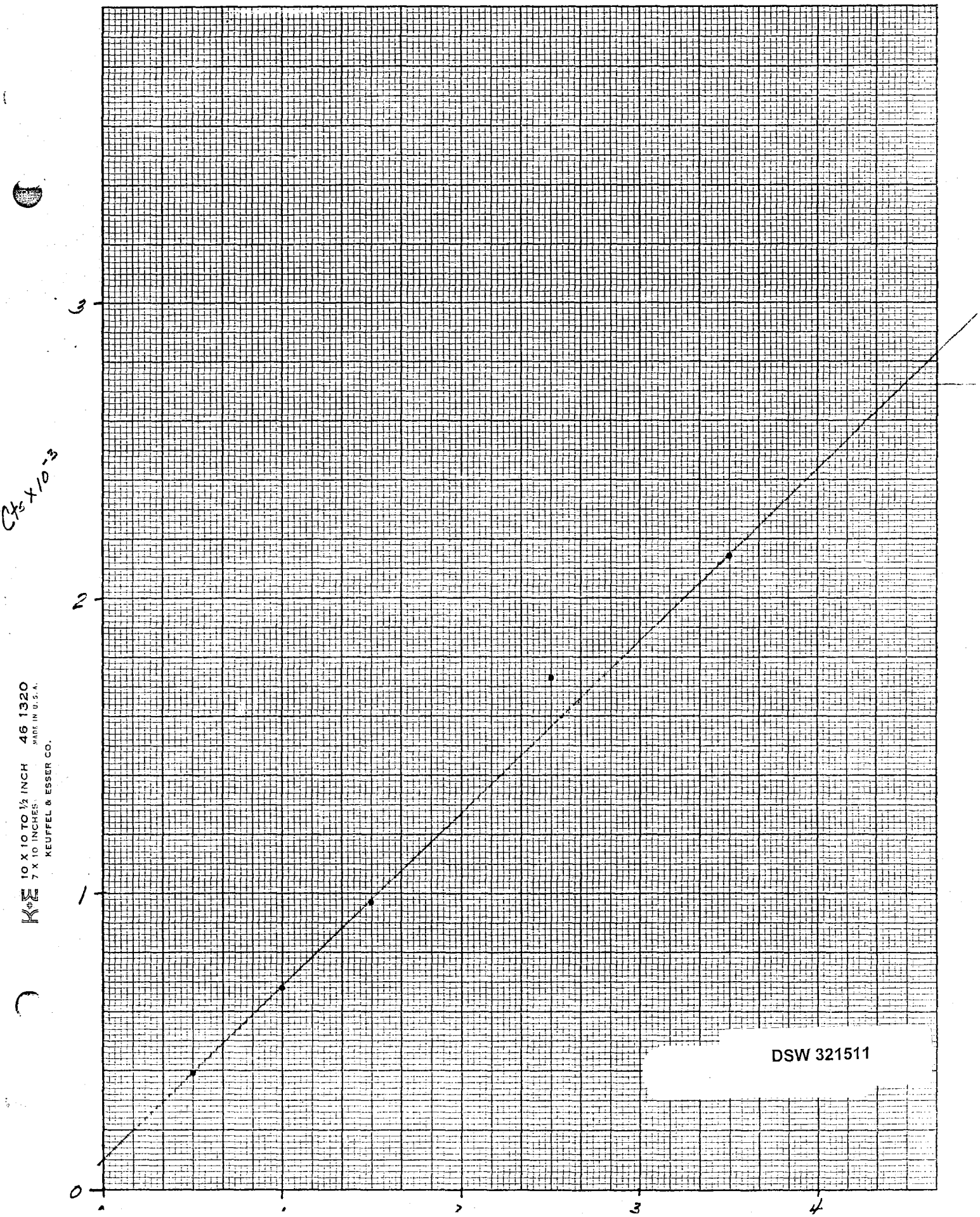

10 X 10 TO ½ INCH 46 1320
7 X 10 INCHES MADE IN U.S.A.
KEUFFEL & ESSER CO.

STLCOPCB4073162

x	B-III ♂ K	5µl	734	0.68	
x	B III ♂ L	2µl	1413	1.96	
	C-I ♂ M	2µl	1629	2.38	
	C-I ♂ K	5µl	1989	3.06	
	C-I ♂ L	3µl	1611	2.33	
	C-I ♂ F	2µl	1949	3.00	
	C-II ♂ M	5µl	929	1.10	
	C-II ♂ K	3µl	2757	4.48	Duplicate

DSW 321512



DSW 321513

10 X 10 TO ½ INCH 46 1320
7 X 10 INCHES MADE IN U.S.A.
KEUFFEL & ESSER CO.

1	537			DV
		582		
3	1119			181 cts
4	1387	627		
5	1746		756	
6	2143	449		
7	2195			

DSW 321514

B Series

1254

Sample

B II ♂ L	3	2424	3.06
x B III ♂ M	2	965	1.06

DSW 321515

1 µl	351			874	
2	810	874		888	
3	1225		888	756	
4	1698	756		779	799
5	1981		697	697	.3
6	2395	779			2397
7	2760				
10	3420				

799/ng

1 µl = 0.5 ng

0.6 µl = 0.3 ng

DSW 321516

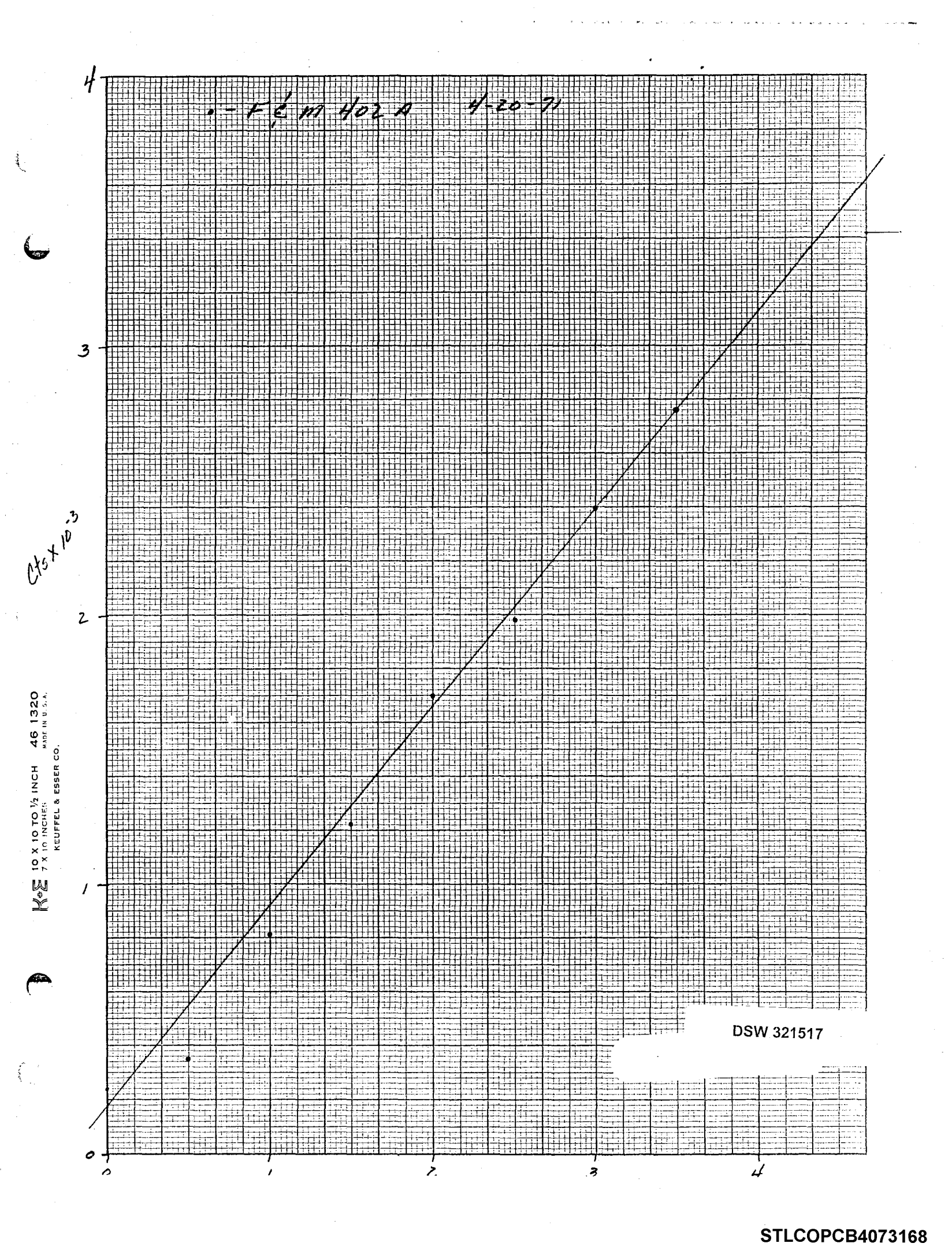

STLCOPCB4073168

Sanyo

B-II ♂ M	3µl	1247	1.8
B-II ♂ K	3µl	1211	1.72

DSW 321518

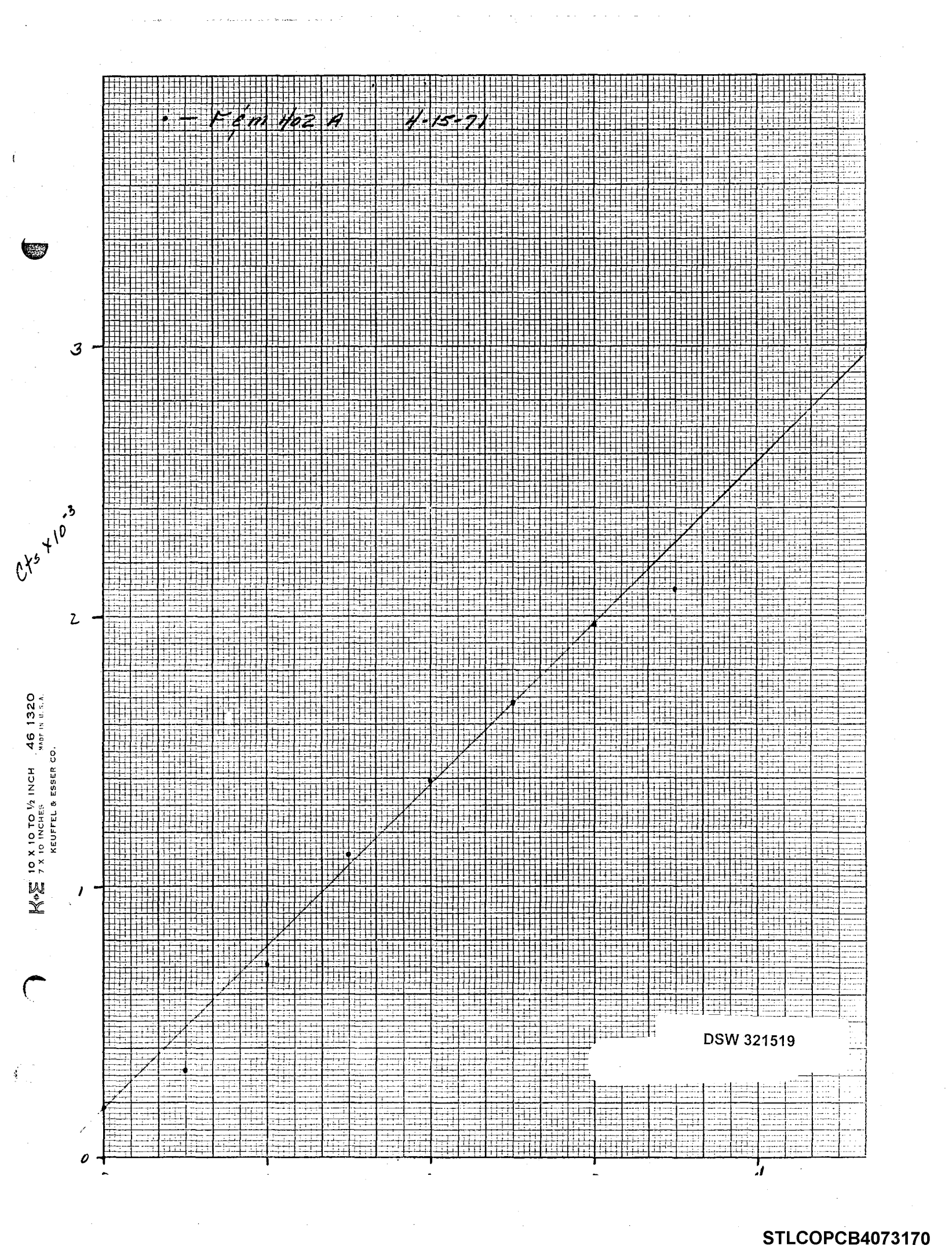

STLCOPCB4073170

A III ♂ F 5 jul 1739 2.05

DSW 321520

K+E 10 X 10 TO ½ INCH 46 1320
7 X 10 INCHES MADE IN U.S.A.
KEUFFEL & ESSER CO.

A-1260

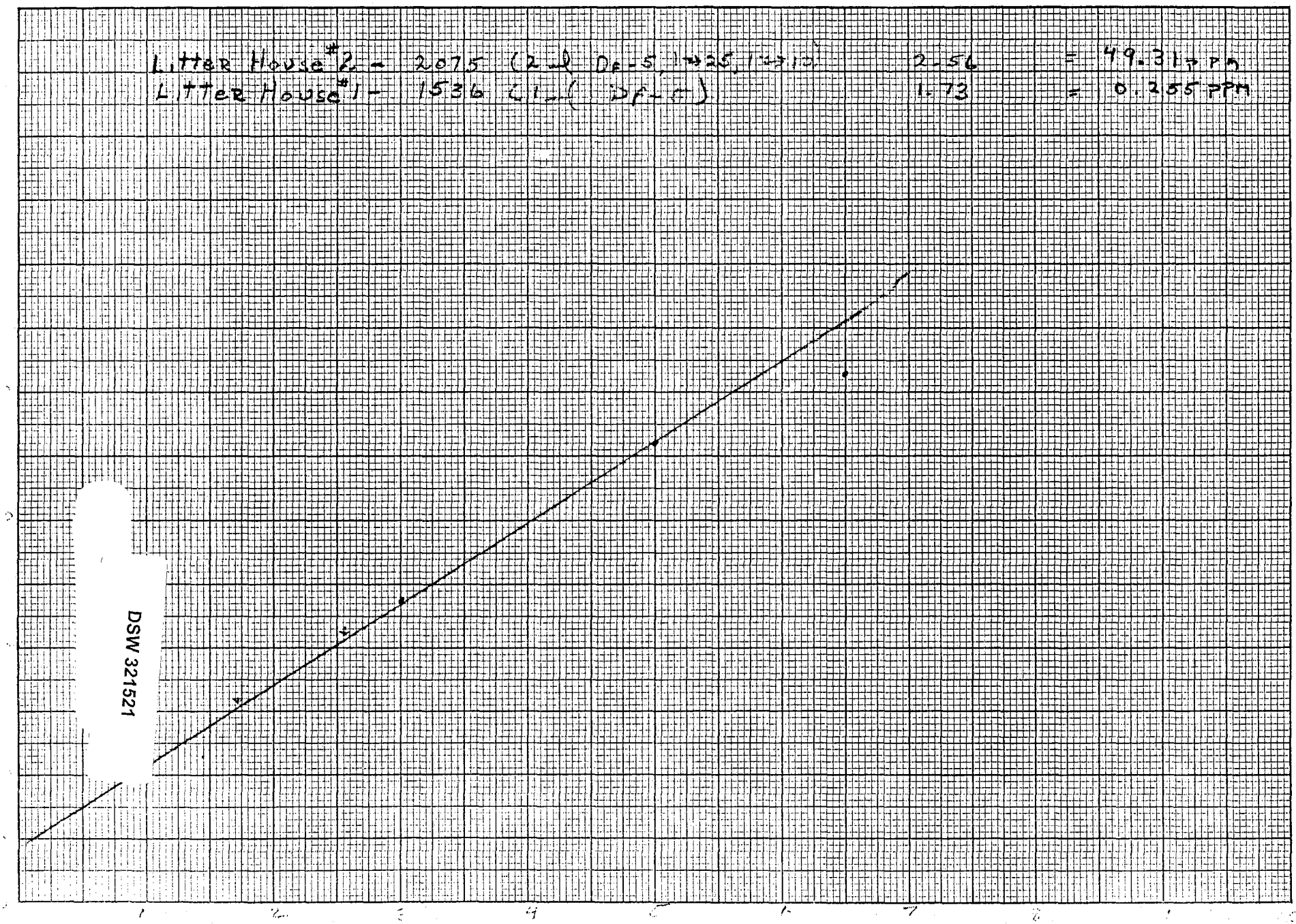

STLCOPCB4073172

A series

1260

	Sample	Volume Inj	Cts	ng 1260	
x	A-II ♀ F	7µl	2175 (2251)	1.46 (1.53)	
x	A III ♀ M	5µl	1096 (942)	0.60 (0.366)	
	A III ♀ K	3µl	1612	0.95	
	A III ♀ L	5µl	999	0.42	
	A I ♀ M	3µl	1798	0.90	4-12-;
	A I ♀ K	3µl	4203	2.70	
	A I ♀ L	3µl	4353	2.83	
	A-I ♀ F	5µl	2580	1.48	
x	A-II ♀ M	3µl	1195	0.45	
	A-II ♀ K	3µl	3634	2.30	
x	A-II ♀ L	6µl	1213	0.46	

DSW 321522

1					
2	1836				
3	3033	1492		1492	
4	3328			1139	
5	?	1587	1139	1425	
6	4915	4467			
7		997	1425	1352	1mg = 1352 cc
8	5892			.3	1 µl = 0.5 mg
				405.6	0.6 µl = 0.3 mg

1	924				
2	1760	1348			
3	2272		1126		
4	2886	904		1105	
5	3176		1041	3	
6	3927			331.5	
7					
8					

DSW 321523

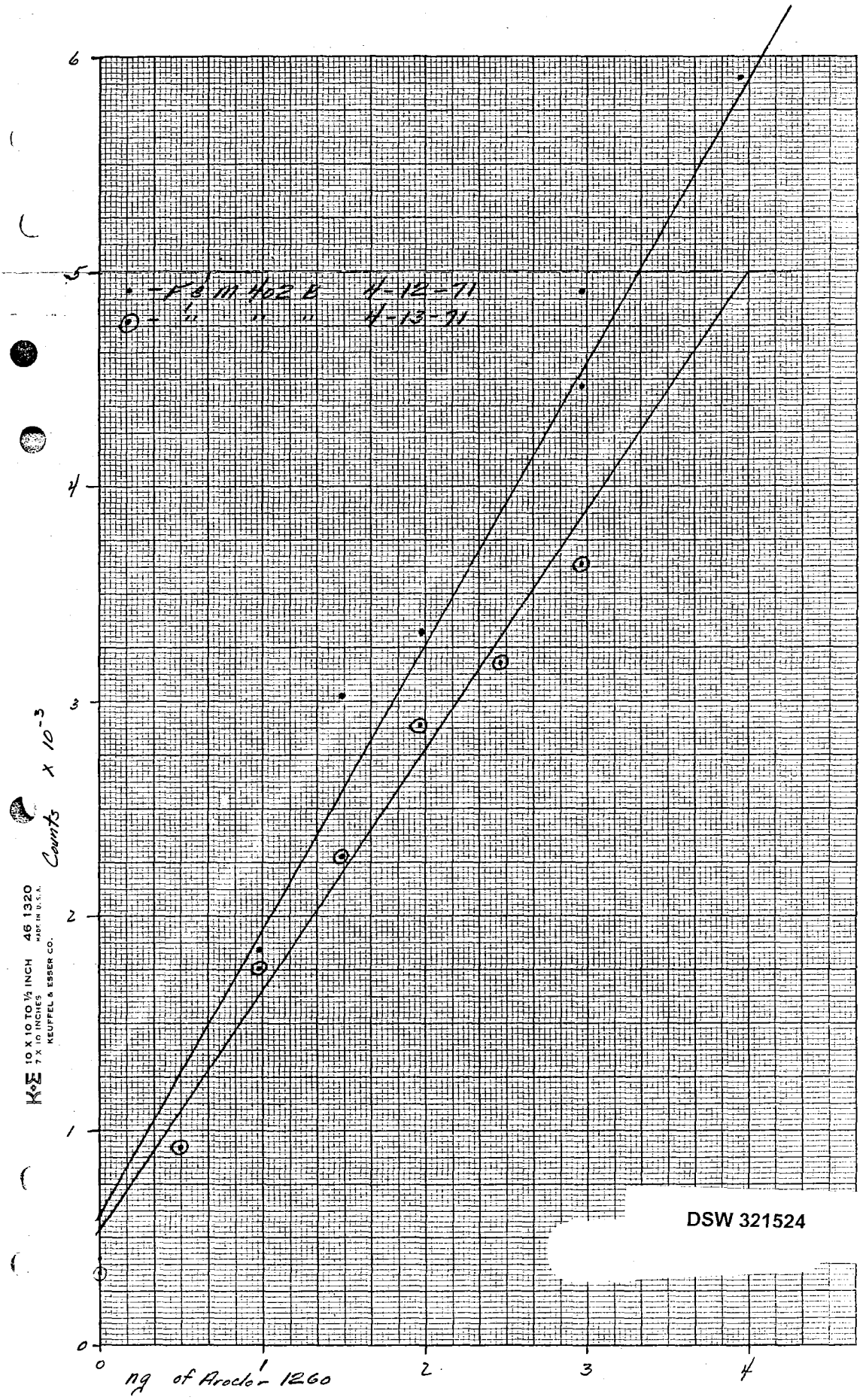
• - F & M 402 B 4-12-71
⊙ - " " " 4-13-71
Counts x 10⁻³
ng of Aroclor 1260
0
1
2
3
4
5
6
DSW 321524
KE 10 X 10 TO ½ INCH 46 1320
7 X 10 INCHES MADE IN U.S.A.
KEUFFEL & ESSER CO.

A Series

1260 -

Sanyo

x A-I ♂ M	3 µl	770	1.3
A-I ♂ K	3 µl	610	1.05
A-I ♂ L	3 µl	708	1.28
x A-II ♂ M	3 µl	400	0.53
A-II ♂ K	3 µl	1100	2.26
A-II ♂ L	3 µl	1028	2.1
A-II ♂ F	3 µl	1108	2.3
x A-III ♂ M	5 µl	521	0.40
x A-III ♂ K	3 µl	1520	1.83
A-III ♂ L	5 µl	603	0.50

DSW 321525

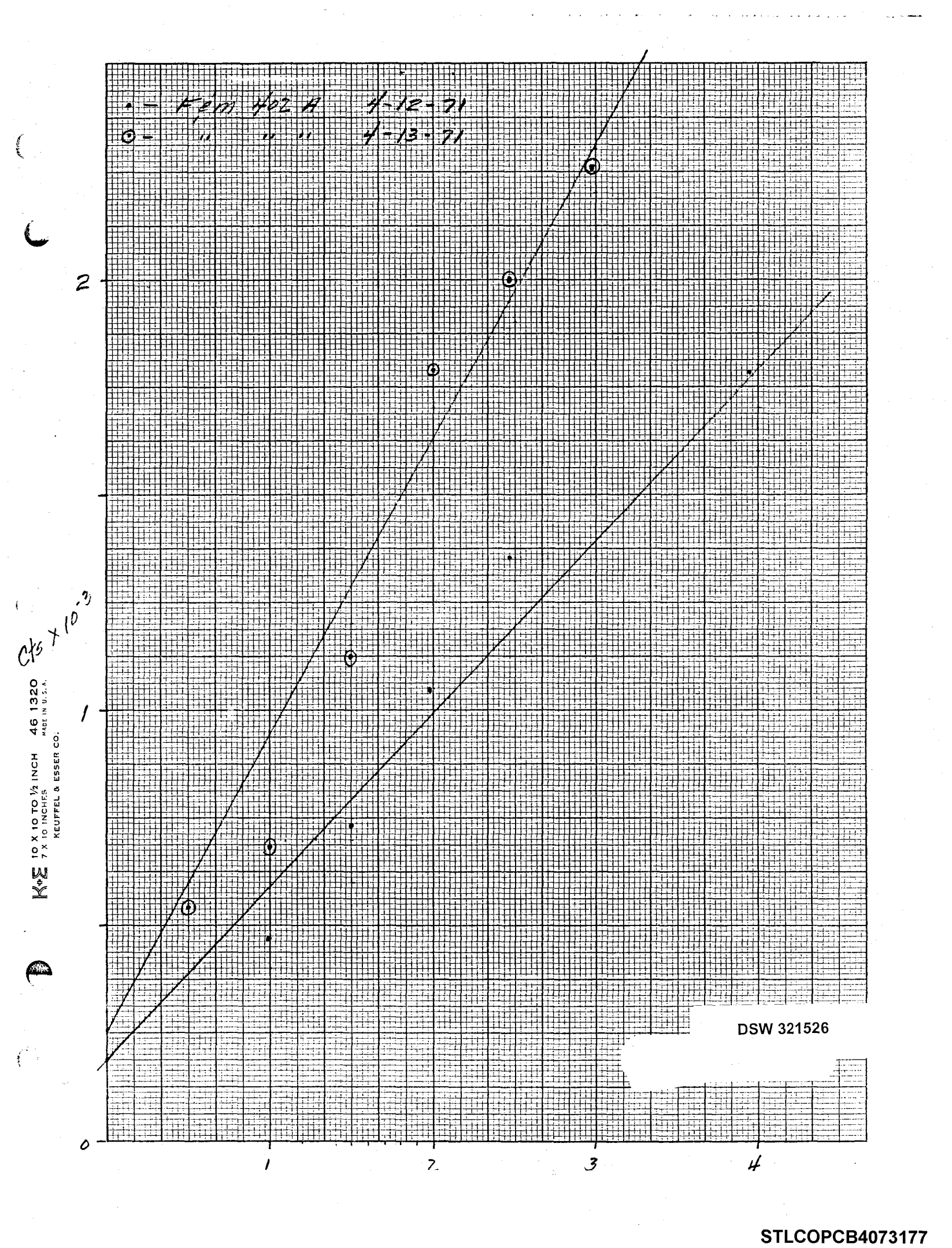

STLCOPCB4073177

2-Year Chronic Rat Study: 12 month sacrifice

	Total Weights		Analysis Wts.	
Tissue	Wet Wt.	Lipid Wt	Wet Wt	Lipid Wt.
A-I ♂				
muscle	61.60	10.39	.9856	0.1663
Liver	88.89	1.7125	1.4222	0.0274
Fat	72.72	67.67	0.5818	0.5414
A-II ♂				
muscle	78.95	15.1375	1.2632	0.2422
Liver	26.98	0.3759	26.98	0.3759
Fat	100.62	85.75	.8050	0.6860
A-III ♂				
muscle	65.43	12.19	1.0469	0.1951
Liver	25.38	0.7706	25.38	0.7706
Fat	64.56	60.25	0.3874	0.3616
B-I ♀				
muscle	73.30	11.105	1.1728	0.1777
Liver	25.29	0.4381	25.29	0.4381
Fat	103.74	100.33	0.8296	0.8027
B-II ♂				
Muscle	76.72	13.94	1.2275	.2230
Liver	27.76	0.7034	27.76	0.7034
Fat	85.64	78.67	0.6851	.6294
B-III ♂				
muscle	77.17	6.62	1.2347	.1059
Liver	26.80	0.7478	26.80	0.7478
Fat	89.21	82.35	0.7137	0.6588

DSW 321527

	Total Weights		Analysis Weights	
Tissue	Wet Wt	Lipid	Wet Wt	Lipid Wt
C-I ♀				
Muscle	83.97	14.21	1.3435	0.2274
Liver	24.51	0.3798	24.51	0.3798
Fat	112.93	103.99	0.9034	.8319
C-II ♂				
Muscle	74.41	11.74	1.1906	0.1879
Liver	27.85	.4042	27.85	0.4042
Fat	113.67	105.30	0.9094	.8424
C-III ♂				
Muscle	77.25	10.725	1.2360	0.1716
Liver	33.18	.7329	33.18	.7329
Fat	138.55	132.685	1.1084	1.0615

Notebook Reference:

A-I - OR157464
A-II - "
A-III - OR157465
B-I - "
B-II - OR157466
B-III - "
C-I - OR157467
C-II - "

DSW 321528

dil

A-I

M	2:10	6
L	—	5
F	2:10	3

A-II

M	1:10	3
L	1:10	3
F	1:10, 2:10	5 µl

A-III

M	1:10	1:10		3 µl
L	1:10	1:10	2:10	5 µl
F	1:10	1:50		5 µl

B-I

M	2:10	6
L	2:10	6
F	2:10	3

B-II

M	1:10, 2:10	3 µl
L	1:10, 1:10	3 µl
F	1:10, 1:10	3 µl

B-III

M	1:10	5:10		4 µl
L	1:10	1:10	3:10	5 µl
F	1:10	1:10	3:10	5 µl

C-I

M	—	5 µl
L	—	5 µl
F	2-10	6 µl

DSW 321529

C-II

M	—	3µl	
L	2:10	5µl	
F	2:10	5µl	~~Should be~~

C-III

M	2:10	3µl	
L	1:10	2:10 5ml	
F	1:10	5:10 4ml	

DSW 321530

Dilutions 12mo sacrifice

✓	A-I	M	2:10
✓		L	—
✓		F	2:10
✓	A-II	M	1:10
✓		L	1:10
✓		F	1:10, 2:10
✓	A-III	M	1:10, 1:10
✓		L	1:10, 1:10, 2:10
✓		F	1:10 1:50
✓	B-I	M	2:10
✓		L	2:10
✓		F	2:10
✓	B-II	M	1:10, 2:10
✓		L	1:10, 1:10
✓		F	1:10, 1:10
✓	B-III	M	1:10, 5:10
✓		L	1:10, 1:10 3:10
✓		F	1:10, 1:10, 3:10
✓	C-I	M	—
✓		L	—
✓		F	2:10
✓	C-II	M	—
✓		L	2:10
✓		F	2:10
✓	C-III	M	2:10
✓		L	1:10, 2:10
✓		F	1:10 5:10

DSW 321531

Fem 402 A

Area (4x10 basis)

	5-13	5-14	5-17
1.016	2753		
2.032	3756	4695	3370
3.048	5914	6994	4809
4.064	7756	7812	6205
5.080		9182	7108
6.096	10046	10102	7746
7.112		11616	7964
8.128	11920		
9.144			
10.160	13950		

Fem 402 B

Area (8x10 basis)

	5-13	5-14	5-17
1.016	1218		
2.032	3451	3203	2351
3.048	4748	5245	5635
4.064	6241	6541	6942
5.080	7757	8231	8342
6.096	9484	9430	9584
7.112		10848	11976
8.128	11652		
9.144	12750		
10.160	13480		

DSW 321532

Eq 111 5750

Area (16×10 basis)

	5-13	5-14	5-17
0.985	872		
1.970	1440	2526	2744
2.955	1908	3554	3902
3.940	2318	4383	4651
4.925		5030 ✓	5393 ✓
5.910	3762 ✓	5756 ✓	5699 ✓
6.895		6379 ✓	6646 ✓
7.880	4420		
8.865			
9.850	5318		

DSW 321533

Calculations on all points

FéM 402 A

5-13	$y = 1895.22 + 1239.88x$	(72)	
5-14	$y = 2576.01 + 1273.88x$	(764)	
5-17	$y = 1996.16 + 919.38x$	(553)	

FéM 402 B

5-13	$y = 652.26 + 1328.96x$	[illegible]	
5-14	$y = 497.62 + 1476.09x$	(986)	0.337
5-17	$y = 414.79 + 1581.05x$	940	[illegible]

FéM 5750

5-13	$y = 209.47 + 255.85x$	(152)	
5-14	$y = 1195.21 + 769.20x$	(462)	
5-17	$y = 1573.69 + 691.62x$	(415)	

DSW 321534

STLCOPCB4073185

Calculation circled points

F & M 402 A

5-13	y =	757.50	+	1688.78 x	[illegible]	
5-14	y =	1824.83	+	1533.95 x	920)	
5-17	y =	542.17	+	1395.18 x	(837)	

F & M 402 B

5-13	y =	280.17	+	1595.96 x	[illegible]	
5-14	y =	951.50	+	1402.07 x	[illegible]	
5-17	y =	1664.60	+	1303.83 x	[illegible]	

F & M 5750

5-13	y =	433.00	+	487.92 x	[illegible]	[illegible]
5-14	y =	702.17	+	942.64 x	([illegible])	0.746
5-17	y =	905.17	+	968.02 x	([illegible])	[illegible]

DSW 321535

STLCOPCB4073186

Calculation squared factor

FEM 402A

C-13	$y = 1161 + 1502x$	0.77
C-14	$y = 2156 + 1338x$	1.6
C-17	$y = 959 + 1241x$	0.77

FEM 402B

C-13	$y = 713 + 1369x$	0.52
C-14	$y = 354 + 1519x$	0.23
C-17	$y = 732 + 1488x$	0.49

FEM C750

C-13	$y = 252 + 573x$	0.44
C-14	$y = 962.9 + 846x$	1.12
C-17	$= 1129 + 883x$	1.27

DSW 321536

14 20

$15\overline{)20}$ 1 3
15
5

F & M 402 B

1 µl	1218 cts	1.016 ng	1198 cts/ng	
2	3451	2.032	1698	
3	4748	3.048	1558	
4	6241	4.064	1535	
5	7757	5.080	1527	1544
6	9484	6.096	1556	
7		7.112		
8	11552	8.128	1421	
9	12750	9.144	1394	
10	13420	10.160	1326	

graph DV

$$\frac{500 \text{ cts}}{1544 \text{ cts/ng}} = 0.3238 \text{ ng}$$

$$.3238 \text{ ng} / 1.016 \text{ ng/µl} = 0.3 \text{ µl DV}$$

vs

0.6 µl DV visual

Conclusions

inject 2 → 7 µl of 1 ng std

" 3 → 6 µl of sample all to yield 6500 cts

may not be true for F & M 402 A or 5750 ?

1254 only ?

DSW 321537

STLCOPCB4073188

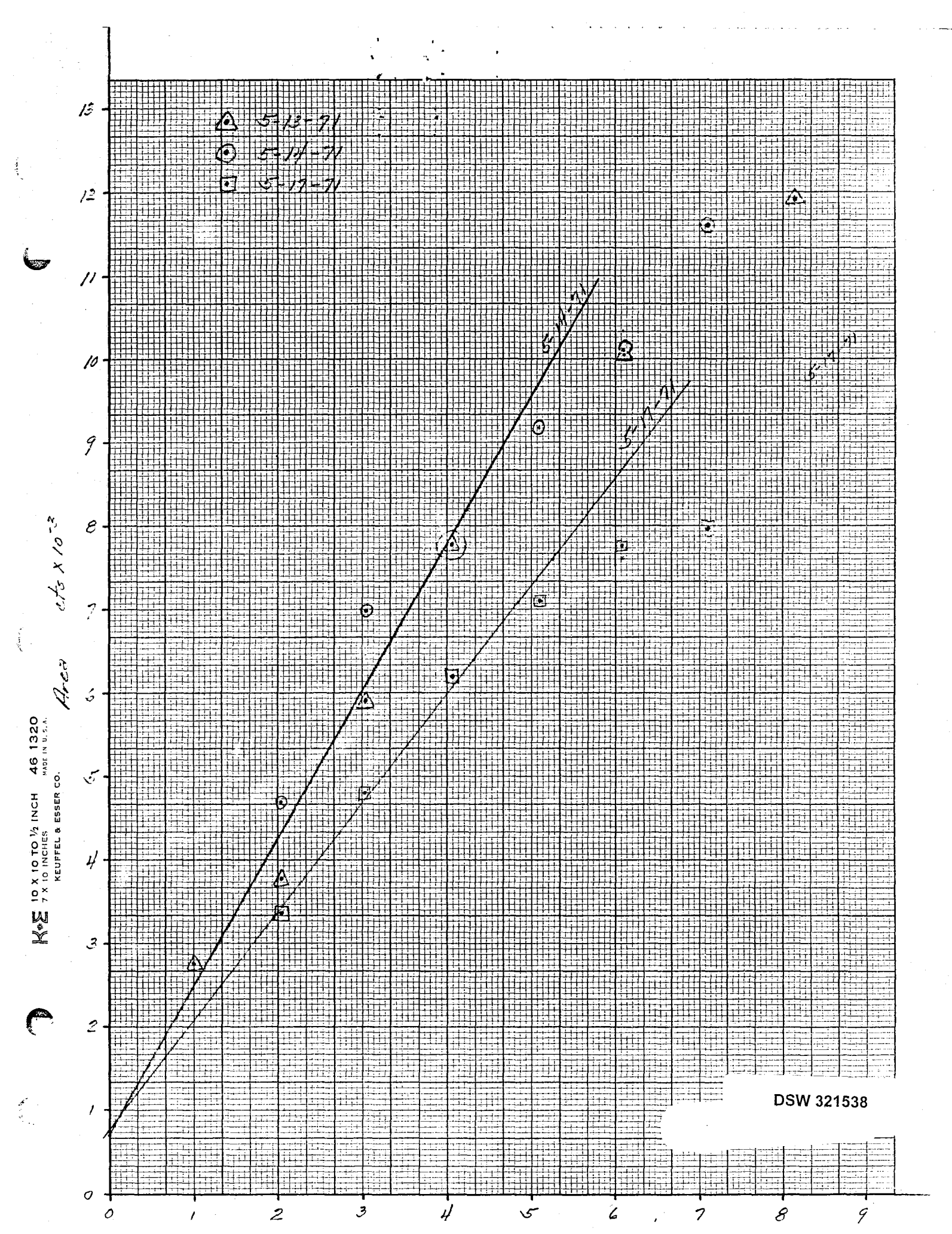

DSW 321538

STLCOPCB4073189

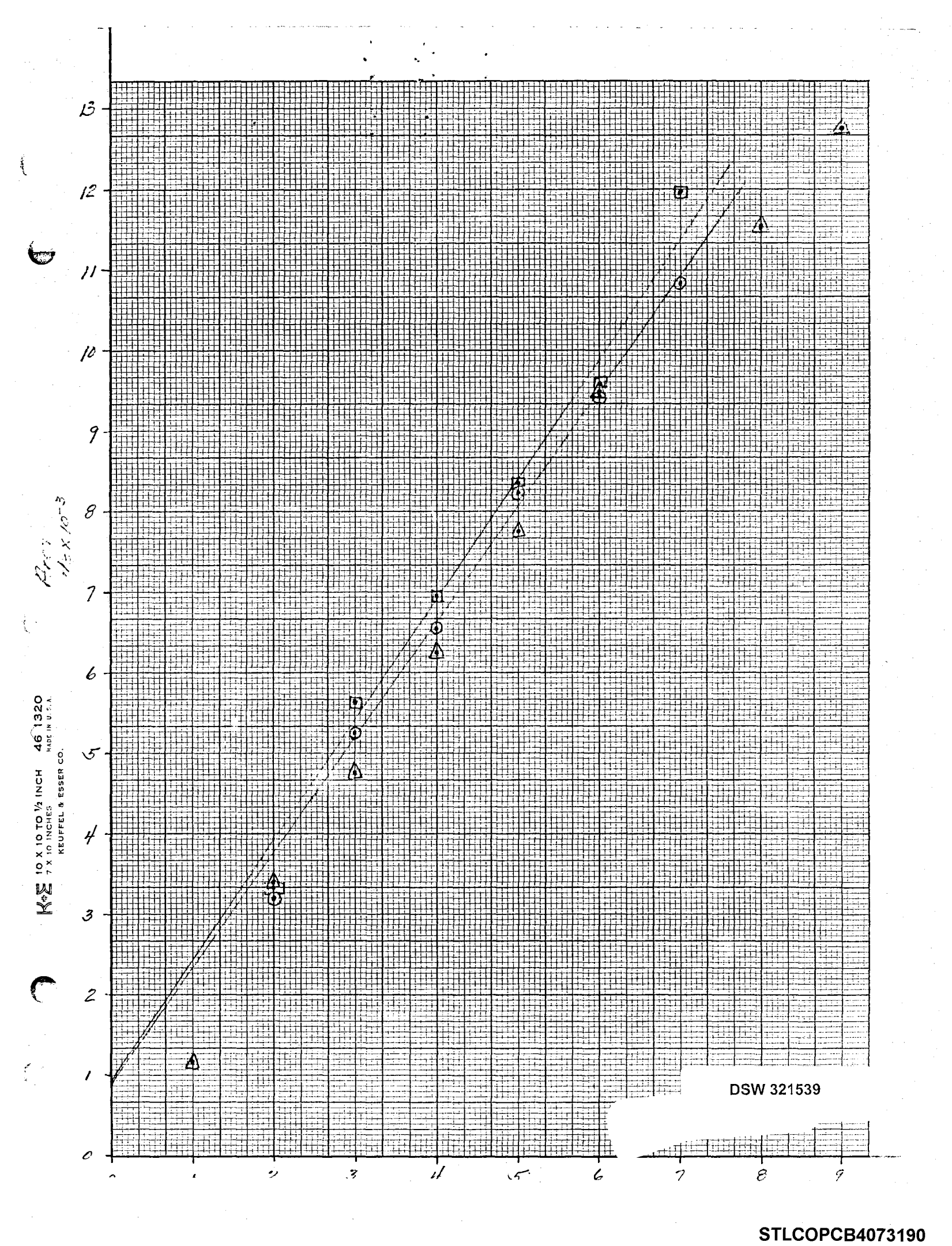

STLCOPCB4073190

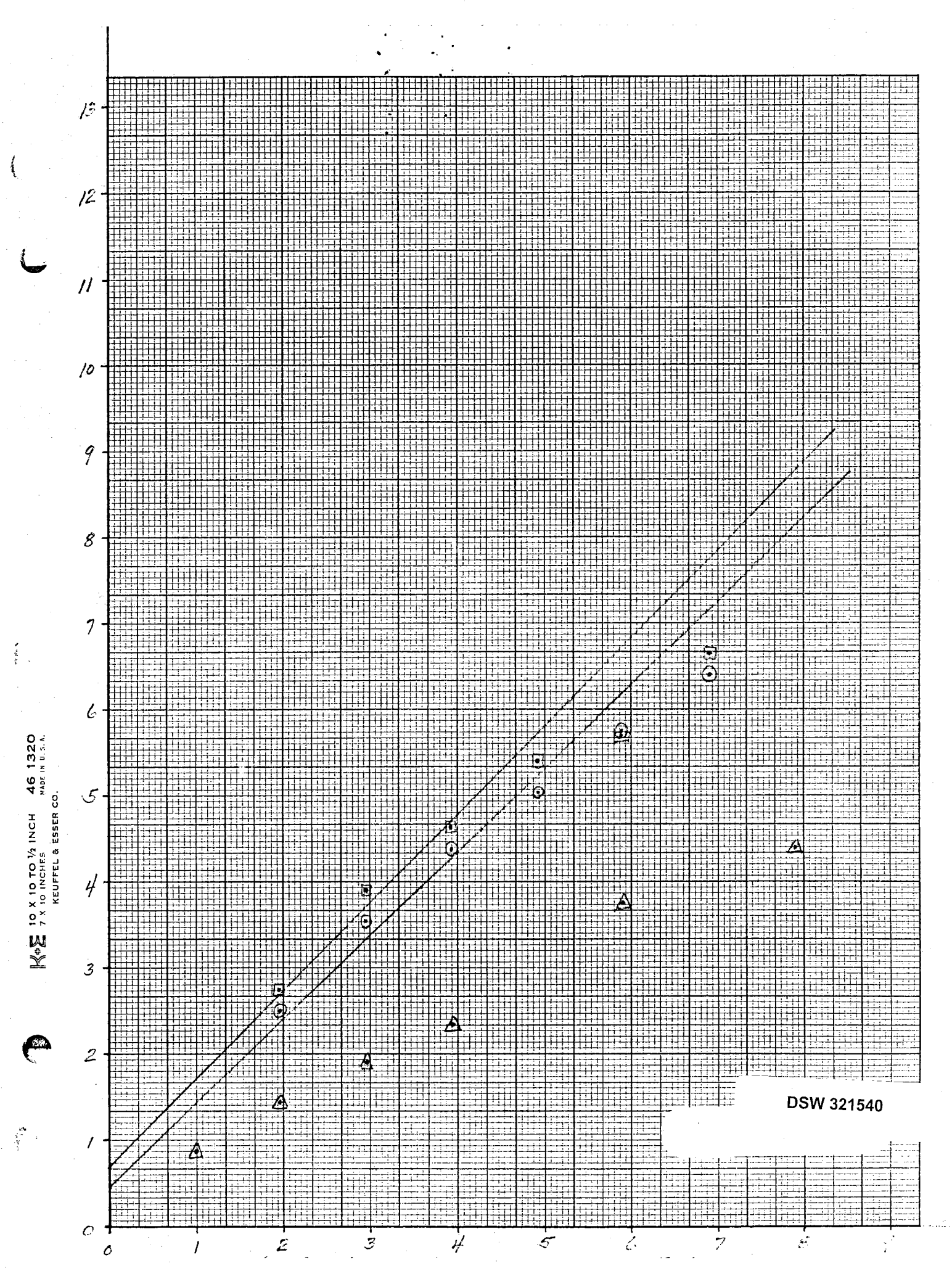

STLCOPCB4073191

A - III - m	3	3371	2.63 mg
A - III - L	5	3456	2.70 mg
A - III - F	5	2276	1.55 mg

2744 >		
3902 >	1158	1175
4651 >	749	760
5393 >	742	753
5699 >	306	311
6646 >	947	961

0.6 0.985 × 792 =

A-I-M	6µl	2259	1.66 mg
A-I-L	5µl	1806	1.36 mg
A-I-F	3µl	4232	3.90 mg
A-II-M	3µl	4104	3.76 mg
A-II-L	3µl	4609	4.26 mg
A-II-F	5µl	3929	3.60 mg

2526 >	1028	1012
3554 >	829	816
4383 >	647	637
5030 >	726	714
5756 >	623	613
6379		
		758

$0.6\,\mu l \times 0.985 \frac{ng}{\mu l} \times 758 \frac{cts}{ng} =$ 448 cts

DSW 321542

Chronic Rat Study - 24 Month Sacrifice

Sample Tissues	Total Weights		Analysis Weights	
	Wet Wt.	Lipid Wt	Wet Wt	Lipid Wt.
Control ♀				
Muscle	15.58 g	2.08 g	0.2493 g	0.0333 g
Liver	25.00 g	0.3834 g	25.00 g	0.3834 g
Fat	22.69 g	17.94 g	0.3630 g	0.2871 g
Control ♂				
Muscle	15.90 g	5.26 g	0.2544 g	0.0841 g
Liver	26.11 g	0.3285 g	26.11 g	0.3285 g
Fat	14.71 g	13.05 g	0.2354 g	0.2088 g
A-I ♀				
Muscle	18.88 g	6.35 g	0.3021 g	0.1016 g
Liver	23.15 g	0.5219 g	23.15 g	0.5219 g
Fat	20.50 g	18.86 g	0.3280 g	0.3019 g
A-I ♂				
Muscle	32.76 g	11.07 g	0.5242 g	0.1771 g
Liver	26.70 g	0.3184 g	26.70 g	0.3184 g
Fat	10.31 g	7.28 g	0.1650 g	0.1163 g
A-II ♀				
Muscle	14.85 g	3.43 g	0.2376 g	0.0549 g
Liver	27.58 g	0.3142 g	27.58 g	0.3142 g
Fat	16.68 g	14.66 g	0.2669 g	0.2346
A-II ♂				
Muscle	28.00 g	8.28 g	0.4480 g	0.1325 g
Liver	25.85 g	0.3134 g	25.85 g	0.3134 g
Fat	21.09 g	16.86 g	0.3374 g	0.2697 g

DSW 321543

Chronic Rat Study
24 Month Sacrifice

Tissue	Total Weights		Analysis Wts.	
	Wet wt	Lipid Wt	Wet Wt	Lipid Wt
B-I ♂				
Muscle	19.70	3.69	0.3940	0.0737
Liver	26.00	0.4463	26.00	0.4463
Fat	11.85	9.03	0.237	0.1806
B-I ♀				
Muscle	15.66	3.53	0.3132	0.0706
Liver	32.76	0.2815	32.76	0.2815
Fat	38.76	34.19	.6203	0.5470
B-II ♂				
Muscle	24.30	7.69	0.486	0.1537
Liver	22.31	0.4317	22.31	0.4317
Fat	44.95	40.21	0.7192	0.6434
B-II ♀				
muscle	18.44	3.79	0.3688	0.0758
Liver	47.35	1.1639	47.35	1.1639
Fat	29.42	26.81	0.4707	0.4290
B-III ♂				
Muscle	9.61	1.84	0.1922	0.0369
Liver	26.23	1.1191	26.23	1.1191
Fat	27.49	20.38	0.4398	0.3261
B-III ♀				
Muscle	12.56	1.82	0.2512	0.0363
Liver	34.40	0.6124	34.40	0.6124
Fat	21.37	18.98	0.4274	0.3796

DSW 321544

STLCOPCB4073195

Tissue	Total Weights		Analysis Wts	
	Wet Wt	LIPID Wt	Wet Wt	LIPID Wt
C-I ♂				
Muscle	31.37	9.18	0.5019	0.1836
Liver	30.85	0.6164	30.85	0.6164
Fat	38.66	34.14	0.7732	0.6827
C-I ♀				
Muscle	13.46	4.31	0.2154	0.0699
Liver	30.34	1.0351	30.34	1.0351
Fat	28.60	19.50	0.4576	0.3120
C-II ♂				
Muscle	22.11	3.86	0.4422	0.0771
Liver	35.10	0.7091	35.10	0.7091
Fat	24.53	20.72	0.4906	0.4143
C-II ♀				
Muscle	25.63	4.97	0.5126	0.0993
Liver	40.80	1.1349	40.80	1.1349
Fat	43.78	42.99	0.8756	0.8598
C-III ♂				
Muscle	25.63	5.91	0.5126	0.1182
Liver	40.80	0.6439	40.80	0.6439
Fat	30.94	30.30	0.6188	0.6060
C-III ♀				
Muscle	16.14	5.64	0.3228	0.1127
Liver	33.82	0.9350	33.82	0.9350
Fat	25.05	24.02	0.5010	0.4804

DSW 321545

A-I ♂ M

" " L 1:10, 2:10

" " F I - 1:10 (Ia - 2:10)

A-I ♀ M

L 1:10

F 2:10

A II ♂ M I-2:10 (Ia 1:10)

L 1:10

F 1:10

A II ♀ M 2:10

L 1:10, 2:10

F 1:10

DSW 321546

24 mo sac
Rat B7298

			ng
x4	2	10644	1.97
	3	15082	2.96
x8	4	27104	3.94
	5	34216	4.92
	6	41480	5.91
	7	49336	6.90
x16	8	57440	7.88

A-I	♂	III	3µl	—	32456	5.00 ng
A-I	♂	L	5µl	1:10, 2:10	20504	2.96
A-I	♂	F	5µl	2:10	16744	2.43
A-II	♂	III	3µl	1:10	24616	3.60
A-II	♂	L	5µl	1:10	16432	2.40
A-II	♂	F	3µl	1:10	27104	5.40

DSW 321547

B 7298

Rats 24 mo old.

µl		ng
2	2628	1.97
3	4314	2.96
4	5309	3.94
5	6110	4.93
6	6832	5.92
7	7614	6.89
8	7989	7.88

A III ♂ M	5µl	1:10 1:10	4339	2.93
A III ♀ M	5µl	1:10 1:10	3218	1.61
A III ♂ L	3µl	1:10, 1:10, 1:10	4843	3.56
A III ♀ L	3µl	1:10, 1:10, 1:10	3593	2.06
A III ♂ F	5µl	1:10, 1:10, 2:10	3244	1.63
A III ♀ F	5µl	1:10, 1:10, 2:10	5796	4.66

DSW 321548

24 mo aac

Xat B 7298

2	2.032	6924
3	3.048	11156
4	4.064	15348
5	5.080	19748
6	6.096	23120
7	7.112	28464
8	8.128	32616

Cart 8 F	8pl	17%	8960	2.33	
Cart 8 I.	6pl	17	24528	6.33	
Cart 8 III	8pl	20%	3768	1.00	

DSW 321549

24 mo sac
Rats B 7292

2	10204
3	14000
4	17496
5	21616
6	24096
7	28208
8	31048

Cont ♀ M.	8µl	~20%	4512	0.3 ng
Cont ♀ L	6µl	"	24624	6.10
Cont ♀ F	8µl	"	10744	2.10

DSW 321550

STLCOPCB4073201

24 mo sac

Rats E7298

2	45792
3	61032
4	76408
5	91104
6	102016
7	112480
8	122640

C-I ♀ III	7µl	—	18248	0.2 mg
C-I ♂ F	3µl	—	49400	2.30
C-I ♀ F	3µl	—	47408	2.15
C-II ♂ III	3µl	—	90528	5.05
C-II ♀ L	4µl	1:10	67432	3.50
C-III ♀ III	5µl	1:10	64040	3.26
C III ♂ F	7µl	1:10, 1:10	43384	1.86
C-III ♀ F	5µl	1:10, 1:10	31840	1.13

DSW 321551

24 mo sac

Rats B7298

2	2.032	10732
3	3.048	14832
4	4.064	19232
5	5.080	23128
6	6.096	25712
7	7.112	28872
8	8.128	32224

B-III ♀ F	5µl	1:10, 1:10, 2:10	8736	1.33
C-II ♀ M	3µl	—	14524	2.96
C-II ♂ F	5µl	2:10	17876	3.90
C-III ♂ M	5µl	1:10	11980	2.23
C-III ♂ L	5µl	1:10, 2:10	14728	3.00
C-I ♂ L	7µl	2:10	14828	3.06

DSW 321552

B 7298
24 Mo Sac

2	6120	6188	2.032
3	9364		3.048
4	11596		4.064
5	15324		5.080
6	17400		6.096
7	20072		7.112
8	20136	19624	8.128

B-I ♀ M	3	—	6028	1.96 ng
B-I ♀ L	5	2:10	10100	3.33 ng
B-I ♀ F	5	1:10	8568	2.80 ng
B-II ♀ M	5	1:10	10096	3.33 ng

DSW 321553

B 7298
24 hr Sac

2	9564	9778	2.032
3	15160		3.048
4	20292		4064
5			
6	29732		6.096
7			
8		40016	8.128

E-I ♂ M	18220	3µl	—	3.7ng
E-I ♂ L	23216	5µl	1:10	4.7ng
E-I ♂ F	7388	7µl	1:10	1.5ng

DSW 321554

24 mo sac
Rat B 7298

	ng	cts
2 µl	2.032	9956
3	3.048	14632
4	4.064	18420
5	5.080	21656
6	6.096	25104
7	7.112	28083
8	8.128	32184

	µl			ng
B-II ♂ M	3	1:10	14836	3.13
B-II ♀ L	5	1:10, 2:10, 2:10	9624	1.6
B II ♀ F	3	1:10, 2:10	10468	1.83
B III ♂ F	7	1:10, 1:10, 1:10	7024	0.93

DSW 321555

24-mo ave
Kato B7298

2	12580	1.97
3	16228	2.96
4	20952	3.94
5	24984	4.92
6	29064	5.91
7	33584	6.90
8	37984	7.88

A-I & M	1 µl	—	17736	3.46
A-I & L	5 µl	1:10	15144	2.90
A-I & F	5 µl	2:10	15744	3.02
A-II & M	5 µl	2:10	22912	4.50
A-II & L	5 µl	1:10, 2:10	23952	4.83
A-II & F	5 µl	1:10	25880	5.26

DSW 321556

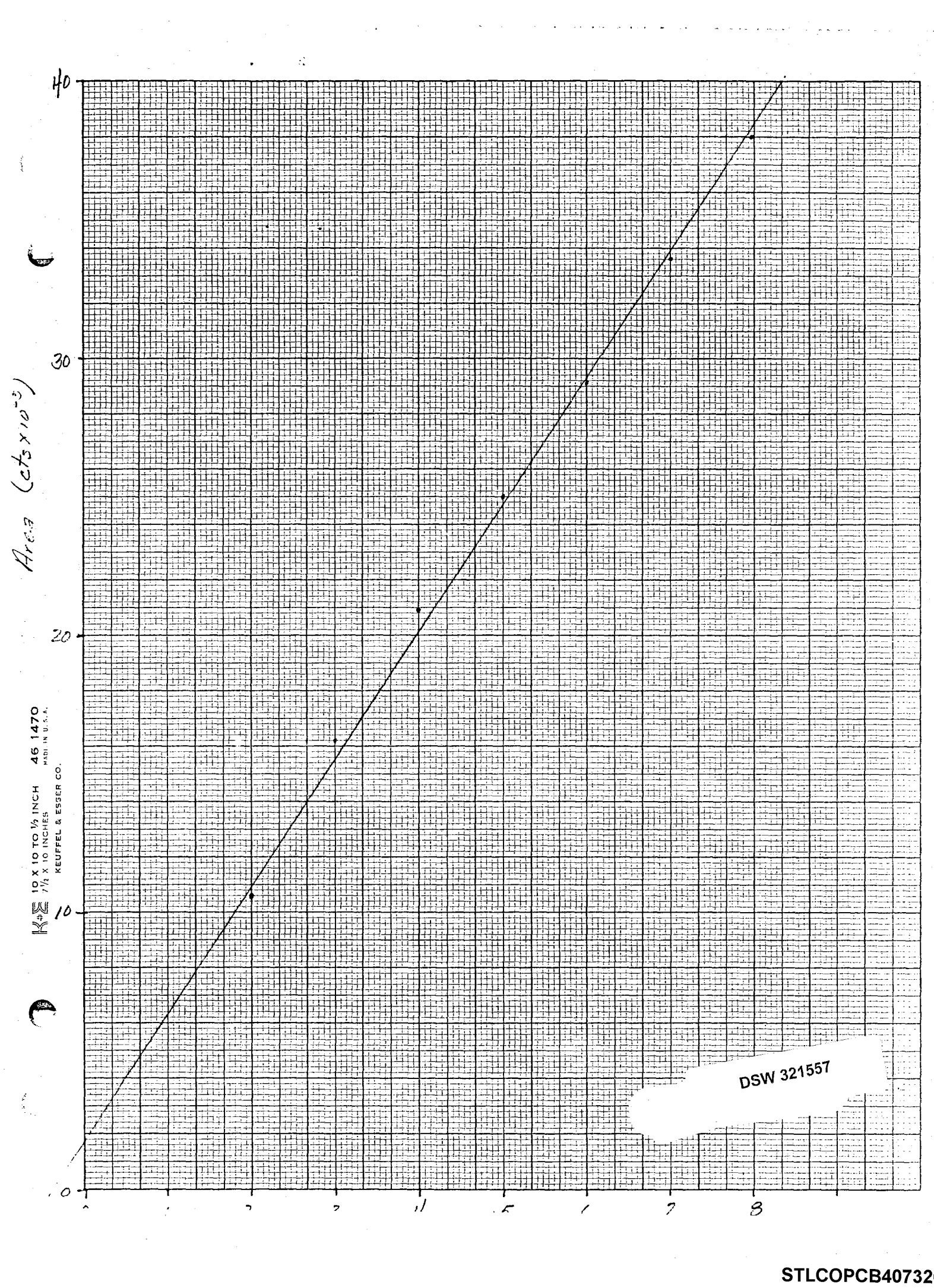

STLCOPCB4073208

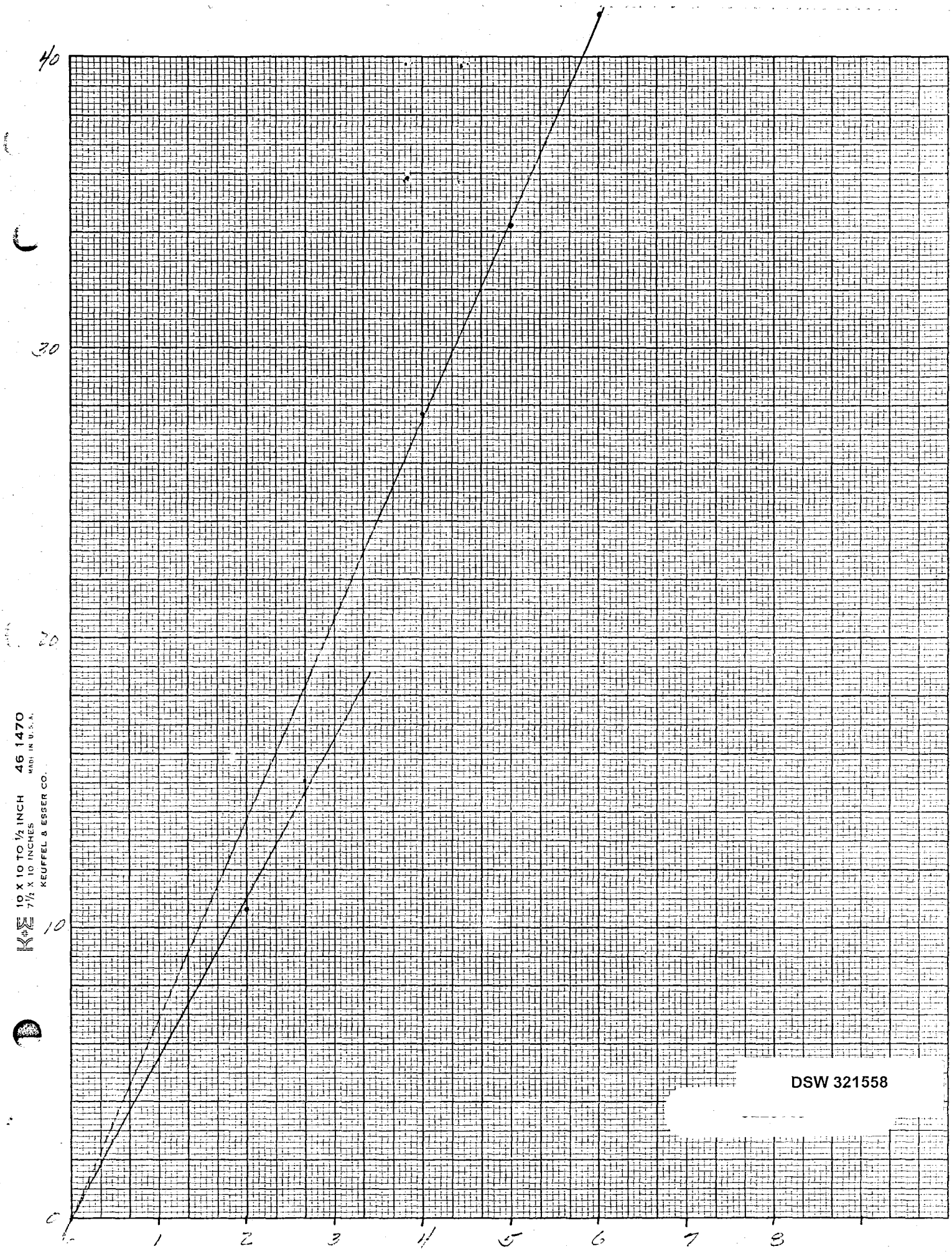
40
30
20
10
0
1
2
3
4
5
6
7
8
10 X 10 TO ½ INCH 46 1470
7½ X 10 INCHES MADE IN U.S.A.
KEUFFEL & ESSER CO.
DSW 321558

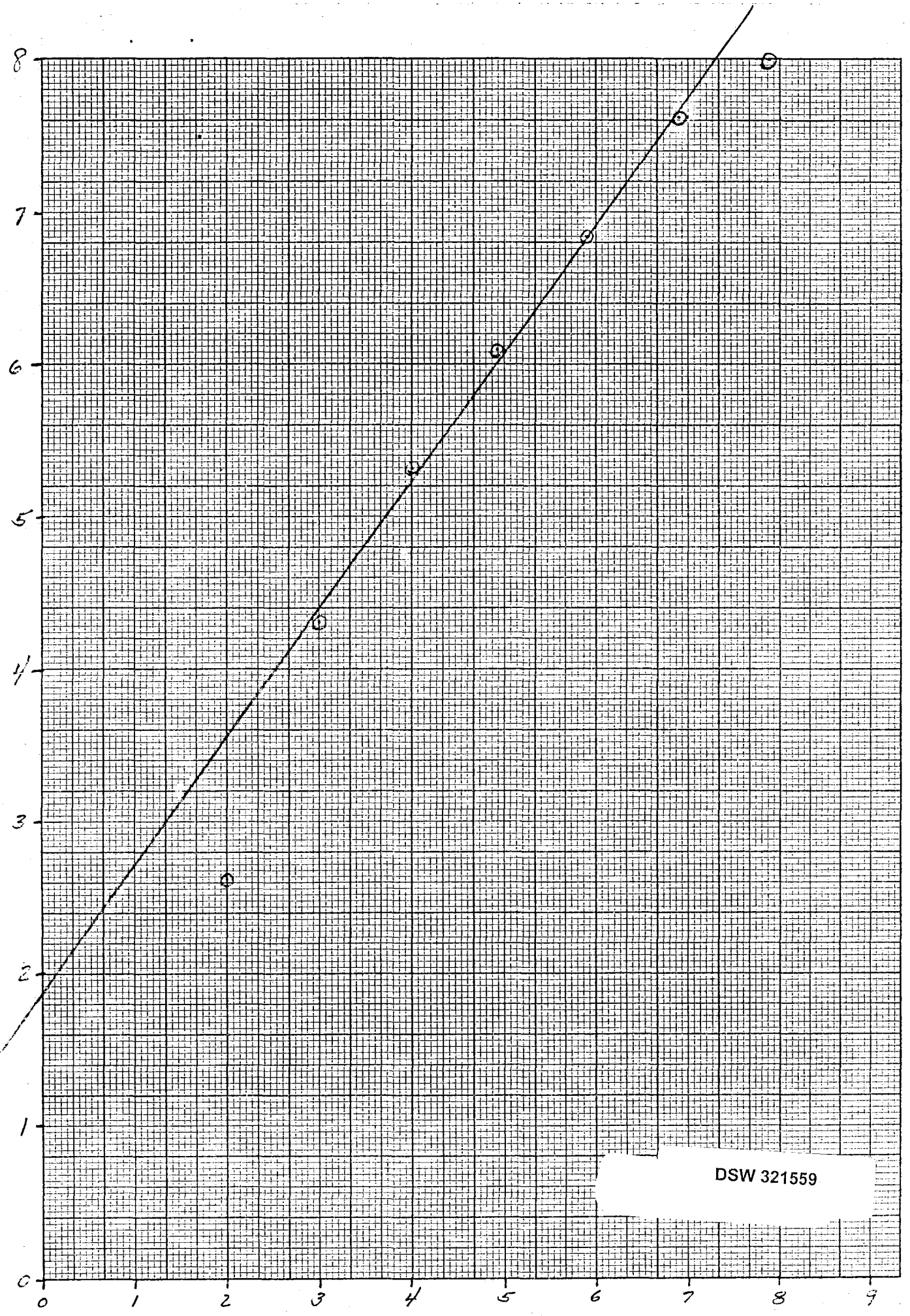

10 X 10 TO ½ INCH 46 1320
7 X 10 INCHES MADE IN U.S.A.
KEUFFEL & ESSER CO.

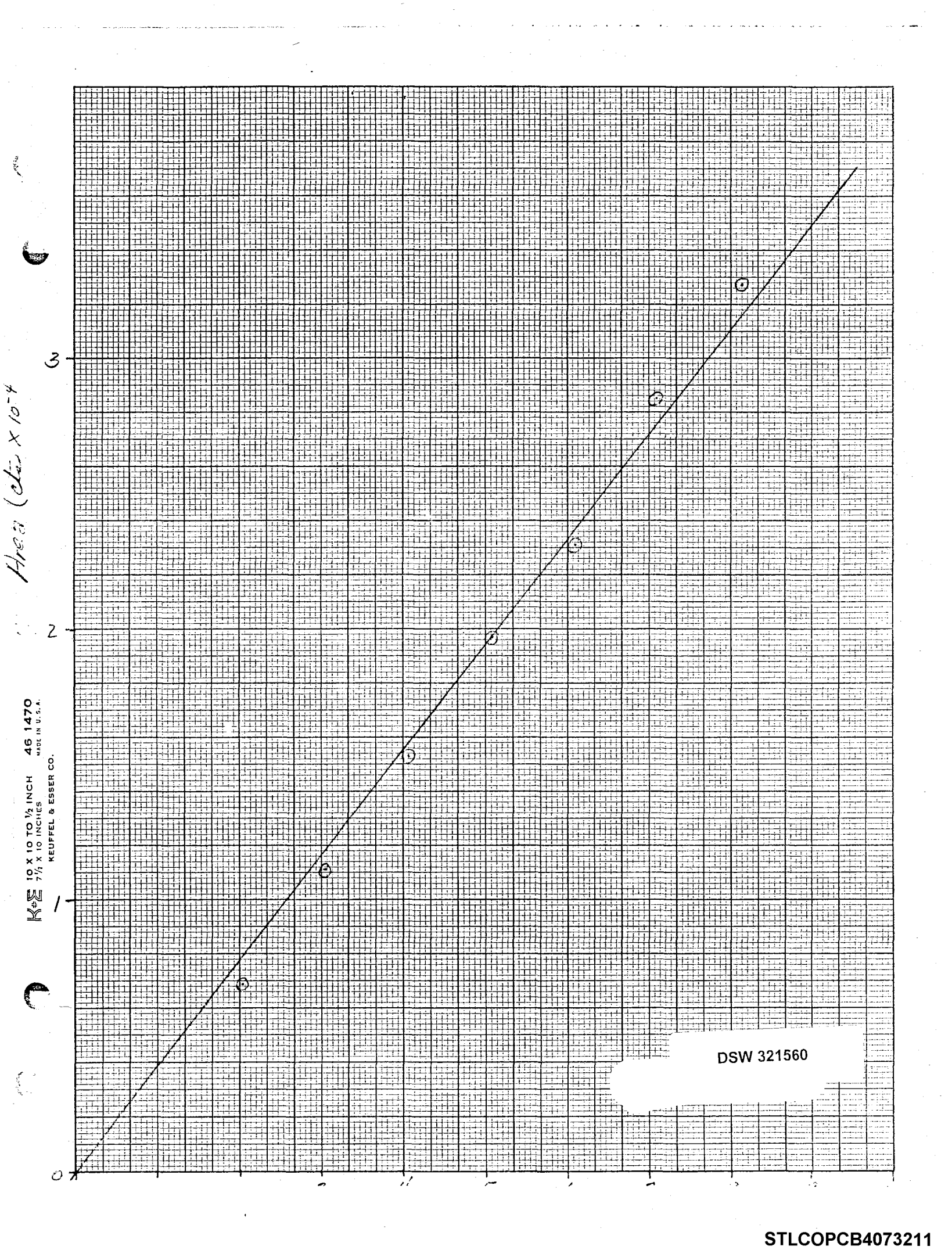

STLCOPCB4073211

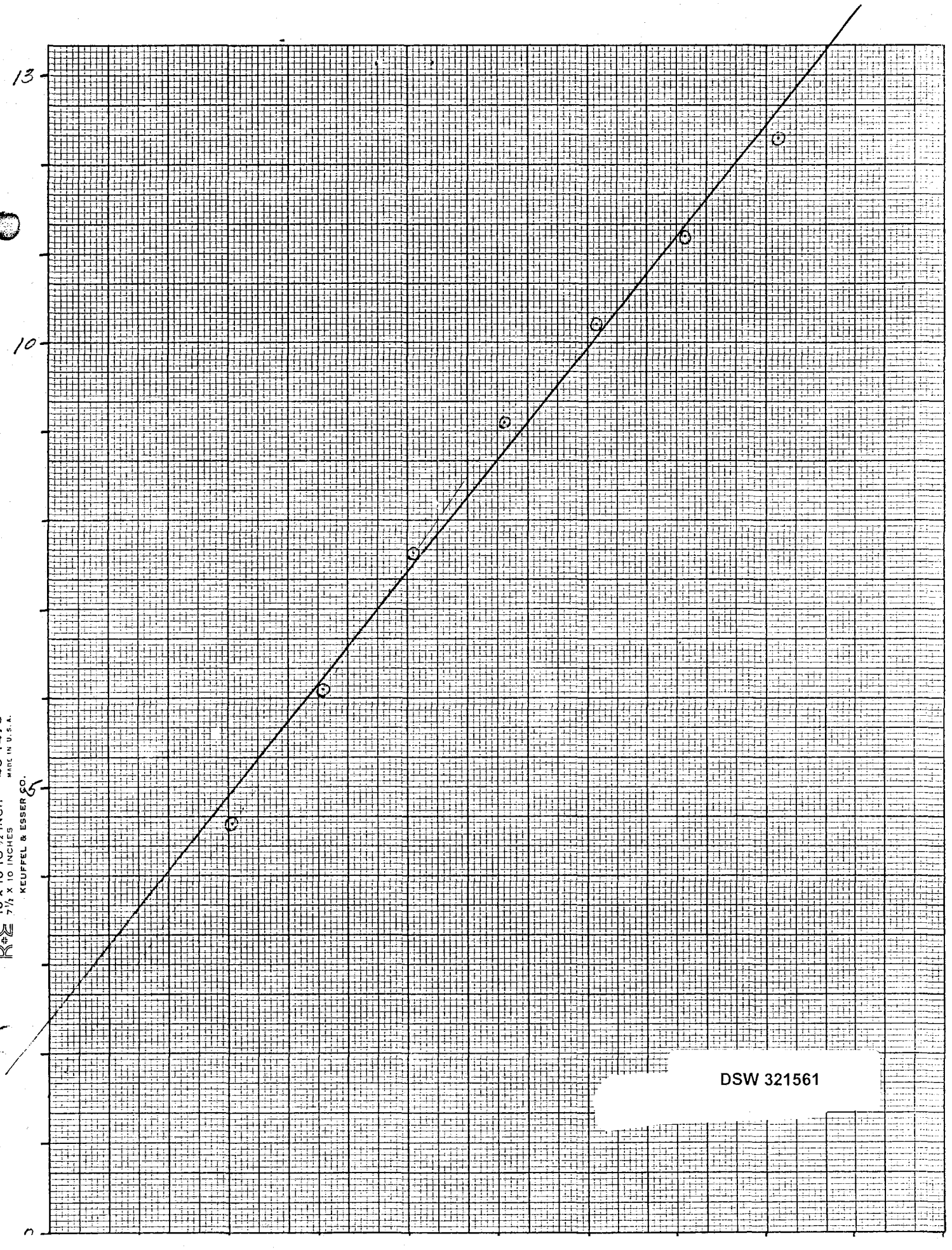

KE 10 X 10 TO ½ INCH 46 1470
7½ X 10 INCHES MADE IN U.S.A.
KEUFFEL & ESSER CO.

STLCOPCB4073212

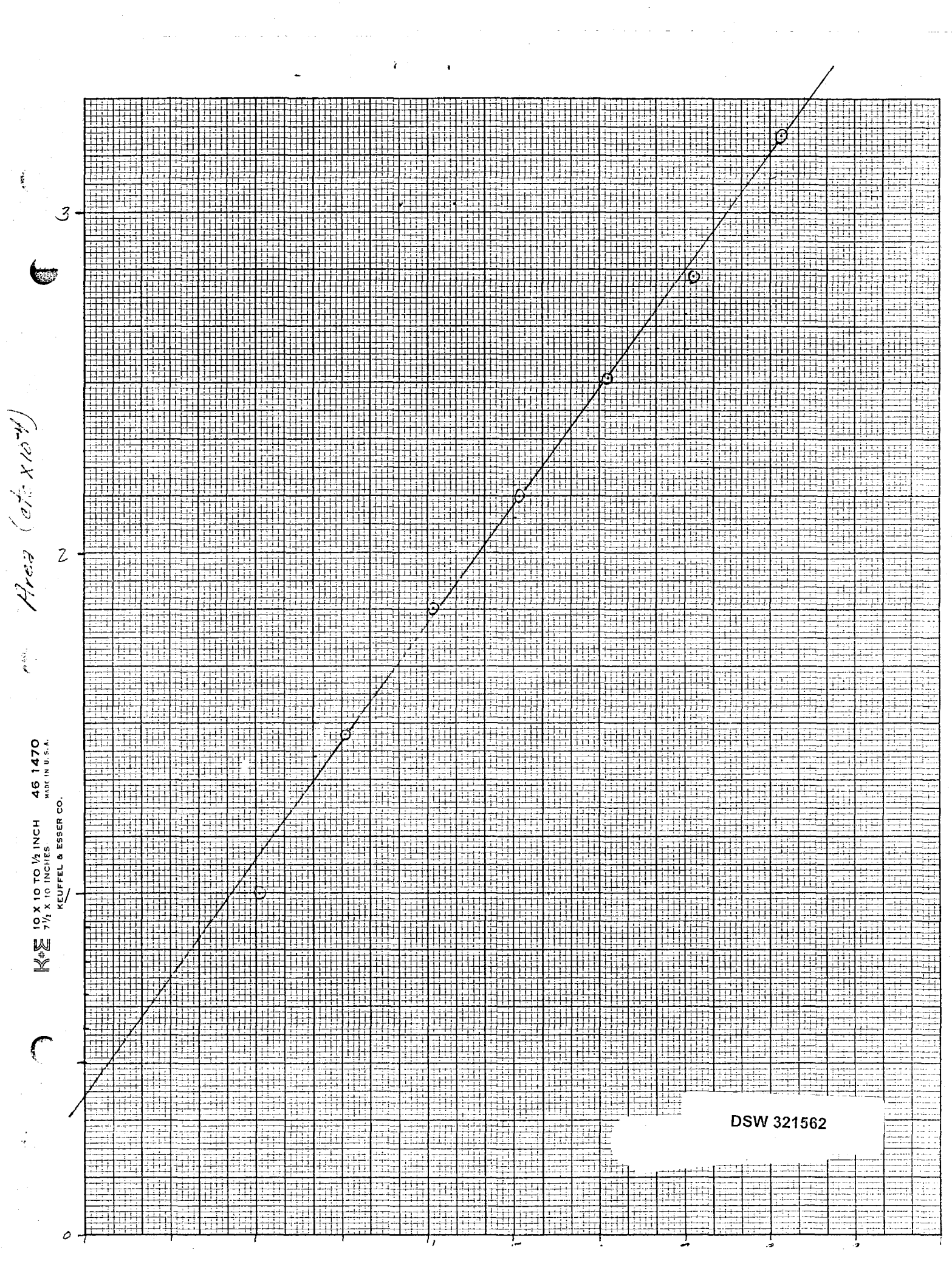
3
2
1
0
Area (cm² x 10⁻⁴)
10 X 10 TO ½ INCH 46 1470
7½ X 10 INCHES MADE IN U.S.A.
KEUFFEL & ESSER CO.
DSW 321562

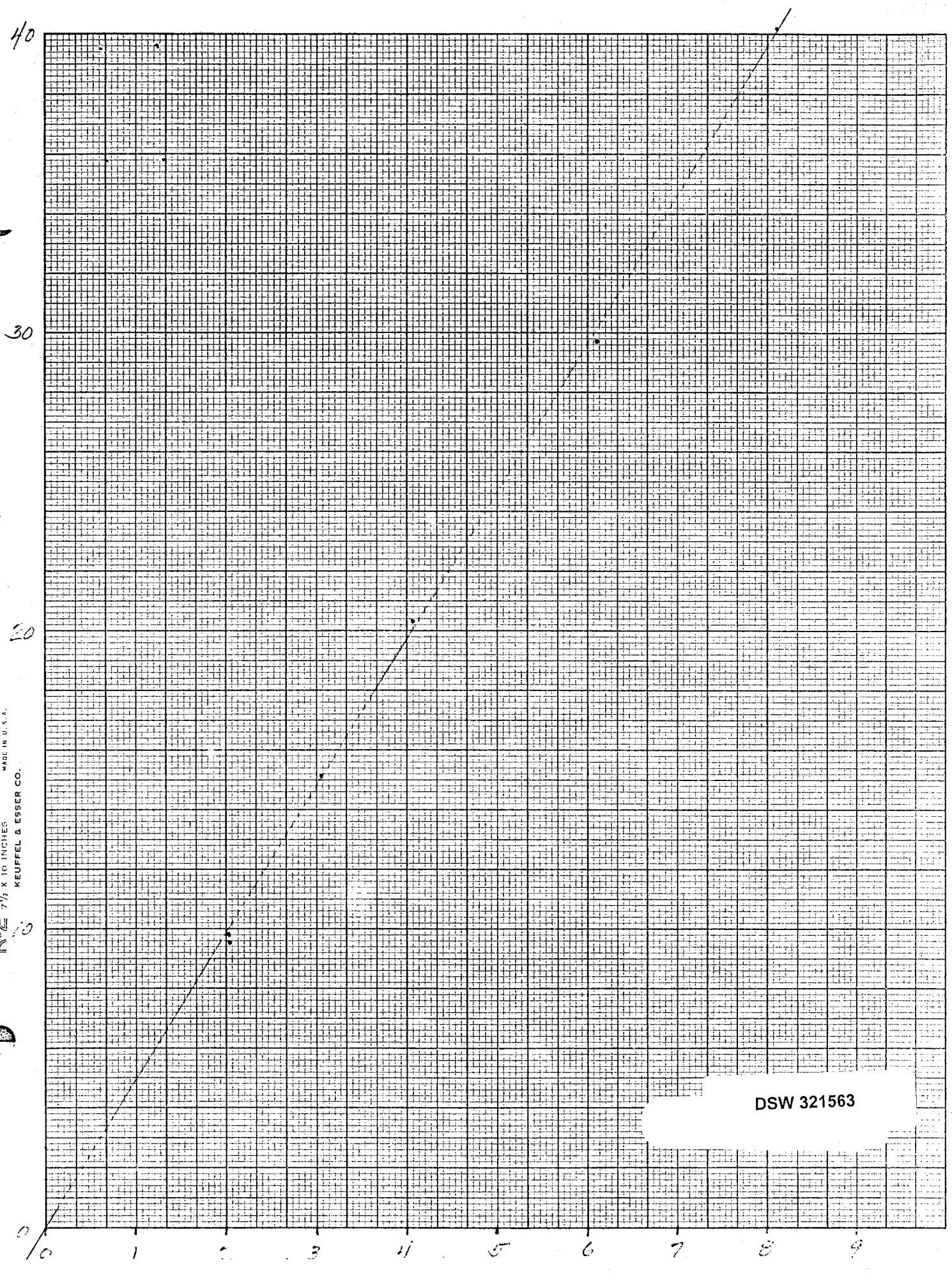

STLCOPCB4073214

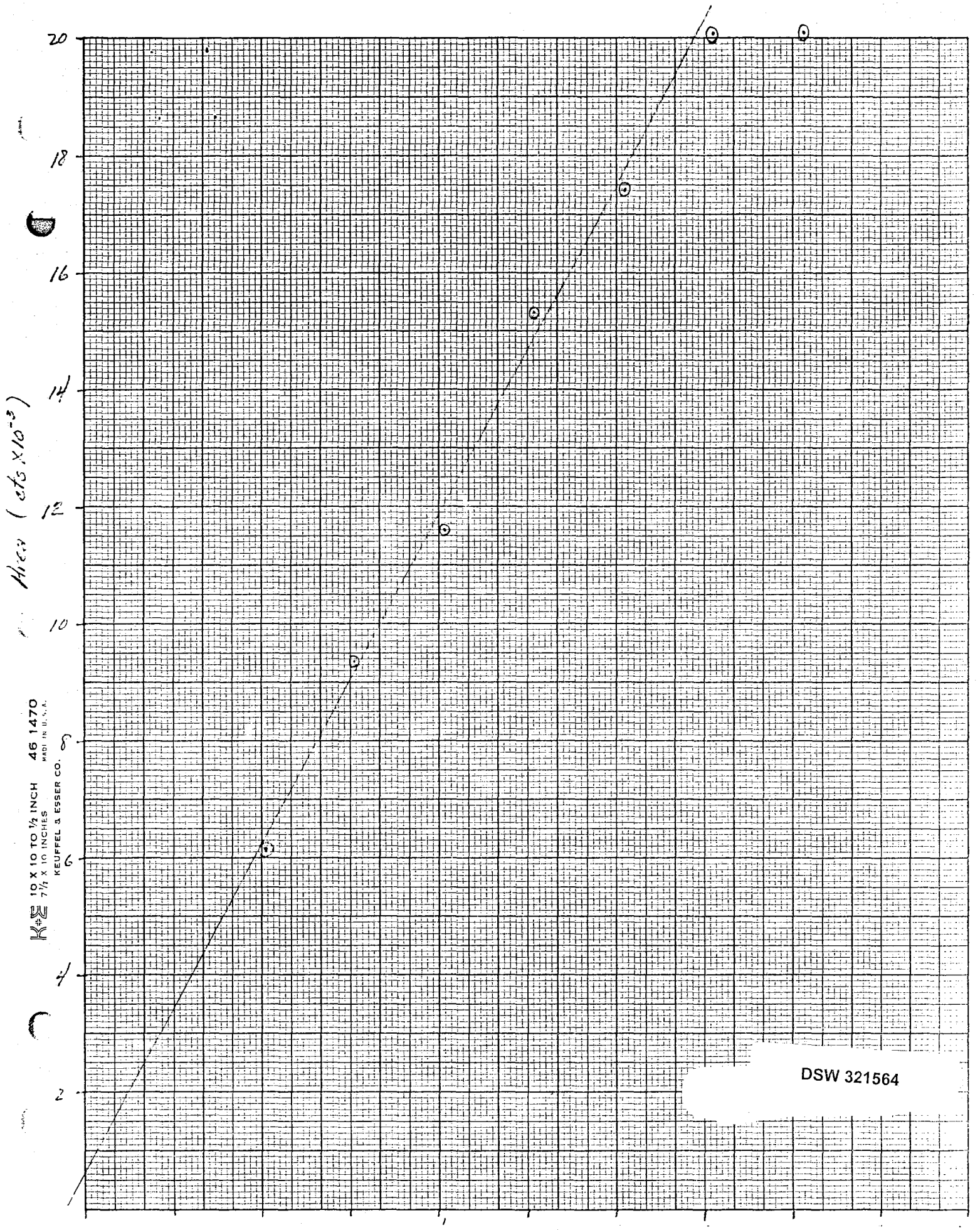

DSW 321564

STLCOPCB4073215

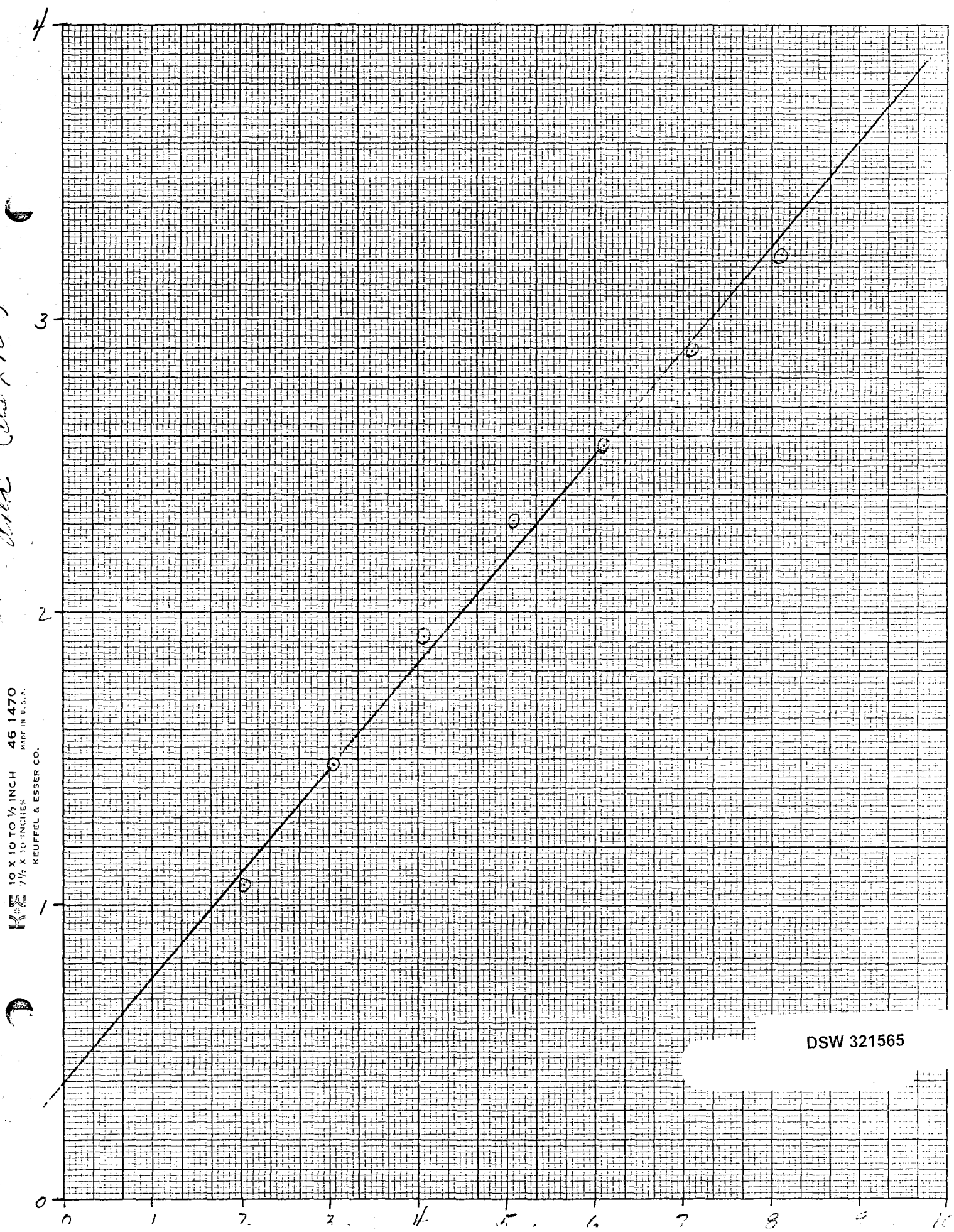

DSW 321565

STLCOPCB4073216

24 mo sac
Rat B 7298

2	2.032	7936
3	3.048	13600
5	5.080	24116
6	6.096	25792
7	7.112	32840

B-II ♂ L	5	1:10, 2:10	10784	2.33	
B-II ♂ F	5	1:10, 2:10	20480	4.39	
B-III ♂ M	5	1:10, 2:10	5696	1.23	
B-III ♂ L	3	1:10, 1:10, 2:10	11120	2.43	
B III ♀ M	5	1:10, 2:10	8848	1.93	
B III ♀ L	5	1:10, 1:10, 1:10, 2:10	6004	1.30	

DSW 321566

STLCOPCB4073217

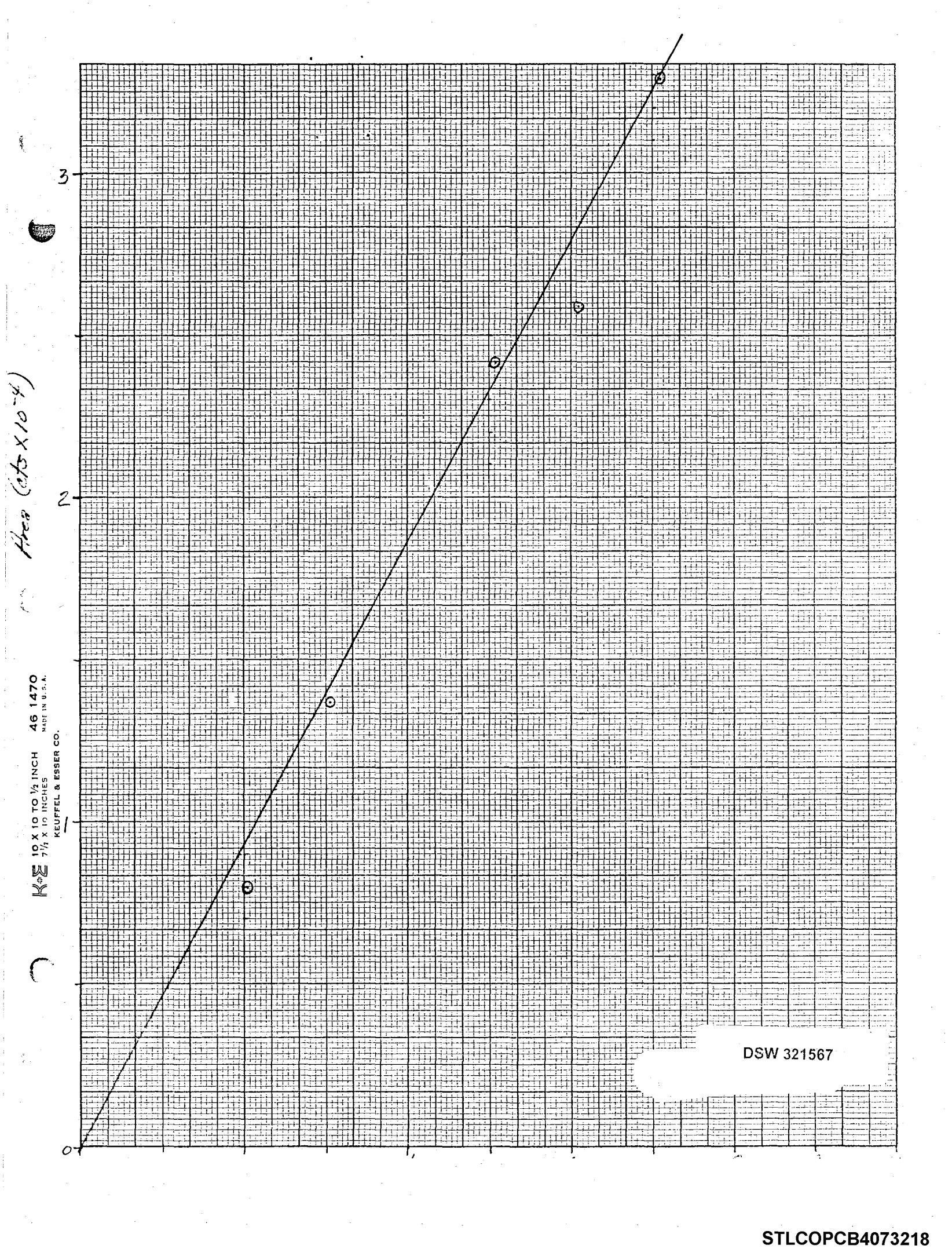

STLCOPCB4073218

B-I ♂ F	4µl	1139	1.25
B-II ♂ F ? (B III)	3µl	1295	1.45
x B III ♀ F	3µl	1562	1.78
C-I ♀ M	2µl	3689	4.32
C III ♂ F	6µl	793	0.76

DSW 321568

1 yd	525	
2	902	902
3	1427	809
4	1711	606
5	2033	678
7	2711	

749

DSW 321569

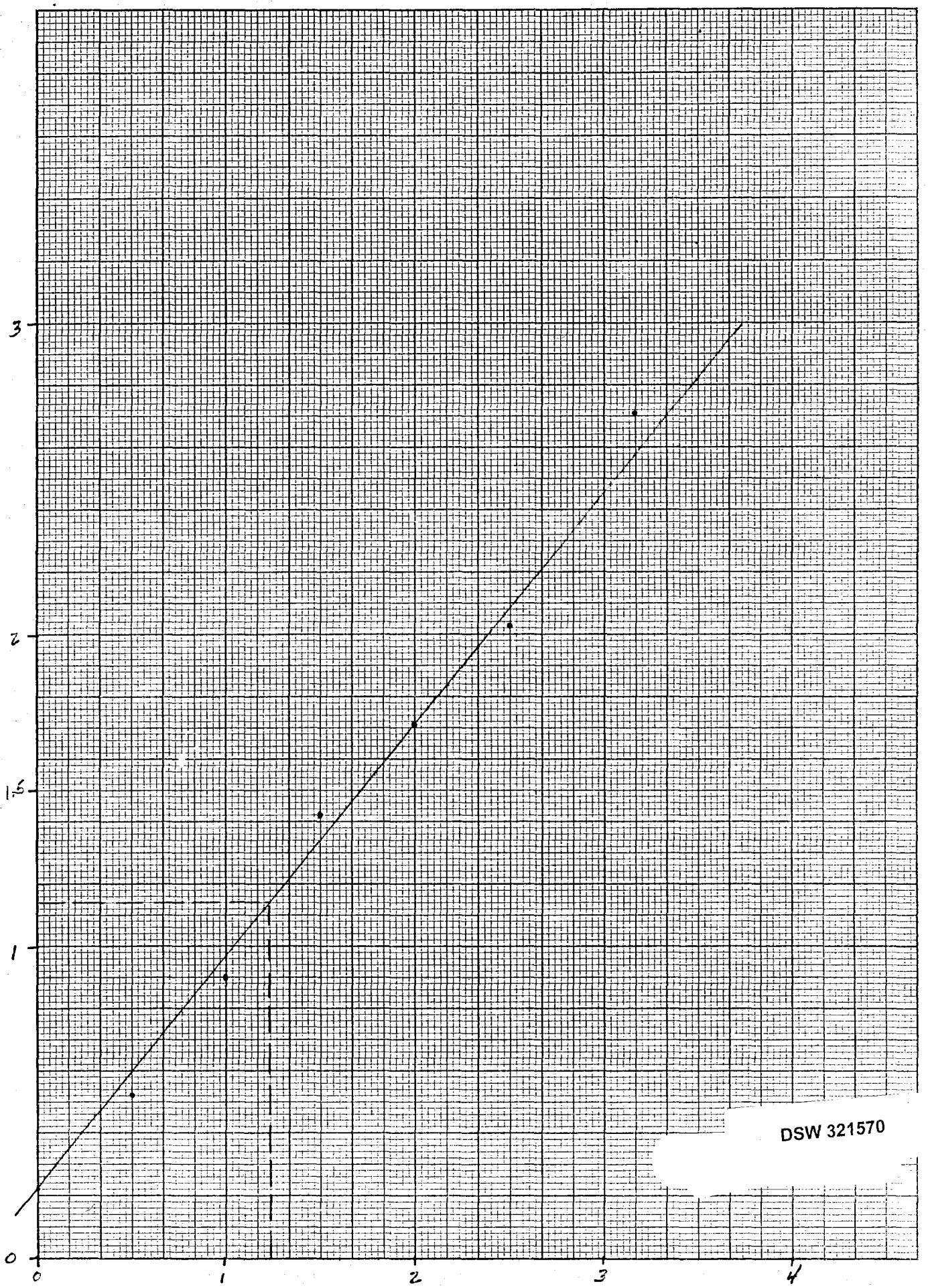

DSW 321570

STLCOPCB4073221

Sample contamination
Biotest ?
Our Lab Blank OK

Variability Reproducibility

.2 ng

$$4.93 \times \frac{\cancel{5} \times 10 \times \cancel{10}^{5} \times 10^{3}}{1 \times \cancel{2} \times \cancel{5} \times 10^{3} \times 1.5} = 176$$

$$5.13 = 171$$

$$\frac{5}{171} = \pm 3\%$$

Value of result if Aroclors are mixed

Can we quant area basis, nearest Aroclor

DSW 321571

STLCOPCB4073222

B - II - M	3µl	3812	1.93 ng
B - II - L	3µl	6744	3.86 ng
B - II F	3µl	4818	2.60 ng
B - III M	4µl	3700	1.85 ng
B - III F	5µl	3448	1.70 ng

3381 > 2254 2218
5635 > 1307 1286
6942 > 1400 1378
8342 > 1242 1222
9584 > 2392 ~~2354~~
11976

1526

0.6µl × 1.016 ng/µl × 1526 cts/ng = 930 cts

DSW 321572

B-E-m	6 µl	1562	0.47 ng
B-E-E	4 µl	4462	2.50 ng/µl
B-E-L	6 µl	4513	2.53 ng/µl

3203 >	2042	1936
5245 >	1296	1229
6541 >	1690	1602
8231 >	1199	1137
9430 >	1418	1345
10848		1448

$$0.6\ \mu l \times 1.016\ ng/\mu l \times 1.448\ ct/ng = 883$$

DSW 321573

24 mo sac.

Rats B 7298

2	2.032	8228
3	3.048	13108
4	4.064	19440
5	5.080	22976
6	6.096	27464
7	7.112	29800
8	8.128	35192

C-I ♀ L	6 µl	2:10	20672	4.7 mg	
C-II ♂ L	5	1:10	20096	4.56 mg	
C-II ♀ F	3	2:10	21328	4.86 mg	
C-III ♀ L	5	1:10, 2:10	19024	[illegible]	
C-I ♂ M	7	—	9532	2.16	

DSW 321574

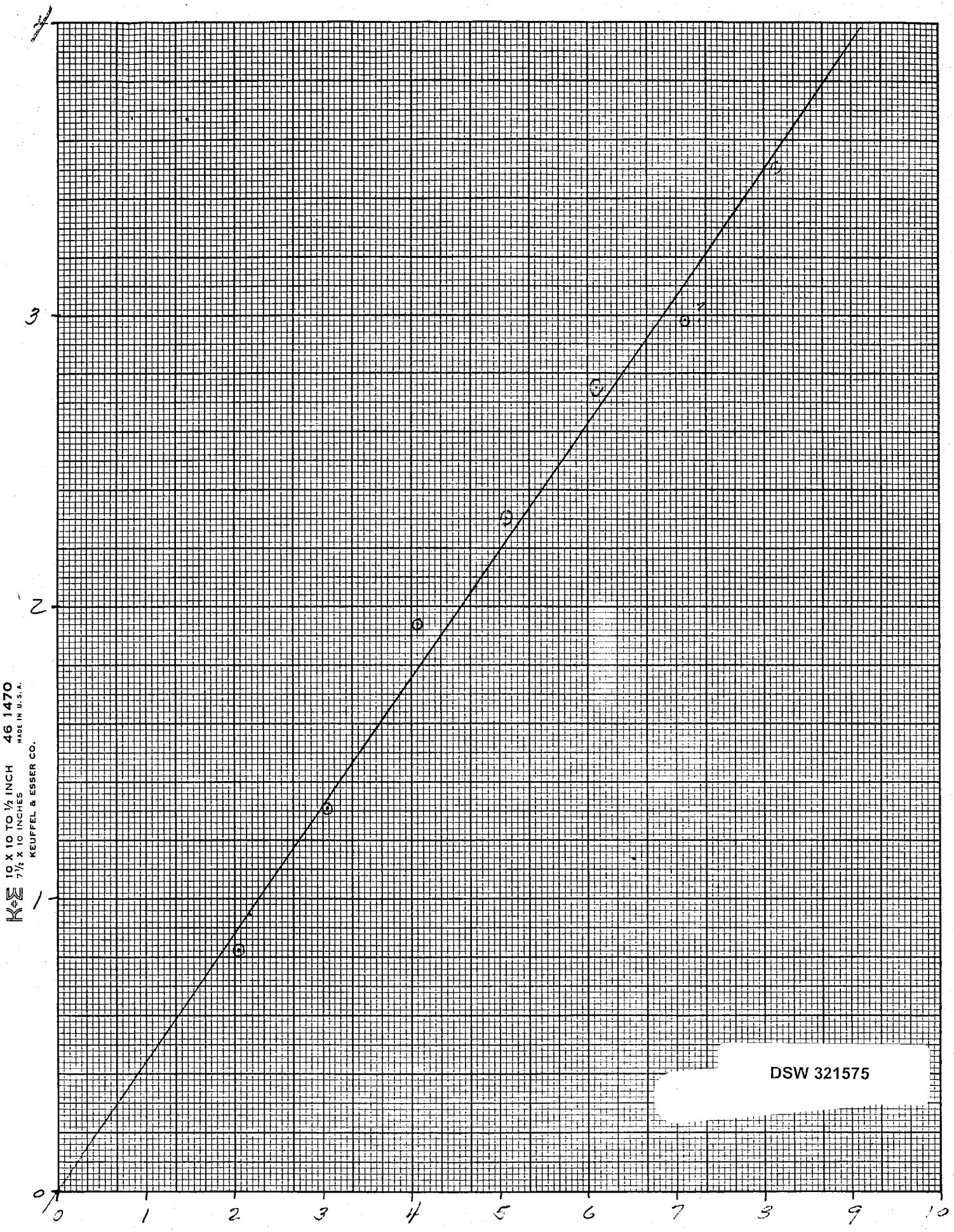

STLCOPCB4073226

C-I-M	5µl	3034	1.3 ng
C-I-H	6µl	3494	1.56 ng
C-II-M	3µl	8196	4.23 ng
C-I-L	3µl	7210	3.66 ng
C-II-L	5µl	6488	3.26 ng

4615	1379	1357
6994	819	805
7812	1370	1348
9182	820	807
10102	1514	1490
11616		1161

$0.6\,\mu l \times 1.016\ ng/\mu l \times 1161\ cts/ng = 708\ cts$

DSW 321576

B-II-m	6µl	6400	3.30 ng
C-II-F	5µl	7652	5.36 ng
C-III m	3µl	7092	4.85 ng
C-III L	5µl	5384	3.53 ng
C-III F	4µl	9094	6.40 ng ?
B-III L	5µl	3311	1.95 ng

3370 > 4809	1439	1416
6205 > 7108	1396	1374
	903	889
7746 > 7964	~~638~~	
	~~218~~	
	1226	

$0.6\mu l \times 1.016\ ng/\mu l \times 1226\ cts/ng = 747$

DSW 321577