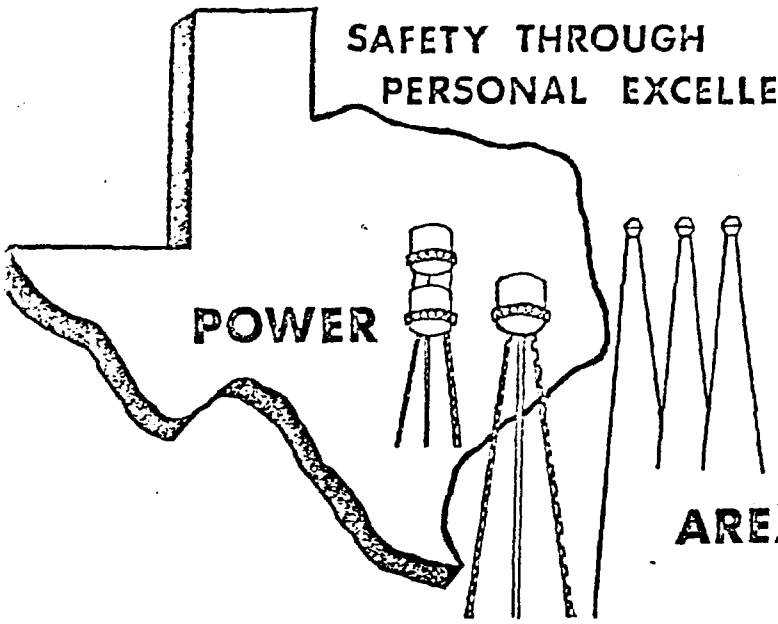

May 14, 1985

FROM YOUR
AREA SAFETY COMMITTEE

CONGRATULATIONS Dalton

As of April 3, 1985, the Power Division accomplished one full year without an On-Plant Injury; and as of May 3, 1985, we accomplished one full year without an Off-Plant Injury.

This means that approximaely 150 people have worked and played on and off plant for 365 days without getting severly injured. When we take into consideration all the many different activities, the many miles we have each traveled, and all the hazards we have each been exposed to during this time, we've got to admit this is quite an accomplishment.

For being so careful for the last year, the Area Safety Committee wants to treat you to a pint of ice cream, as a small token for a job well done. The real reward is the fact that we as individuals nor our families have not gone through undue pain and suffering due to our own personal carelessness.

So, once again, **Congratulations**, and let's keep it going.

Area Safety Committee

DUP 0318340

571

[redacted]

DUP 0318402.001

2140 BLENDER AREA

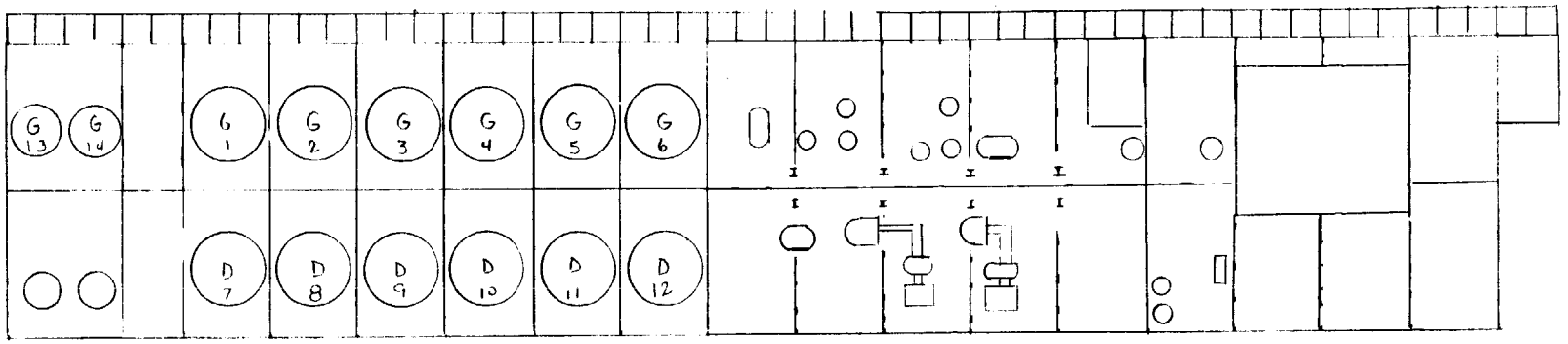

DUP 0318403

BUILDING 572 G UNIT N

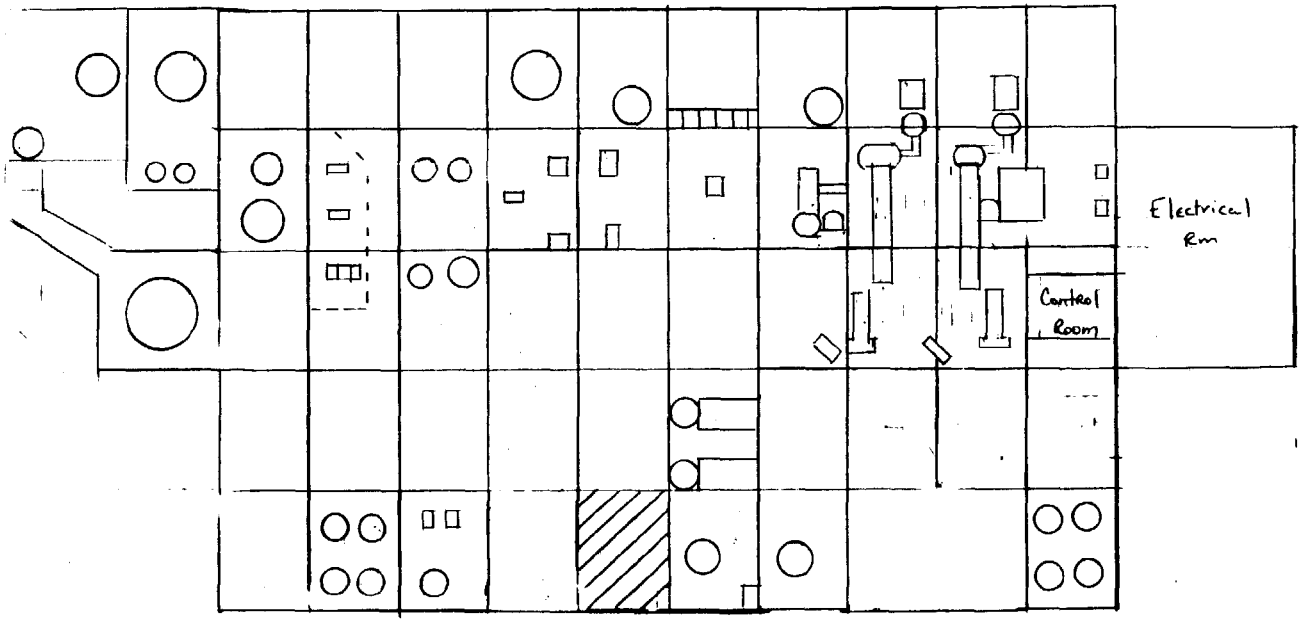

DUP 0318405

1809 Silo Bldg

2081 Comonomer Bldg

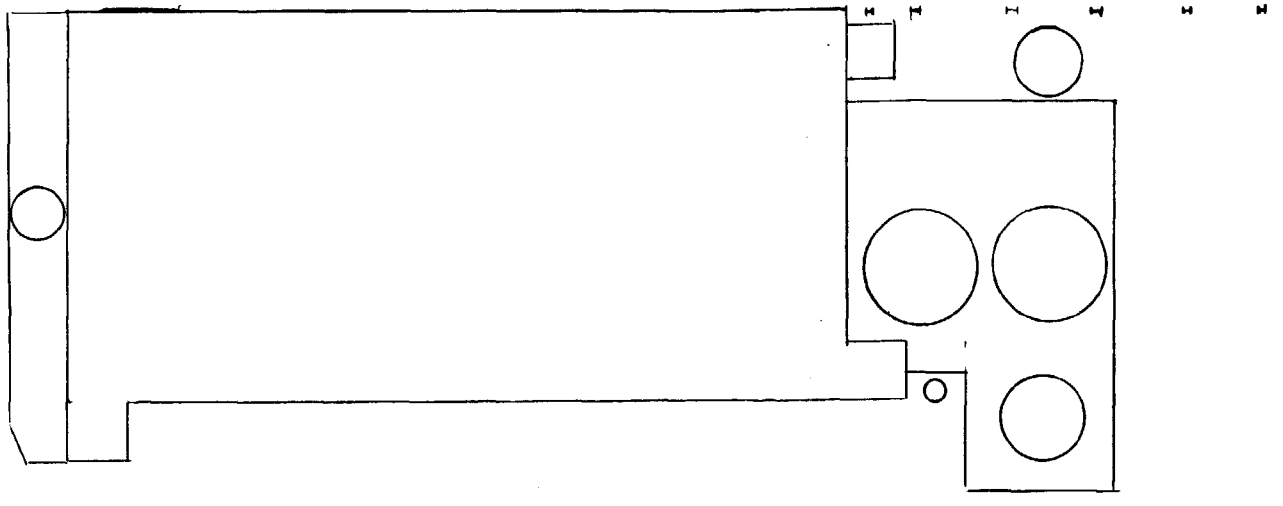

DUP 0318406

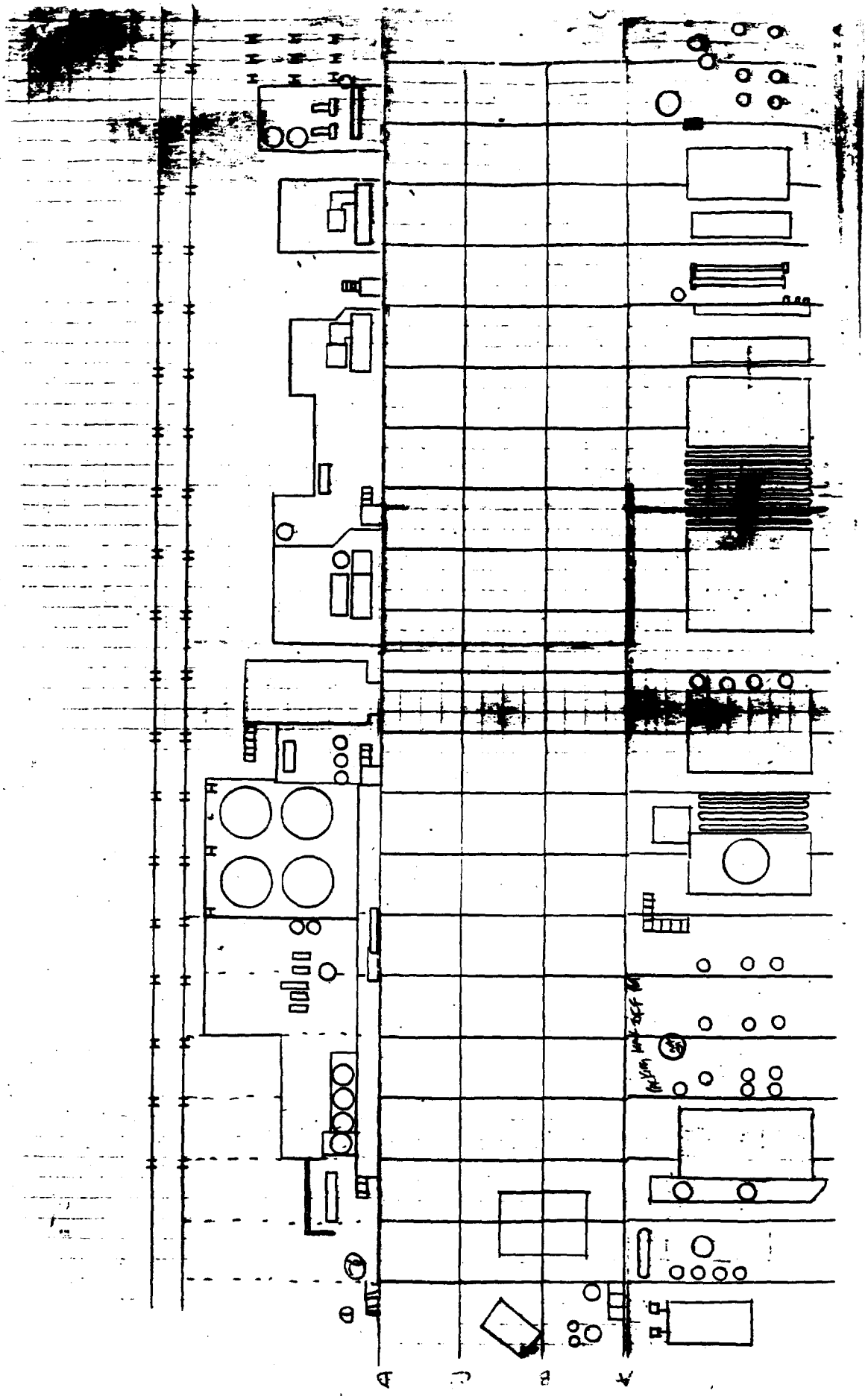

DUP 0318407

DUP 0318408

2081 Comonomer Bldg

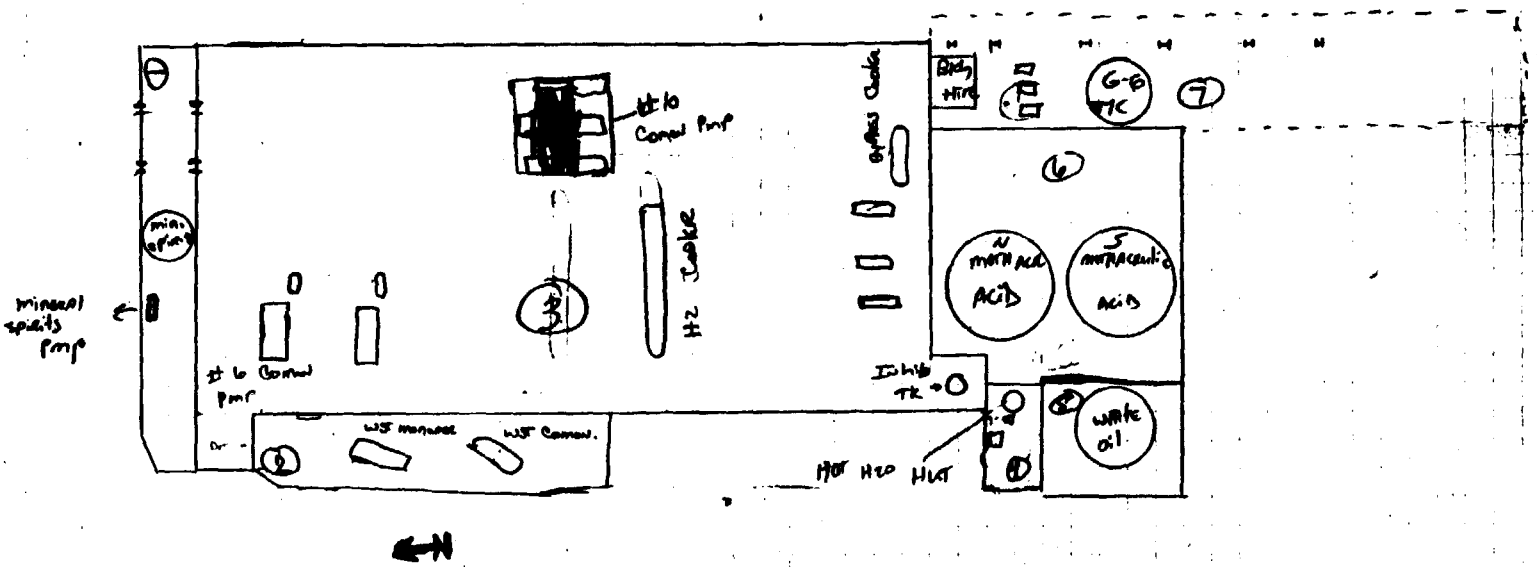

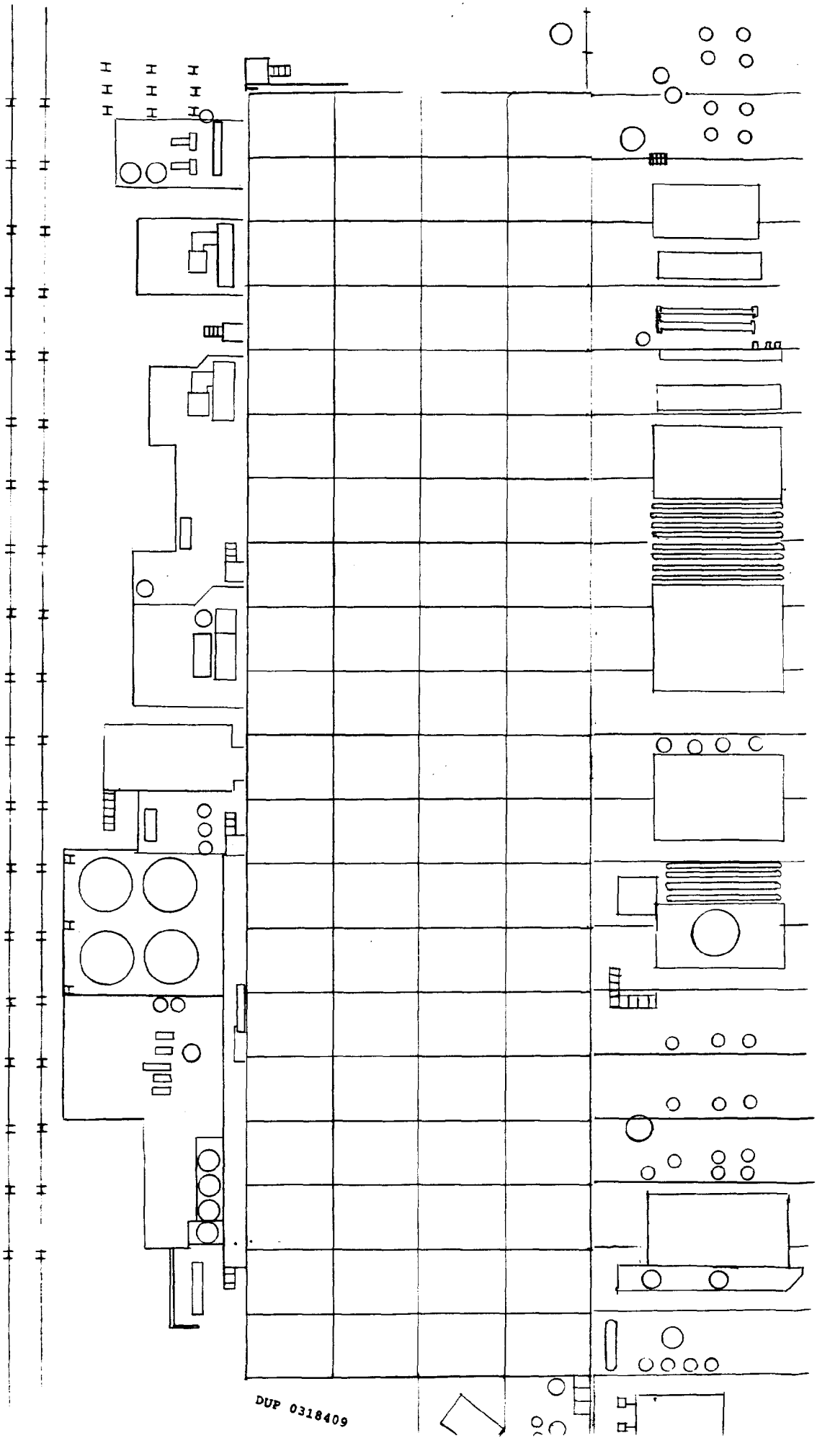
DUP 0318409

572 BLDG D UNIT
GRND FLR

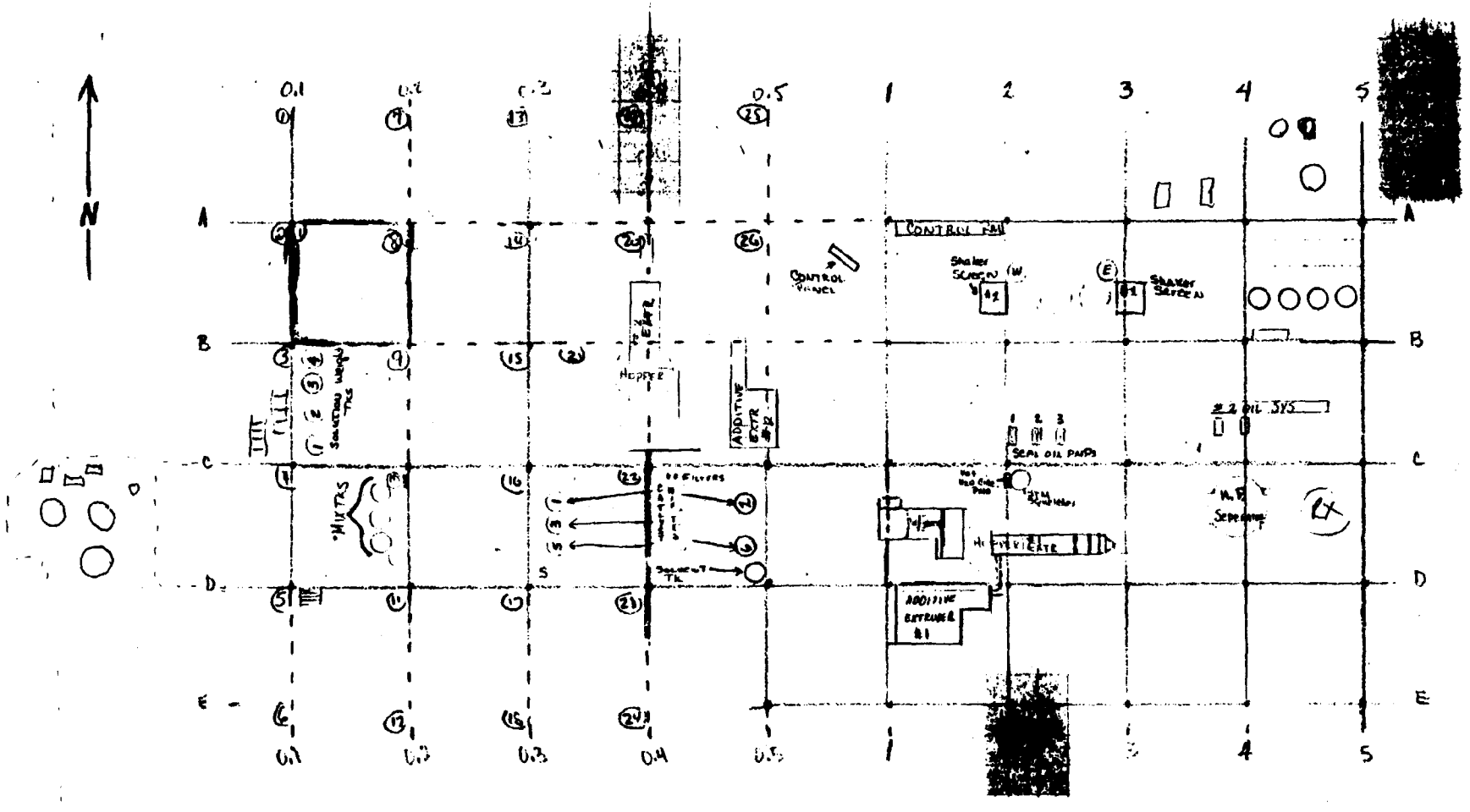

DUP 0318410

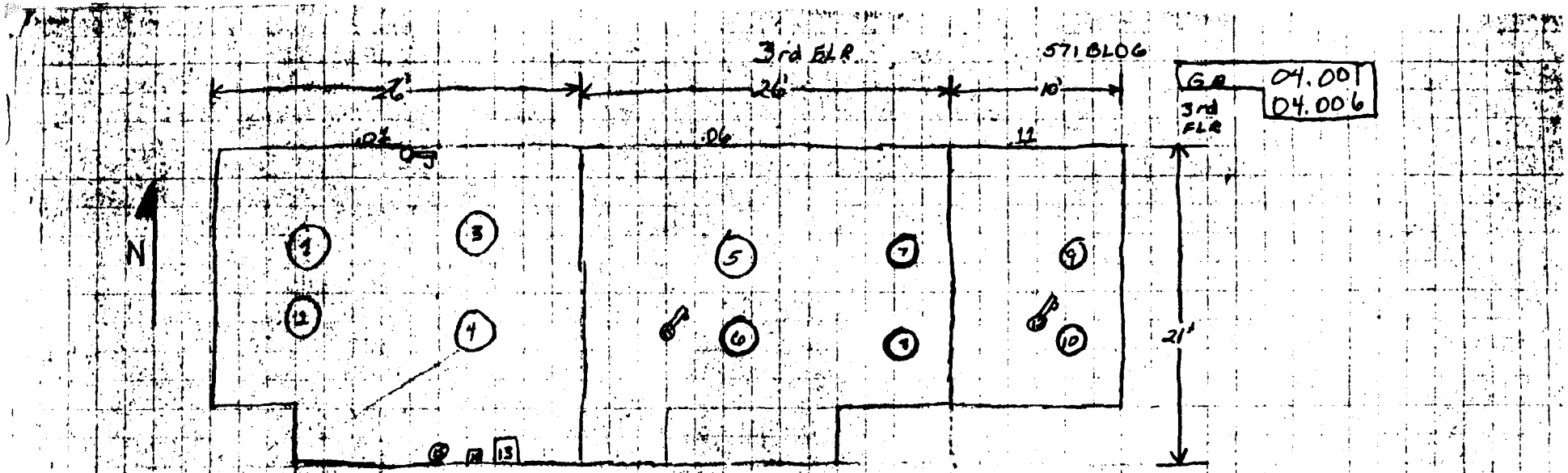

Key

1- N SD CLg Col
2- SSD CLg Col
3- NSD Wx Strctr Col
4- SSD Wx Strctr Col
5- N SD Wx Strctr Col
6- S SD Wx Strctr Col
7- NSD Wx Strctr Col
8- SSD Wx Strctr Col
9- NSD Wx Strctr Col
10- SSD Wx Strctr Col
11- Crane
12- Crane
13- Fire Ext. Box
14- Intercom
15- Safety Shower
16- Crane

DUP 0318411

2nd FLR GA 02.026 571 BLOG

10:27

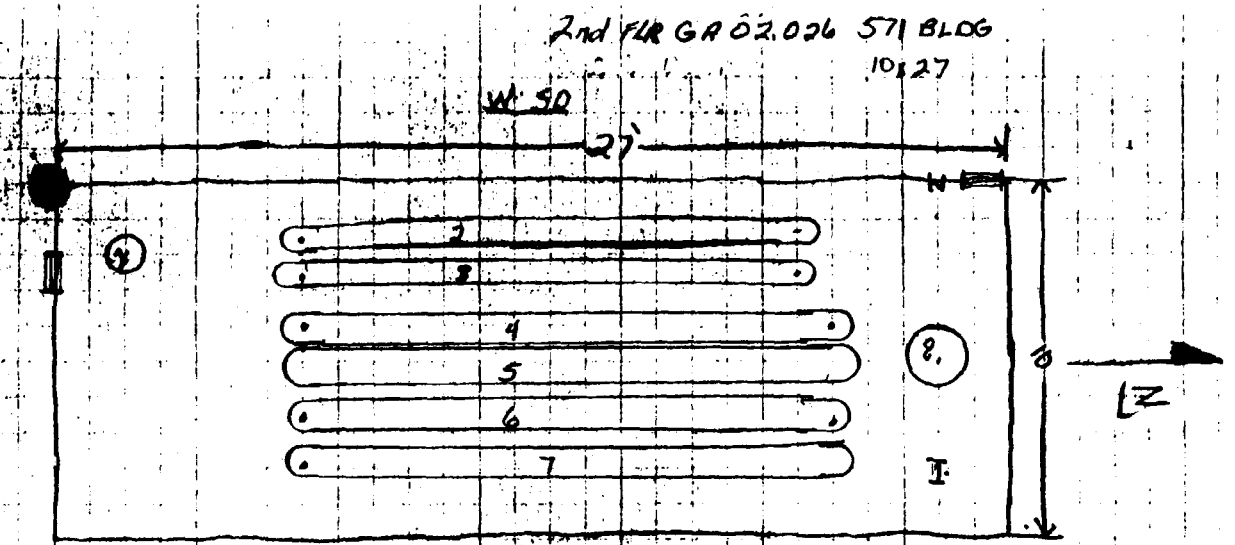

Key

1-gas col
2- 3rd Stage Discharge Cooler ELV 4'
3- 2nd Stage Discharge Cooler ELV 1'
4- 1st Stage Discharge Cooler ELV 1'
5-GA Recovery Cooler ELV 6'
6-Suction Heater ELV 5'
7-Suction Cooler ELV 1'
8-Suction Seperator

DUP 0318412

BUILDING 572 G UNIT

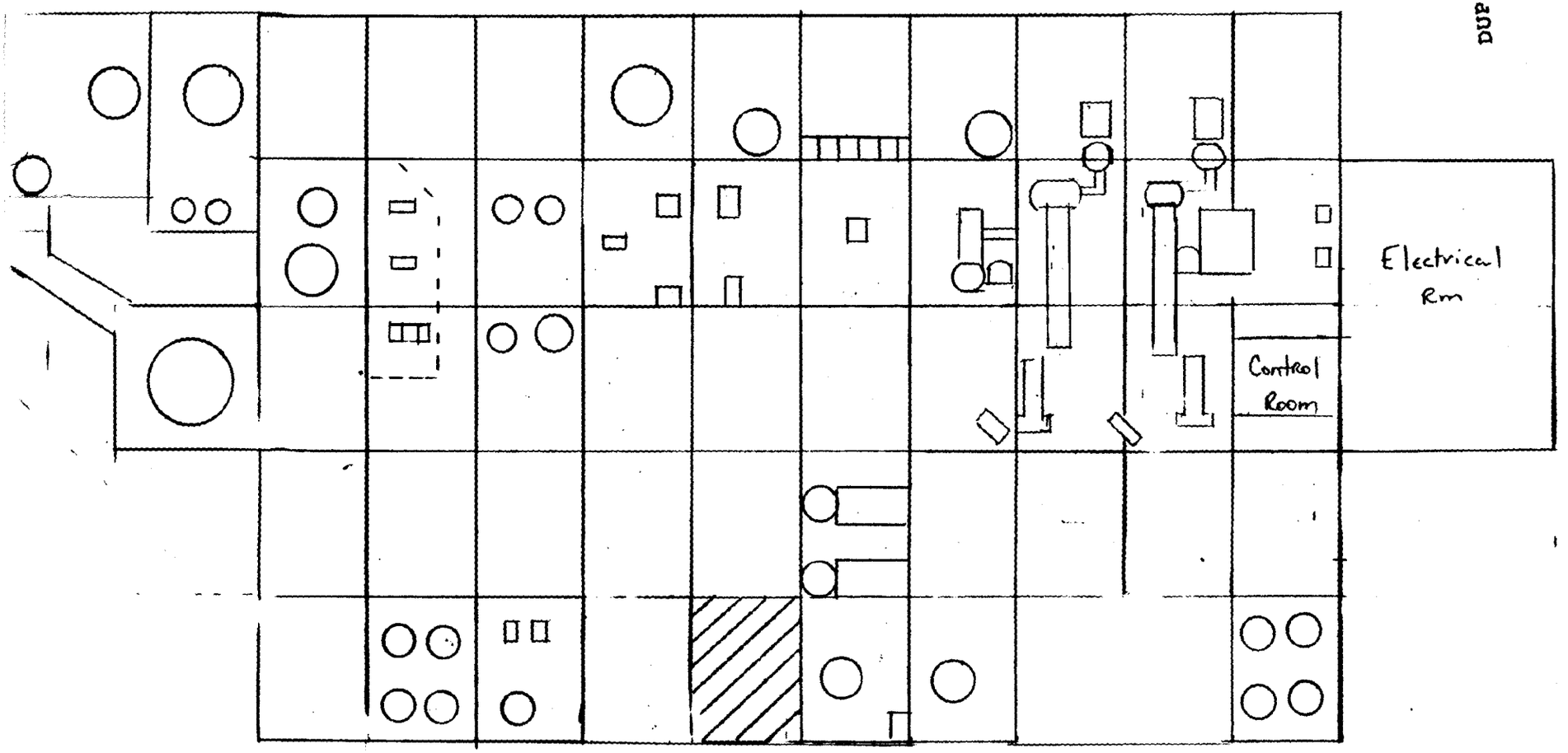

DUP 0318413

BUILDING 572 G UNIT

N

DUP 0318414

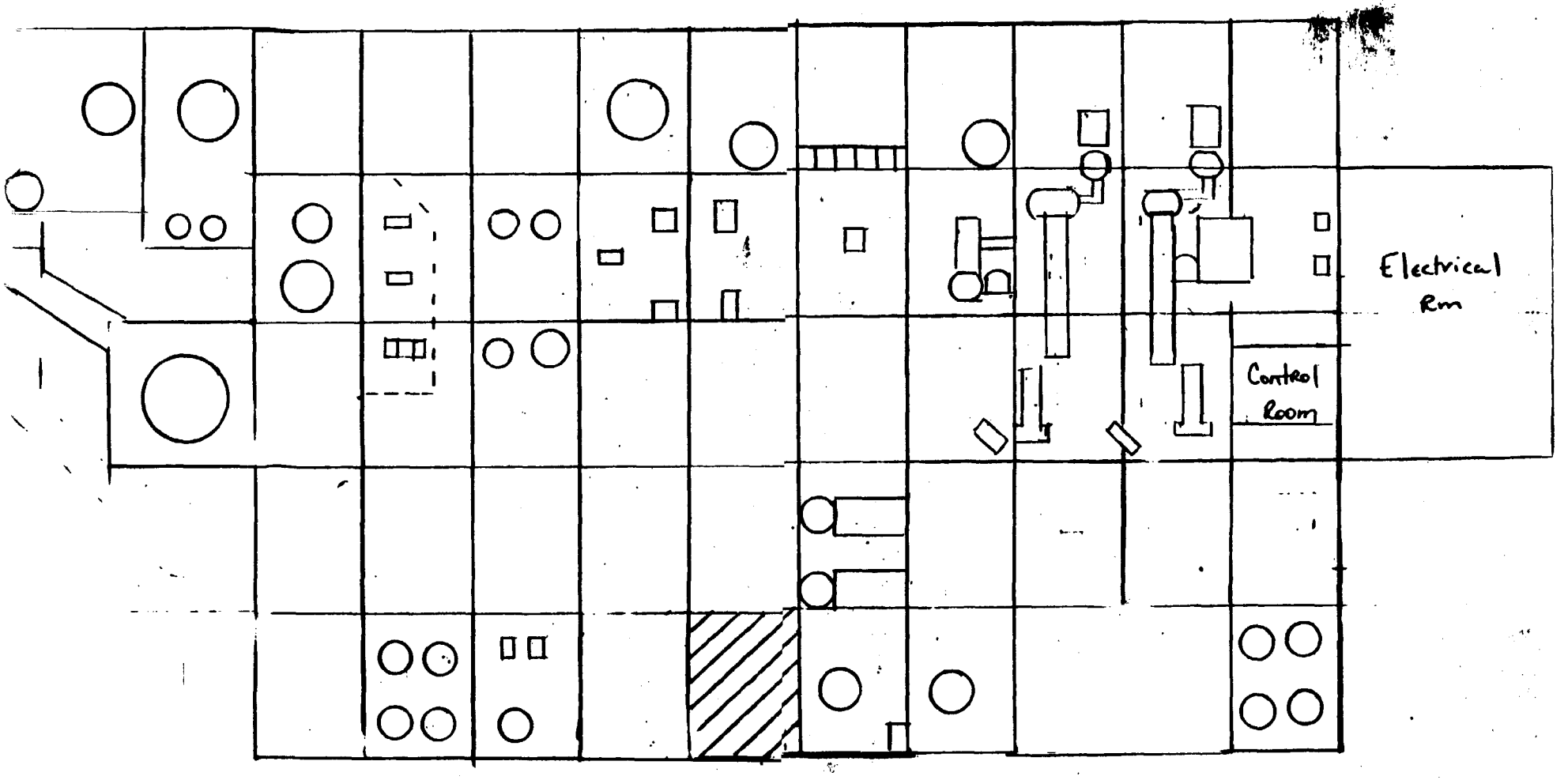

BUILDING 572 G UNIT

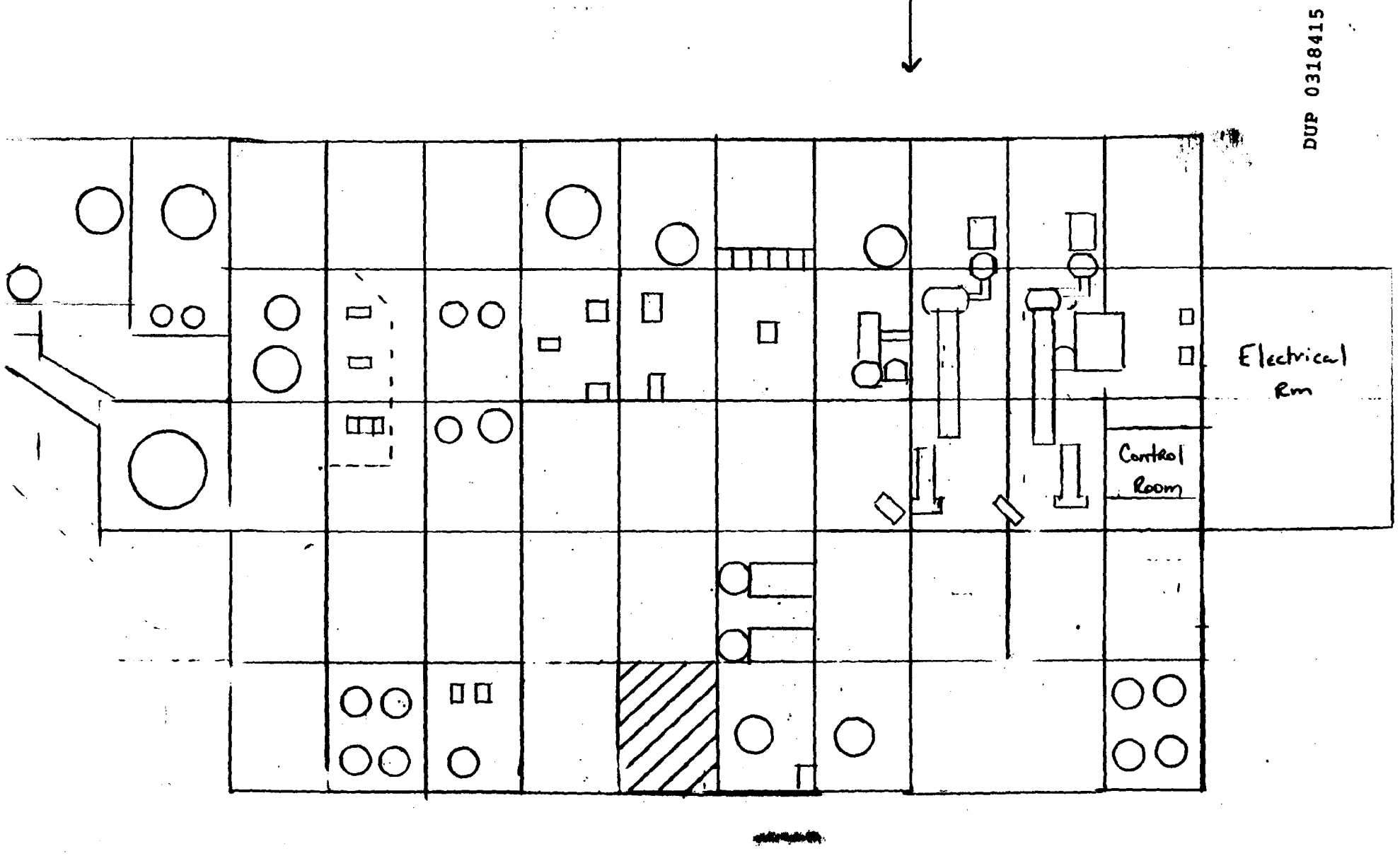

DUP 0318415

DUP 0318416

ALATHON
I - VII

DRY AIR

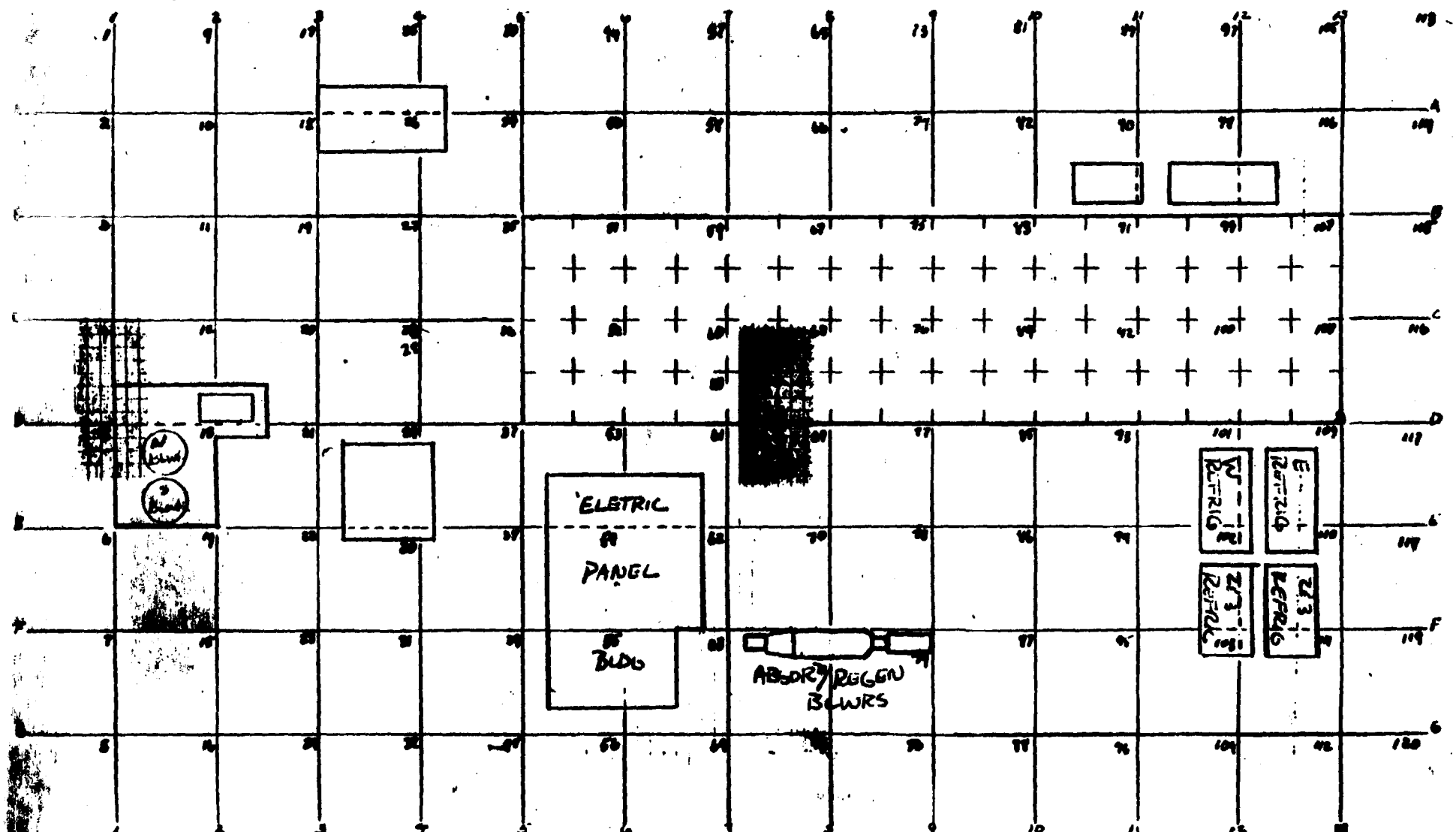

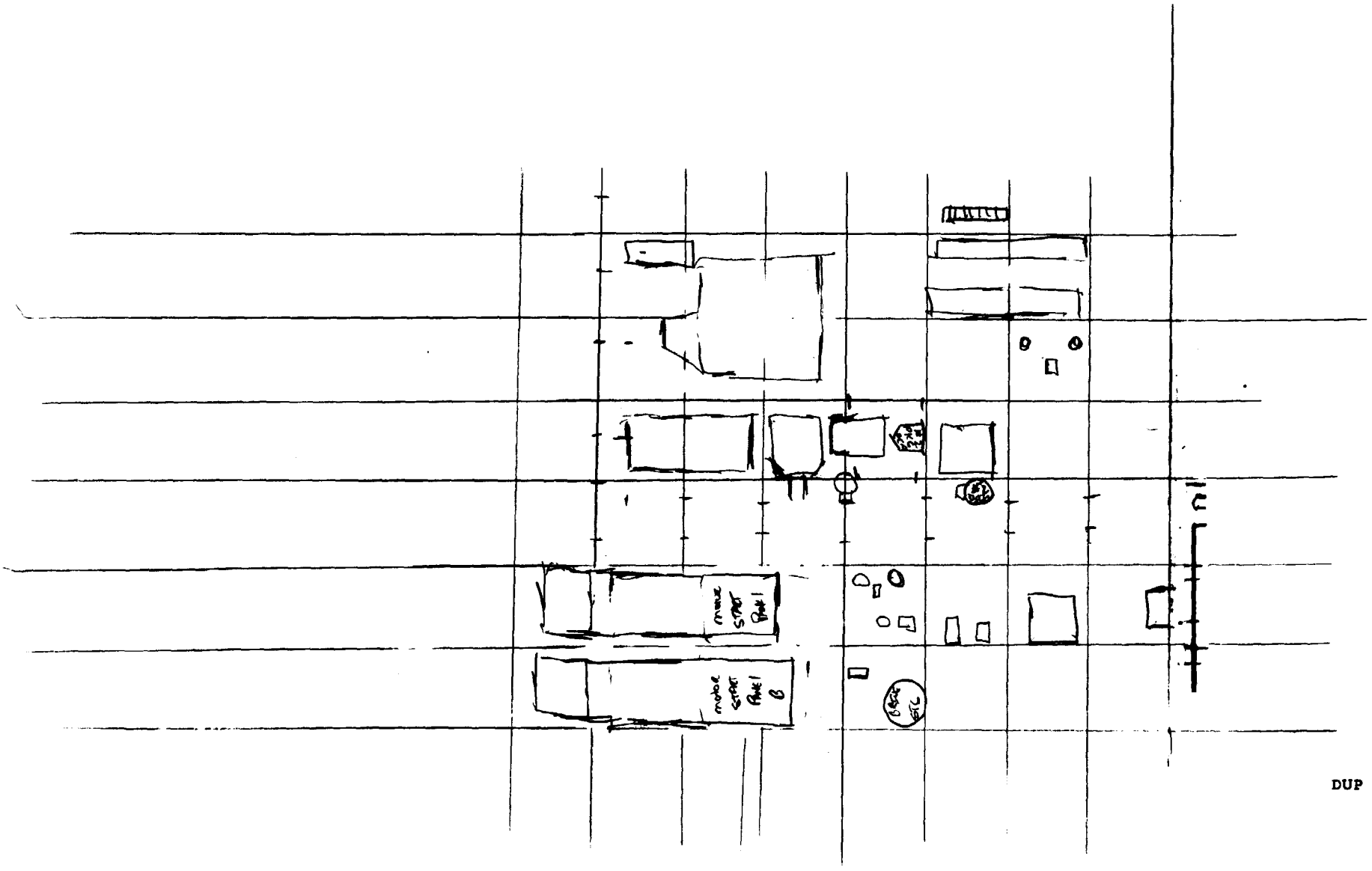

DUP 0318417

Du Pont Thermal Insulation Maintenance Service (TIMS℠)

Survey Date _____ Unit 3 Group 1 Exposure _____ Surveyor _____

Unit Description POWER Group Description PIPE BRIDGE

GRID	ITEM	DETAIL	DESCRIPTION	INSUL CODE	MATL CODE	INSULATION THICKNESS	FINISH PIPE	FINISH FTG	INSULATION CL/D/W/RA	LENGTH	FTG #	FLG #	VLV #	ADD HRS	REMARKS
01-159	20628	A	SIM POT	3	2	2.0	2	6	FIBER CONTENT	LF / SF	EA / RS / RH	EA / RS / RH	EA / RS / RH		
TEMP: 300	PIPE SIZE: 2.00	LOCATION: 1' E COL 2C EL 0 UP TO EL 4'													
01-159	20628	B	SIM POT	3	2	2.0	2	6	FIBER CONTENT	LF / SF	EA / RS / RH	EA / RS / RH	EA / RS / RH		
TEMP: 300	PIPE SIZE: 2.00	LOCATION:													
01-159	20629	A	15# SIM HDR	3	2	1.5	2	6	FIBER CONTENT	LF / SF	EA / RS / RH	EA / RS / RH	EA / RS / RH		
TEMP: 400	PIPE SIZE: 20.00	LOCATION: ENTER GA 6' S COL 1C EL 25' & INTO BLDG													
01-159	20629	B	15# SIM HDR	3	2	1.5	2	6	FIBER CONTENT	LF / SF	EA / RS / RH	EA / RS / RH	EA / RS / RH		
TEMP: 400	PIPE SIZE: 20.00	LOCATION:													
01-159	20630	A	175 SIM HDR	3	2	3.0	2	6	FIBER CONTENT	LF / SF	EA / RS / RH	EA / RS / RH	EA / RS / RH		
TEMP: 500	PIPE SIZE: 16.00	LOCATION: ENTER GA 1' S COL 1C EL 25' & INTO BLDG													
01-159	20630	B	175 SIM HDR	3	2	3.0	2	6	FIBER CONTENT	LF / SF	EA / RS / RH	EA / RS / RH	EA / RS / RH		
TEMP: 500	PIPE SIZE: 16.00	LOCATION:													
01-159	20631	A	SIM LN FRM POT	3	2	1.0	2	0	FIBER CONTENT	LF / SF	EA / RS / RH	EA / RS / RH	EA / RS / RH		
TEMP: 300	PIPE SIZE: 2.00	LOCATION: @ COL 1C EL 4' RUNS S 10'													
01-159	20631	B	SIM LN FRM POT	3	2	1.0	2	0	FIBER CONTENT	LF / SF	EA / RS / RH	EA / RS / RH	EA / RS / RH		
TEMP: 300	PIPE SIZE: 2.00	LOCATION:													

H-27870

DUP 0318417.001

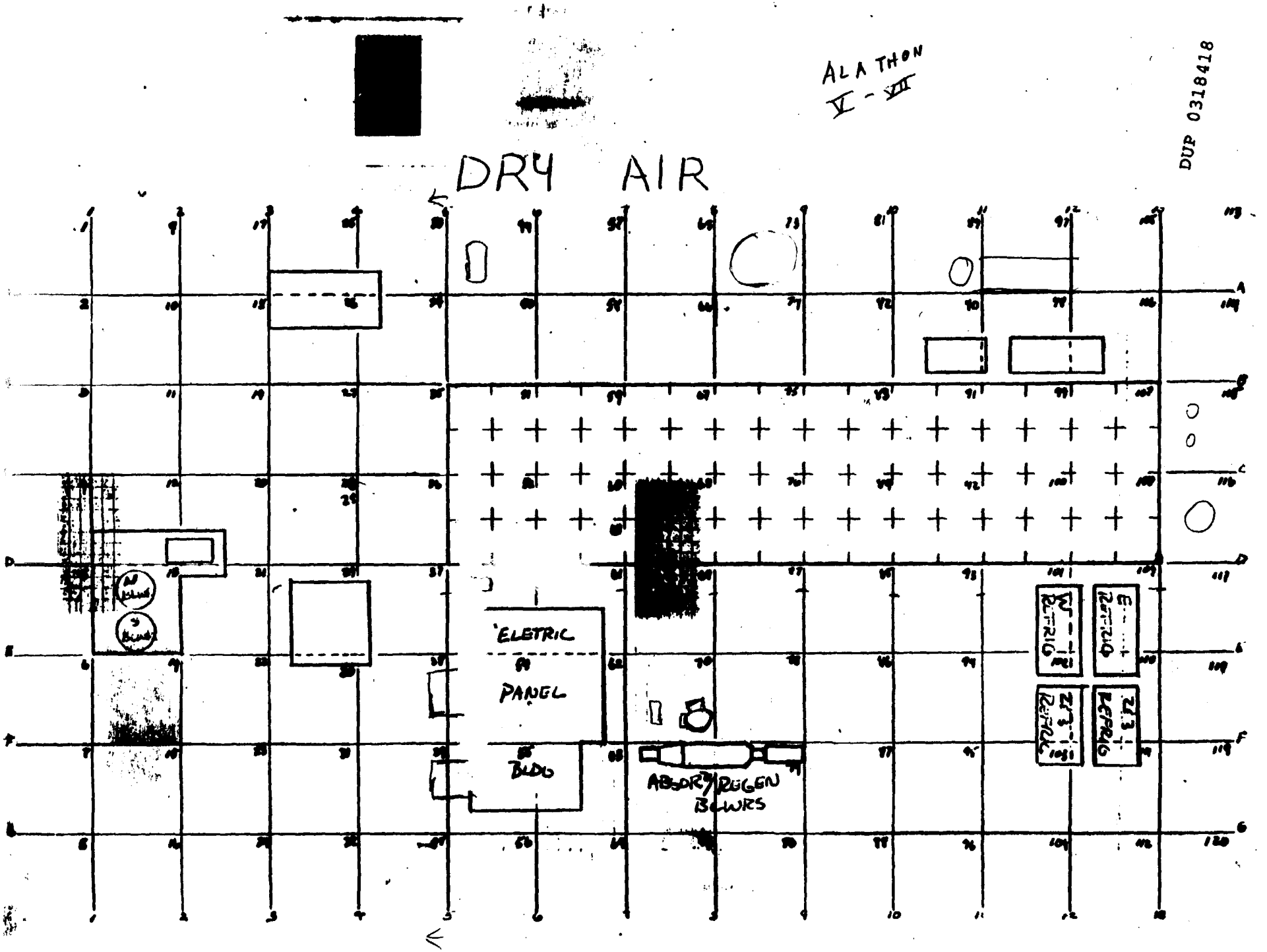
DRY AIR
ALATHON
V - VII
DUP 0318418
ELETRIC
PANEL
BLDG
ABSORP/REGEN
BLWRS
REFRIG
REFRIG
REFRIG
REFRIG

DISPERSION

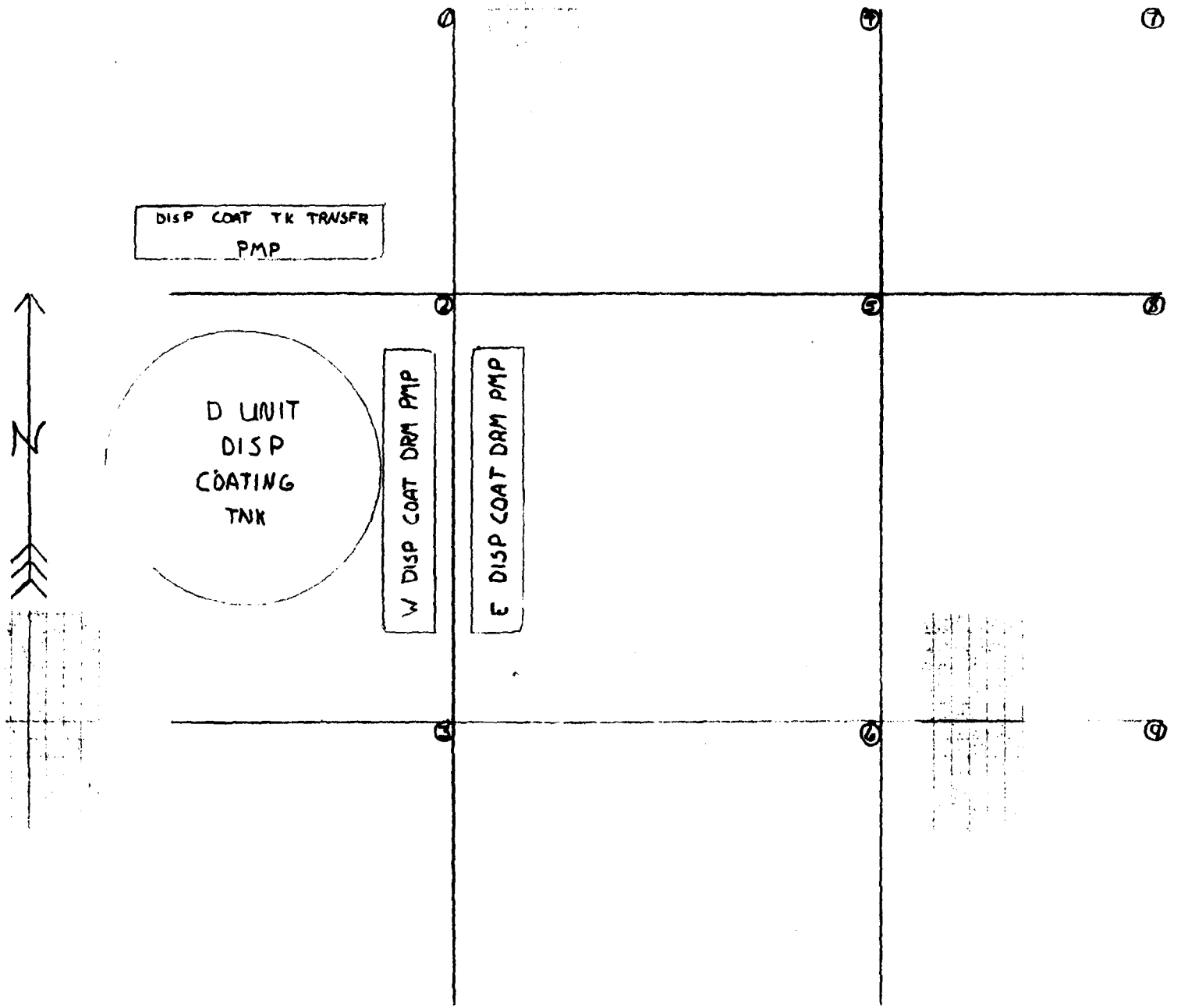

DUP 0318419

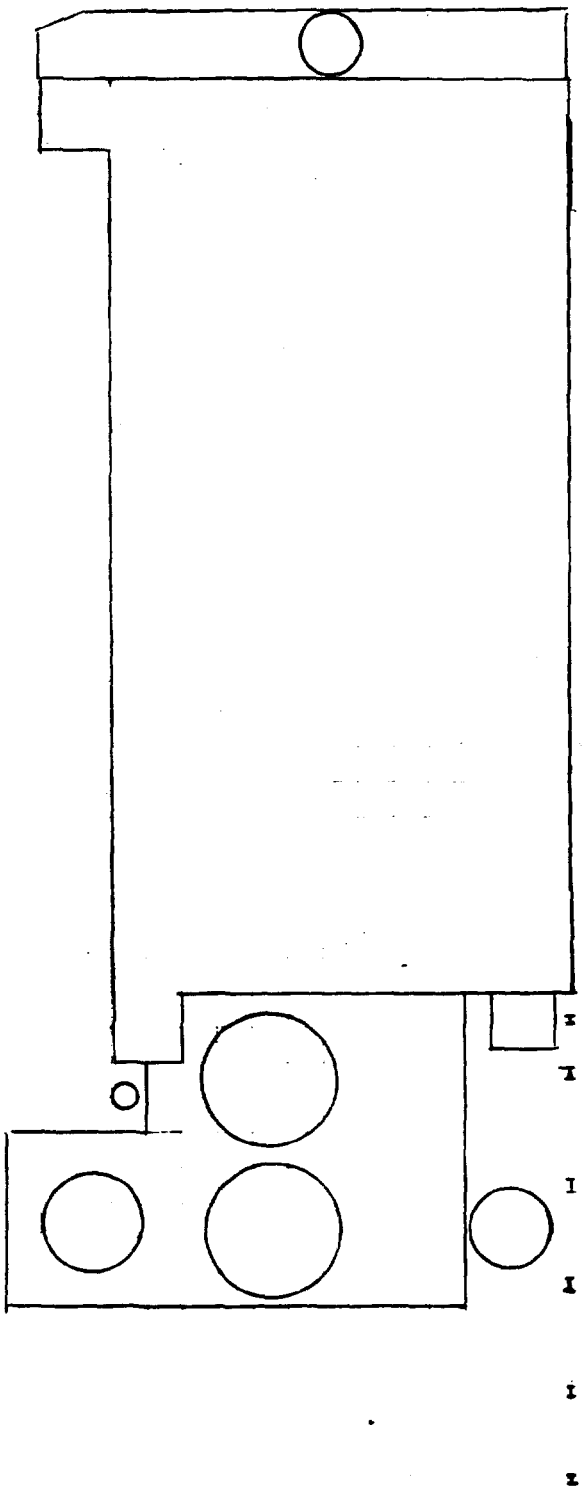

2081 Comonomer Bldg

DUP 0318420

2081 Comonomer Bldg



DUP 0318421

189 Silo Bldg

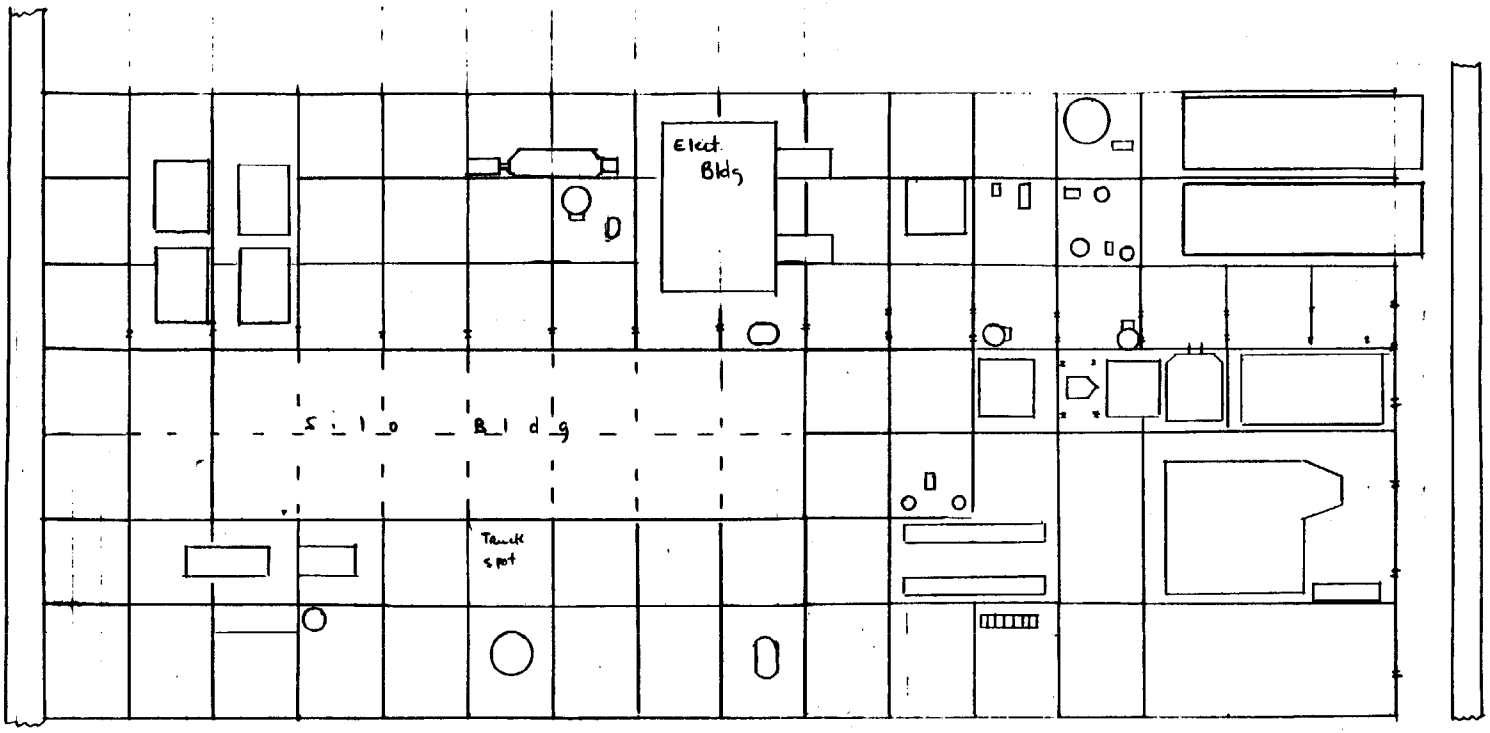

DUP 0318422

189 Silo Bldg

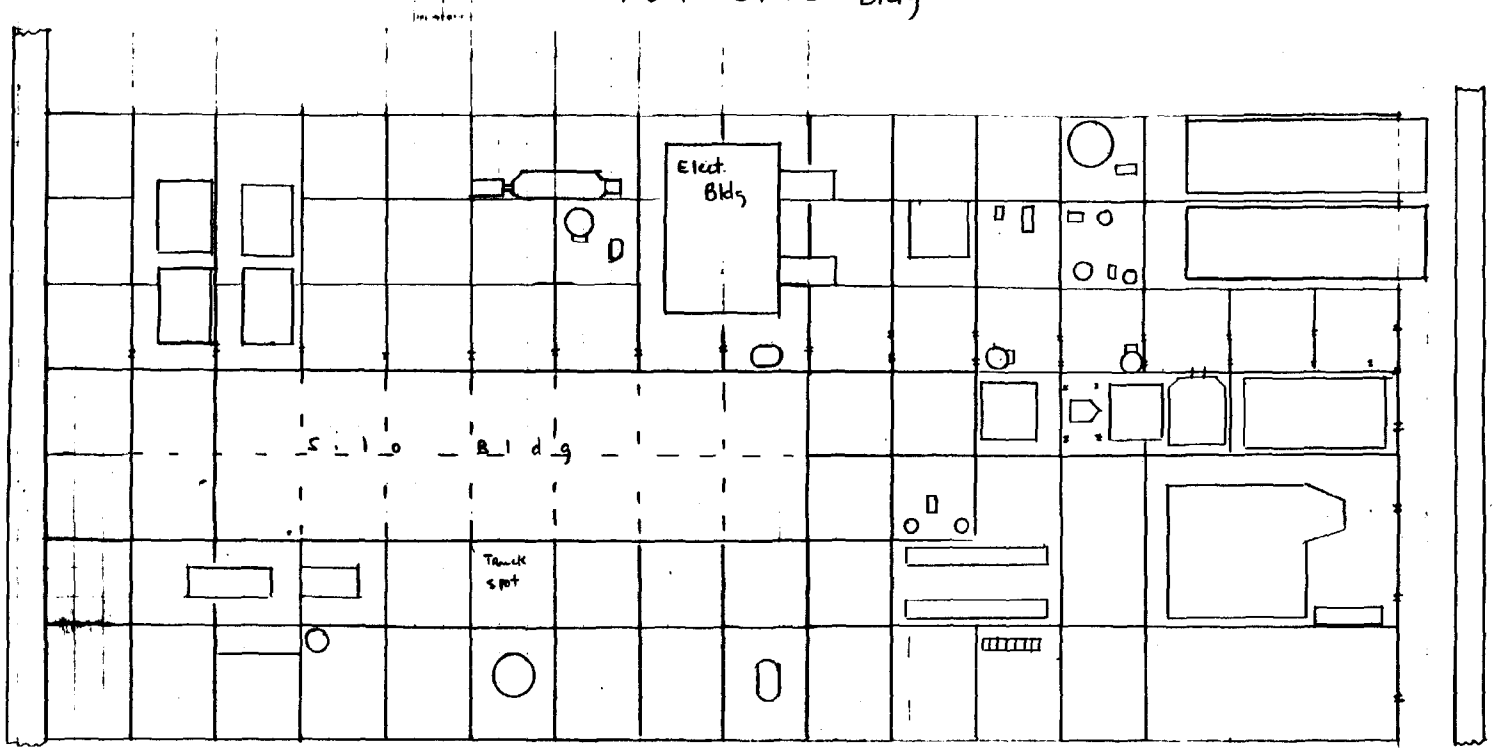

DUP 0318423

[redacted]

ALATHON V - VII

DUP 0318424

DRY AIR

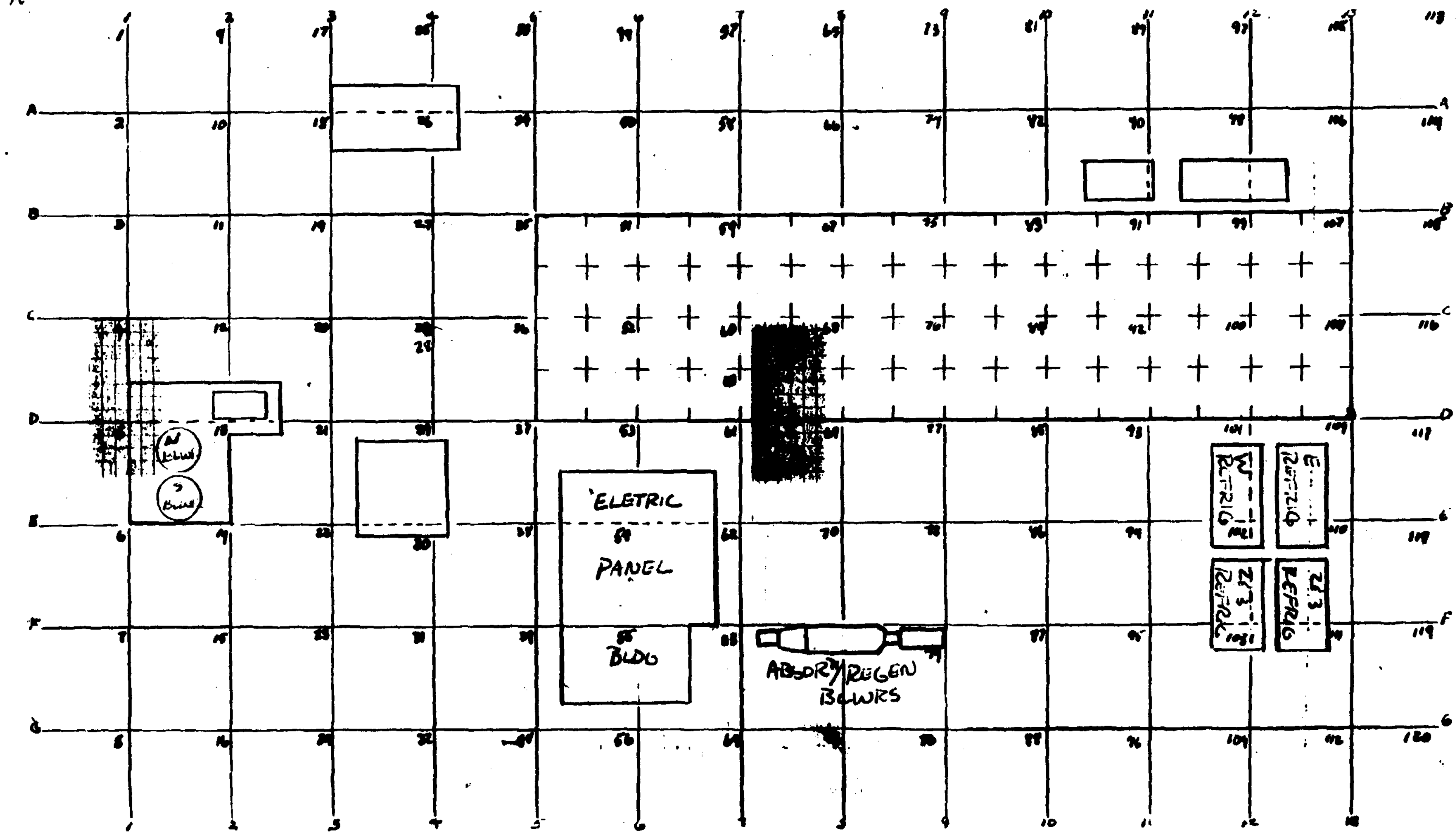

DUP 0318425

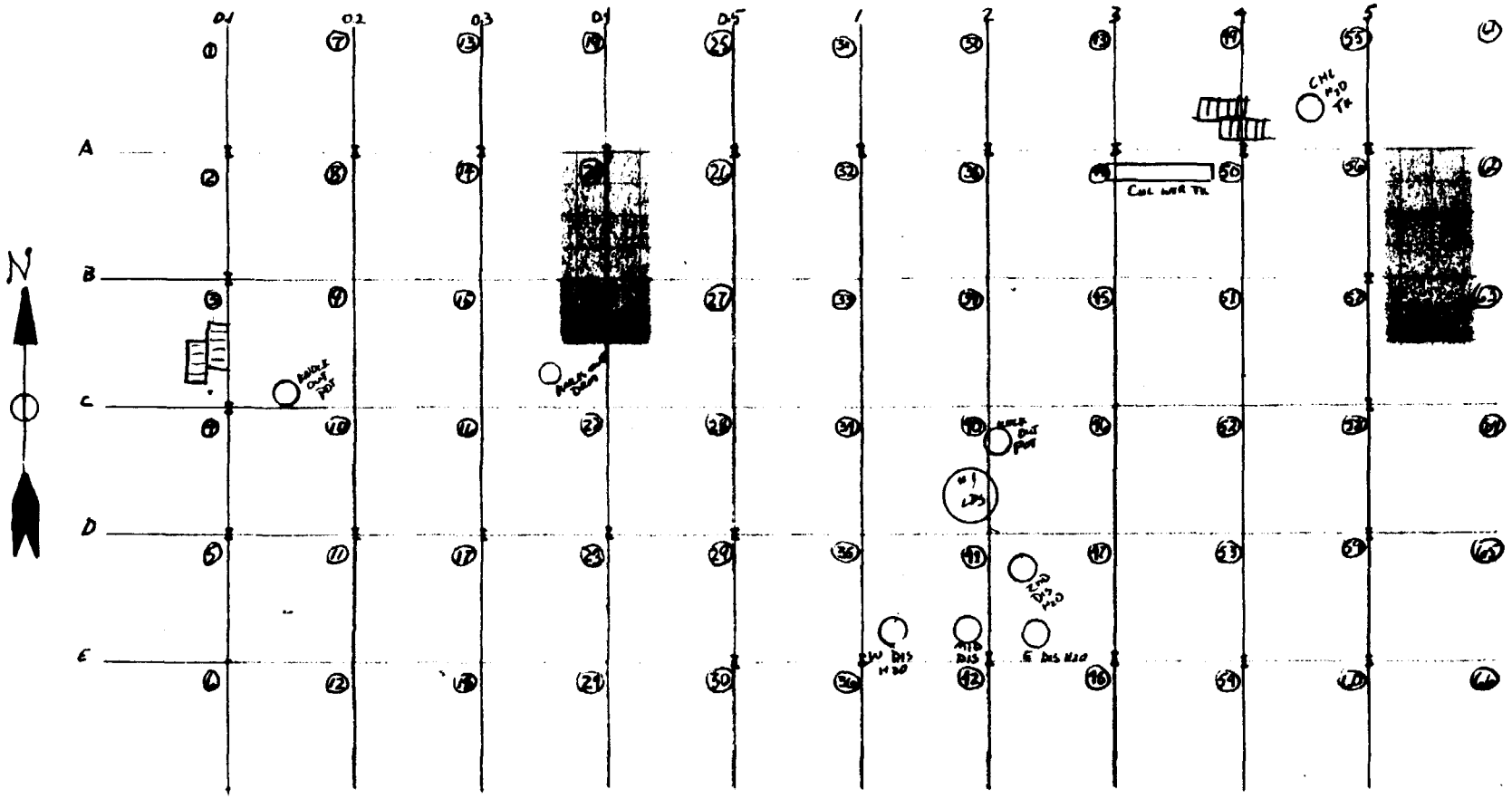

ALATHON

572 BLDG 2ND FLR

572 BLDG D UNIT
CAND FLR

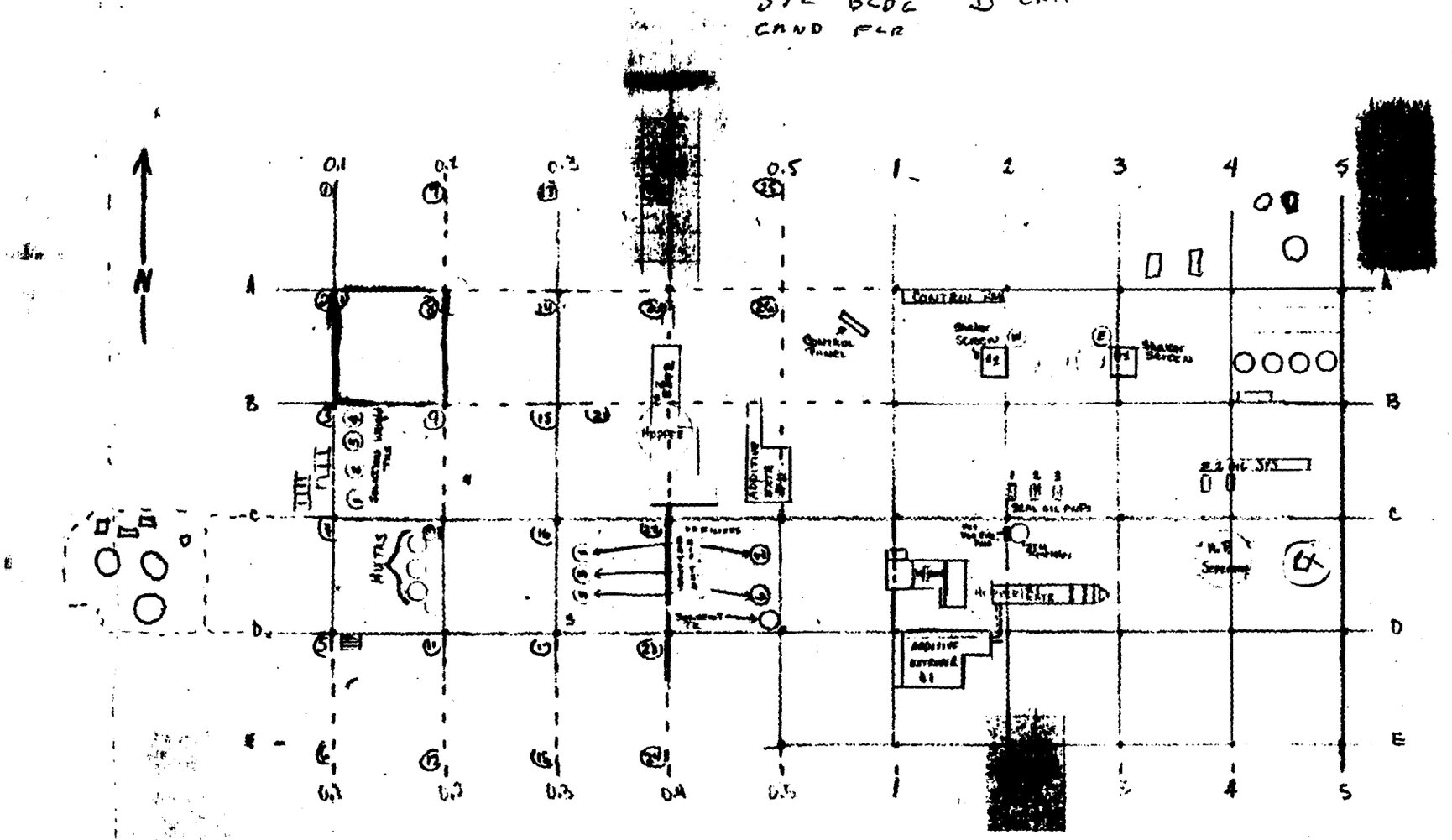

DUP 0318426

572 BLDG D UNIT
GRND FLR

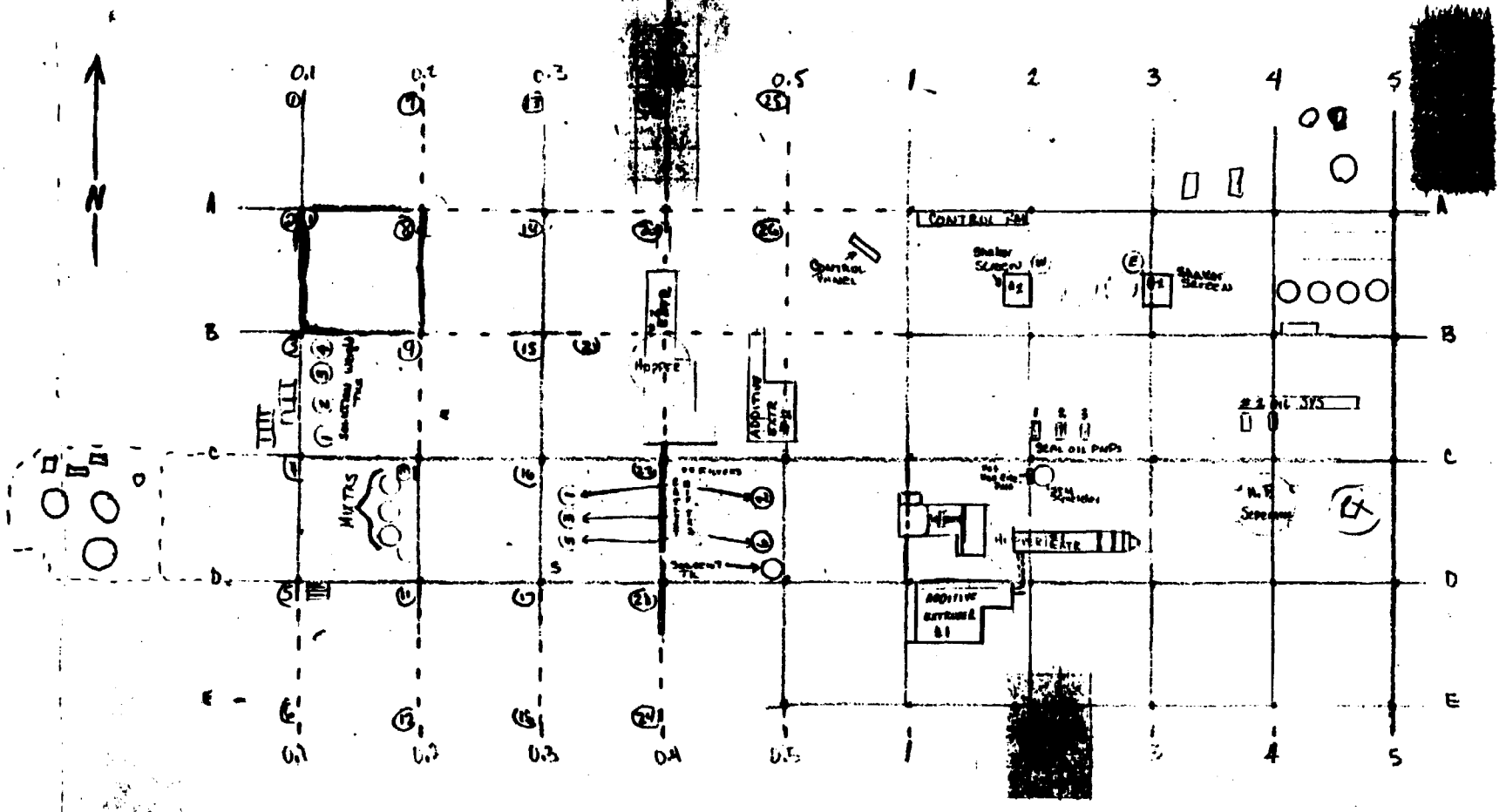

DUP 0318428

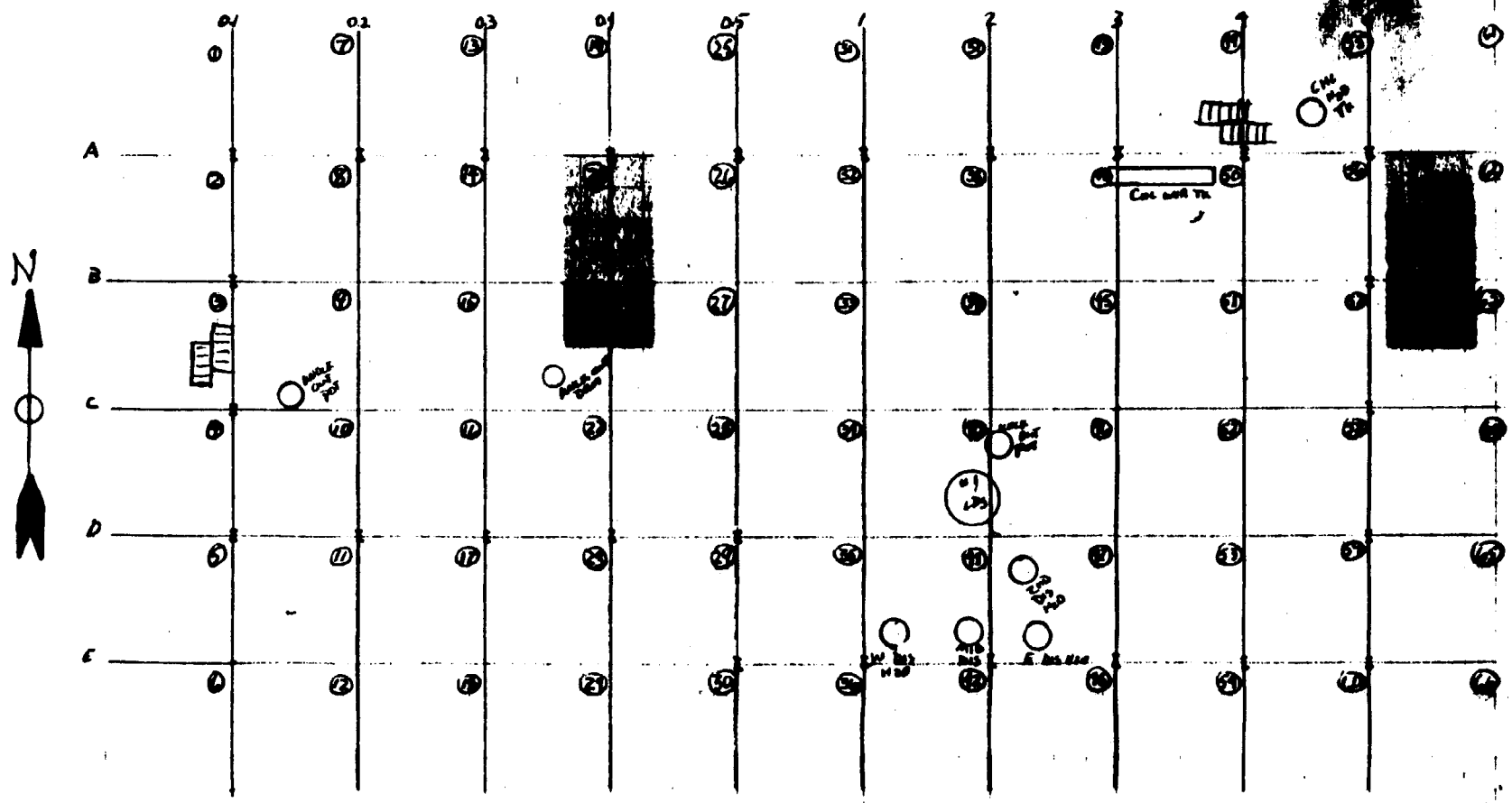

ALATHON[redacted]

572 BLDG 2ND FL[redacted]

DUP 0318429

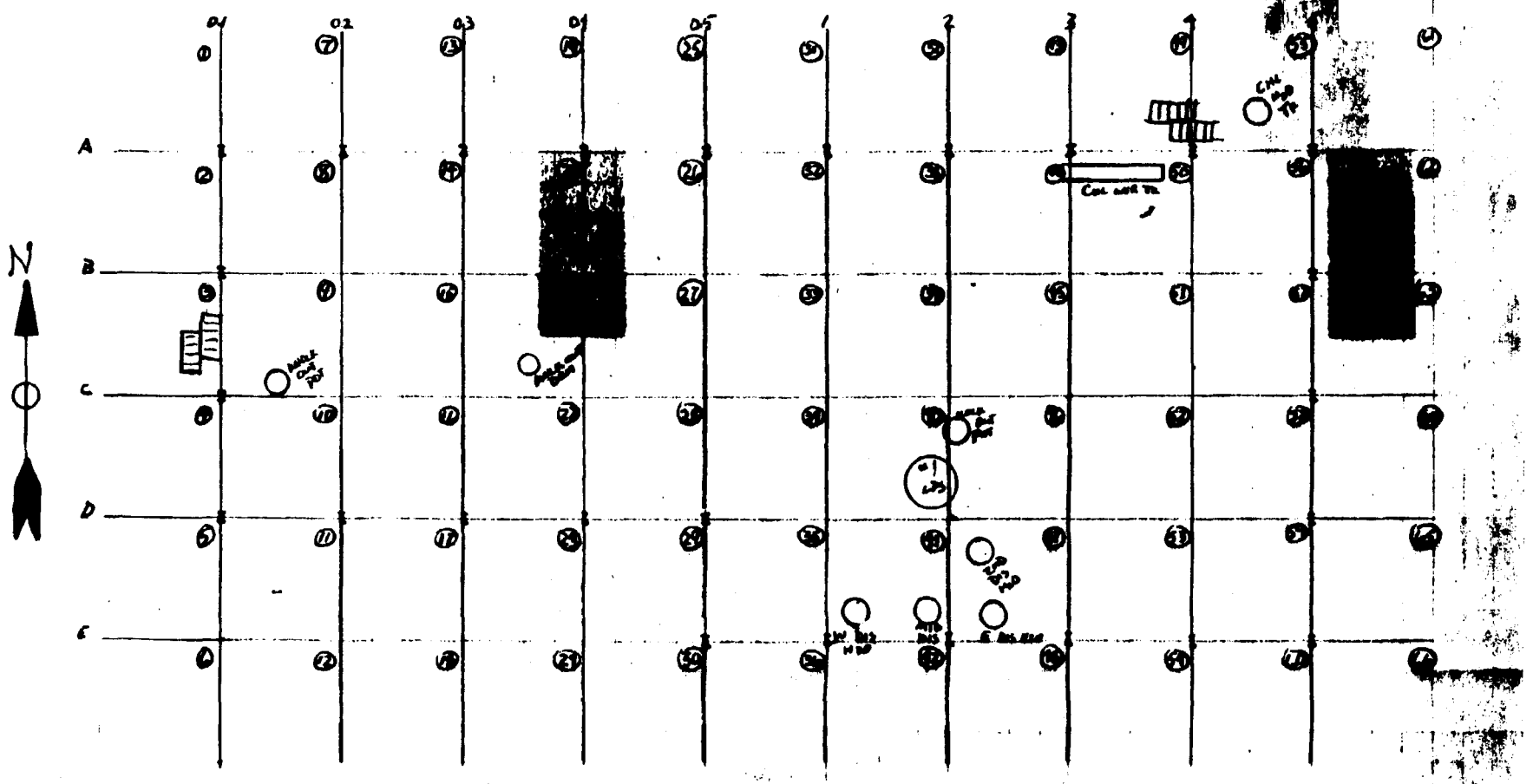

ALATHO

572 BLDG 2ND FL

DUP 0318512

102 BLDG

1. #1 PRECIPITATOR
2. #2 PRECIPITATOR
3. #3 PRECIPITATOR
4. #4 PRECIPITATOR
5. #5 PRECIPITATOR
6. SWITCH GEAR ROOM
7. #1 MAGNESIUM DISSOLVER
8. #2 MAGNESUM DISSOLVER
9. #1 SOFT H_2O PUMP
10. #2 SOFT H_2O PUMP
11. #3 SOFT H_2O PUMP
12. #4 SOFT H_2O PUMP
13. #5 SOFT H_2O PUMP
14. DEMINERALIZED H_2O TK.
15. DEMINERALIZED H_2O TK.
16. CHEMICAL MIXING TK.

DUP 0318513

DUP 0318514

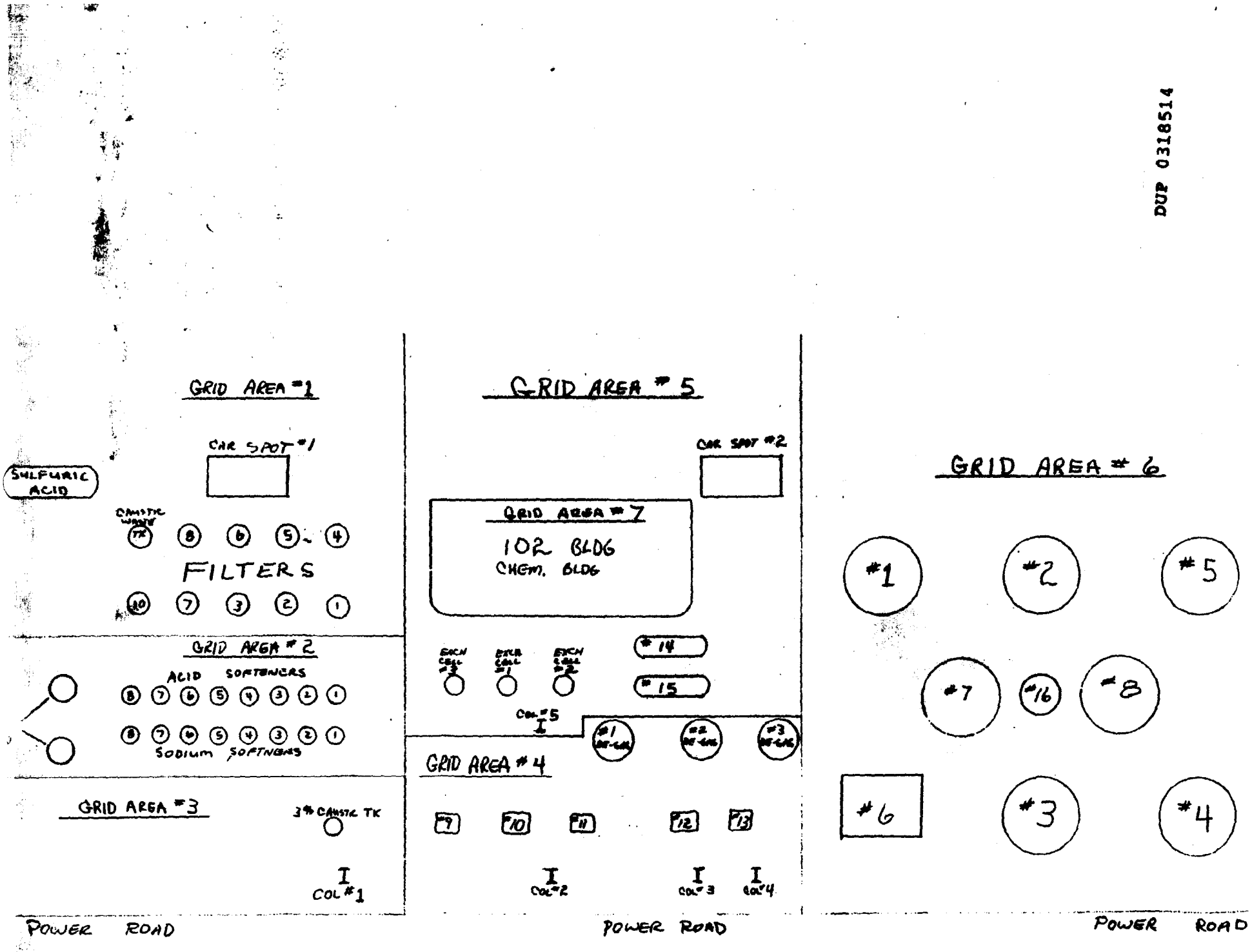

102 WATER TREATMENT

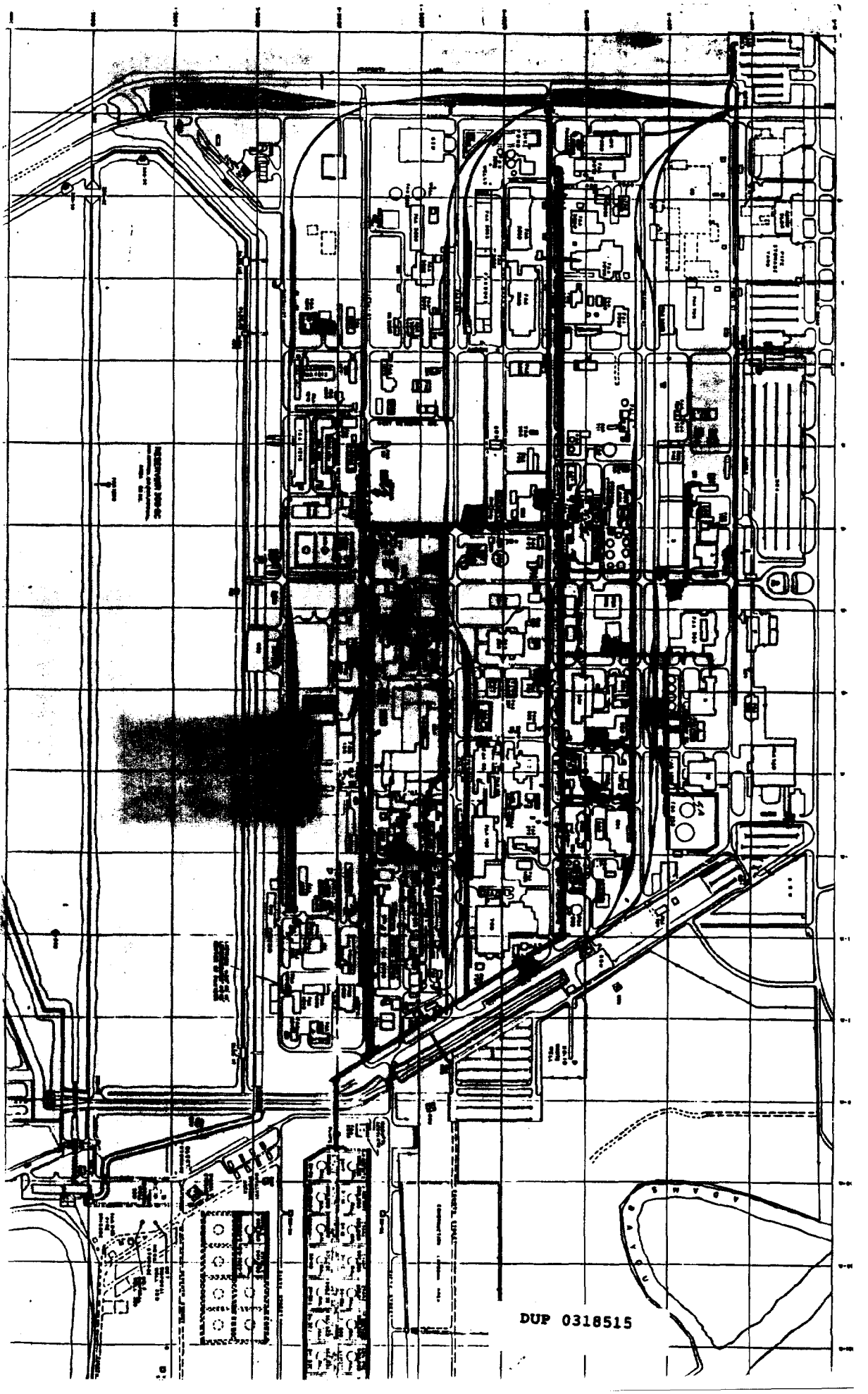

DUP 0318515

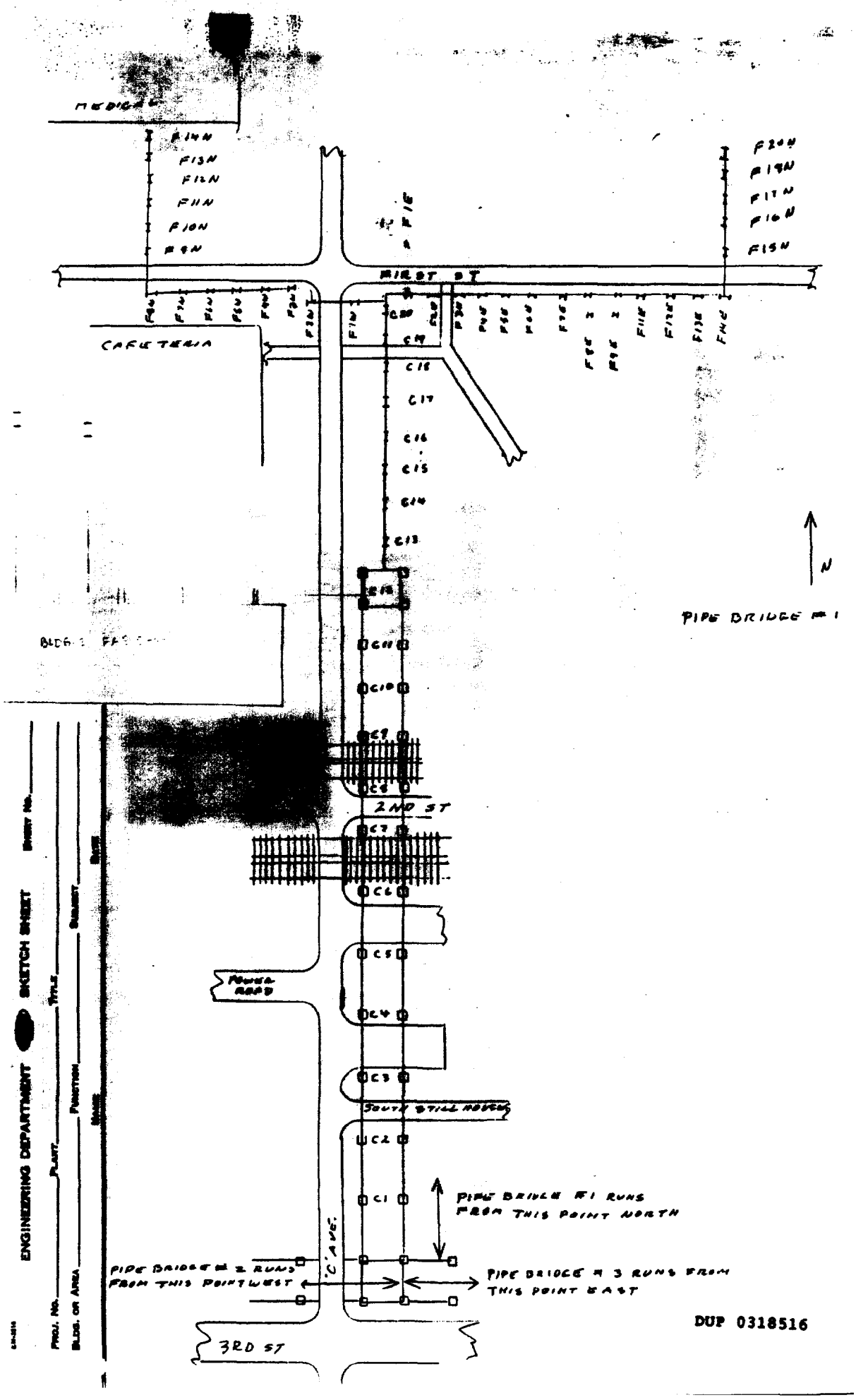
MEDICAL
F14N
F13N
F12N
F11N
F10N
F9N
F20N
F19N
F17N
F16N
F15N
FIRST ST
CAFETERIA
C20
C19
C18
C17
C16
C15
C14
C13
C12
C11
C10
C9
C8
2ND ST
C7
C6
C5
POWER ROAD
C4
C3
SOUTH STILL HOUSE
C2
C1
PIPE BRIDGE #1 RUNS FROM THIS POINT NORTH
'C' AVE.
PIPE BRIDGE #2 RUNS FROM THIS POINT WEST
PIPE BRIDGE #3 RUNS FROM THIS POINT EAST
3RD ST
N
PIPE BRIDGE #1
ENGINEERING DEPARTMENT
SKETCH SHEET
PROJ. NO.
PLANT
TITLE
BLDG. OR AREA
FUNCTION
SUBJECT
MADE
DATE
SHEET NO.

DUP 0318516

ENGINEERING DEPARTMENT SKETCH SHEET SHEET NO.

PROJ. NO. PLANT TITLE

BLDG. OR AREA FUNCTION SUBJECT

NAME DATE

3 W + NUMBER
PIPE BRIDGE #2

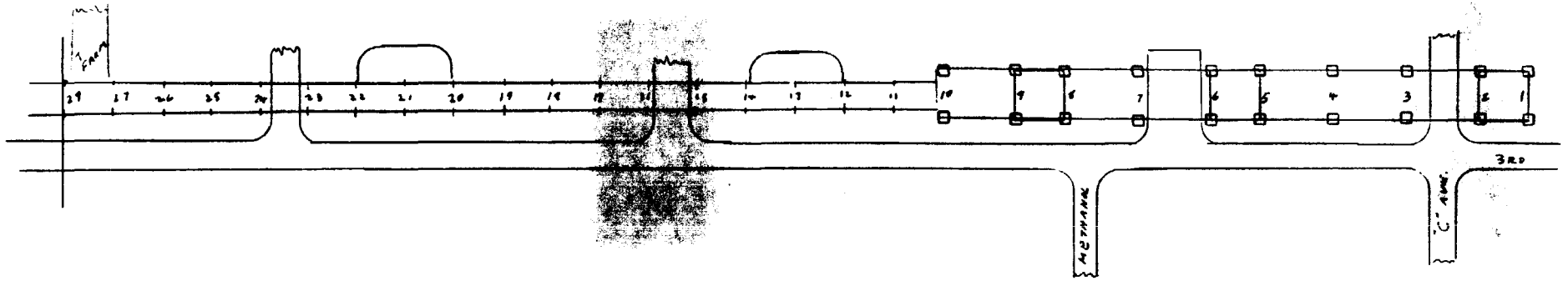



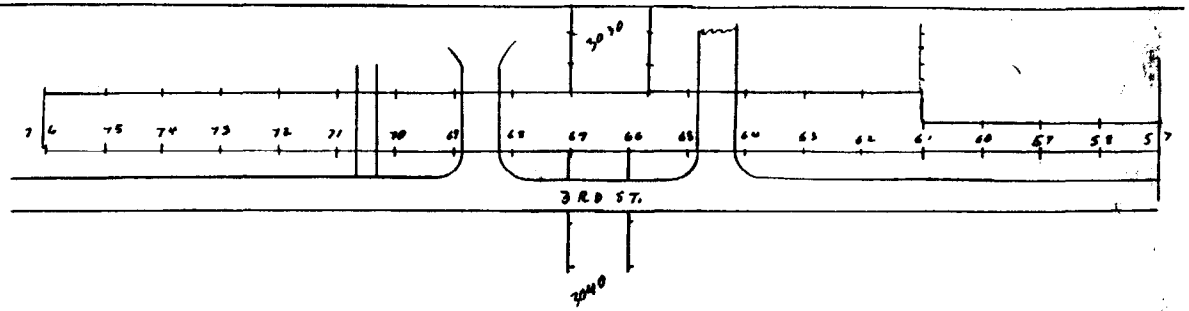

DUP 0318517

ENGINEERING DEPARTMENT — SKETCH SHEET — SHEET No. _____

PROJ. No. _____ PLANT _____ TITLE _____

BLDG. OR AREA _____ FUNCTION _____ SUBJECT _____

NAME _____ DATE _____

3E - NUMBER
PIPE BRIDGE # 3

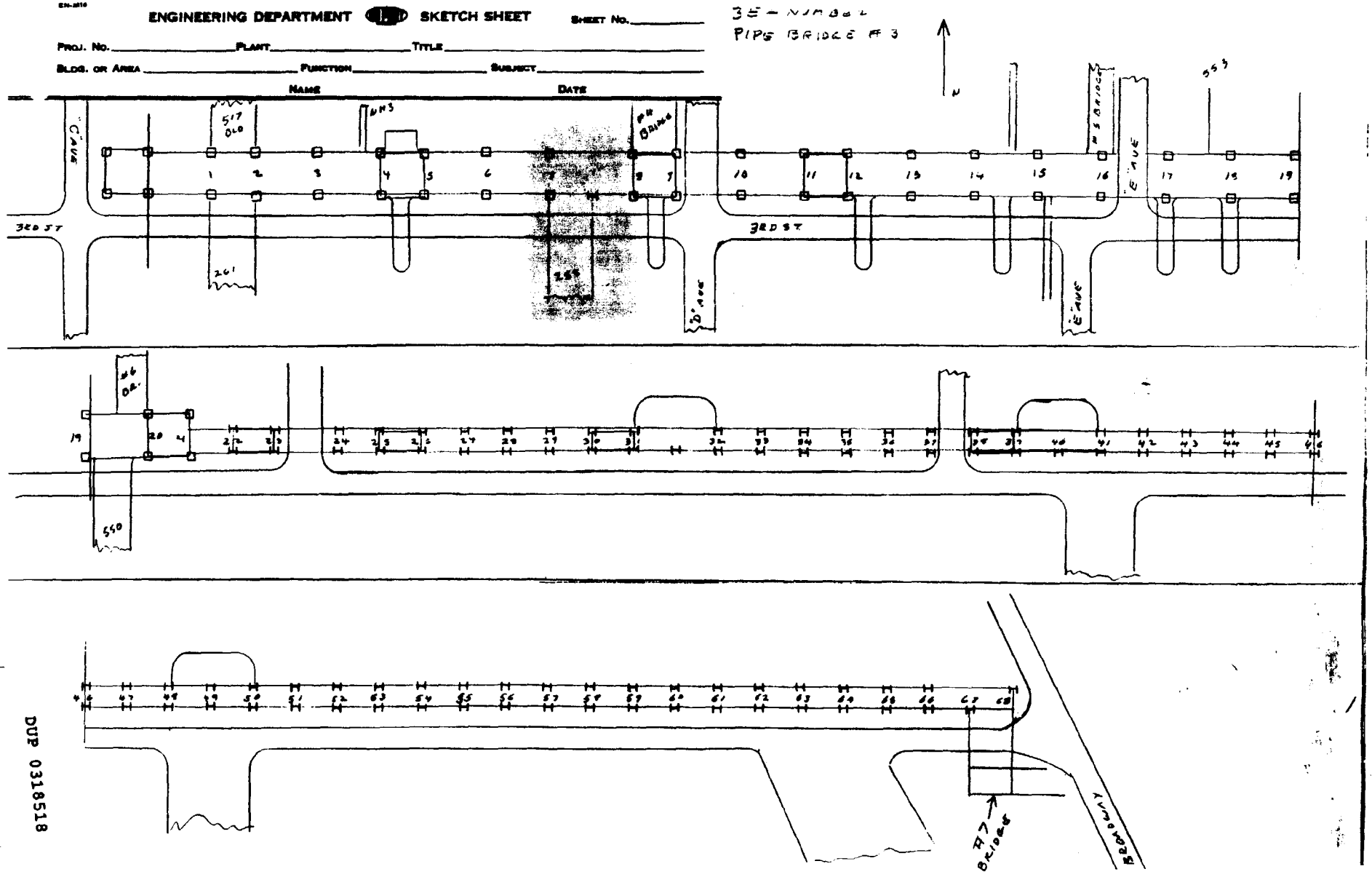

DUP 0318518

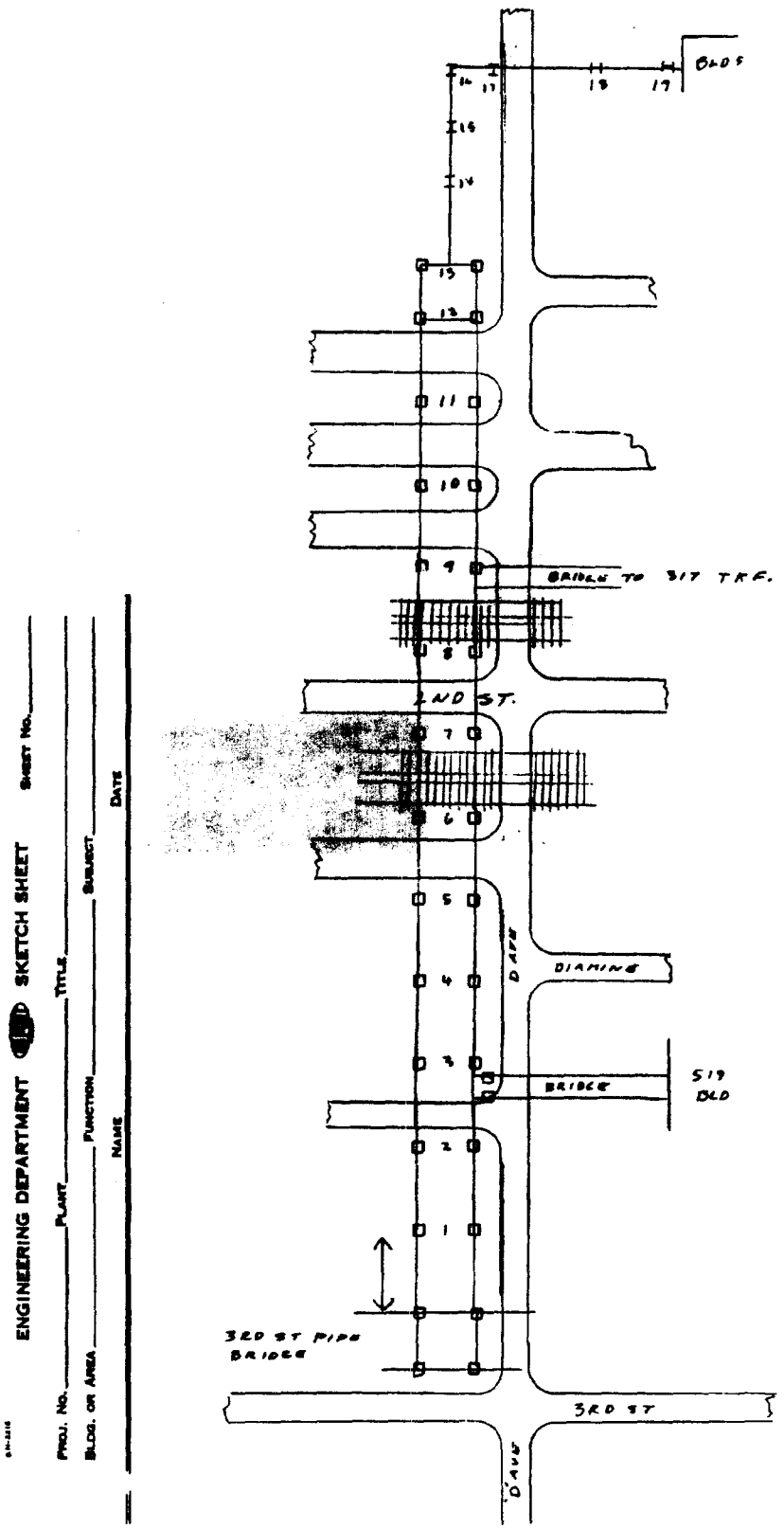

#4 BRIDGE

DN + NUMBER

DUP 0318519

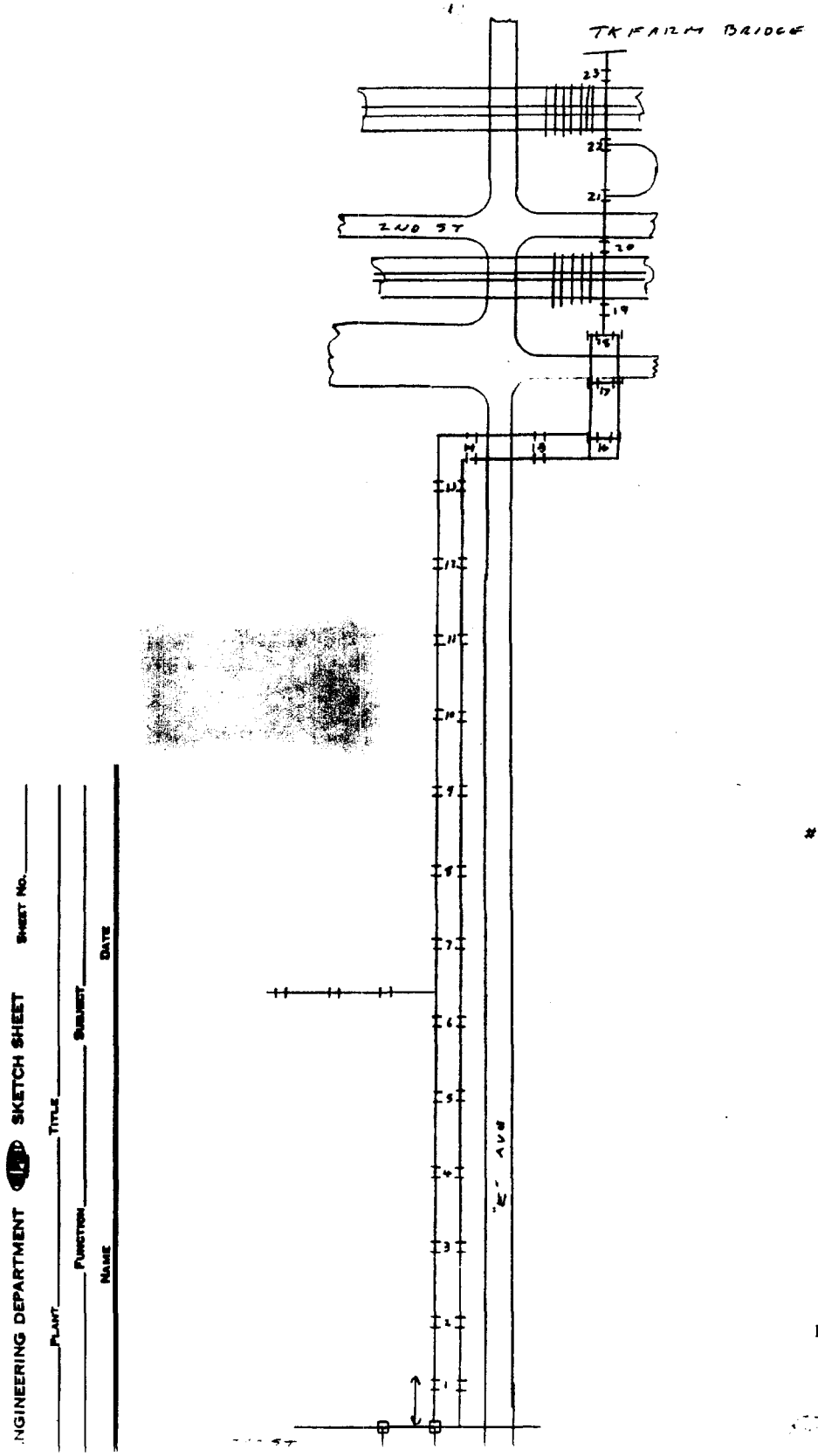

ENGINEERING DEPARTMENT SKETCH SHEET SHEET NO.

PLANT TITLE

FUNCTION SUBJECT

NAME DATE

EN + NUMBER

5 BRIDGE

DUP 0318520

ERING DEPARTMENT SKETCH SHEET Sheet No.

Plant Title

Function Subject

Name Date

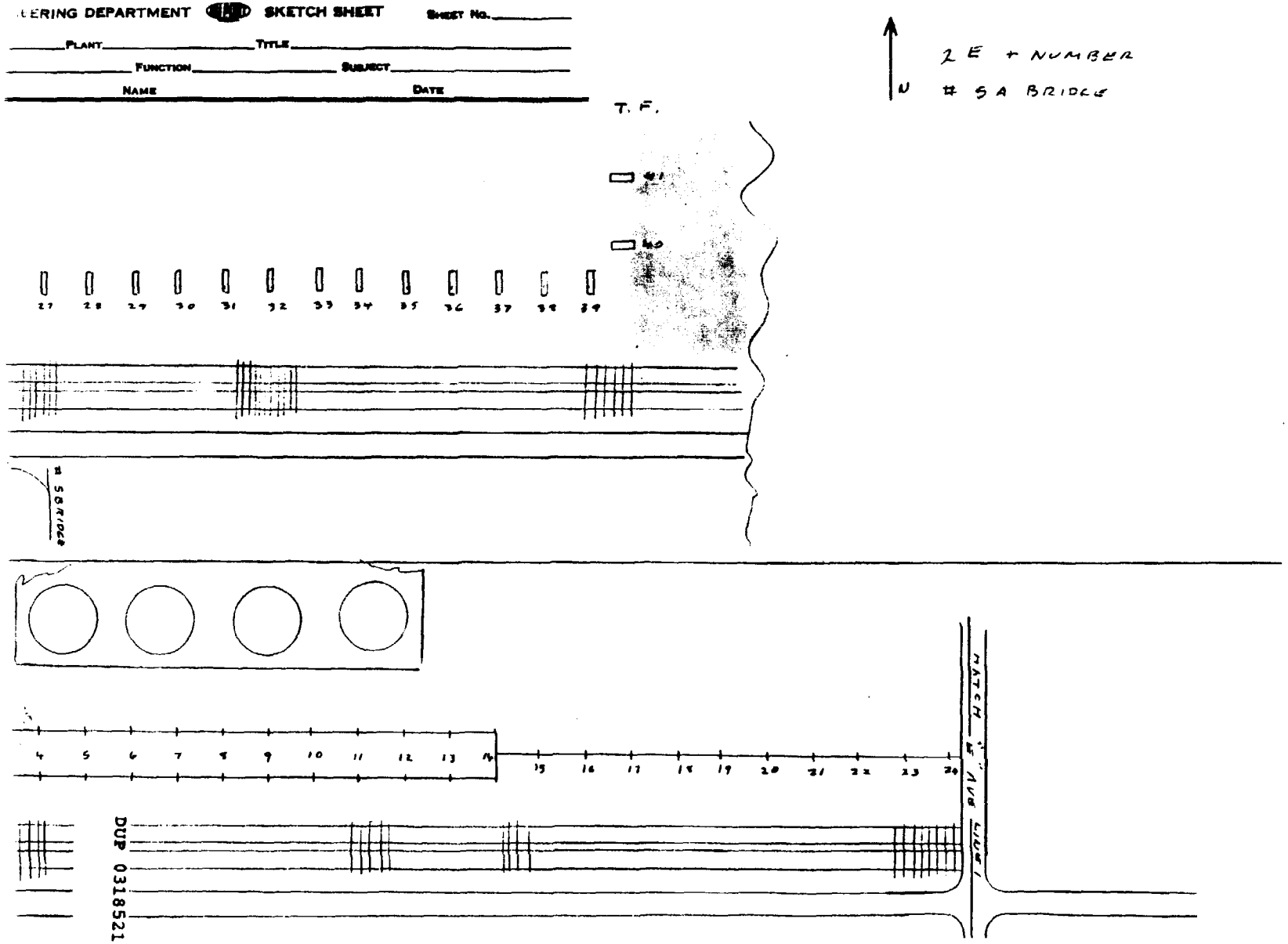

2E + NUMBER

N # 5A BRIDGE

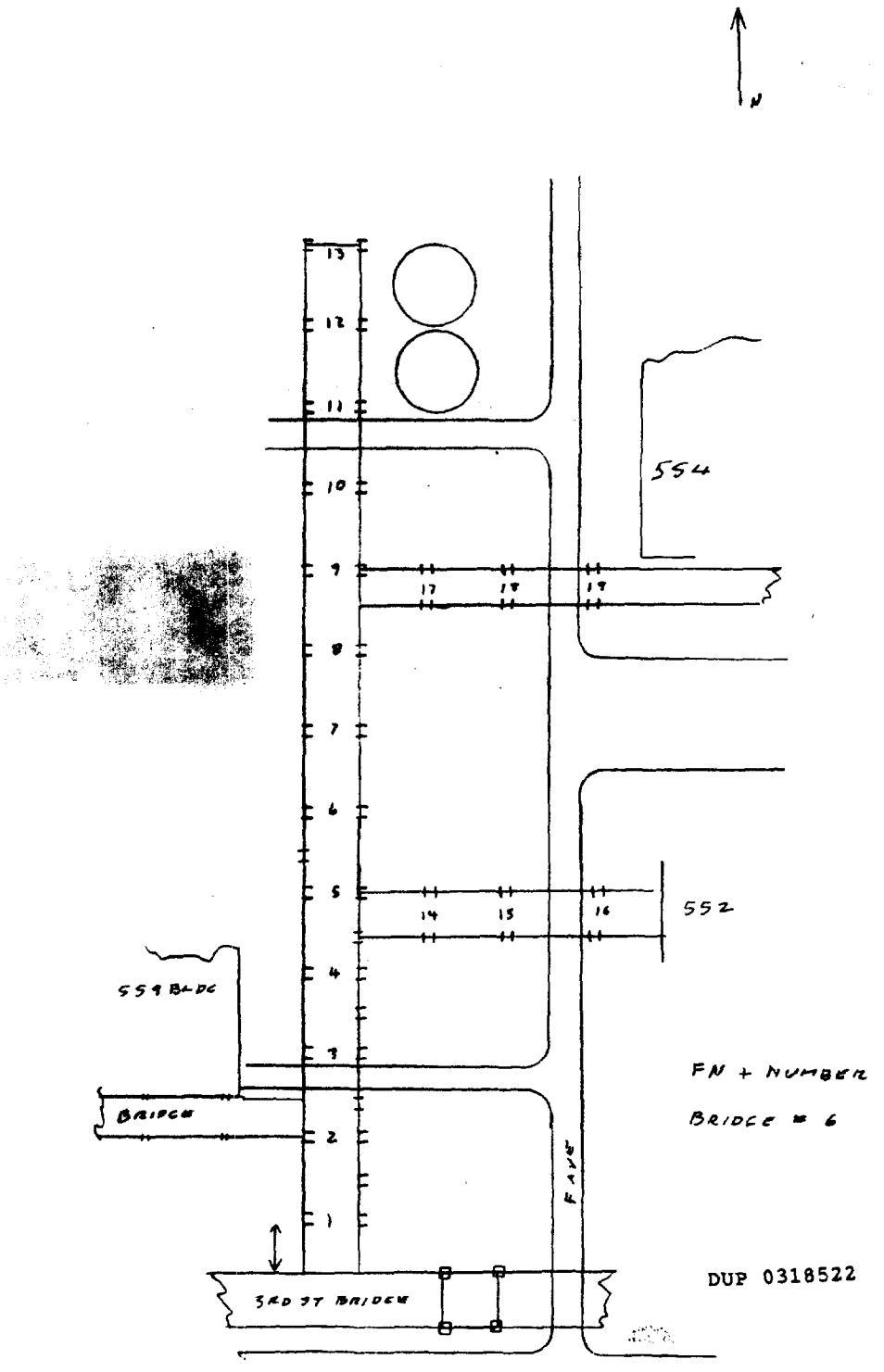

PLANT
TITLE
FUNCTION
SUBJECT
NAME
DATE

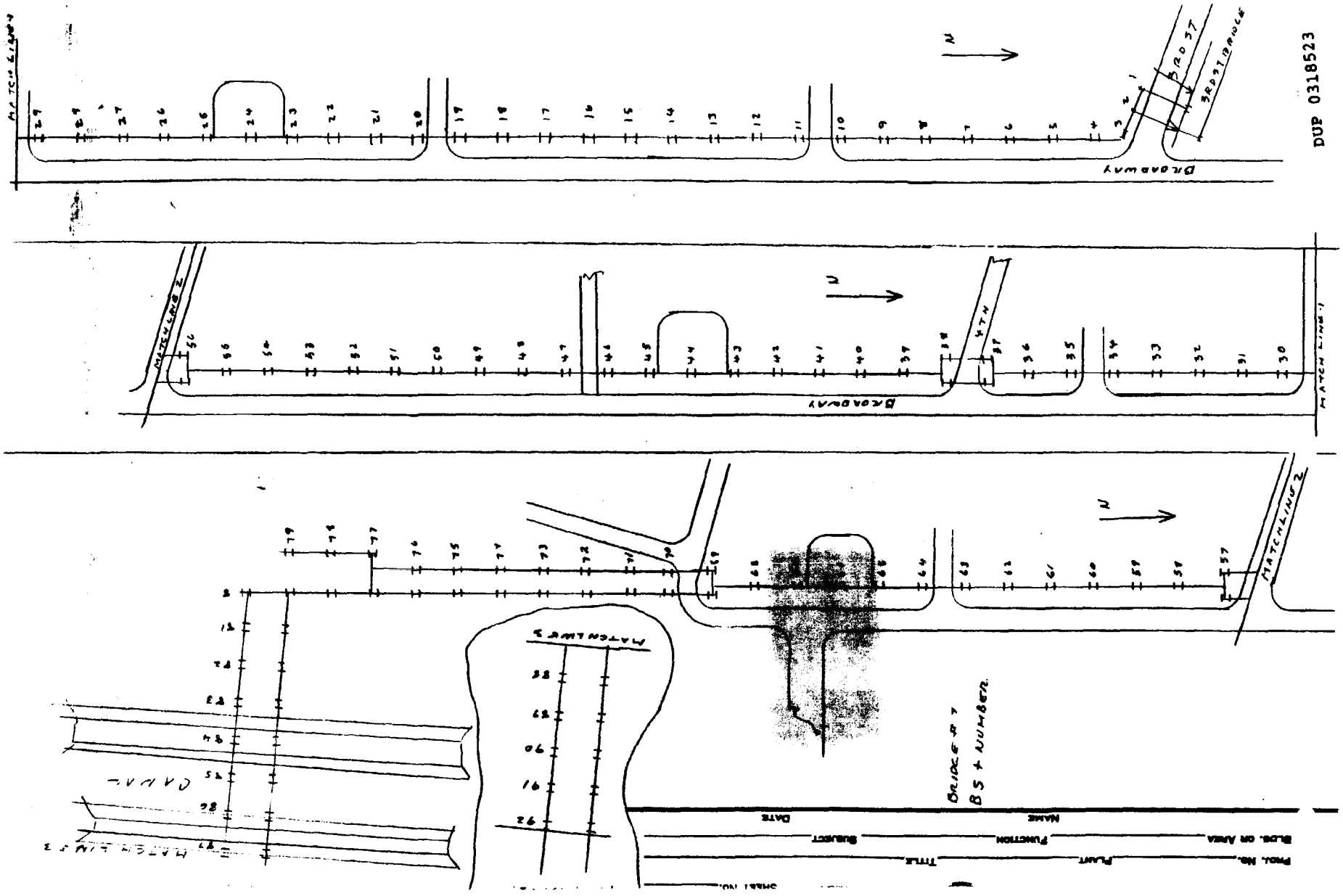

MATCH LINE 1
MATCH LINE 2
MATCH LINE 3
BROADWAY
3RD ST
3RD ST BRIDGE
4TH
BRIDGE #7
BS + NUMBER
DATE
NAME
SUBJECT
FUNCTION
TITLE
PLANT
PROJ. NO.
BLDG. OR AREA
SHEET NO.

DUP 0318523

ENGINEERING DEPARTMENT SKETCH SHEET

PROJ. NO. _____ PLANT _____ TITLE _____ SHEET NO. _____

BLDG. OR AREA _____ FUNCTION _____ SUBJECT _____

NAME _____ DATE _____

DUP 0318524

GINEERING DEPARTMENT SKETCH SHEET SHEET NO.

PLANT TITLE

FUNCTION SUBJECT

NAME DATE

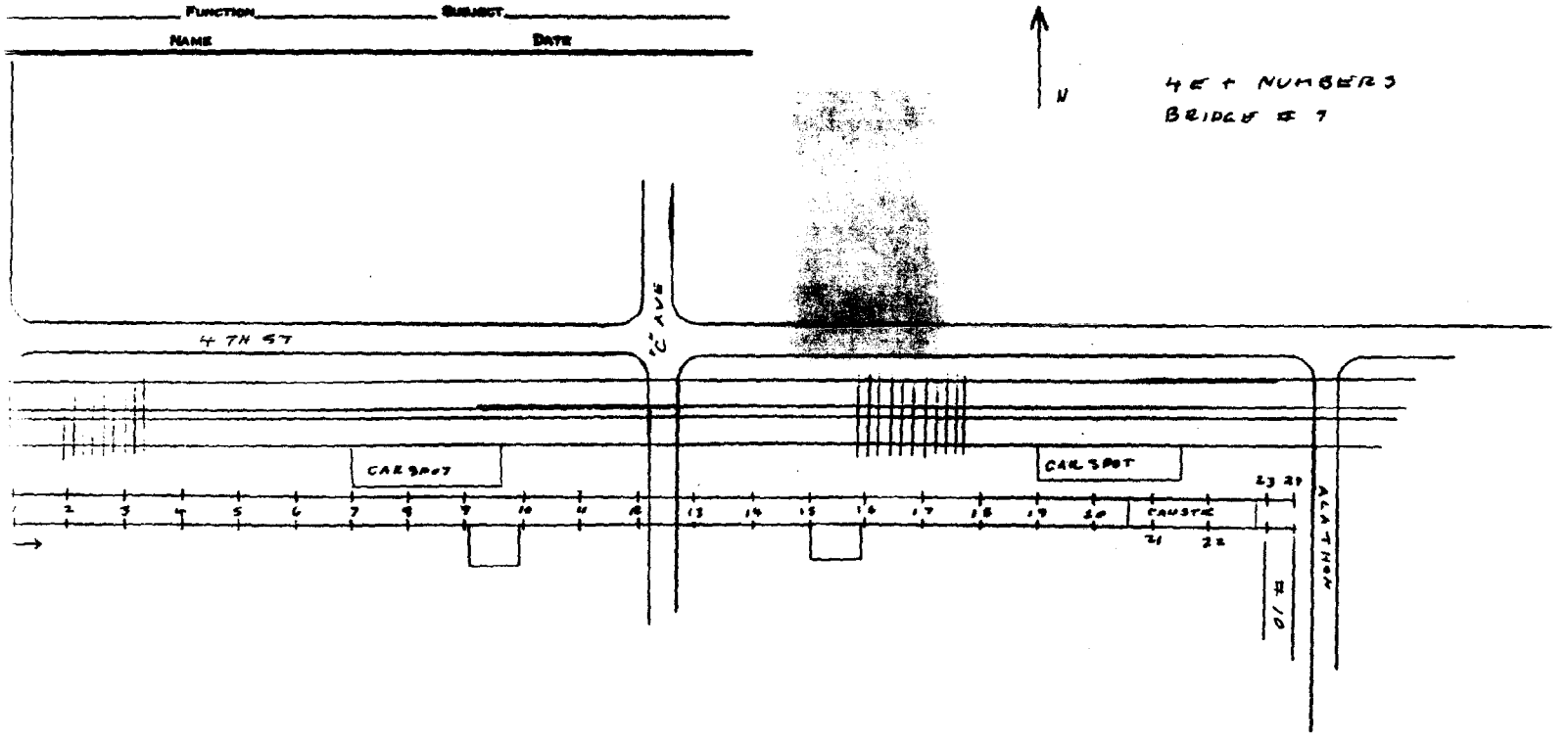

DUP 0318525

ENGINEERING DEPARTMENT — SKETCH SHEET — SHEET NO.

PLANT — TITLE

AREA — FUNCTION — SUBJECT

NAME — DATE

N

A.L.S + NUMBER
BRIDGE # 10

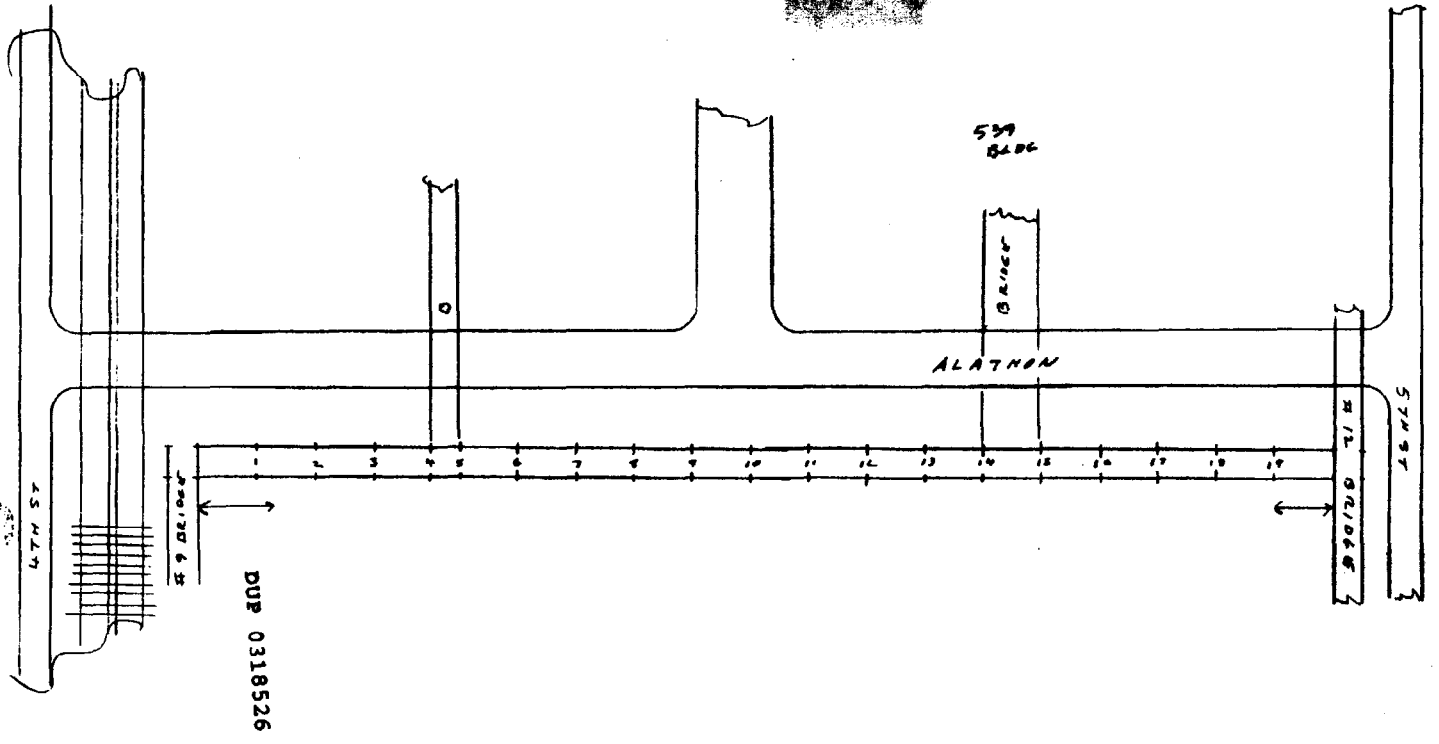

ENGINEERING DEPARTMENT SKETCH SHEET Sheet No. _____

_____ Plant _____ Title _____

A _____ Function _____ Subject _____

Name _____ Date _____

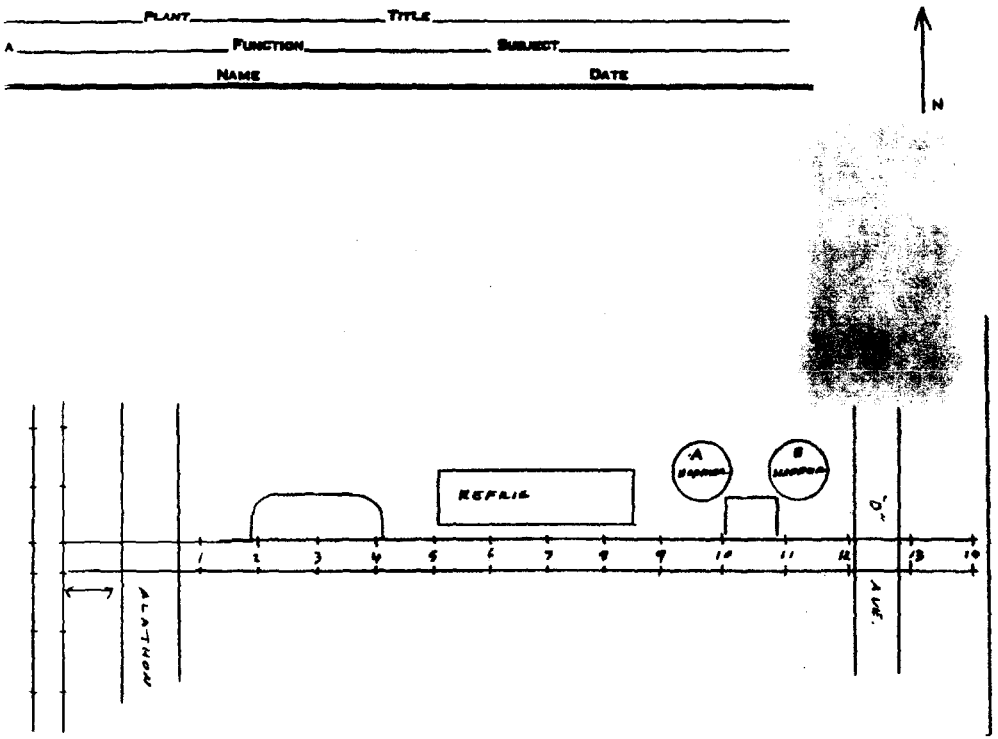

11 E PLUS NUMBER

NUMBER N BRIDGE

BLDG
S 34

DUP 0318527

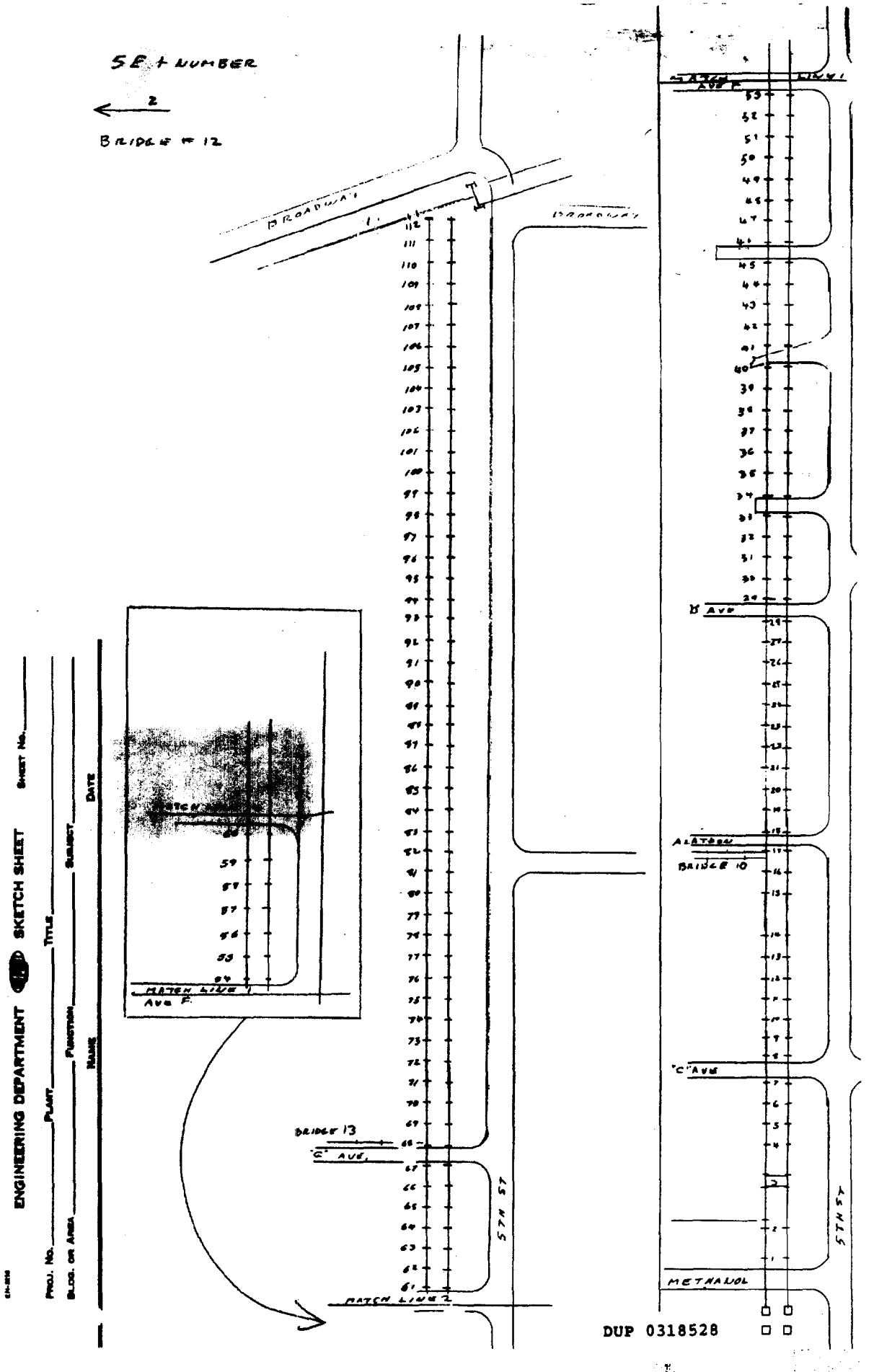
SE + NUMBER
2
BRIDGE = 12
BROADWAY
MATCH LINE 1
Ave F
MATCH LINE 2
BRIDGE 13
C AVE
57TH ST
B AVE
ALLEY
BRIDGE 10
"C" AVE
57TH
METHANOL
ENGINEERING DEPARTMENT
SKETCH SHEET
SHEET No.
TITLE
PLANT
SUBJECT
PROJ. No.
FUNCTION
DATE
BLDG. OR AREA
NAME

DUP 0318528

SKETCH SHEET Sheet No.

Proj. No. Plant Title

Bldg. or Area Function Subject

Name Date

C N + Number

Number 13 Bridge

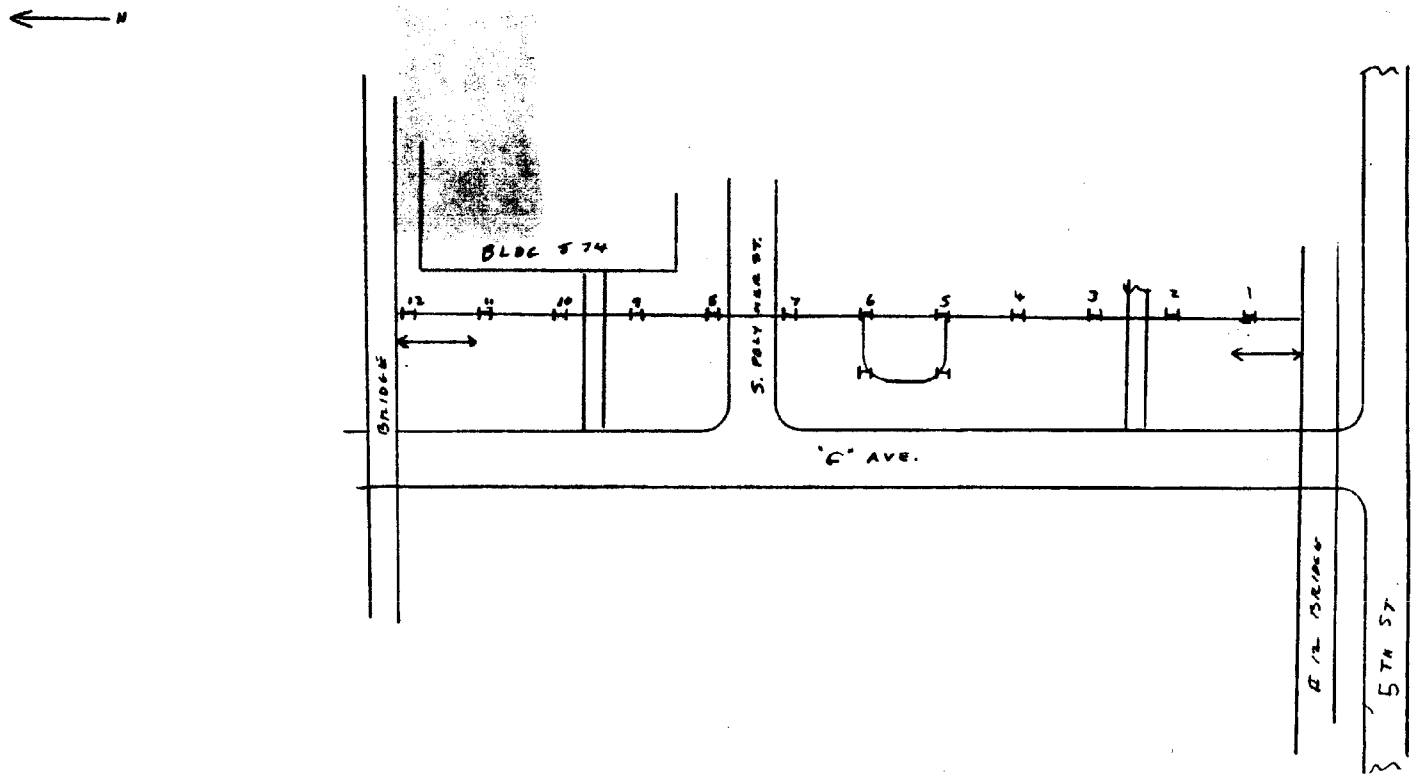

DUP 0318529

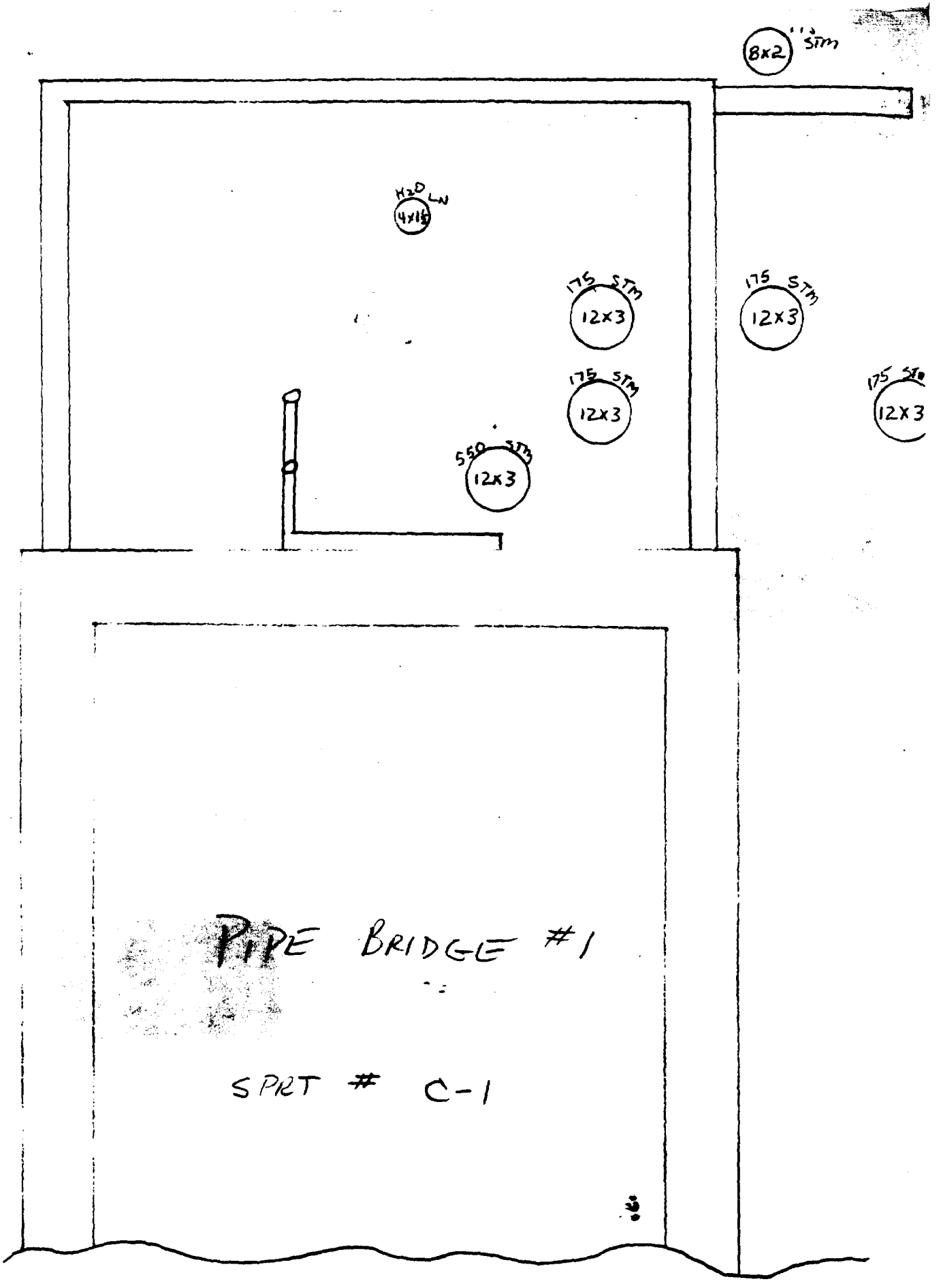
8x2 STM
H2O LN
4x1½
175 STM
12x3
175 STM
12x3
175 STM
12x3
175 STM
12x3
550 STM
12x3
PIPE BRIDGE #1
SPRT # C-1

DUP 0318530

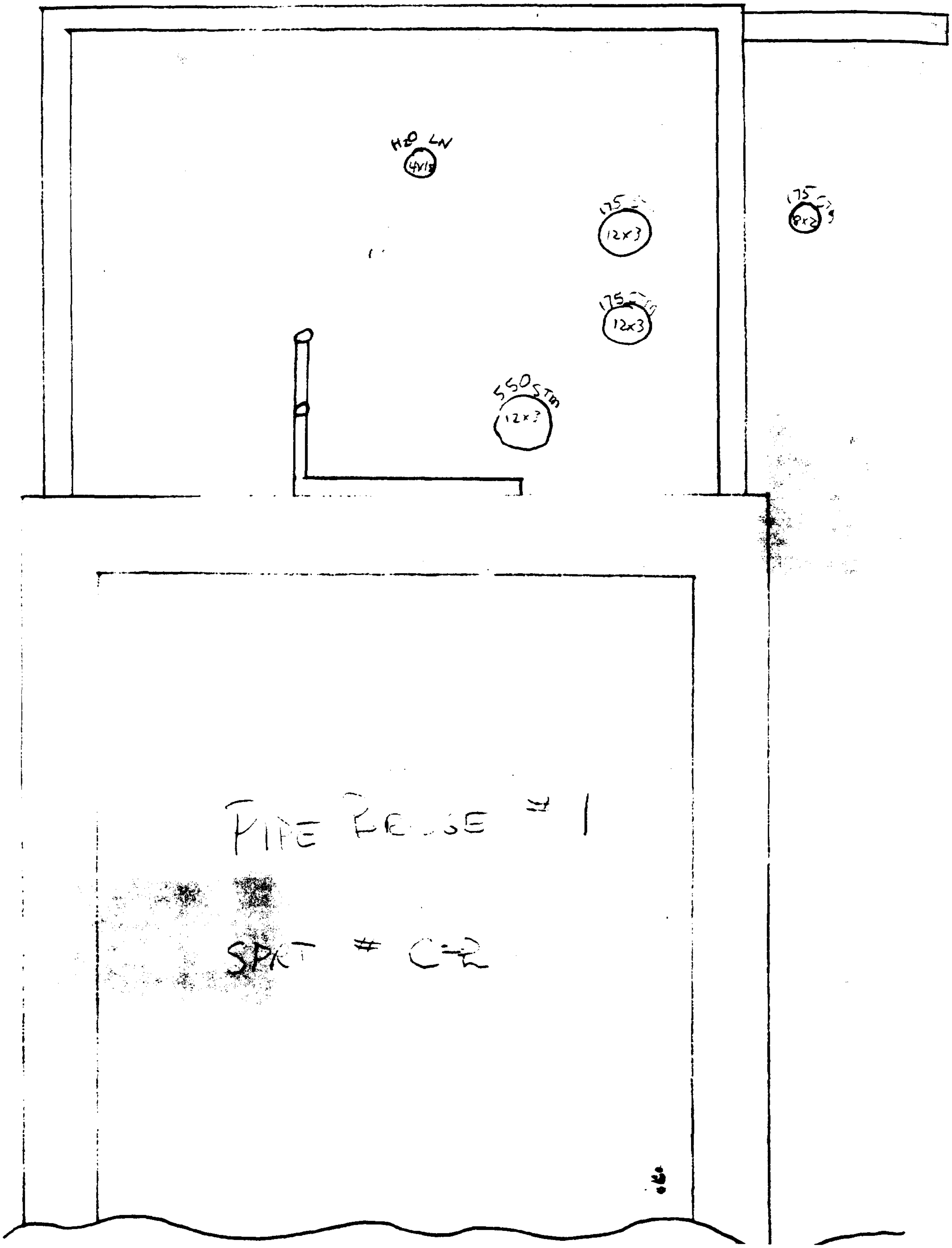

DUP 0318531

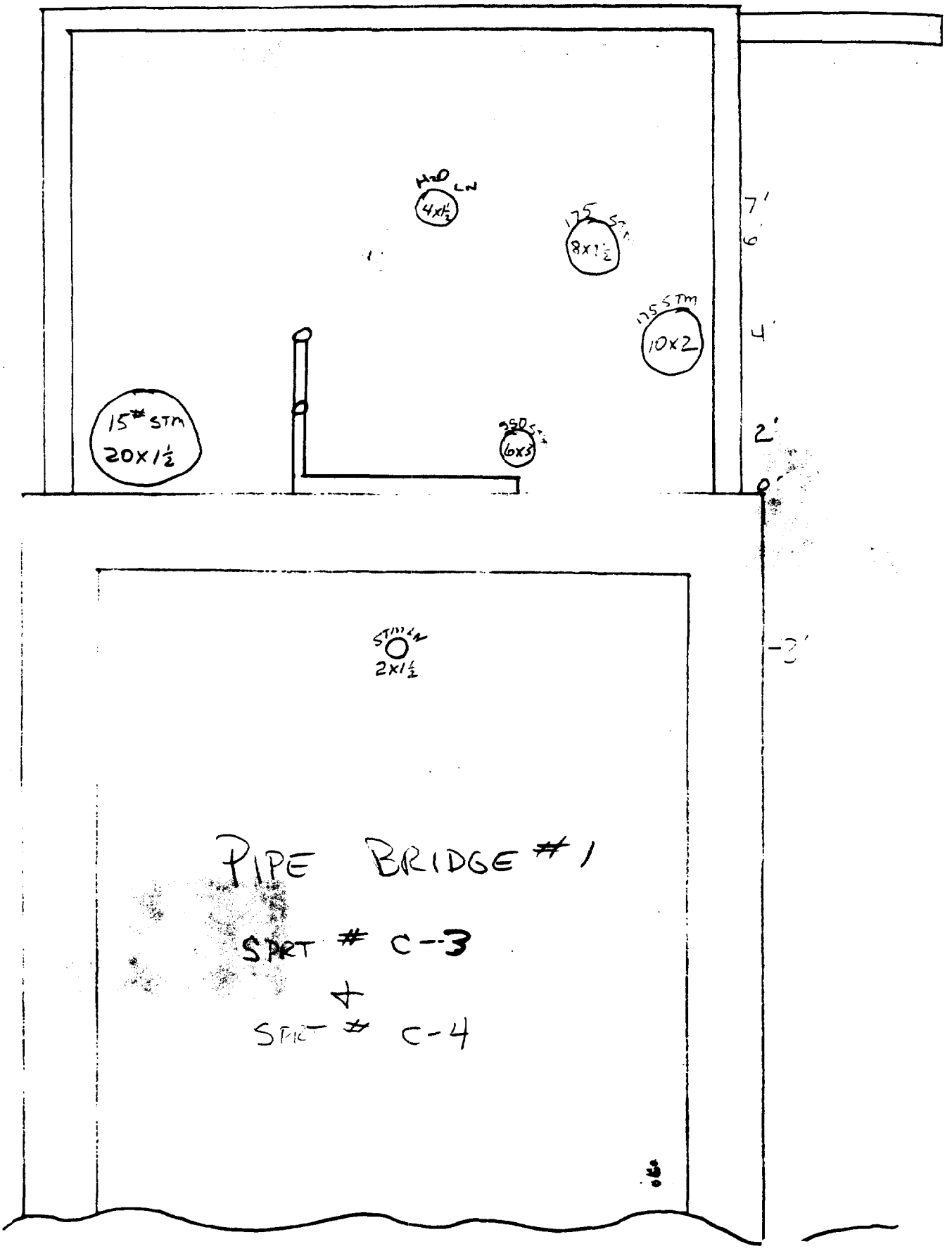
H2O LW
4x1½
175 STM
8x1½
175 STM
10x2
15# STM
20x1½
350 STM
6x3
7'
6'
4'
2'
0'
-3'
STM LW
2x1½
PIPE BRIDGE #1
SPRT # C-3
+
SPRT # C-4

DUP 0318532



PIPE BRIDGE #1

SPLT # C-5
THRU
SPLT # C-10

DUP 0318533

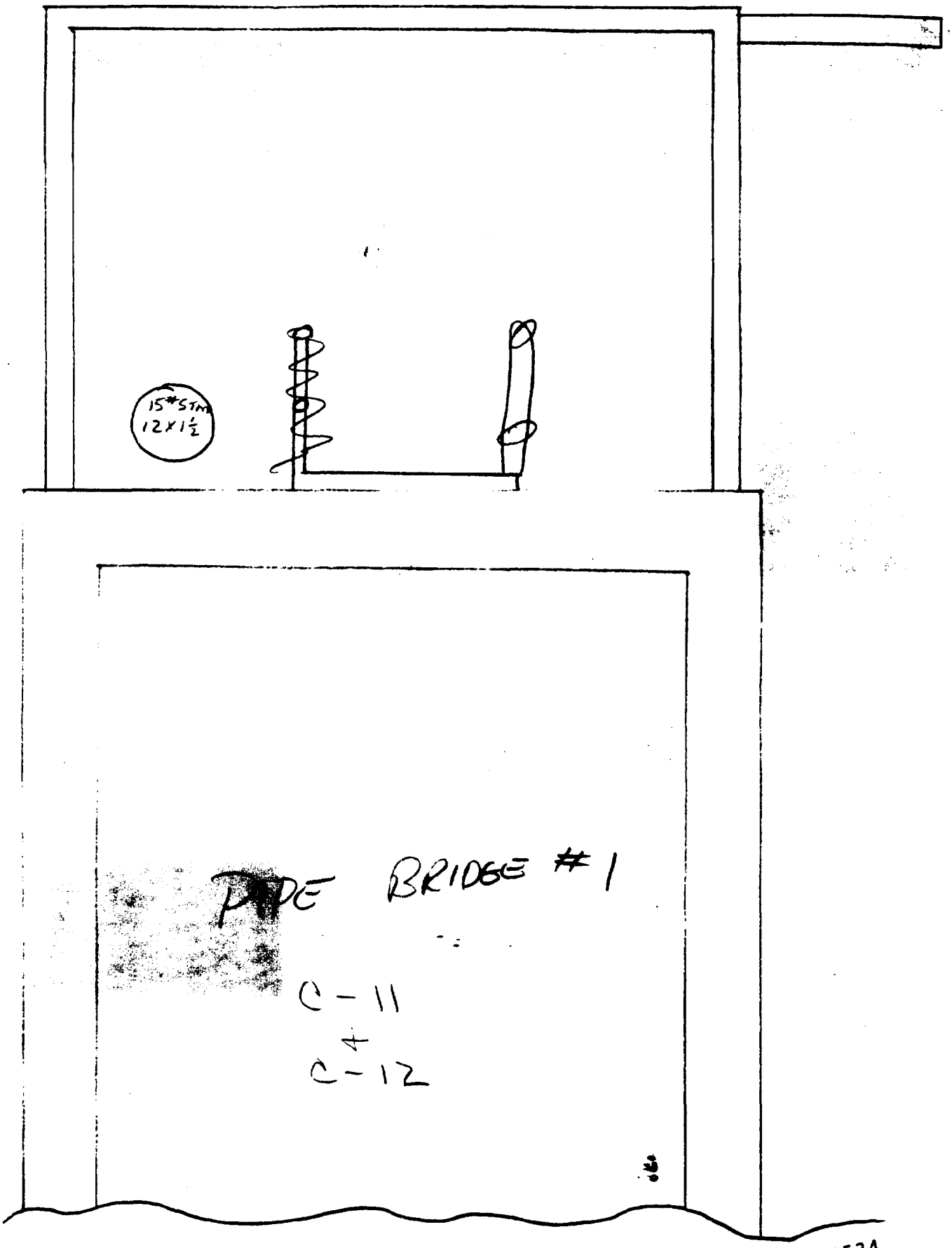

DUP 0318534

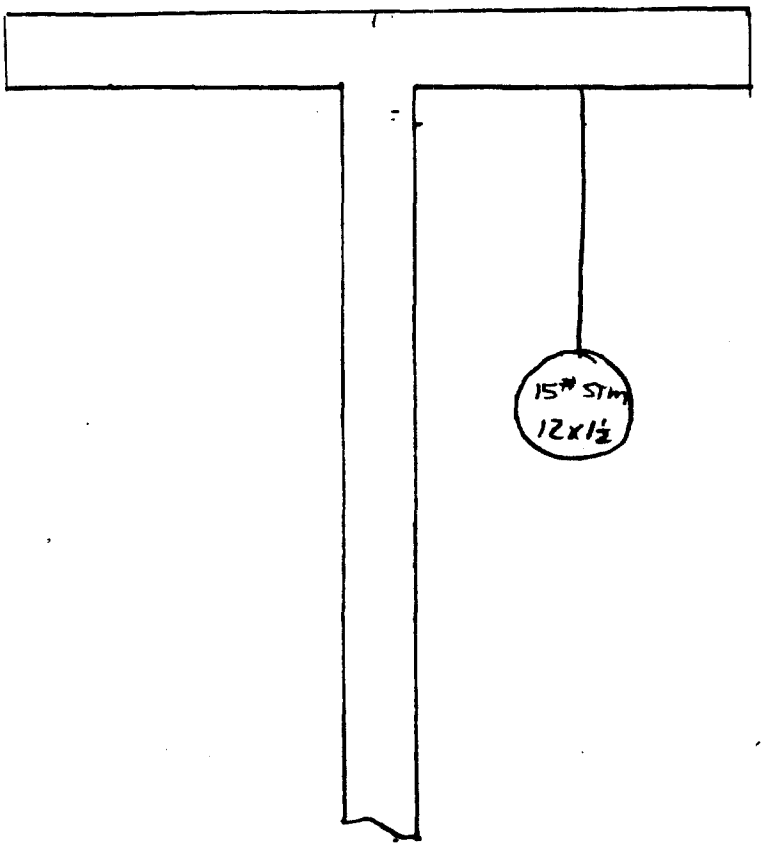

PIPE BRIDGE #1

SPRT # C-13

THRU

SPRT # C-20

DUP 0318535

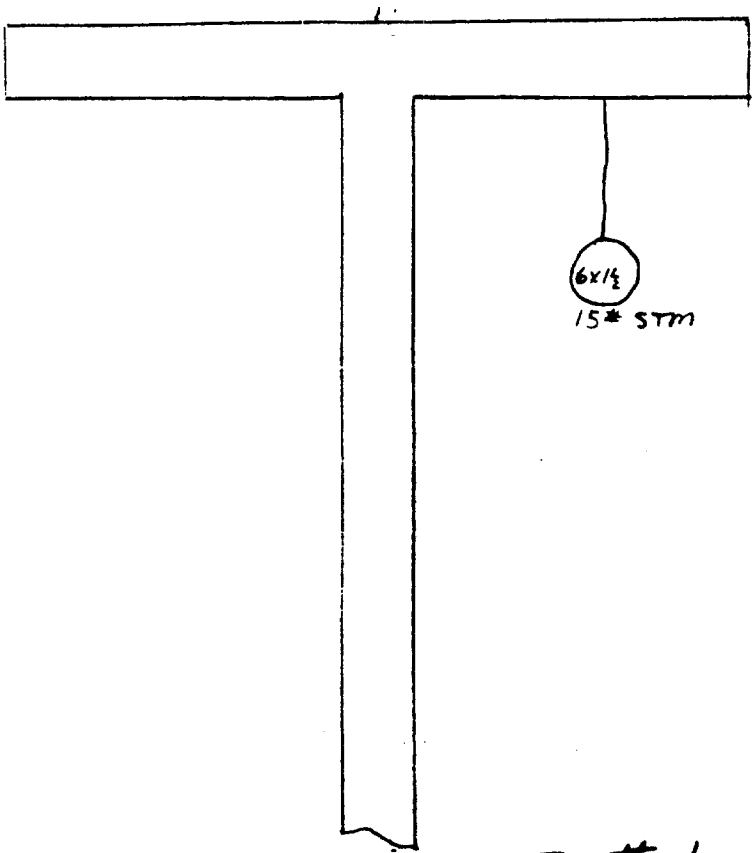

PIPE BRIDGE #1

SPRT # F-1E

THRU

SPRT # F-17N

DUP 0318536

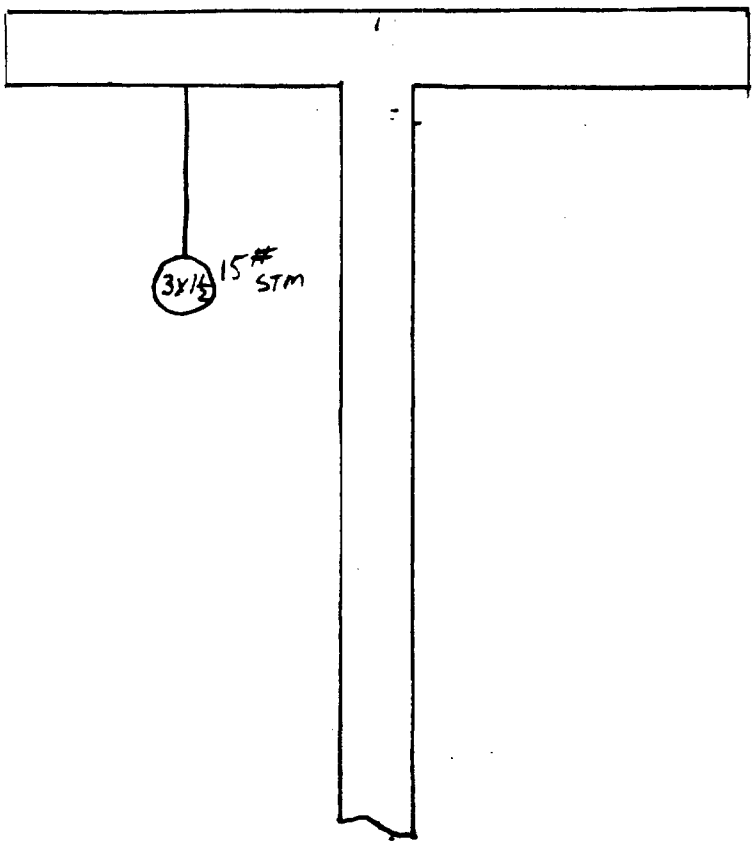

PE BRIDGE #1

SPRT F-1W

THRU

F-14N

DUP 0318537

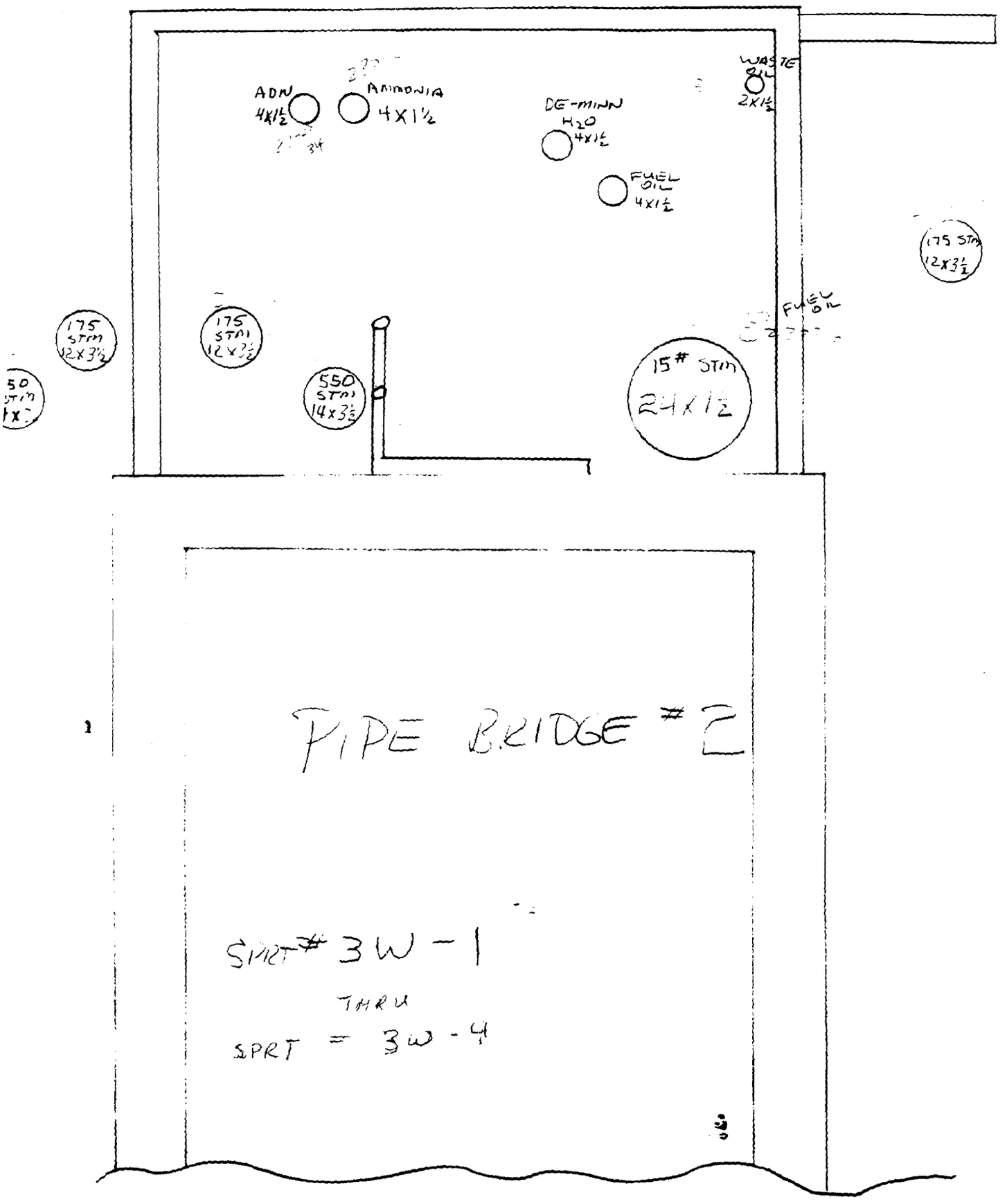
ADN
4X1½
AMMONIA
4X1½
DE-MINN
H2O
4X1½
WASTE
OIL
2X1½
FUEL
OIL
4X1½
175
STM
12X3½
175
STM
12X3½
550
STM
14X3½
15# STM
24X12
175 STM
12X3½
FUEL OIL
PIPE BRIDGE #2
SPRT # 3W-1
THRU
SPRT = 3W-4

DUP 0318538

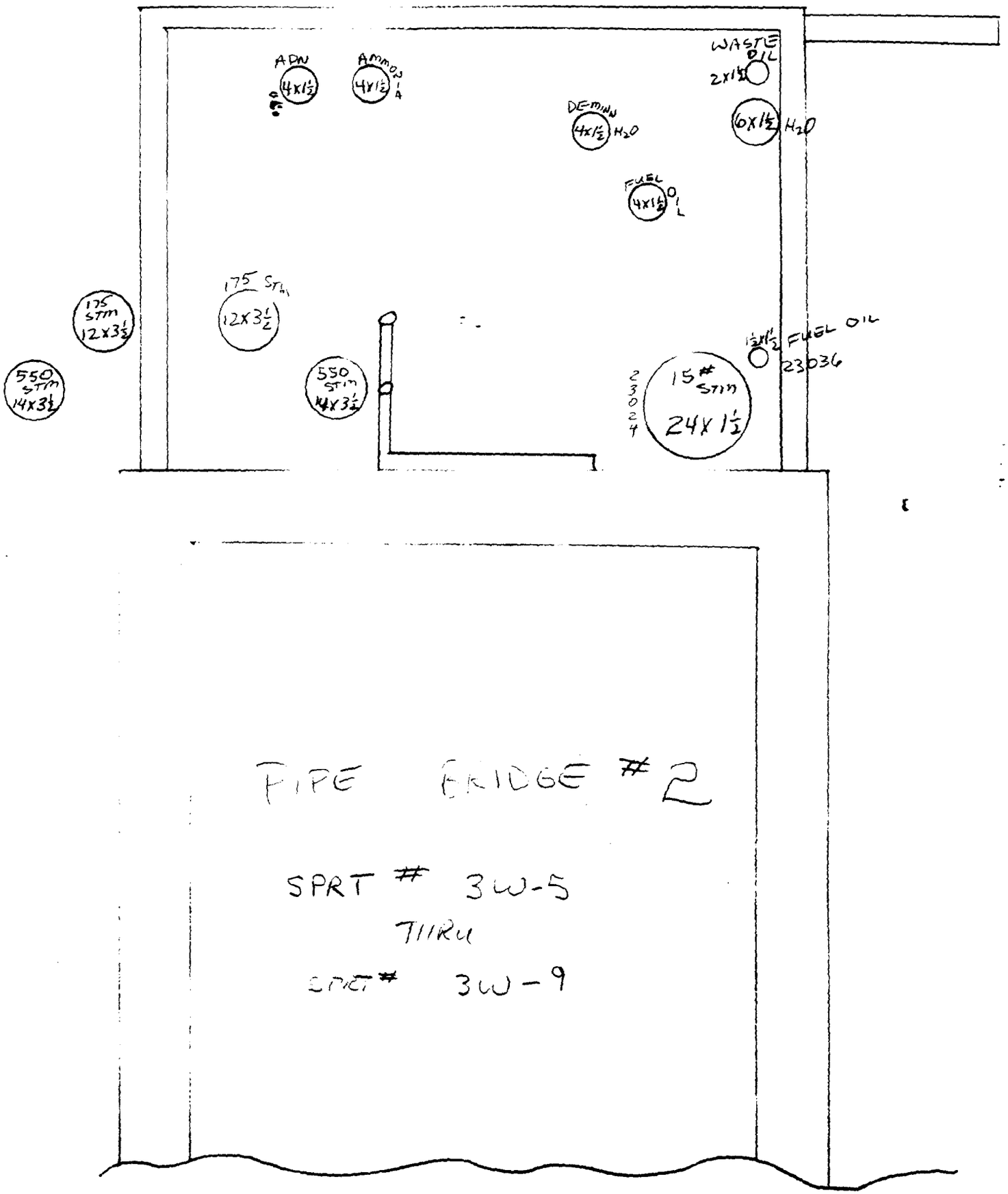
APW
4x1½
Ammonia
4x1½
WASTE OIL
2x1½
DE-MIN'D
4x1½ H2O
6x1½ H2O
FUEL OIL
4x1½
175 STM
12x3½
175 STM
12x3½
550 STM
14x3½
550 STM
14x3½
1½x1½ FUEL OIL
23036
230224
15# STM
24x1½
FIRE BRIDGE #2
SPRT # 3W-5
TIIRU
SPRT # 3W-9

DUP 0318539

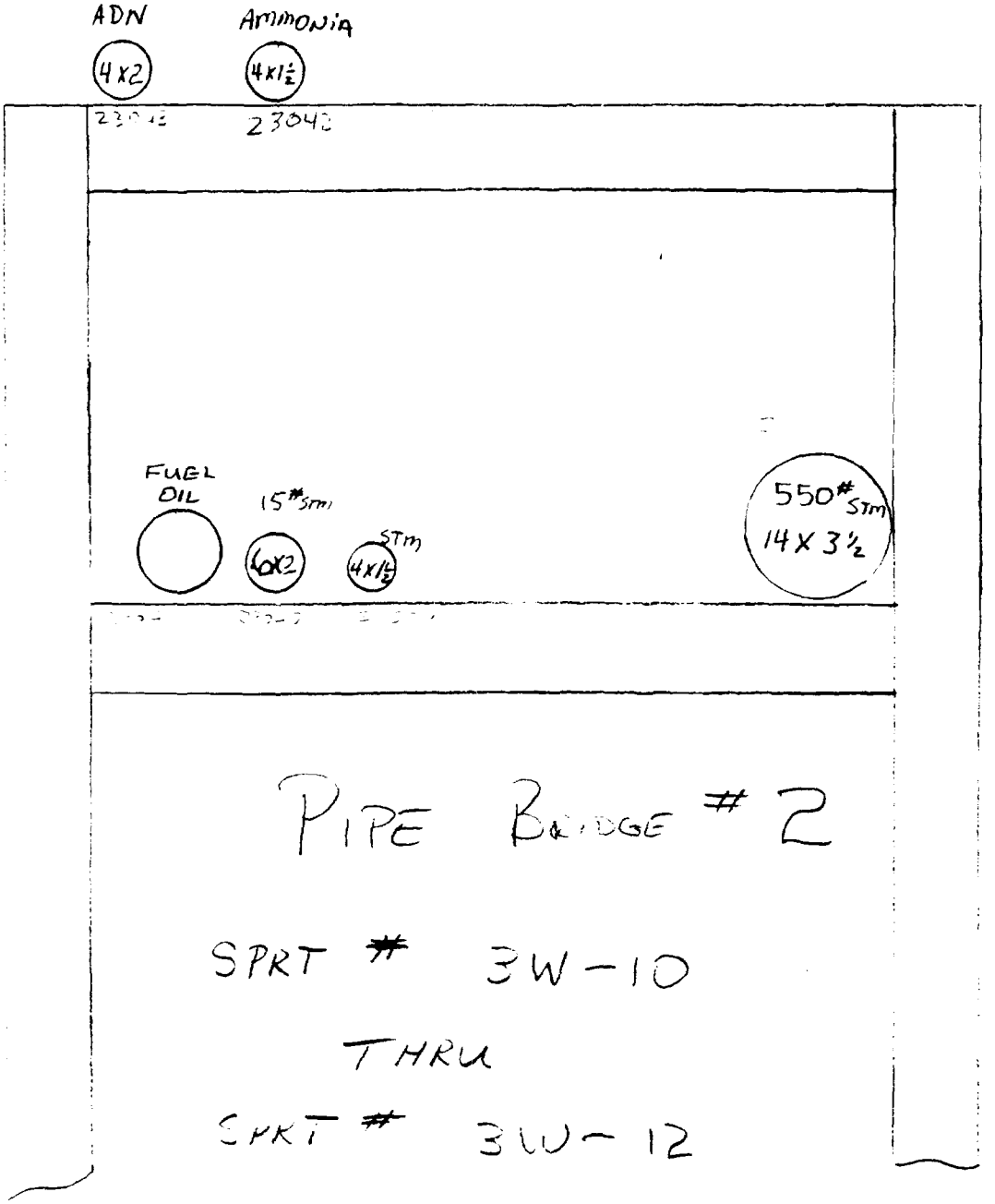
ADN
4x2
Ammonia
4x1½
23042
23042
FUEL OIL
15# STM
6x2
STM
4x1½
550# STM
14 x 3½
PIPE BRIDGE # 2
SPRT # 3W-10
THRU
SPRT # 3W-12

DUP 0318540


ADN
4X2
AMMONIA
4X1½
FUEL OIL
15# STM
6X2
STM
6X2
550# STM
14 X 3½
PIPE BRIDGE # 2
SPRT # 3W-13
THRU
SPRT # 3W-15

DUP 0318541

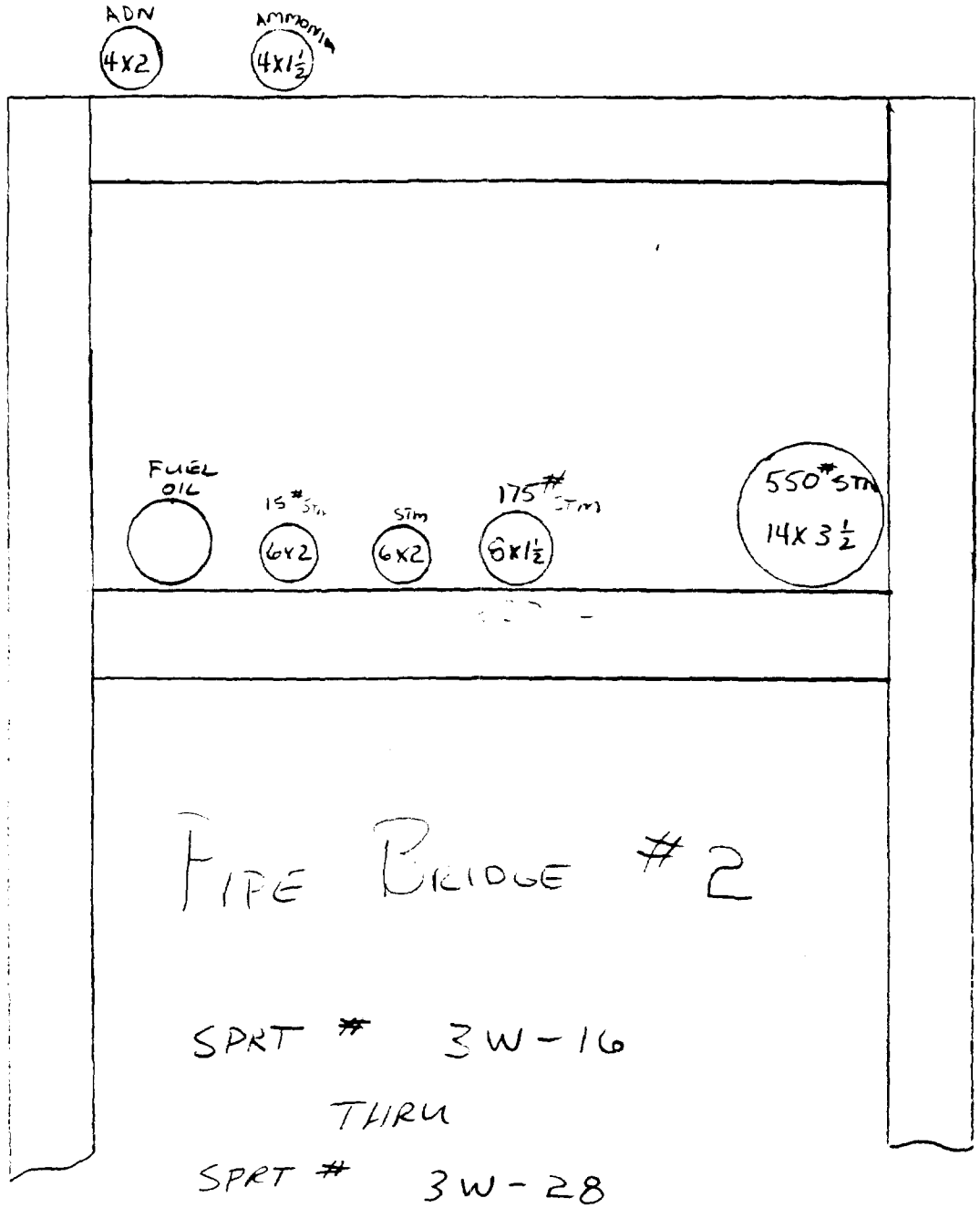

FIRE BRIDGE #2

SPRT # 3W-16

THRU

SPRT # 3W-28

DUP 0318542

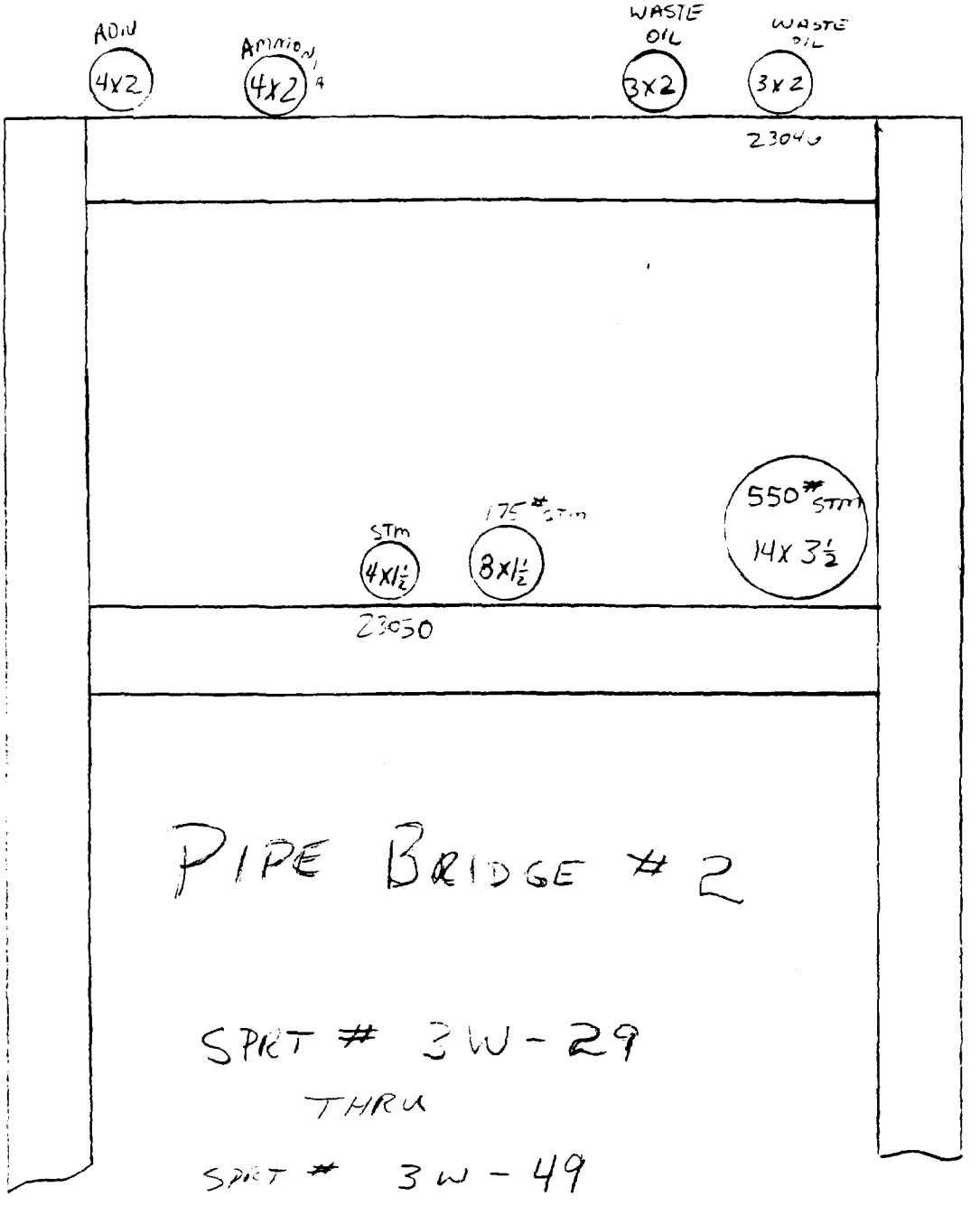
ADIN
4X2
AMMONIA
4X2
WASTE OIL
3X2
WASTE OIL
3X2
23040
550# STM
14X 3½
175# STM
8X1½
STM
4X1½
23050
PIPE BRIDGE # 2
SPRT # 3W-29
THRU
SPRT # 3W-49

DUP 0318543

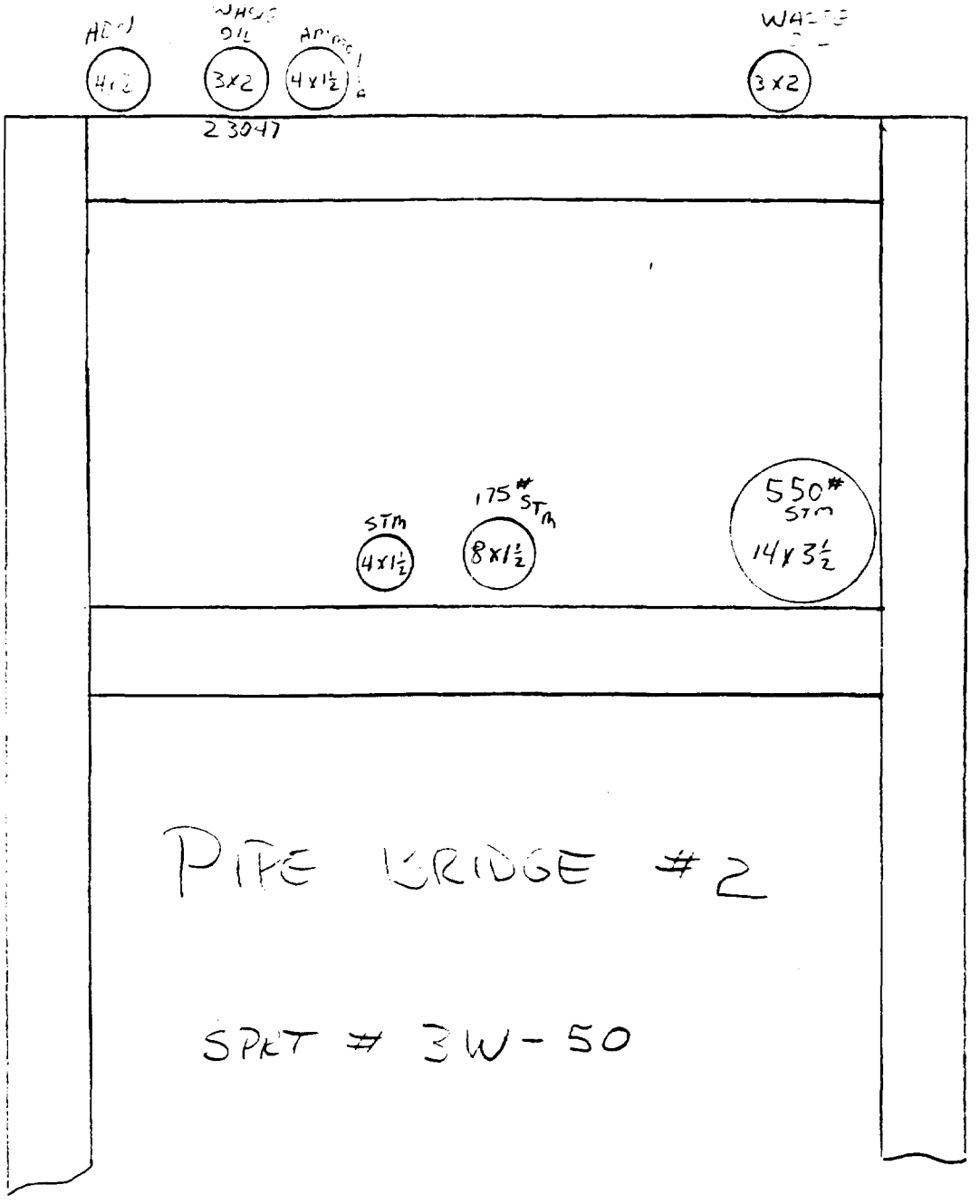
3x2
4x1½
3x2
23047
STM
4x1½
175# STM
8x1½
550# STM
14x3½
PIPE BRIDGE #2
SPRT # 3W-50

DUP 0318544

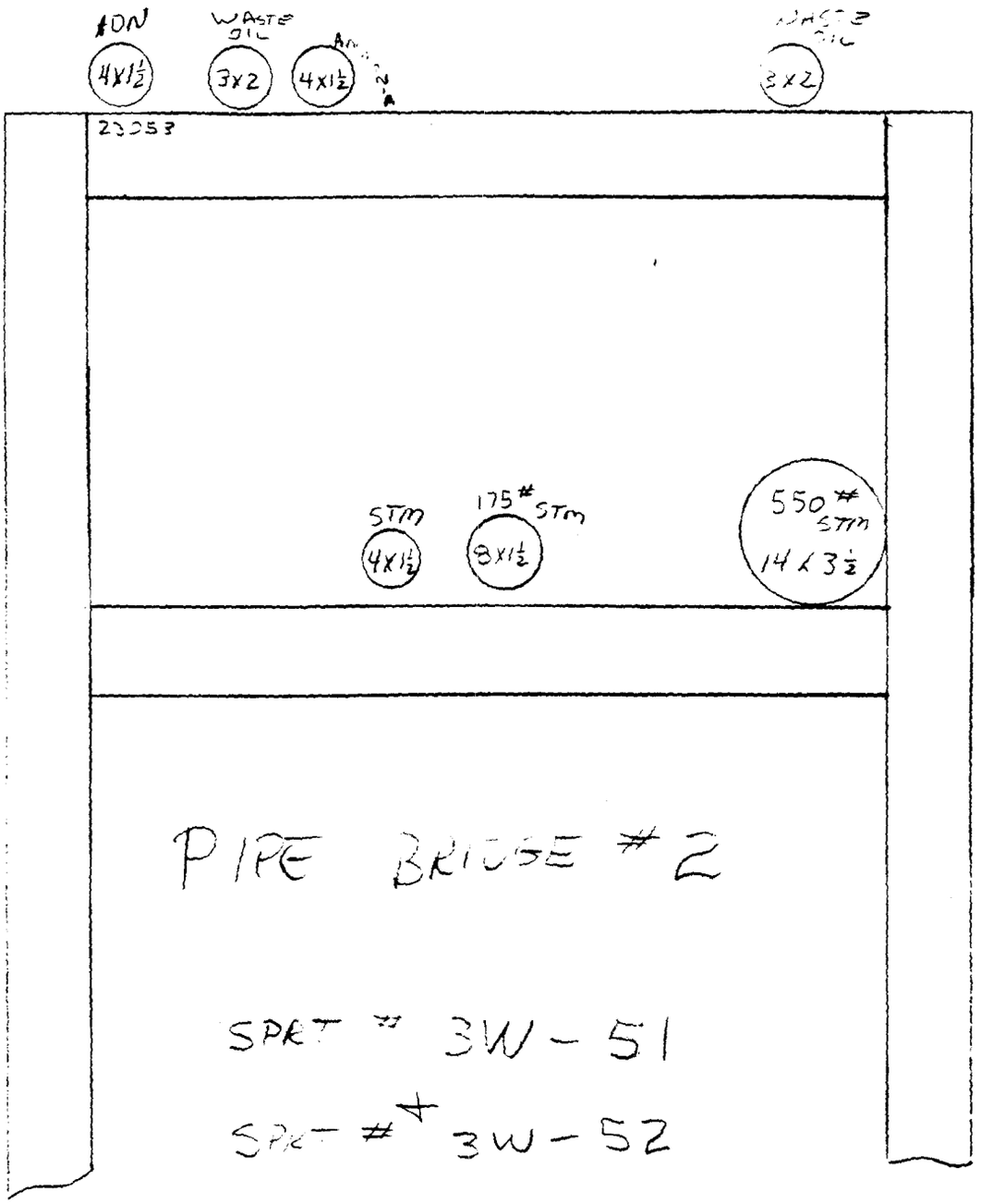
ION
4x1½
WASTE OIL
3x2
4x1½
WASTE OIL
3x2
23053
STM
4x1½
175# STM
8x1½
550# STM
14 x 3½
PIPE BRIDGE #2
SPRT # 3W-51
SPRT # 3W-52

DUP 0318545

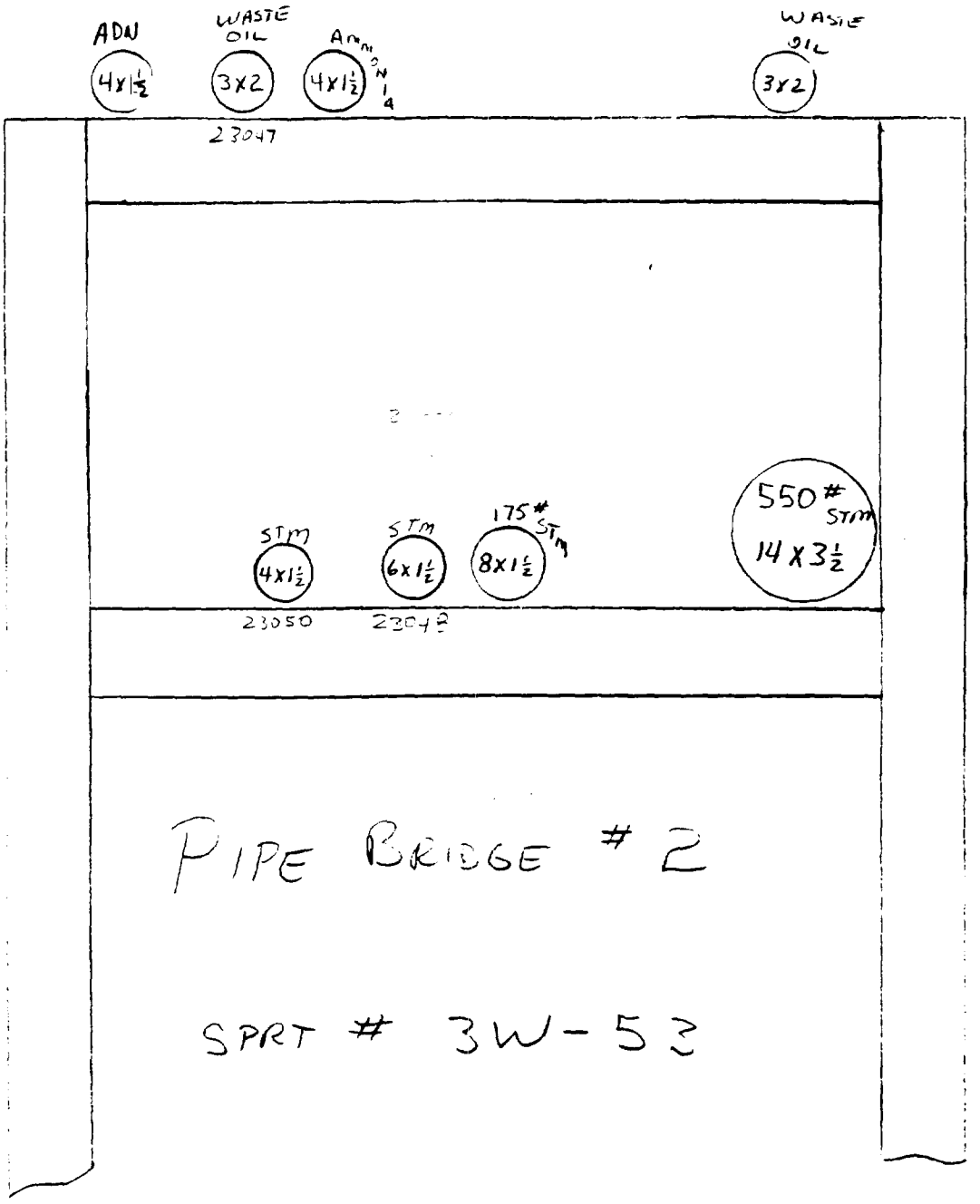
ADN
4x1½
WASTE OIL
3x2
Ammonia
4x1½
WASTE OIL
3x2
23047
STM
4x1½
STM
6x1½
175# STM
8x1½
550# STM
14x3½
23050
23042
PIPE BRIDGE # 2
SPRT # 3W-53

DUP 0318546

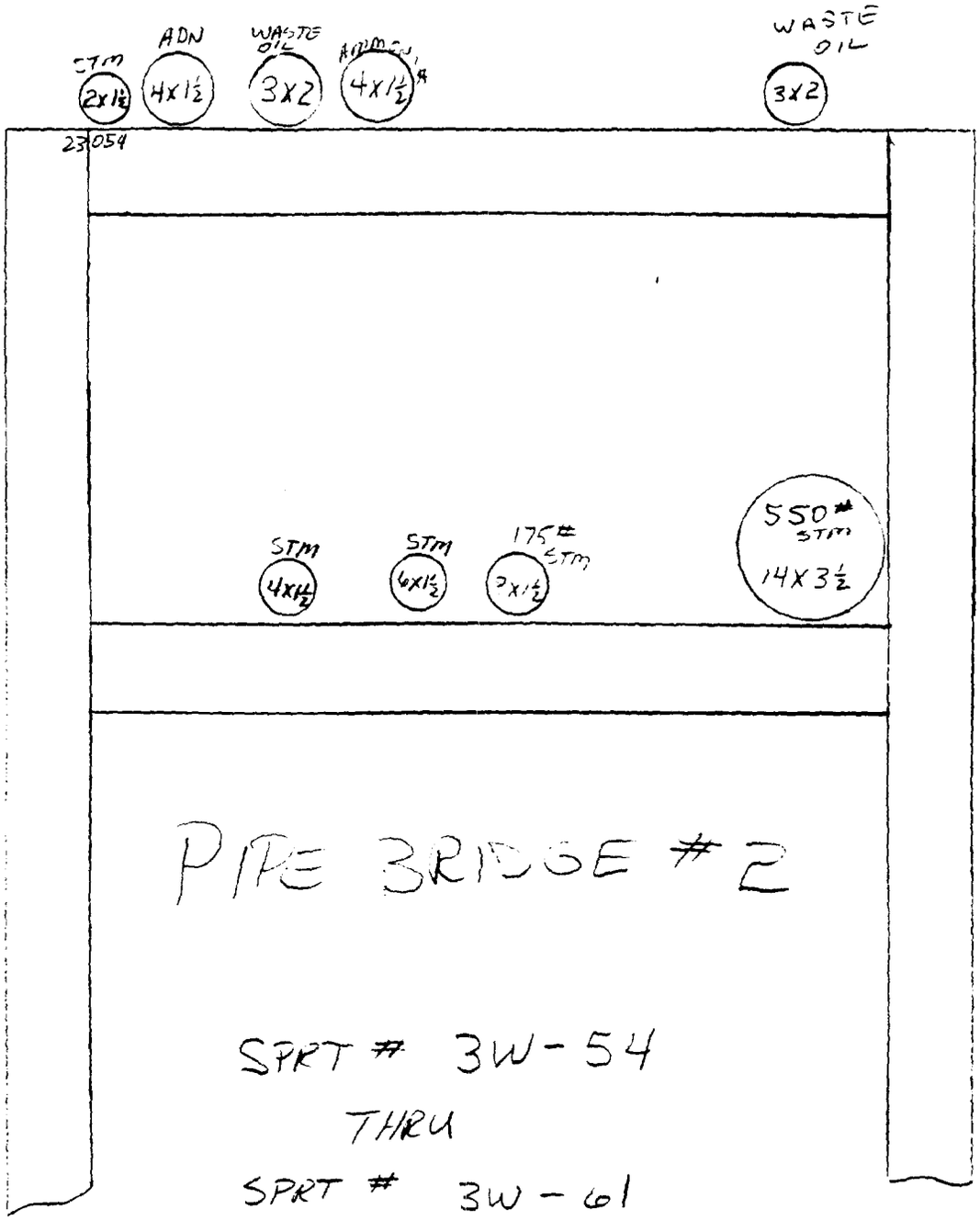
STM
2x1½
ADN
4x1½
WASTE OIL
3x2
4x1½
WASTE OIL
3x2
23054
STM
4x4½
STM
6x1½
175# STM
2x½
550# STM
14x3½
PIPE BRIDGE #2
SPRT # 3W-54
THRU
SPRT # 3W-61

DUP 0318547

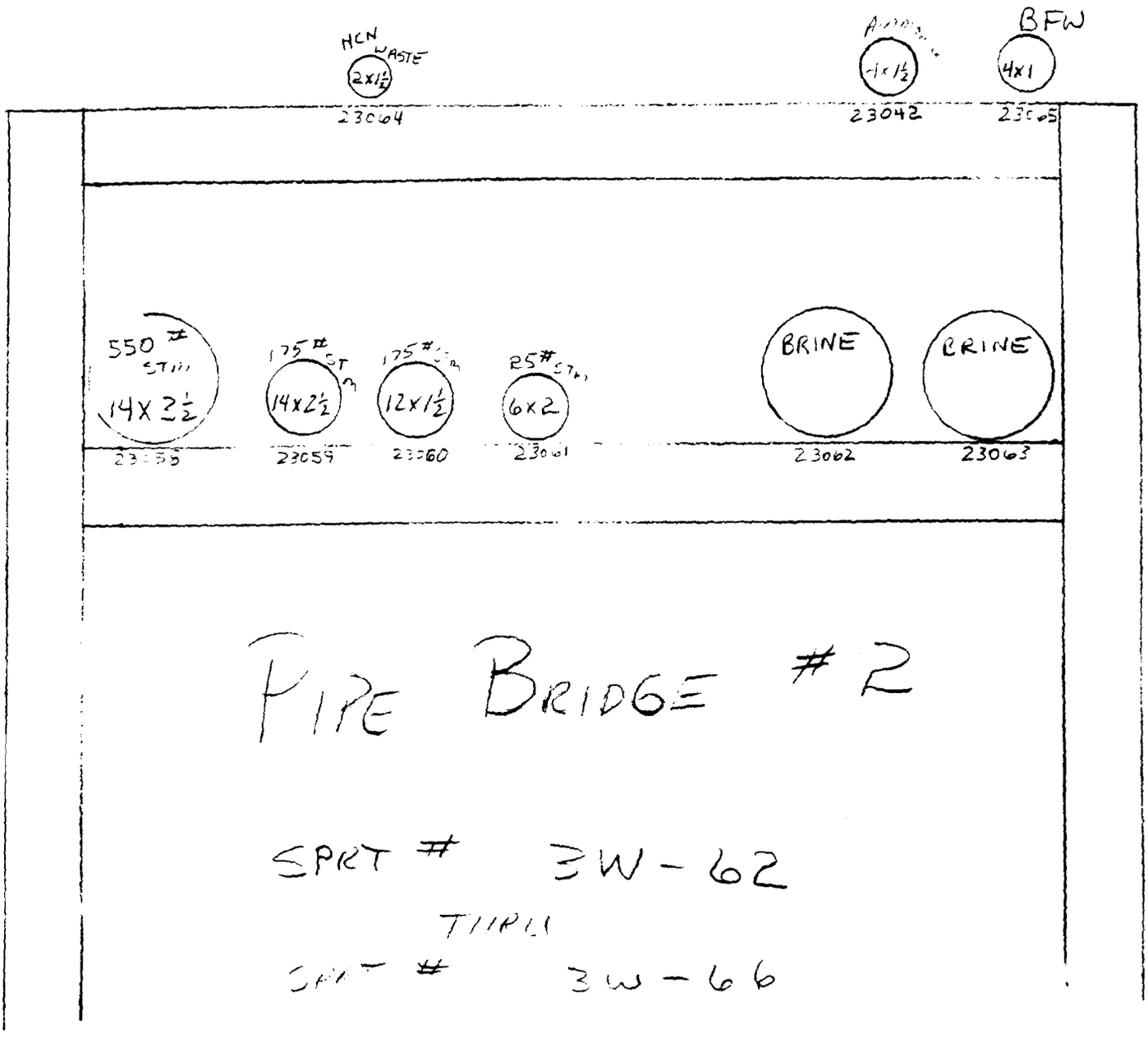

PIPE BRIDGE #2

SPRT # 3W-62

TYP (1)

SPRT # 3W-66

DUP 0318548

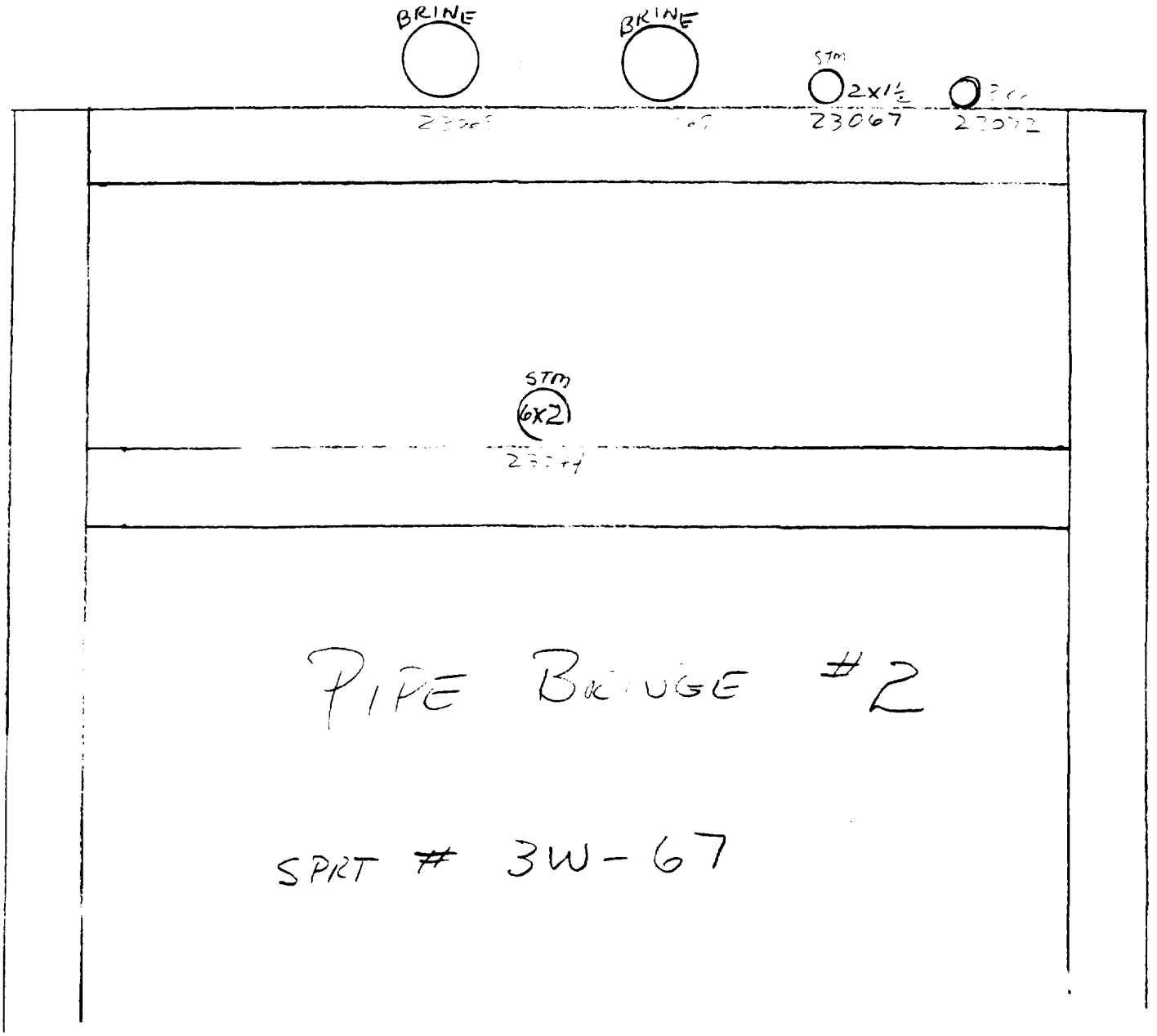

DUP 0318549

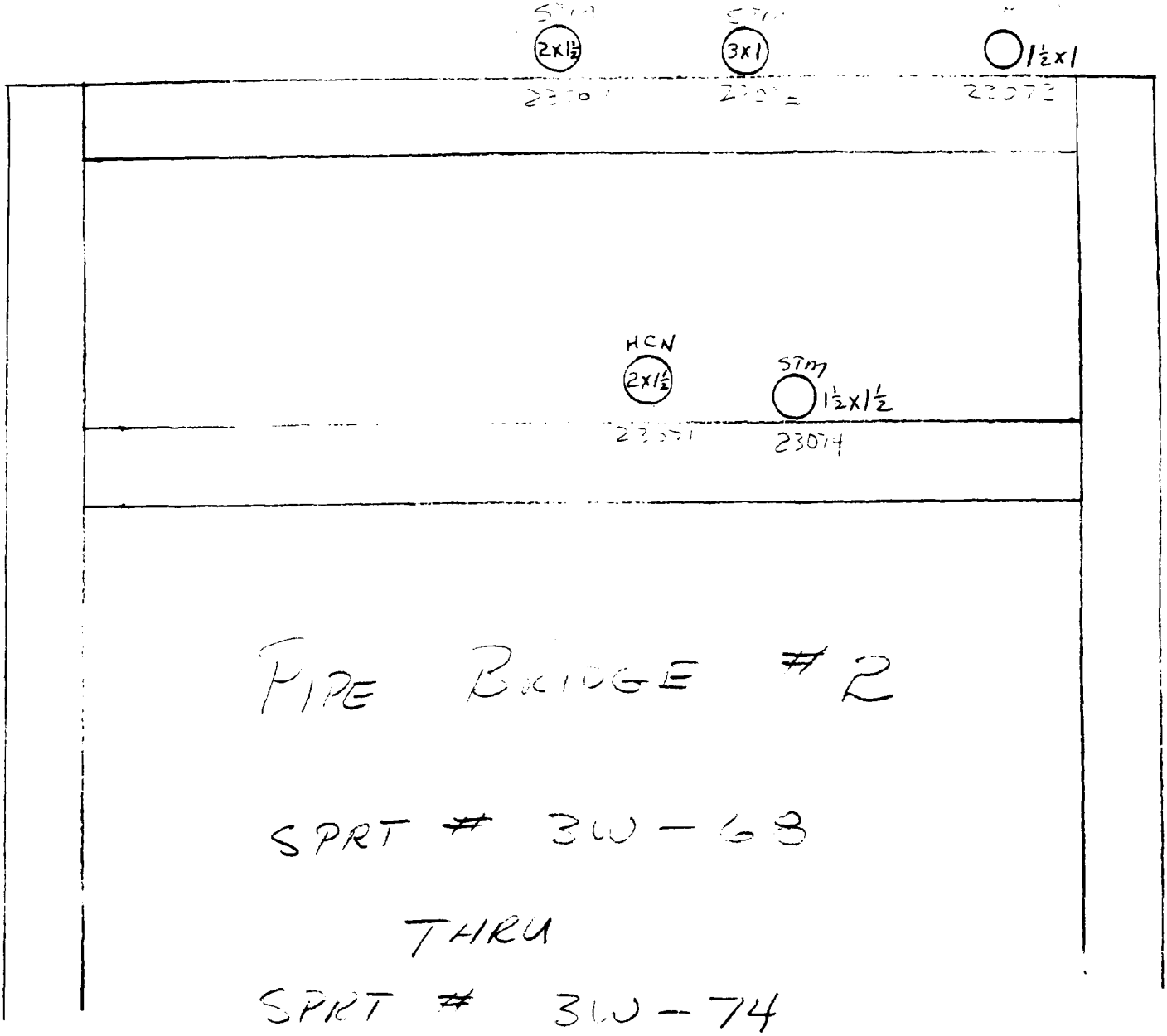

PIPE BRIDGE #2

SPRT # 3W-68

THRU

SPRT # 3W-74

DUP 0318550

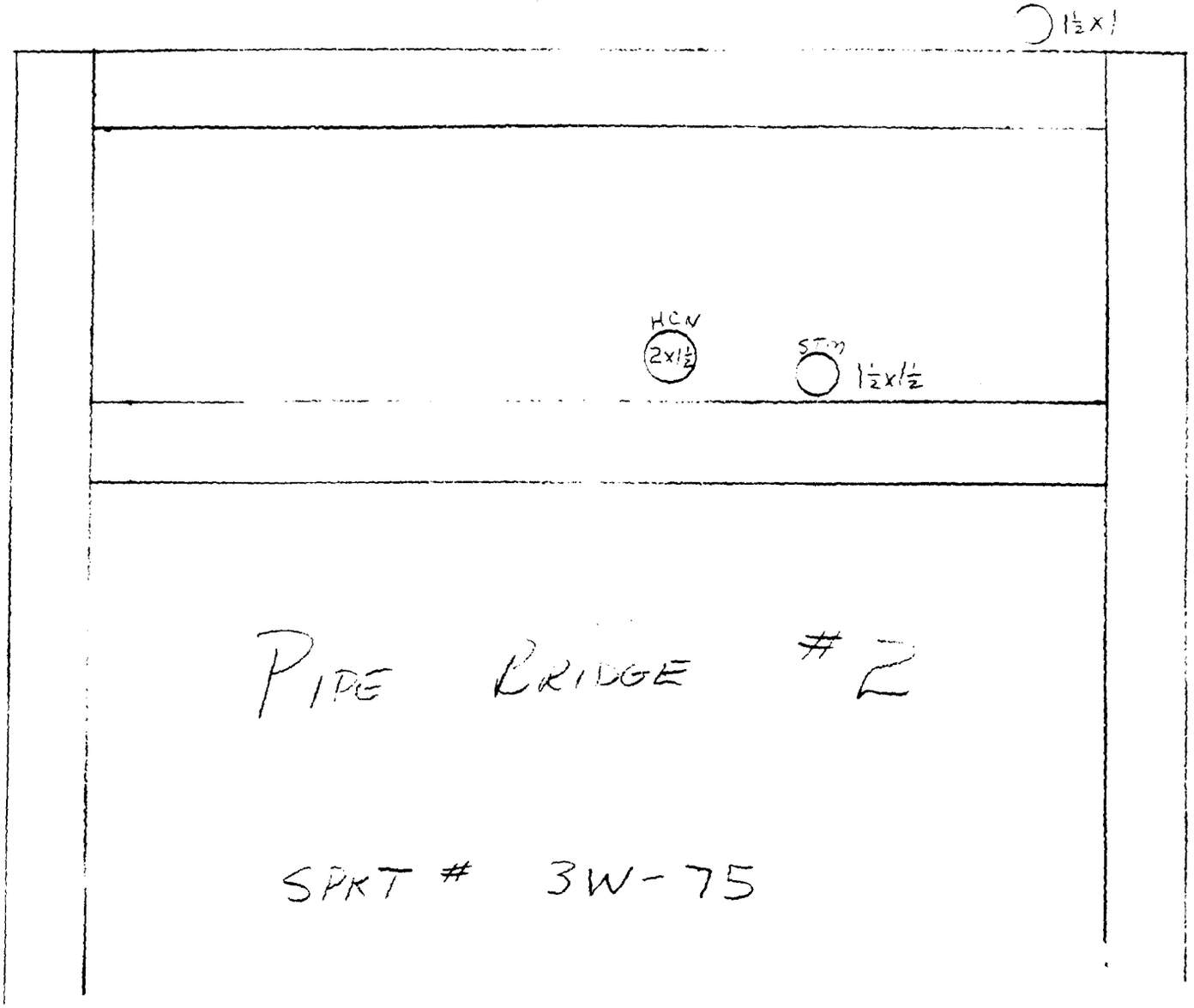

PIPE BRIDGE #2

SPRT # 3W-75

DUP 0318551

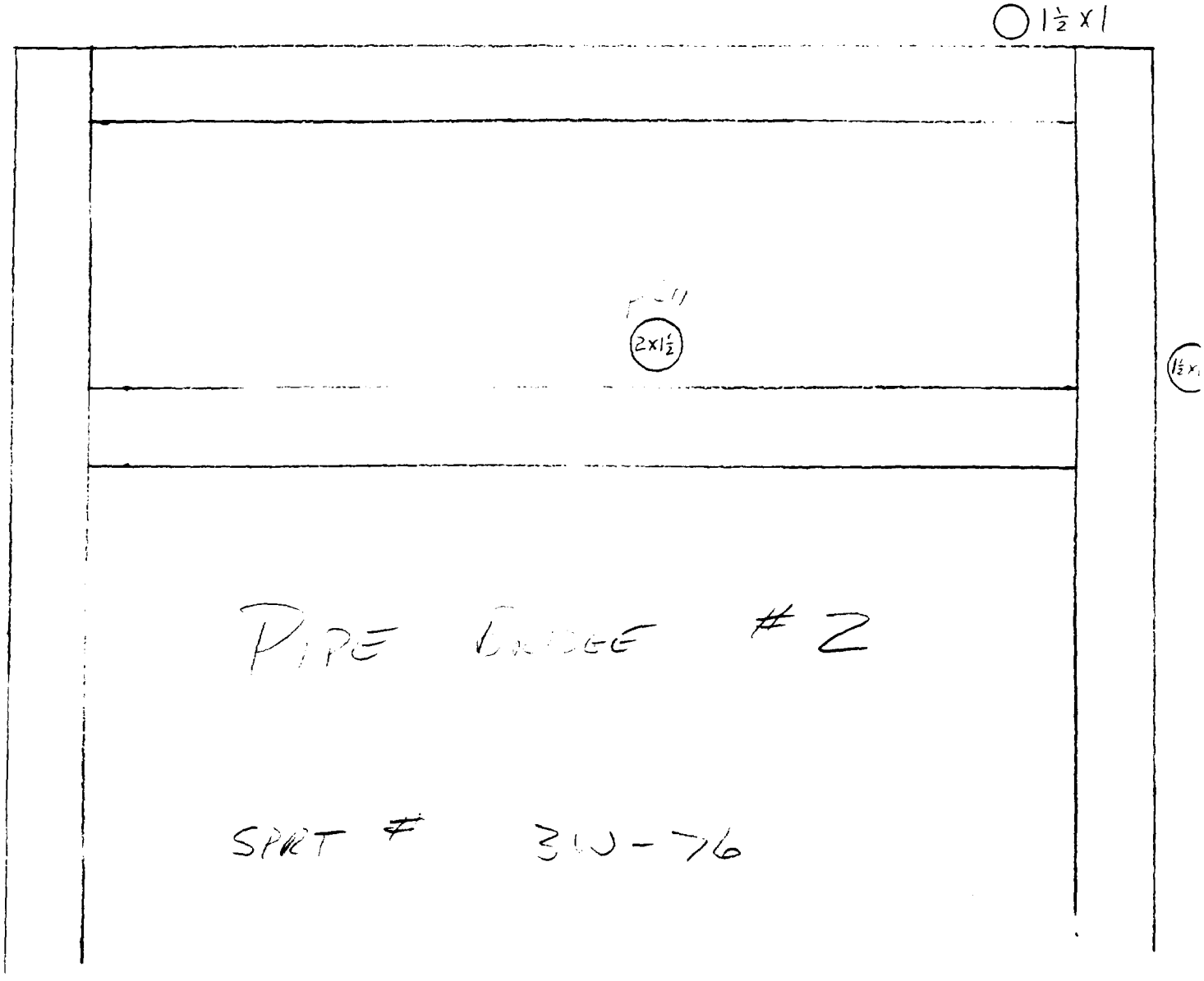

DUP 0318552

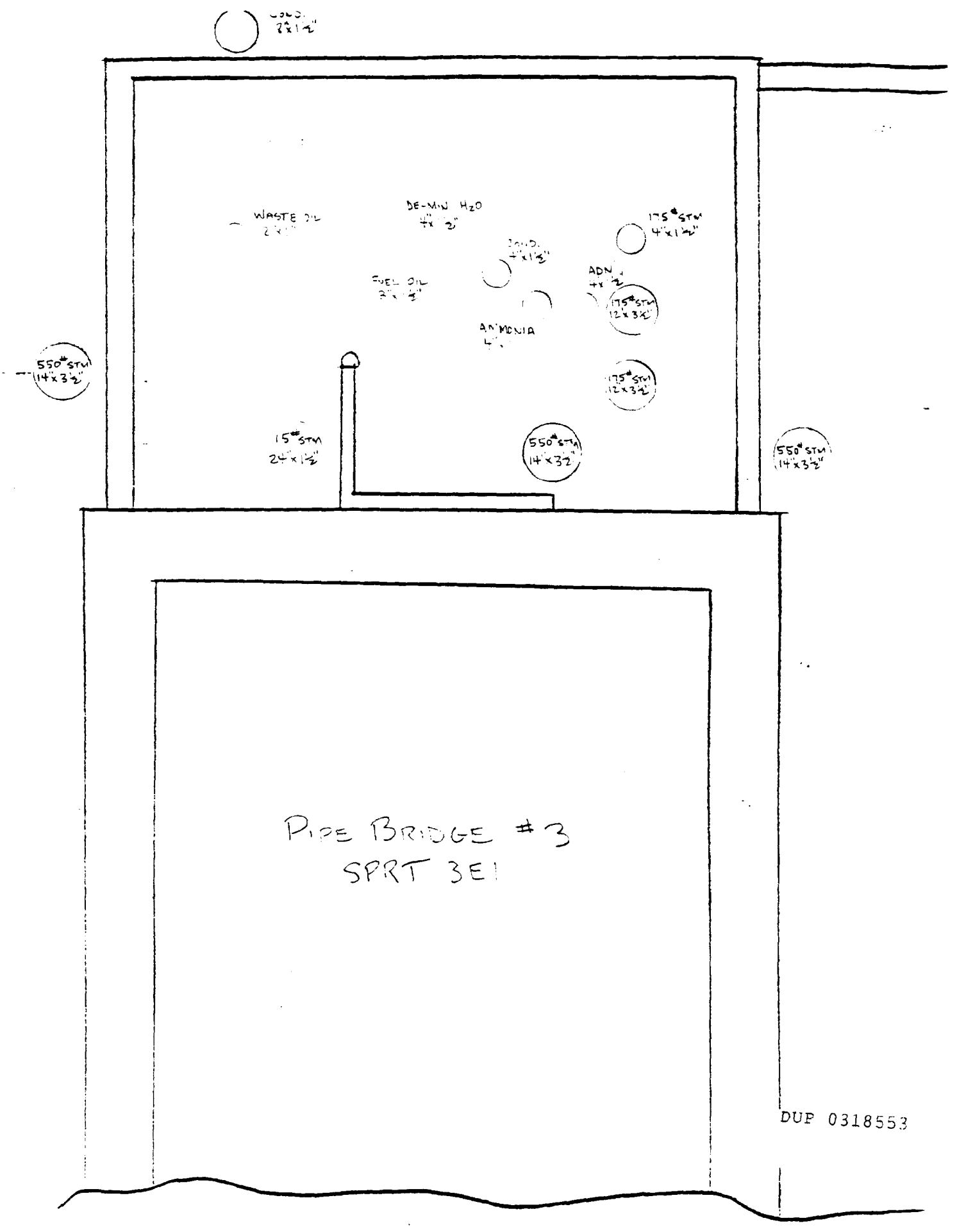
WASTE OIL
DE-MIN H2O
175# STM
4"x1½"
FUEL OIL
ADN
175# STM
12"x3½"
AMMONIA
550# STM
14"x3½"
175# STM
12"x3½"
15# STM
24"x1½"
550# STM
14"x3½"
550# STM
14"x3½"
PIPE BRIDGE #3
SPRT 3E1

DUP 0318553

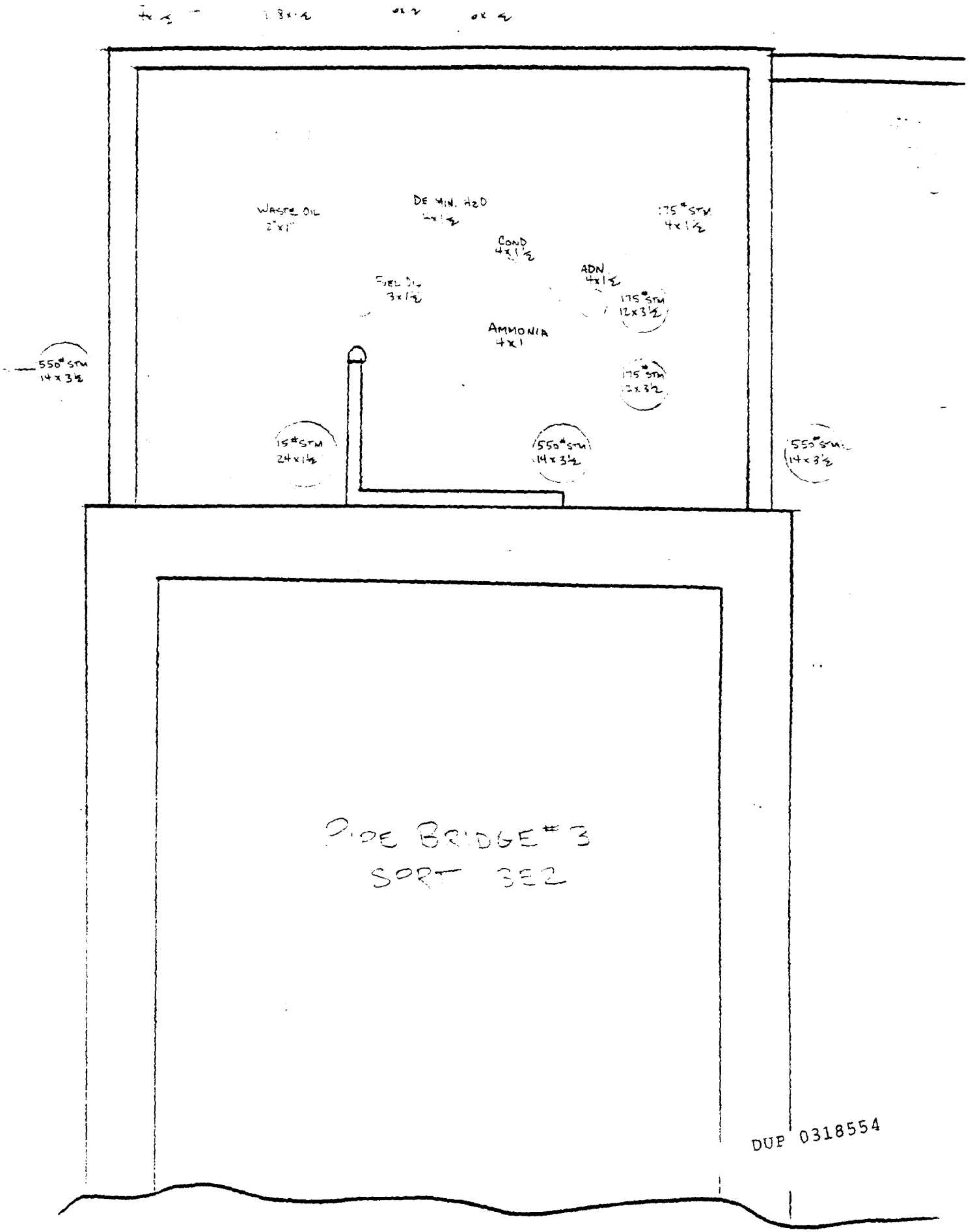
WASTE OIL
2"x1"
DE MIN. H2O
COND
4x1½
ADN
4x1½
175# STM
4x1½
FUEL OIL
3x1½
175# STM
12x3½
AMMONIA
4x1
550# STM
14x3½
175# STM
12x3½
15# STM
24x1½
550# STM
14x3½
550# STM
14x3½
PIPE BRIDGE #3
SORT SE2

DUP 0318554

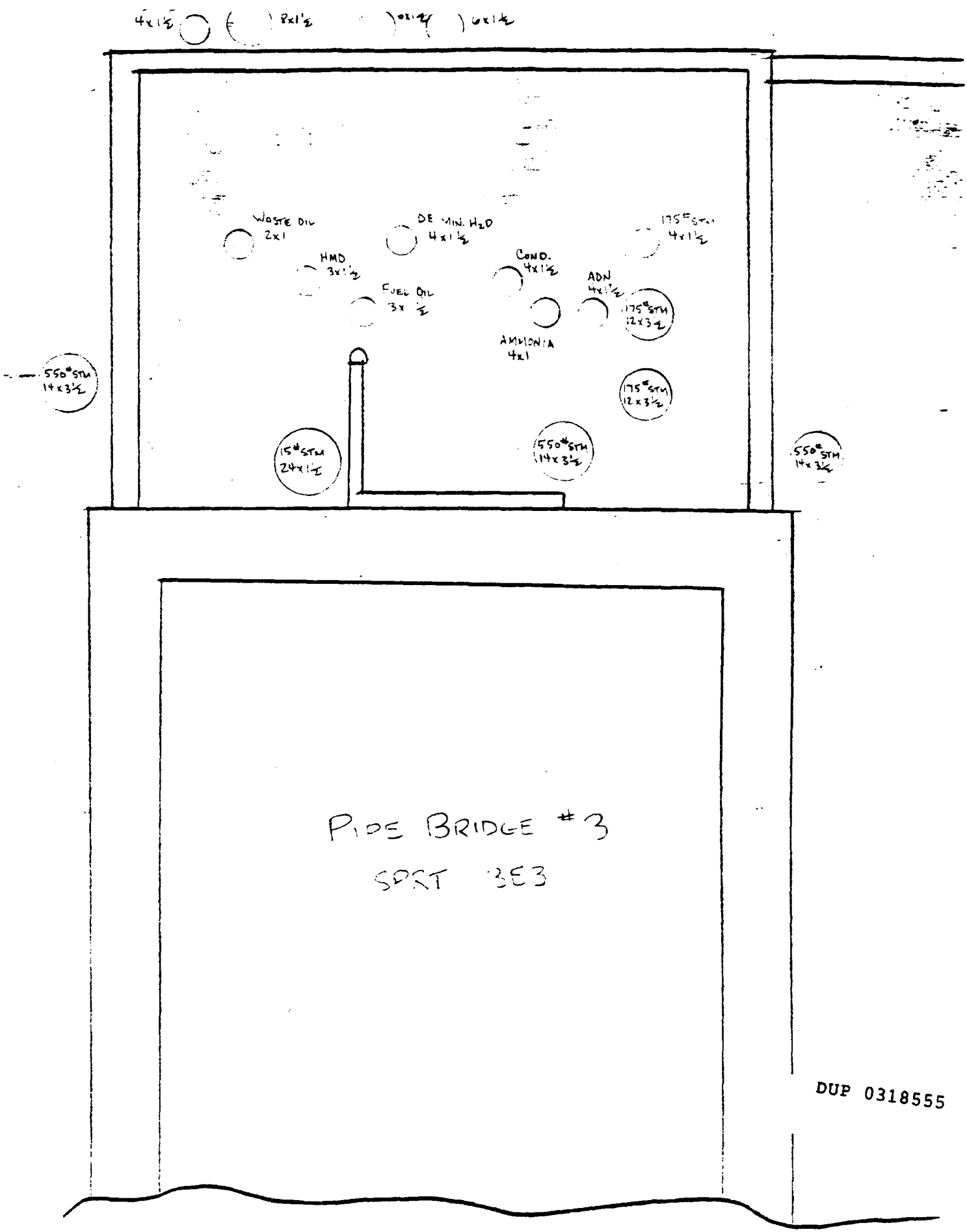
4x1½
8x1½
6x1½
WASTE OIL
2x1
DE MIN. H2O
4x1½
175# STM
4x1½
HMD
3x1½
FUEL OIL
3x½
COND.
4x1½
ADN
4x1½
AMMONIA
4x1
175# STM
12x3½
550# STM
14x3½
175# STM
12x3½
15# STM
24x1½
550# STM
14x3½
550# STM
14x3½
PIPE BRIDGE #3
SDRT 3E3

DUP 0318555

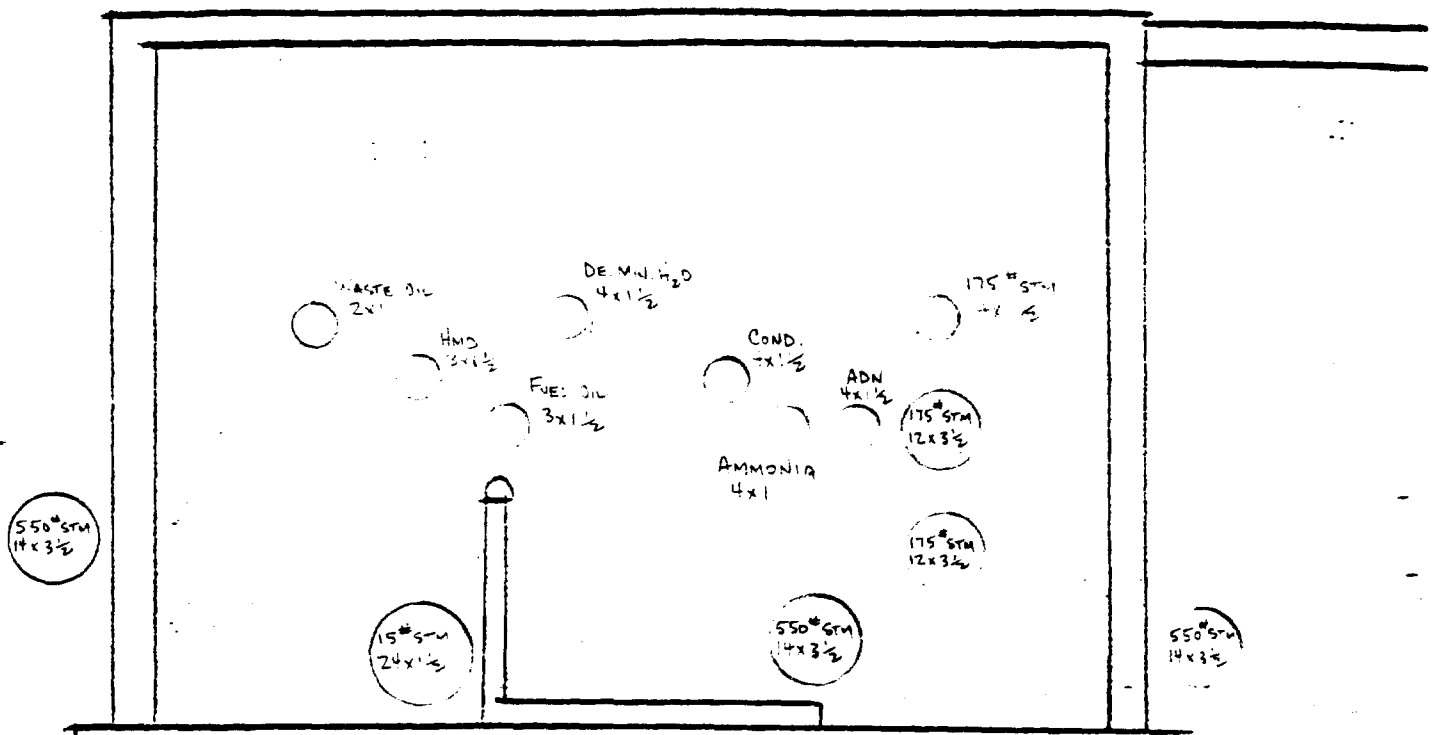

PIPE BRIDGE #3

SPRT 3E4

DUP 0318556

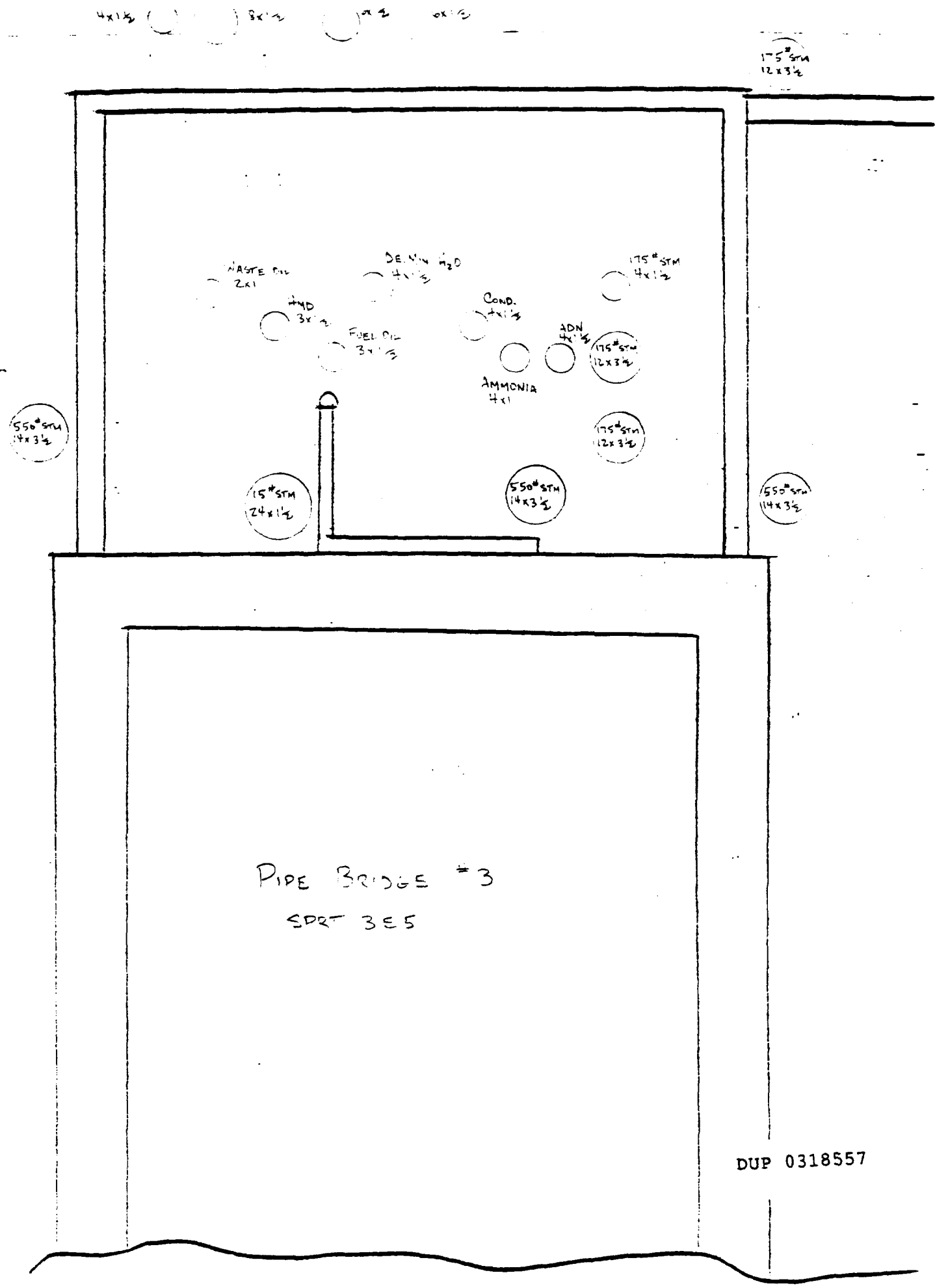
175# STM 12x3½
WASTE OIL 2x1
DE. MIN H2O 4x1½
175# STM 4x1½
HYD 3x1½
COND. 4x1½
FUEL OIL 3x1½
ADN 4x1½
175# STM 12x3½
AMMONIA 4x1
550# STM 14x3½
175# STM 12x3½
175# STM 24x1½
550# STM 14x3½
550# STM 14x3½
PIPE BRIDGE #3
SDRT 365

DUP 0318557

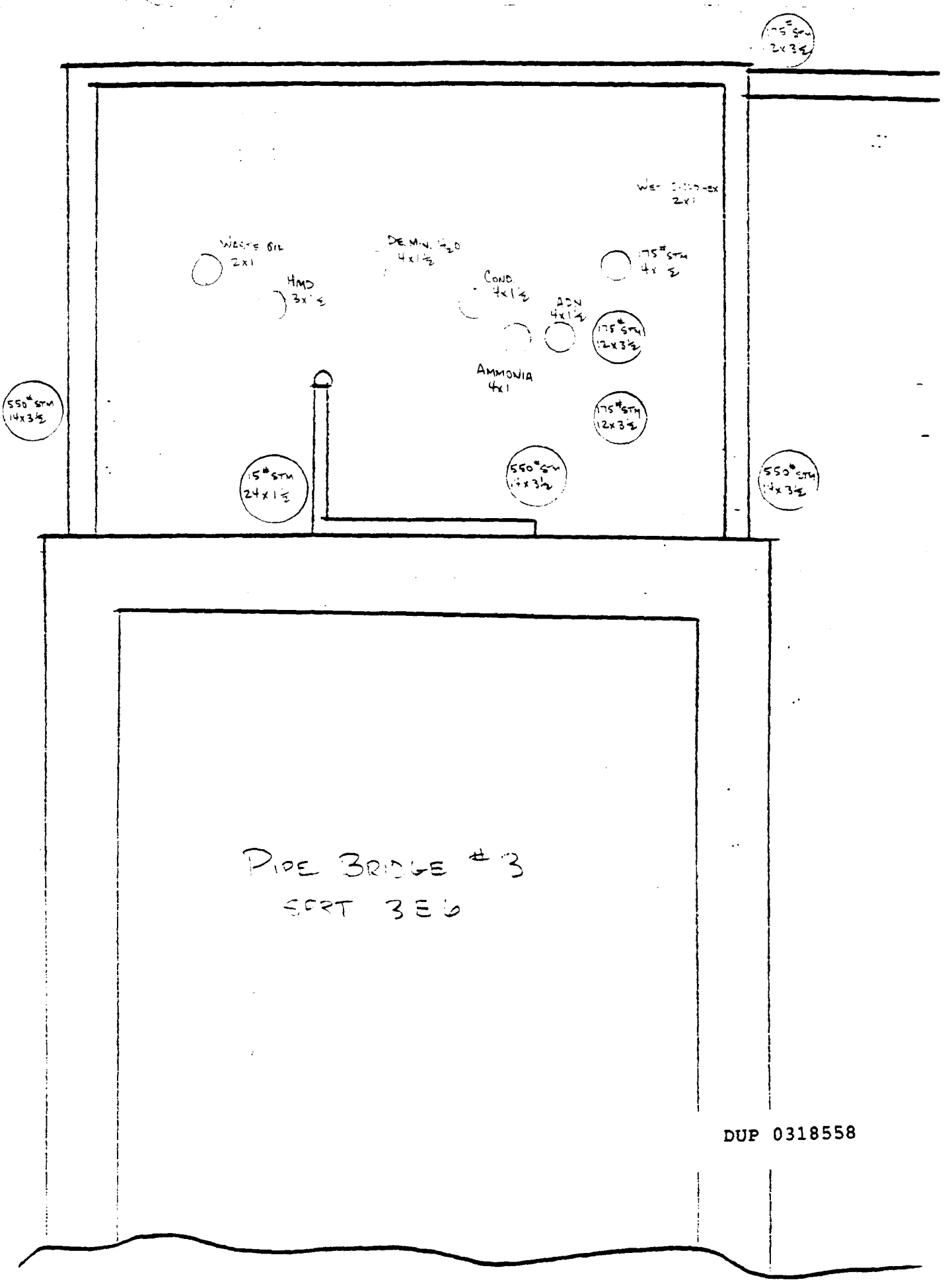
WASTE OIL
2x1
HMD
3x1½
DE.M.W. H2O
4x1½
COND.
4x1½
ACN
4x1½
AMMONIA
4x1
175# STM
4x1½
175# STM
12x3½
175# STM
12x3½
550# STM
14x3½
550# STM
14x3½
550# STM
14x3½
175# STM
24x1½
PIPE BRIDGE #3
SEPT 3E6

DUP 0318558

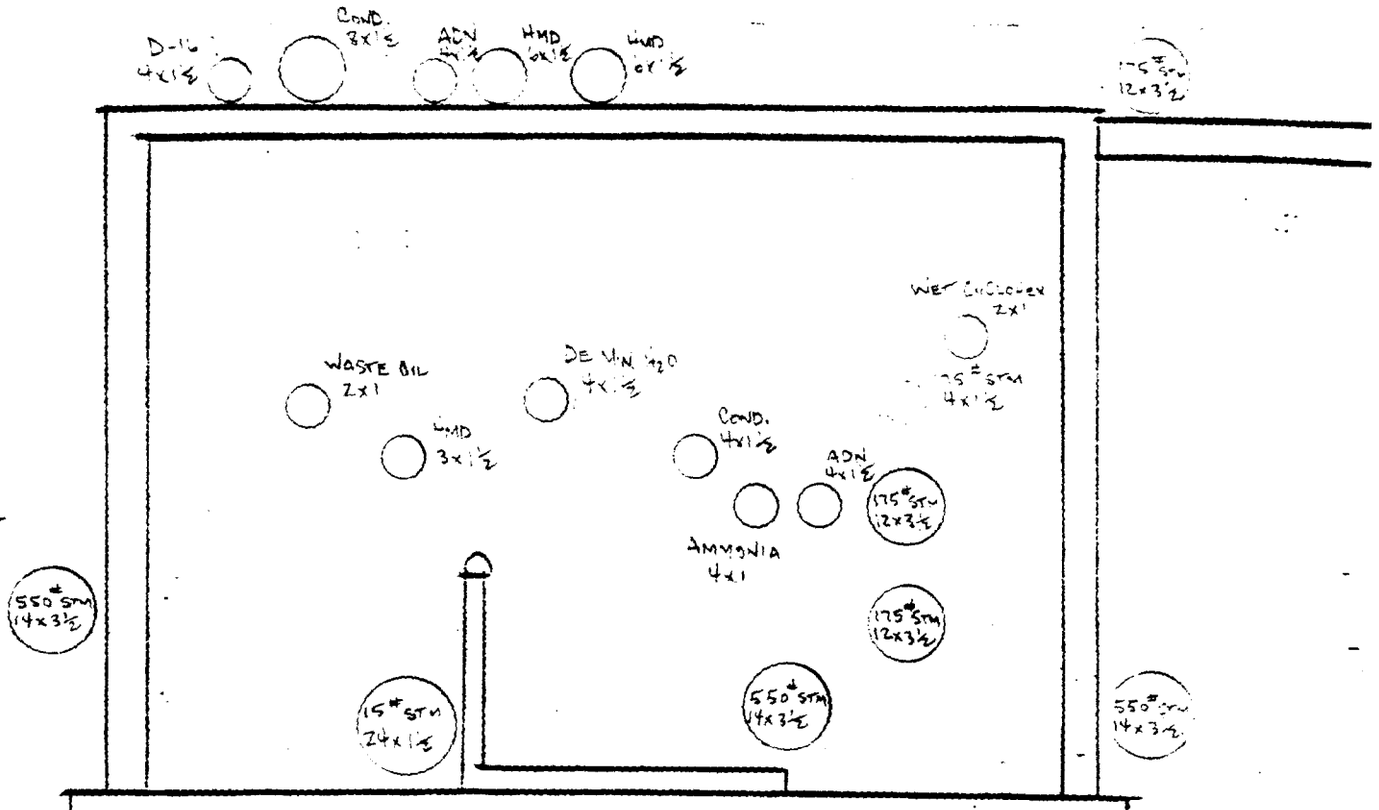

PIPE BRIDGE #3

SPOT 3E7

DUP 0318559

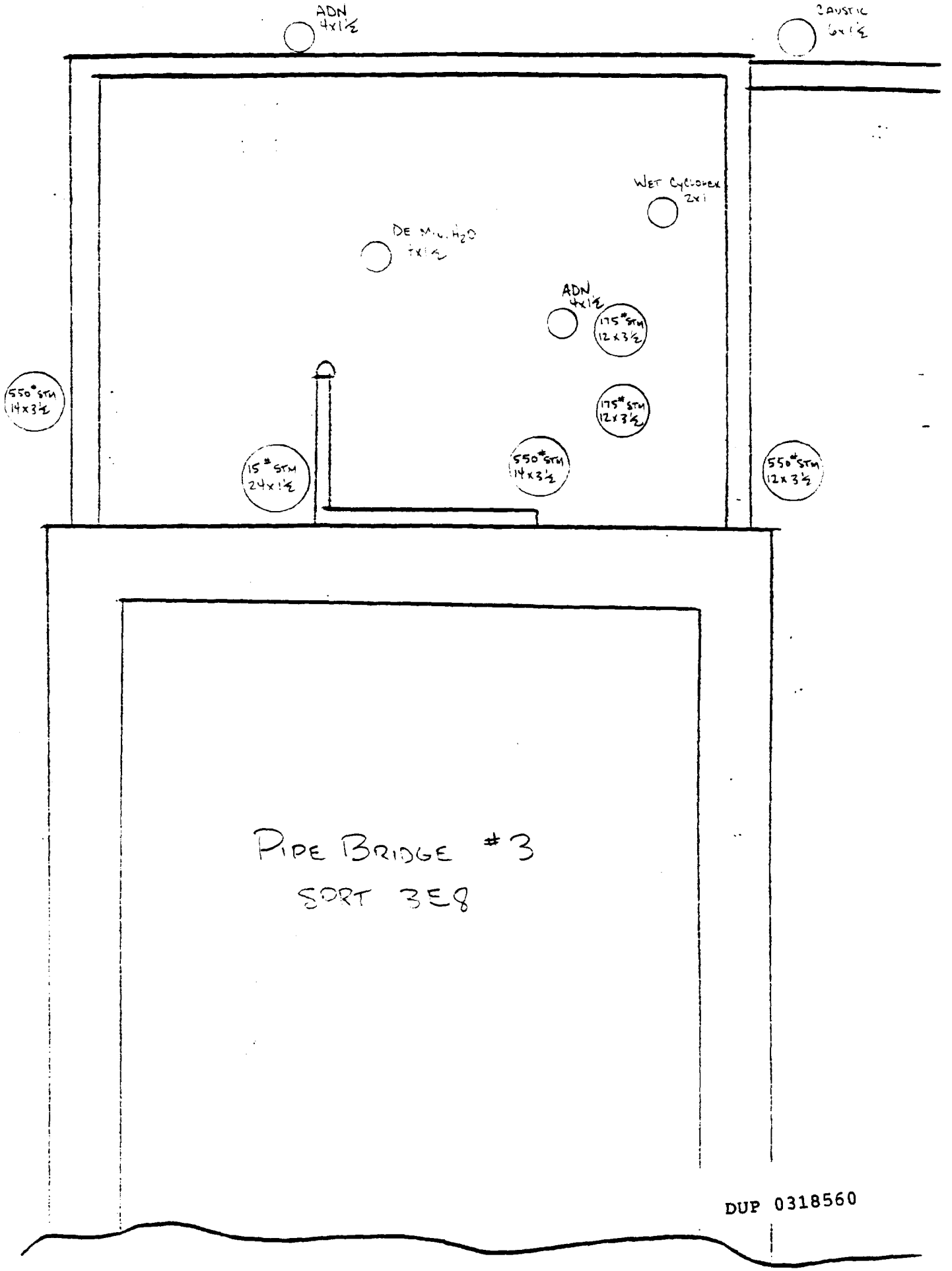
ADN
4x1½
CAUSTIC
6x1½
WET CYCLONEX
2x1
DE M.U. H2O
1x1½
ADN
4x1½
175# STM
12x3½
175# STM
12x3½
550# STM
14x3½
15# STM
24x1½
550# STM
14x3½
550# STM
12x3½
PIPE BRIDGE #3
SORT 3E8

DUP 0318560

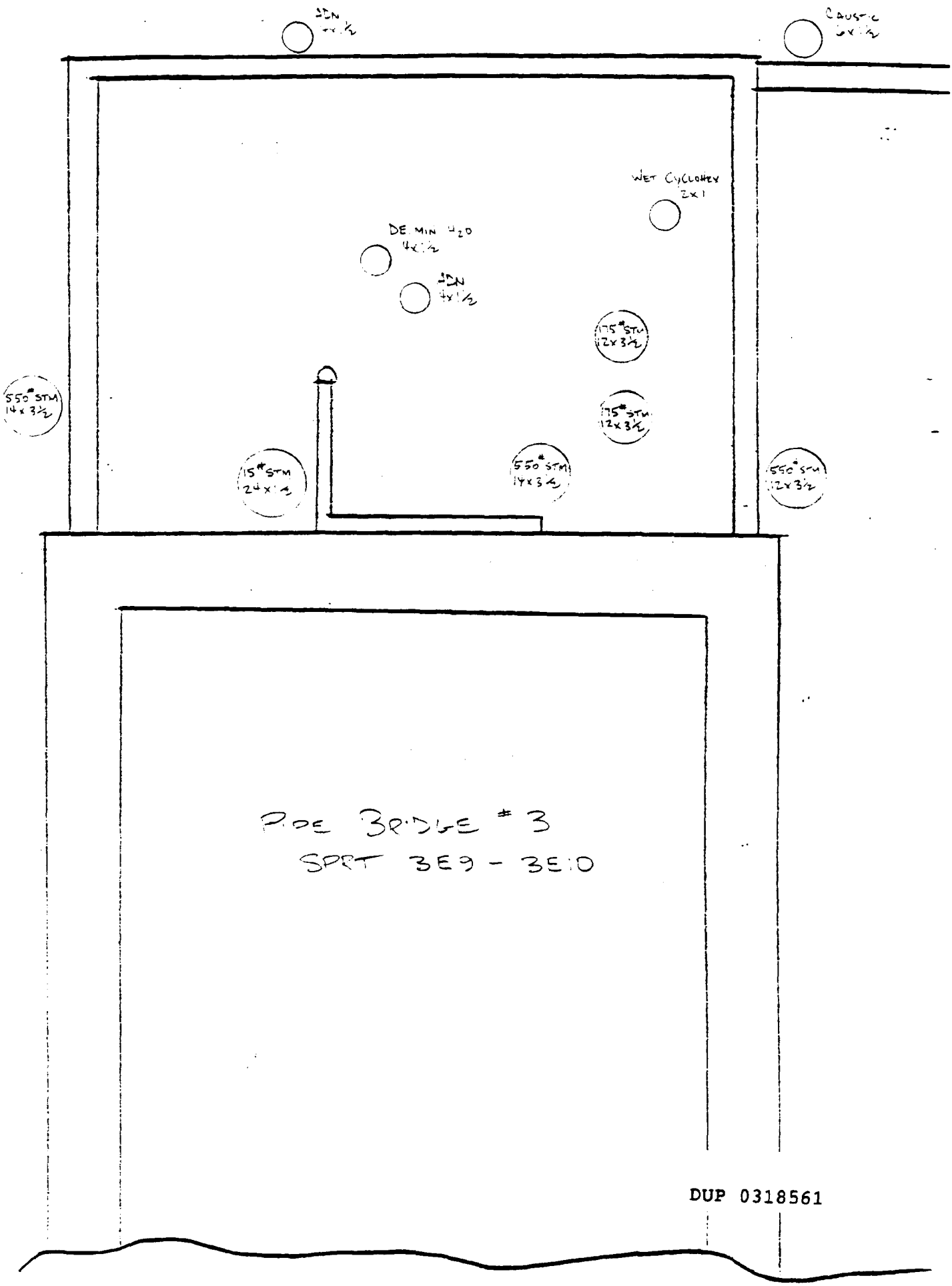
ADN
CAUSTIC
WET CYCLOHEX
2x1
DE MIN H2O
4x1½
ADN
4x1½
175# STM
12x3½
550# STM
14x3½
175# STM
12x3½
15# STM
24x1½
550# STM
14x3½
550# STM
12x3½
PIPE BRIDGE # 3
SPRT 3E9 - 3E10

DUP 0318561

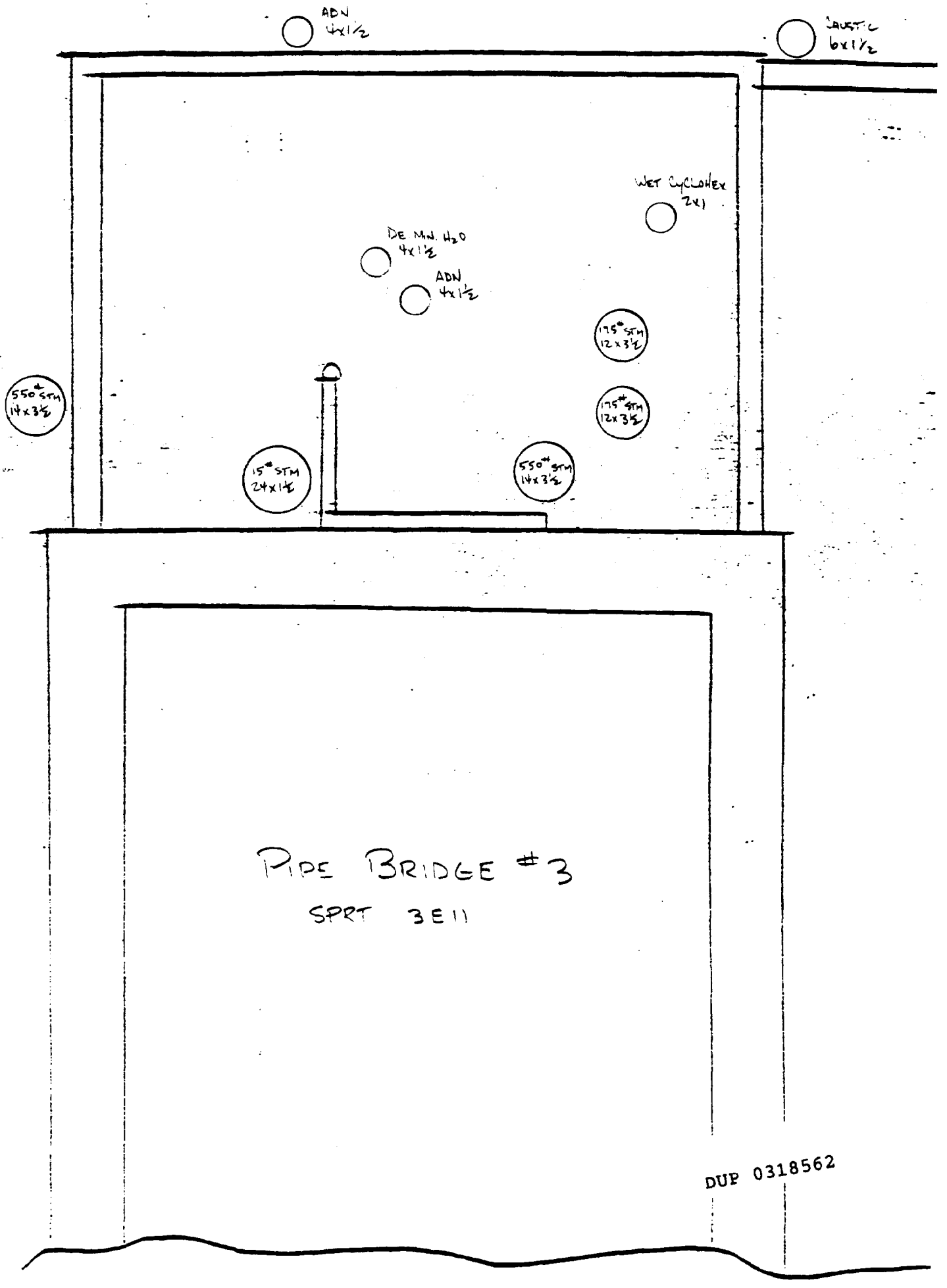
ADN
4x1½
CAUST-C
6x1½
WET CyCLOHEX
2x1
DE MIN. H2O
4x1½
ADN
4x1½
175# STM
12x3½
175# STM
12x3½
550# STM
14x3½
15# STM
24x1½
550# STM
14x3½
PIPE BRIDGE #3
SPRT 3E11

DUP 0318562

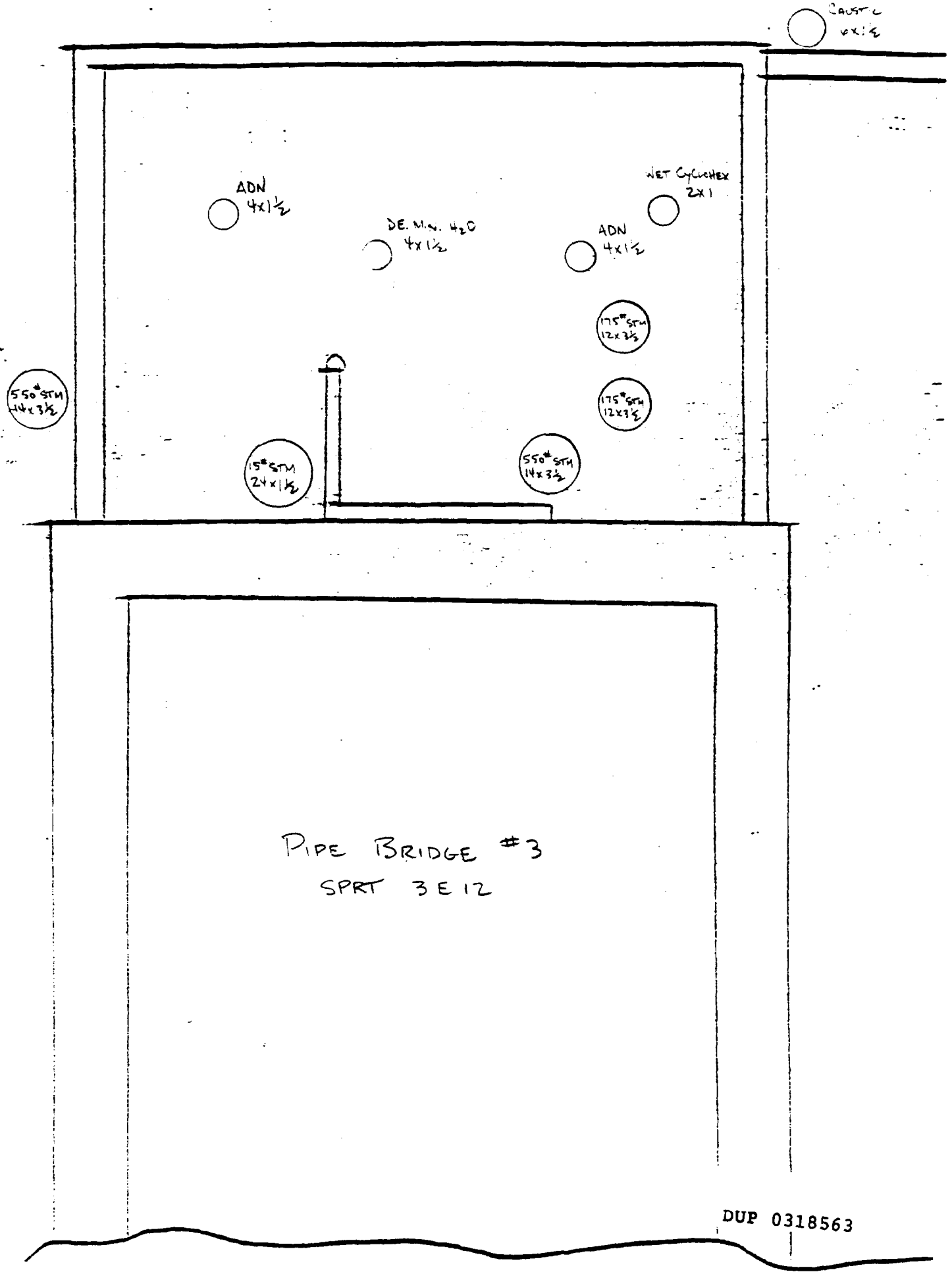
CAUST C
6X1½
ADN
4X1½
DE. M.W. H2O
4X1½
ADN
4X1½
WET CYCLOHEX
2X1
175# STM
12X3½
175# STM
12X3½
550# STM
14X3½
15# STM
24X1½
550# STM
14X3½
PIPE BRIDGE #3
SPRT 3E12

DUP 0318563

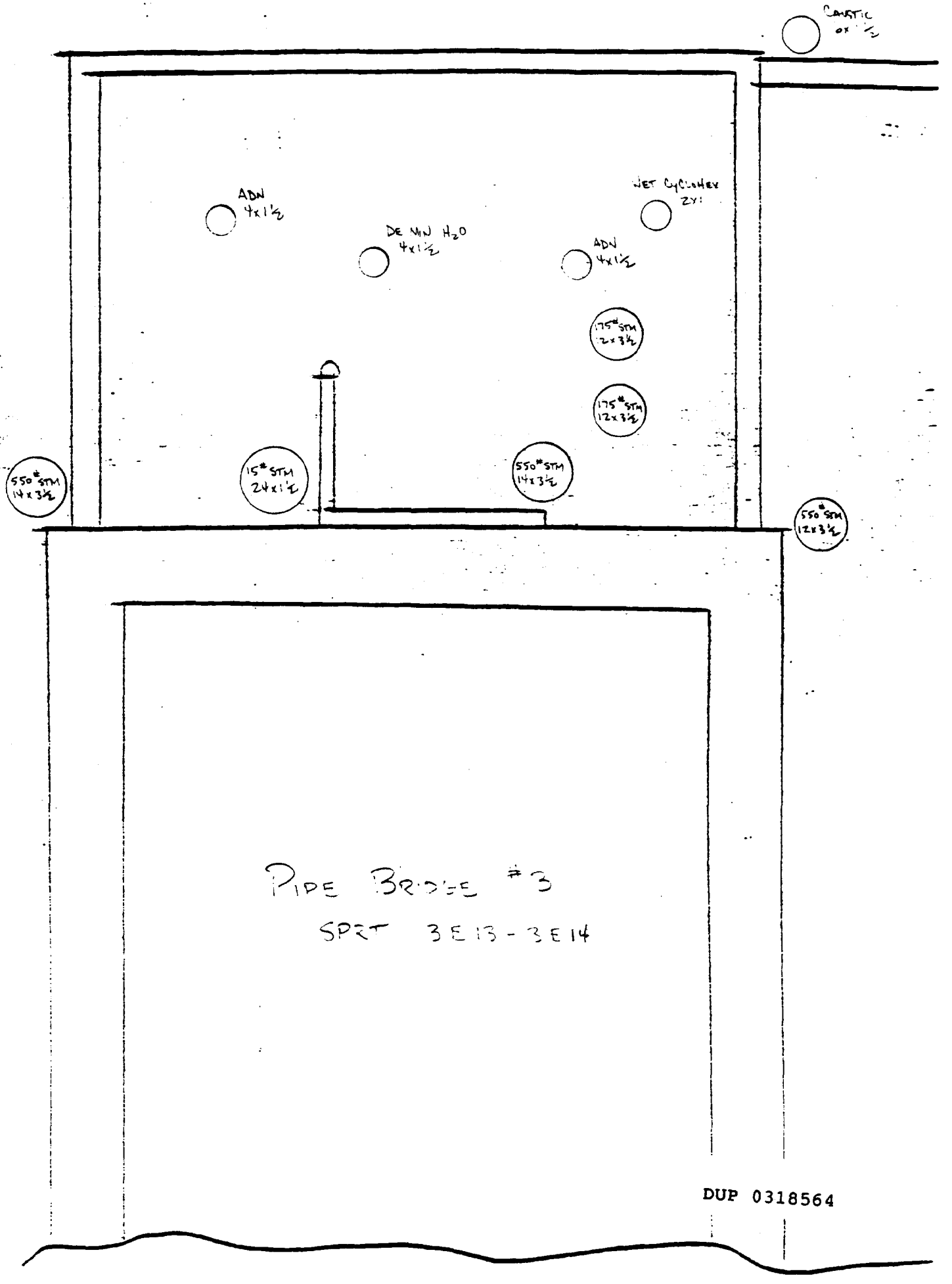
CAUSTIC
ADN
4x1½
DE MIN H_2O
4x1½
ADN
4x1½
WET CYCLONEX
2x1
175# STM
12x3½
175# STM
12x3½
550# STM
14x3½
15# STM
24x1½
550# STM
14x3½
550# STM
12x3½
PIPE BRIDGE #3
SPRT 3E13-3E14

DUP 0318564

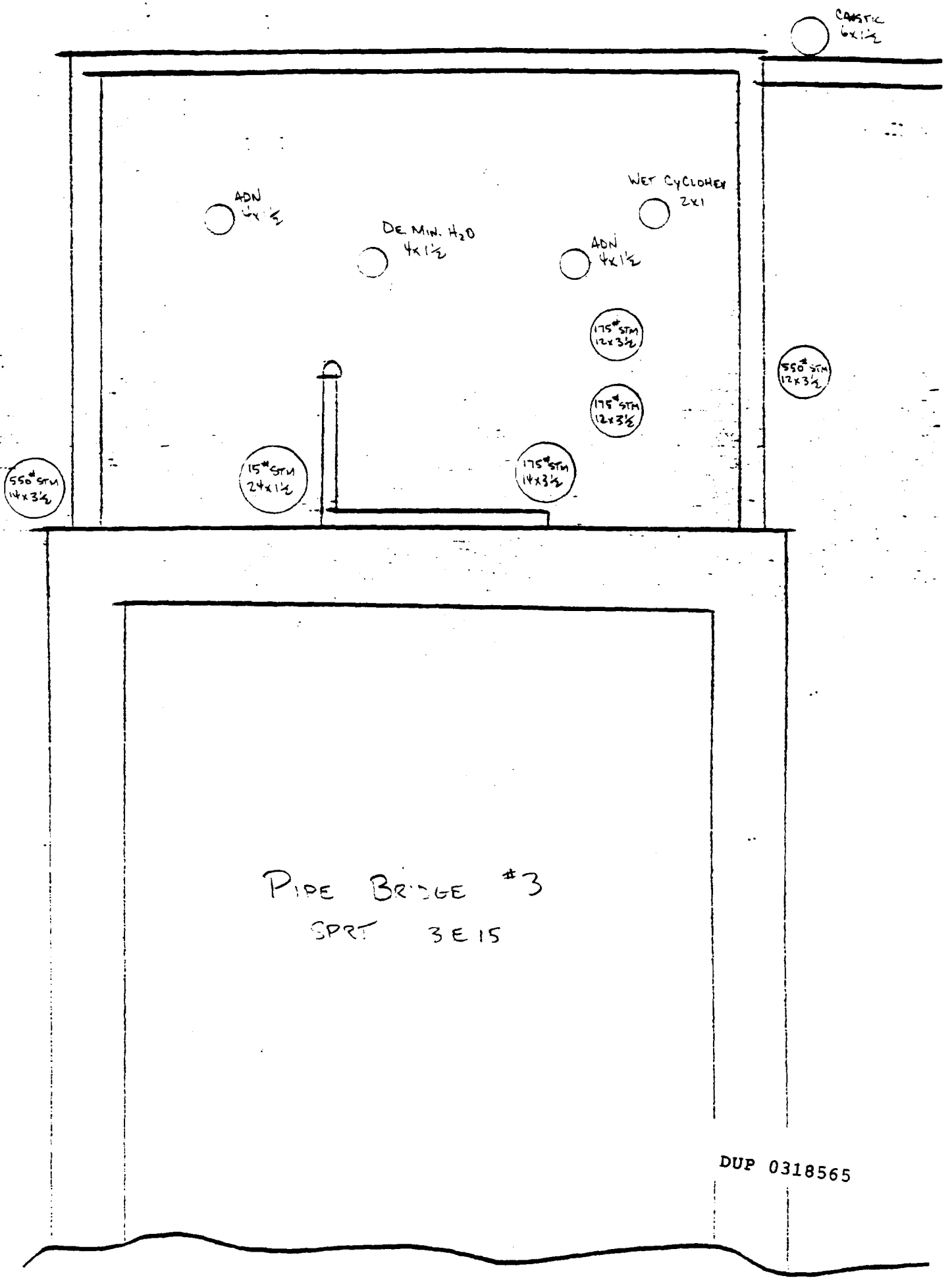

PIPE BRIDGE #3

SPRT 3E15

DUP 0318565

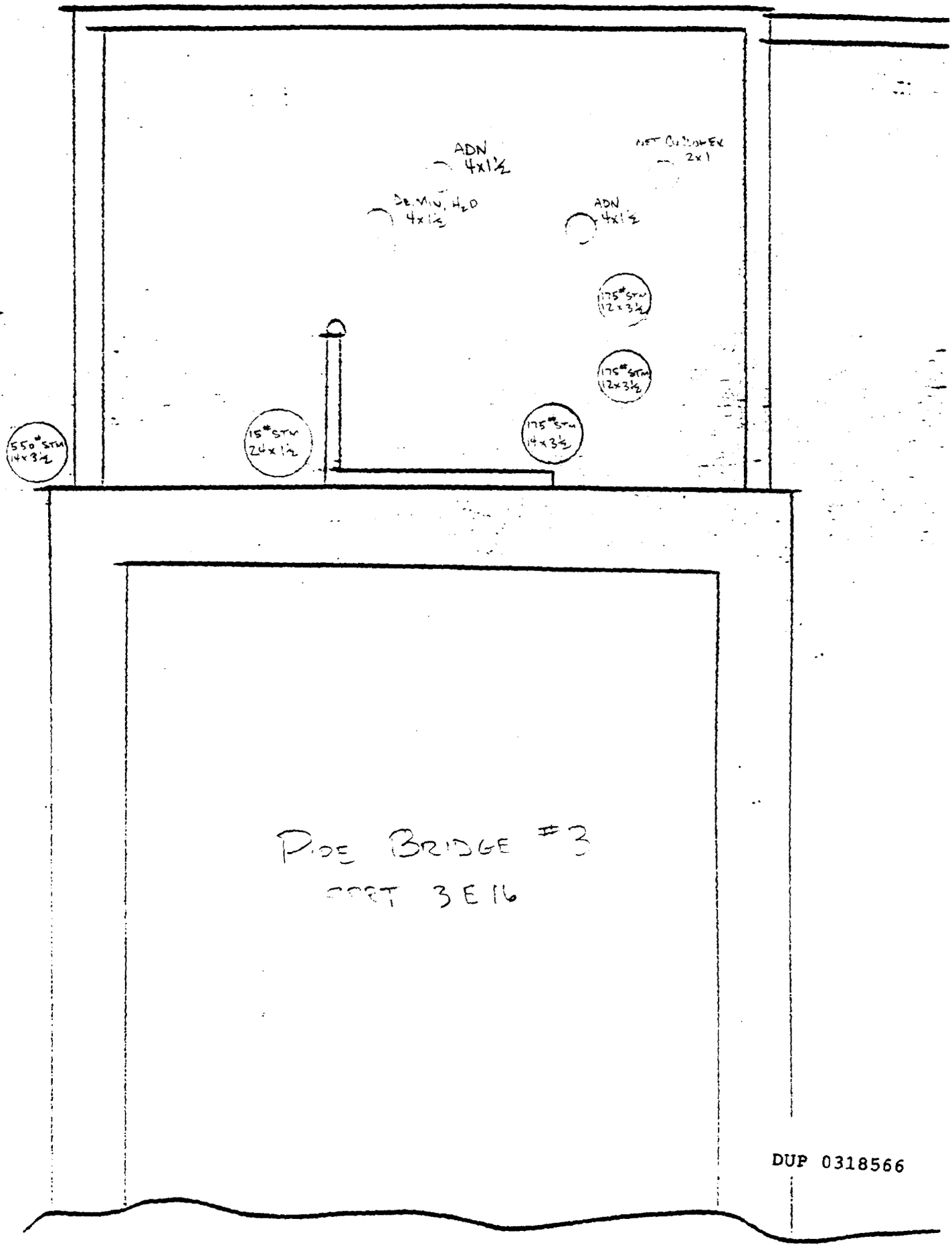

PIPE BRIDGE #3

PORT 3E16

DUP 0318566

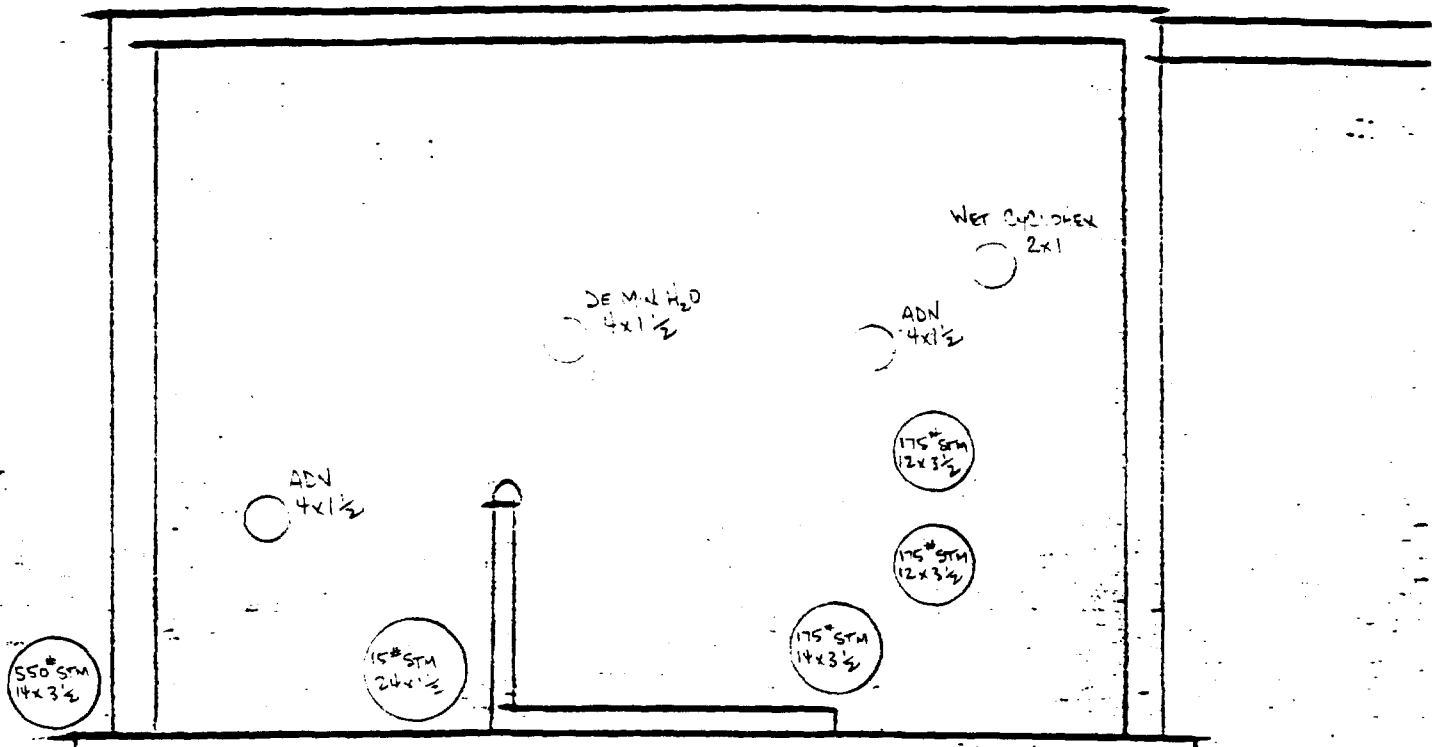

PIPE BRIDGE #3

SEE 3E17

DUP 0318567

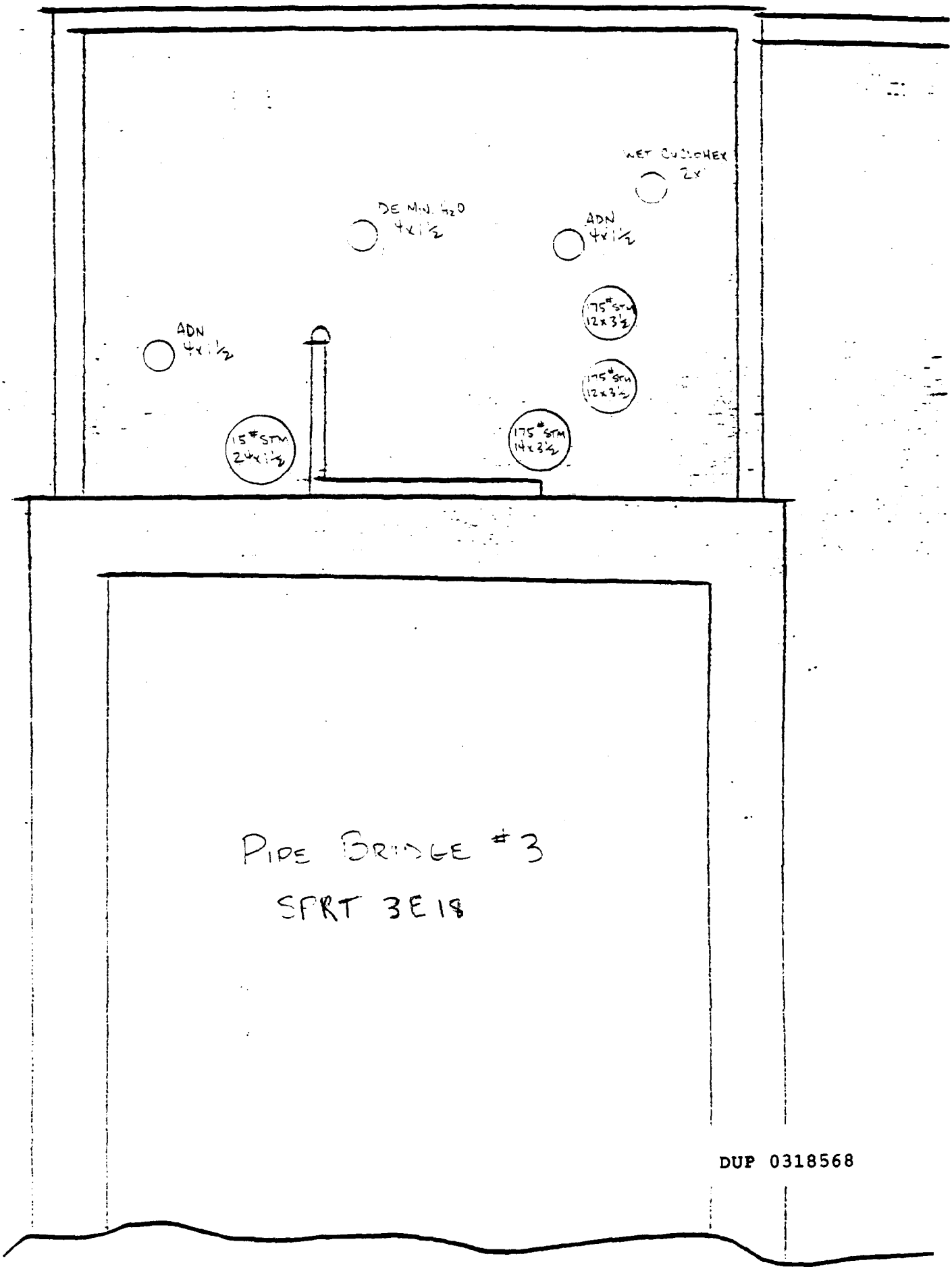

PIPE BRIDGE #3

SFRT 3E18

DUP 0318568

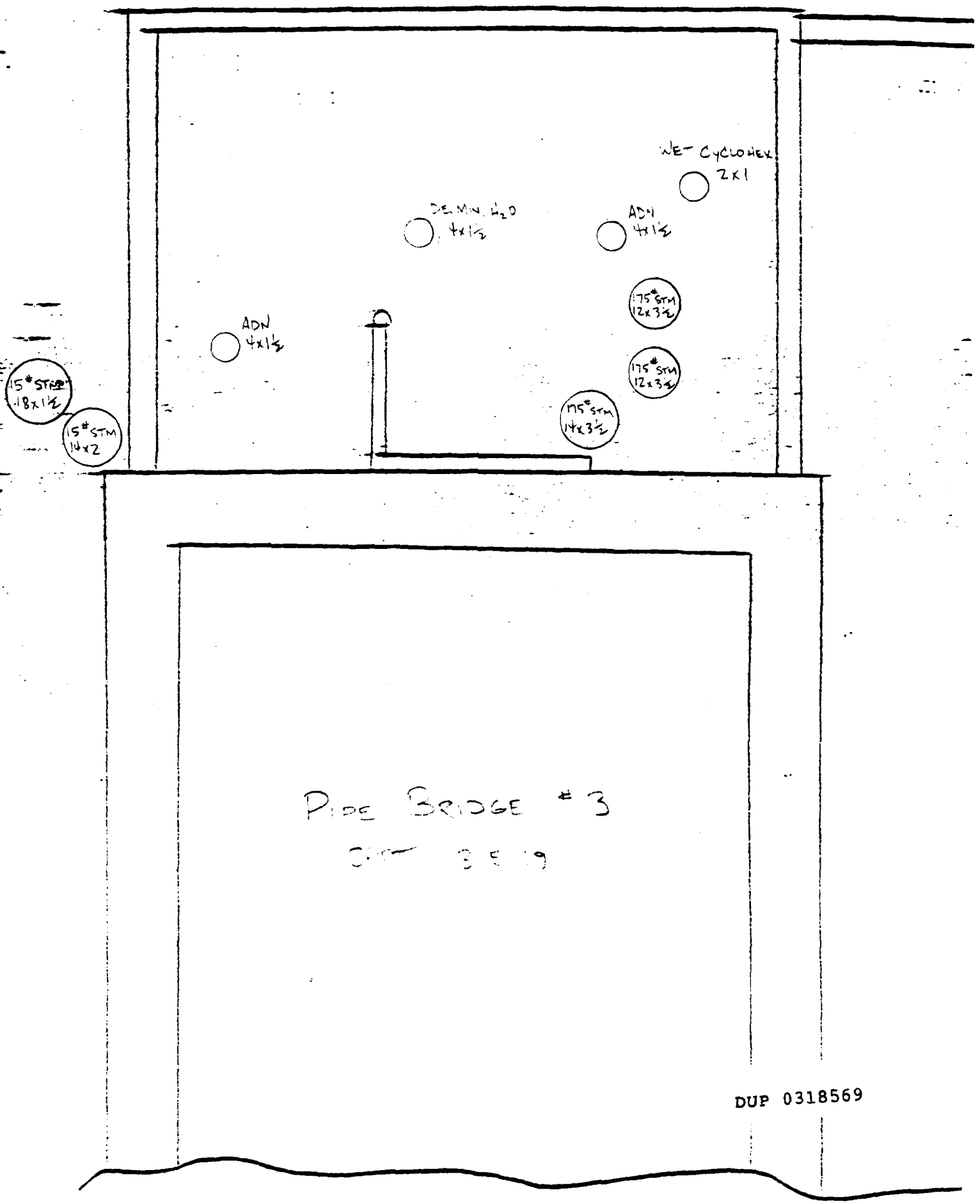
WE- CYCLOHEX
2x1
DE MIN. H2O
4x1½
ADN
4x1½
175# STM
12x3½
175# STM
12x3½
ADN
4x1½
15# STM
18x1½
15# STM
14x2
175# STM
14x3½
PIPE BRIDGE #3

DUP 0318569

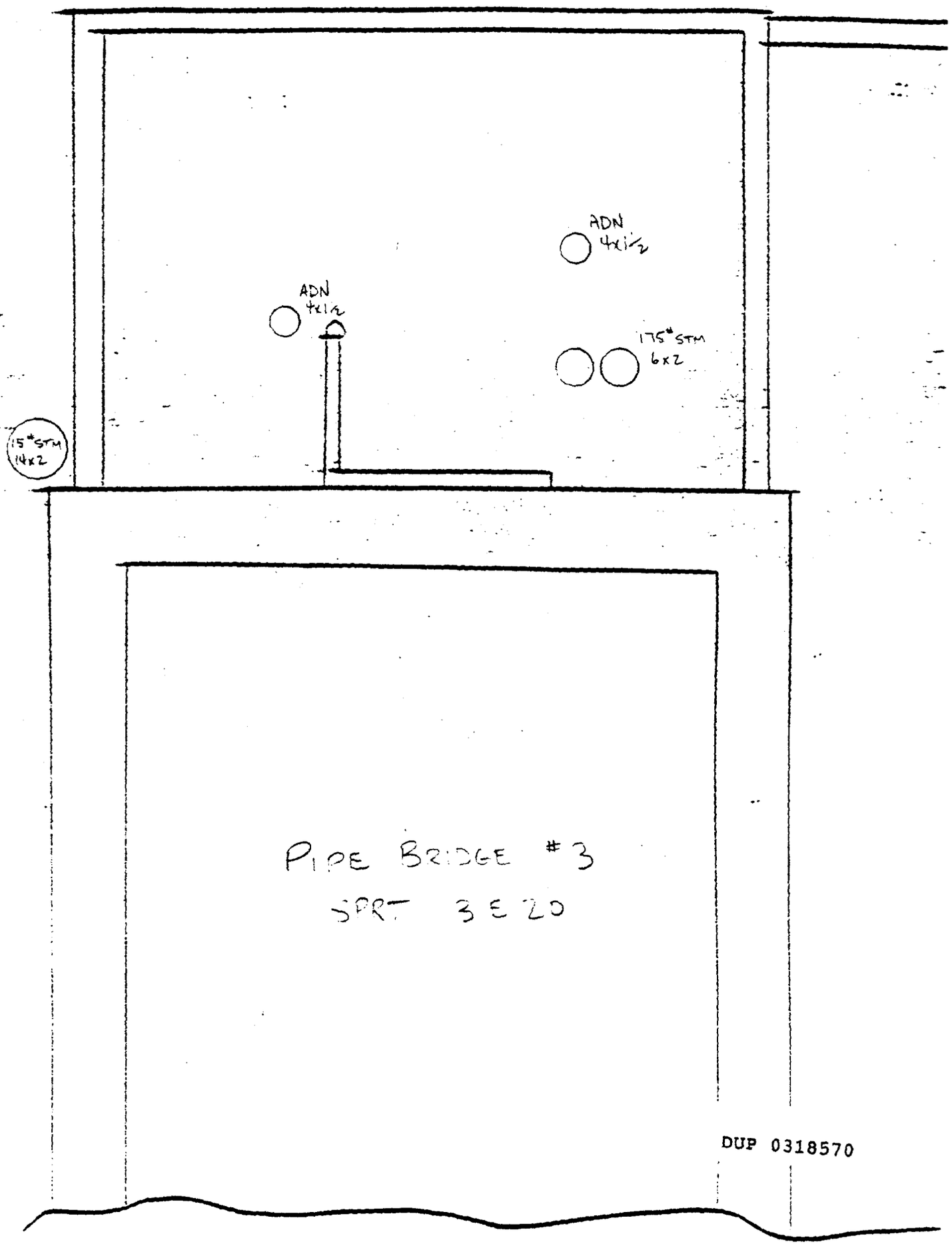
ADN
4x1½
ADN
4x1½
175# STM
6x2
15# STM
14x2
PIPE BRIDGE #3
SPRT 3 E 20

DUP 0318570

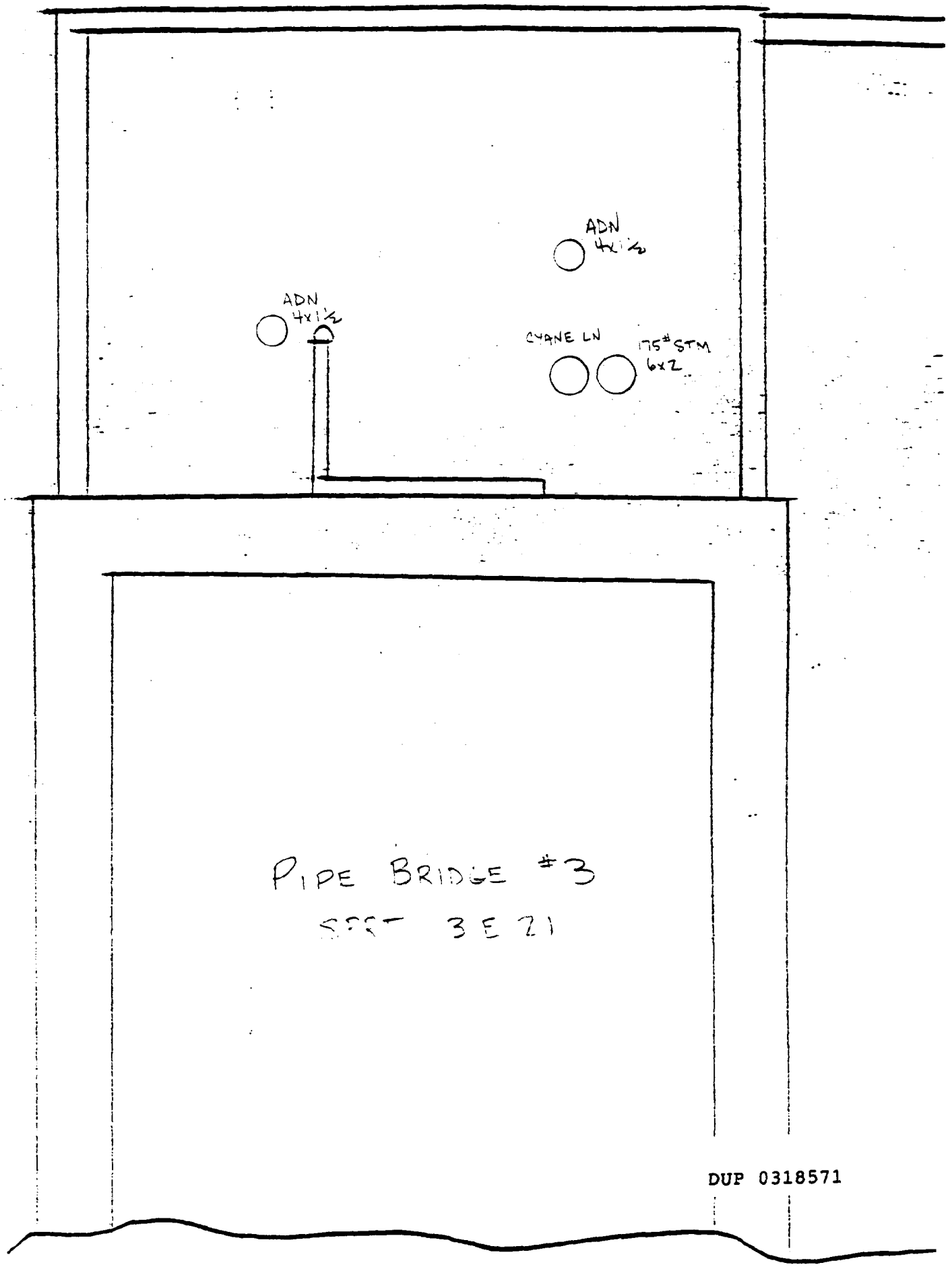

DUP 0318571

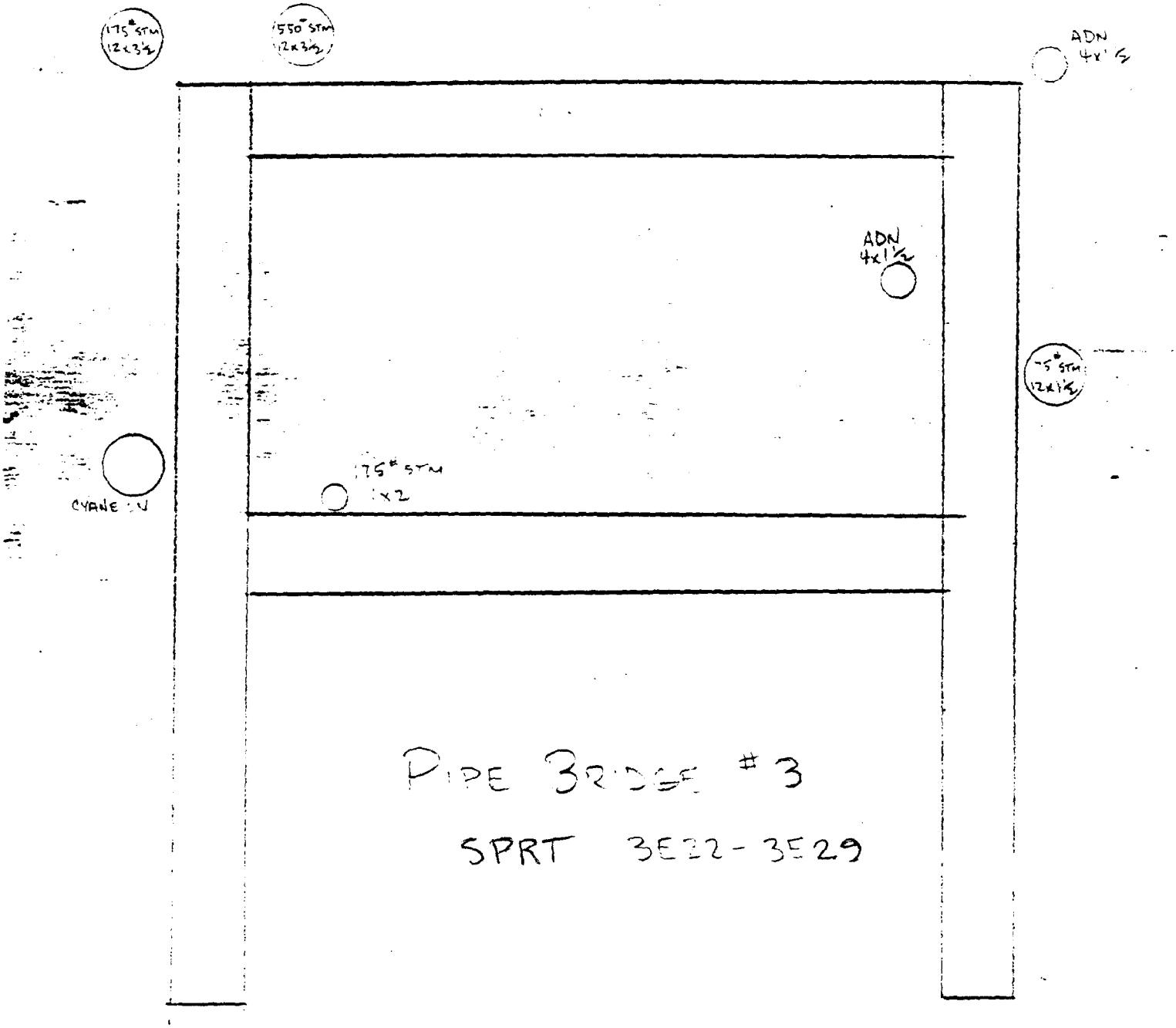

PIPE BRIDGE #3

SPRT 3E32-3E29

DUP 0318572

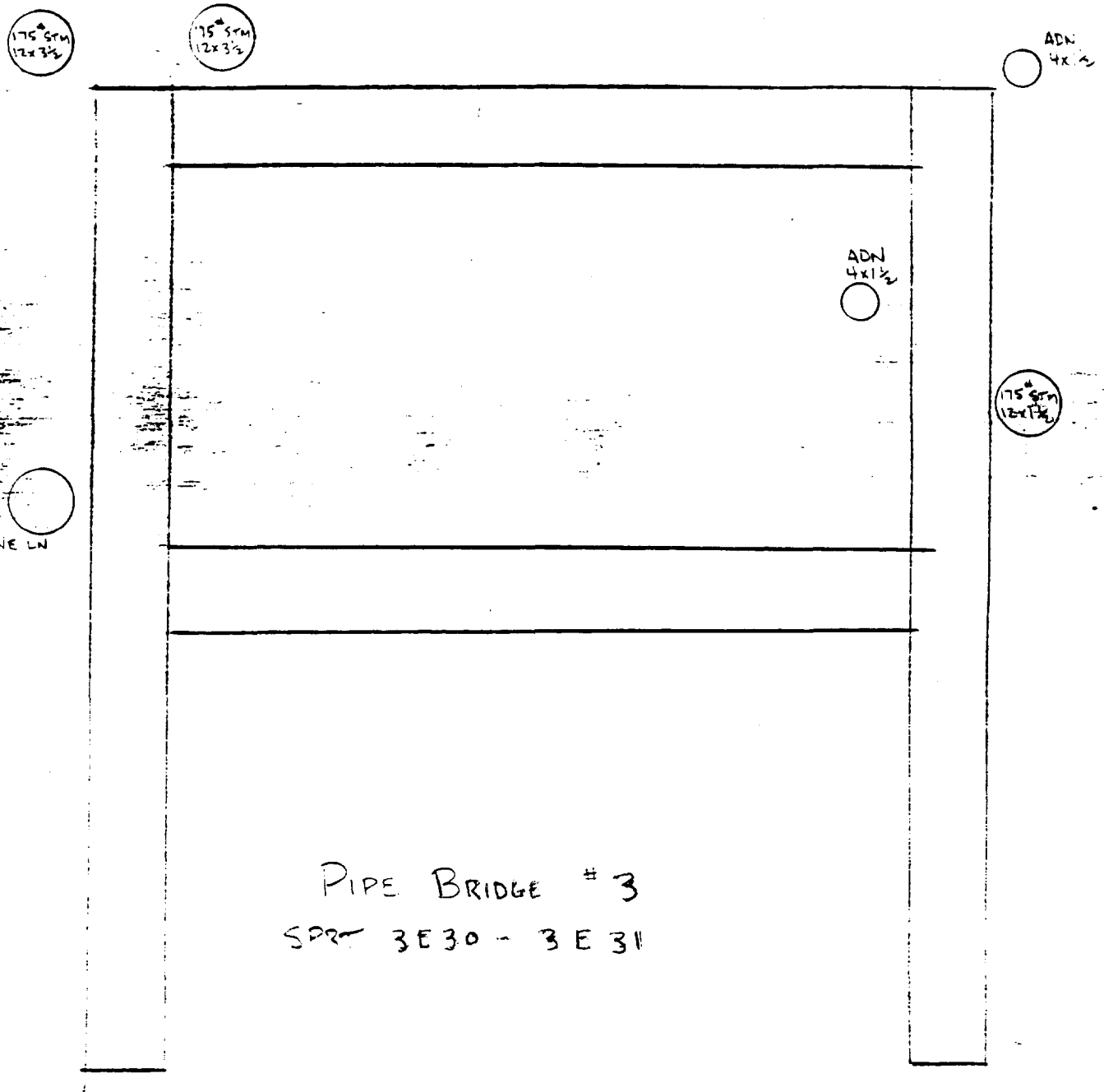

PIPE BRIDGE #3

SPR 3E30 - 3E31

DUP 0318573

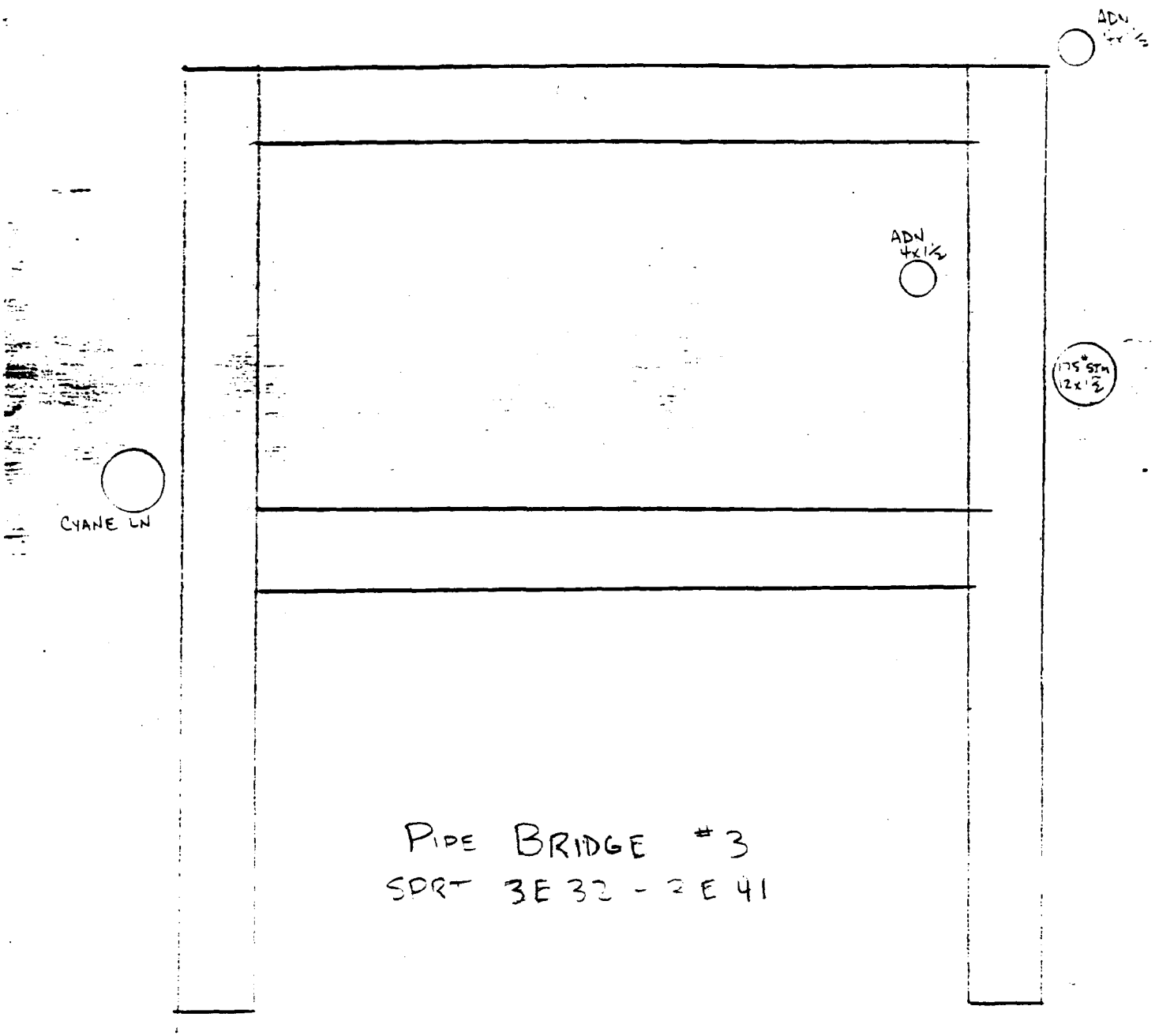

PIPE BRIDGE #3
SDRT 3E32 - 3E41

DUP 0318574

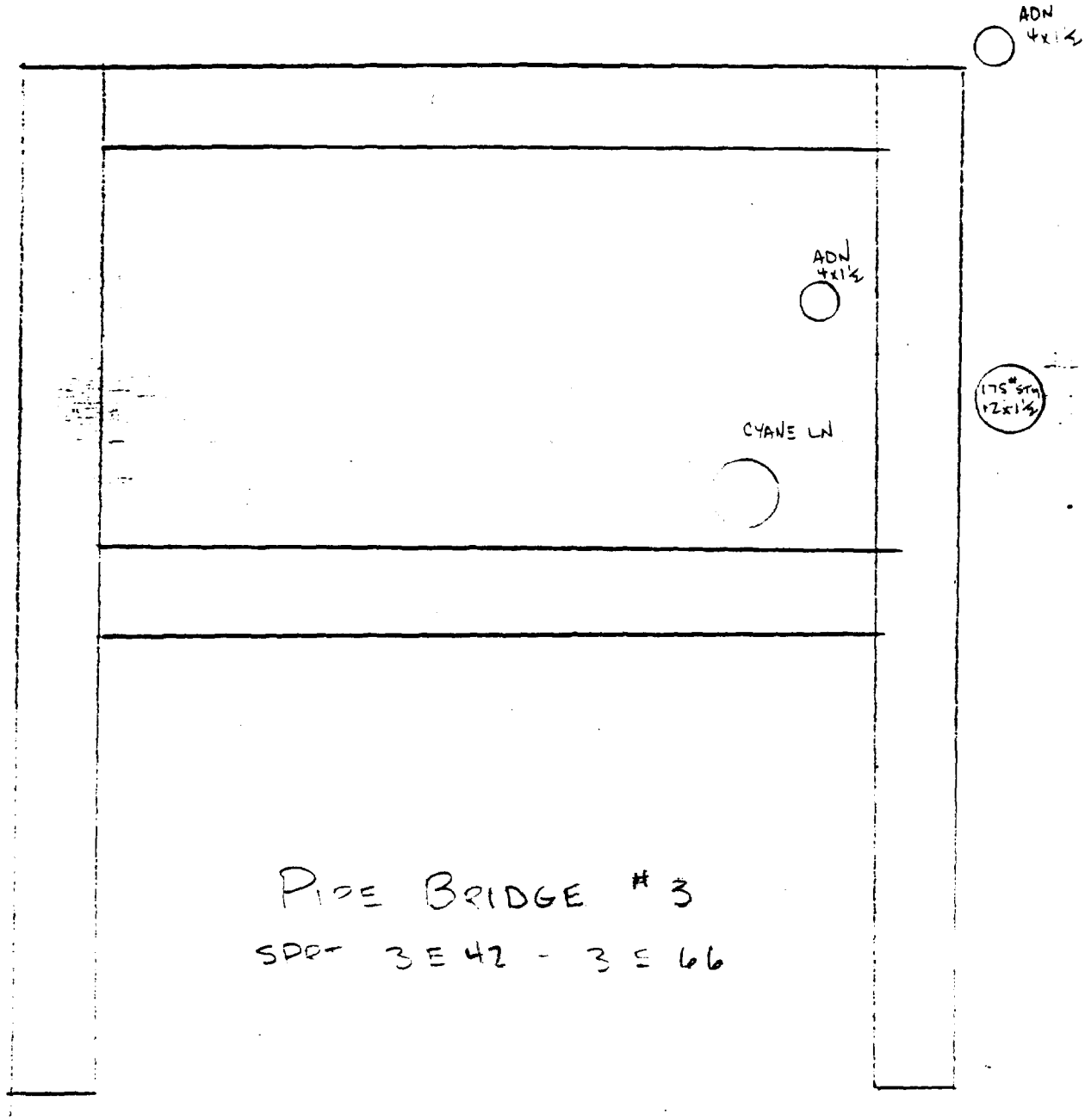

PIPE BRIDGE # 3

SPOT 3E42 - 3E66

DUP 0318575

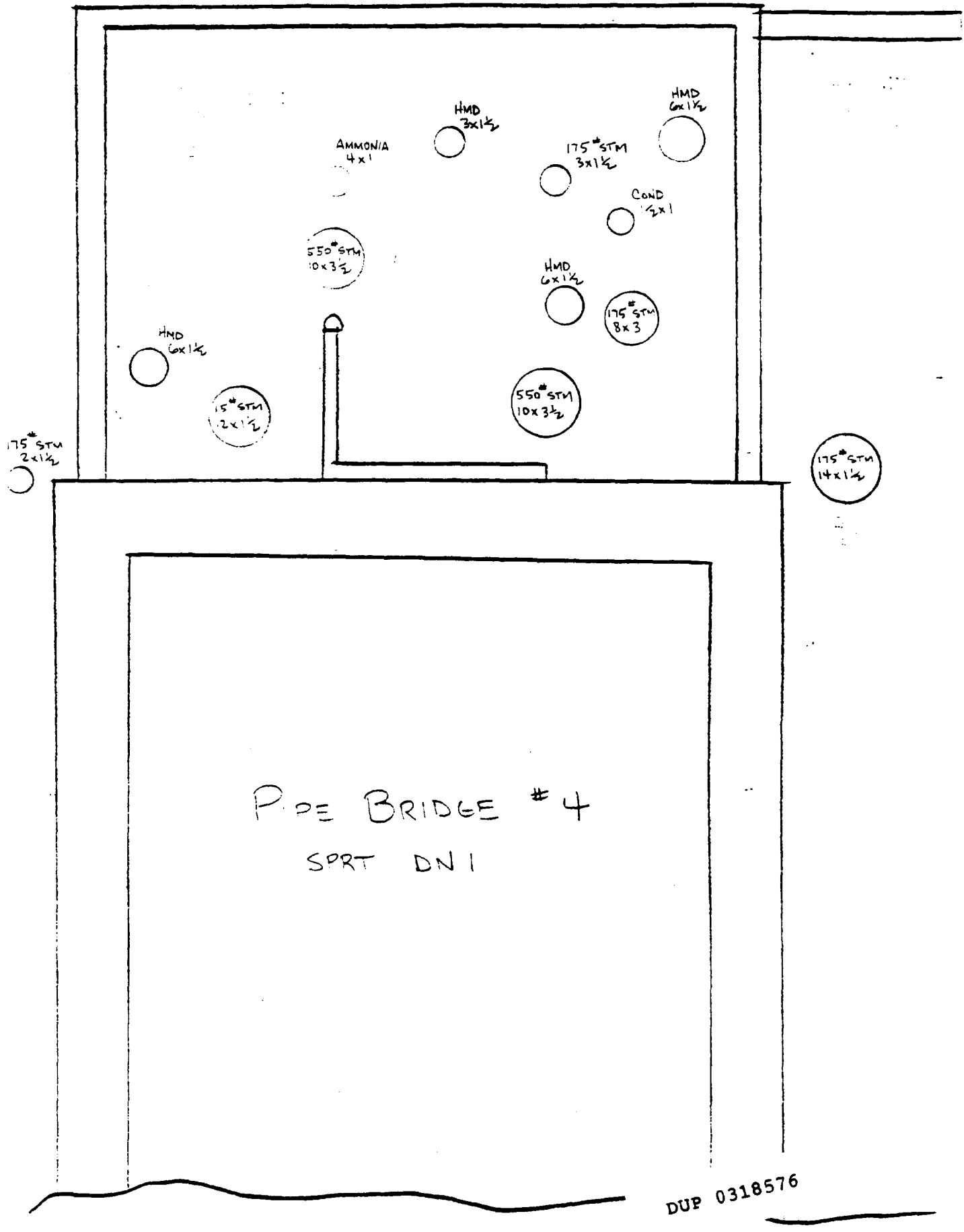
HMD 3x1½
HMD 6x1½
AMMONIA 4x1
175# STM 3x1½
COND ½x1
550# STM 10x3½
HMD 6x1½
175# STM 8x3
HMD 6x1½
15# STM 2x1½
550# STM 10x3½
175# STM 2x1½
175# STM 14x1½
PIPE BRIDGE #4
SPRT DN 1

DUP 0318576


HMD 3x1½
AMMONIA 4x1
175* STM 3x1½
HMD 6x1½
COND 2x1
550* STM 10x3½
HMD 6x1½
175* STM 8x3
HMD 6x1½
15* STM 12x1½
175* STM 2x2
550* STM 10x3½
175* STM 2x1½
175* STM 14x1½
PIPE BRIDGE #4
SPRT DN 2

DUP 0318577

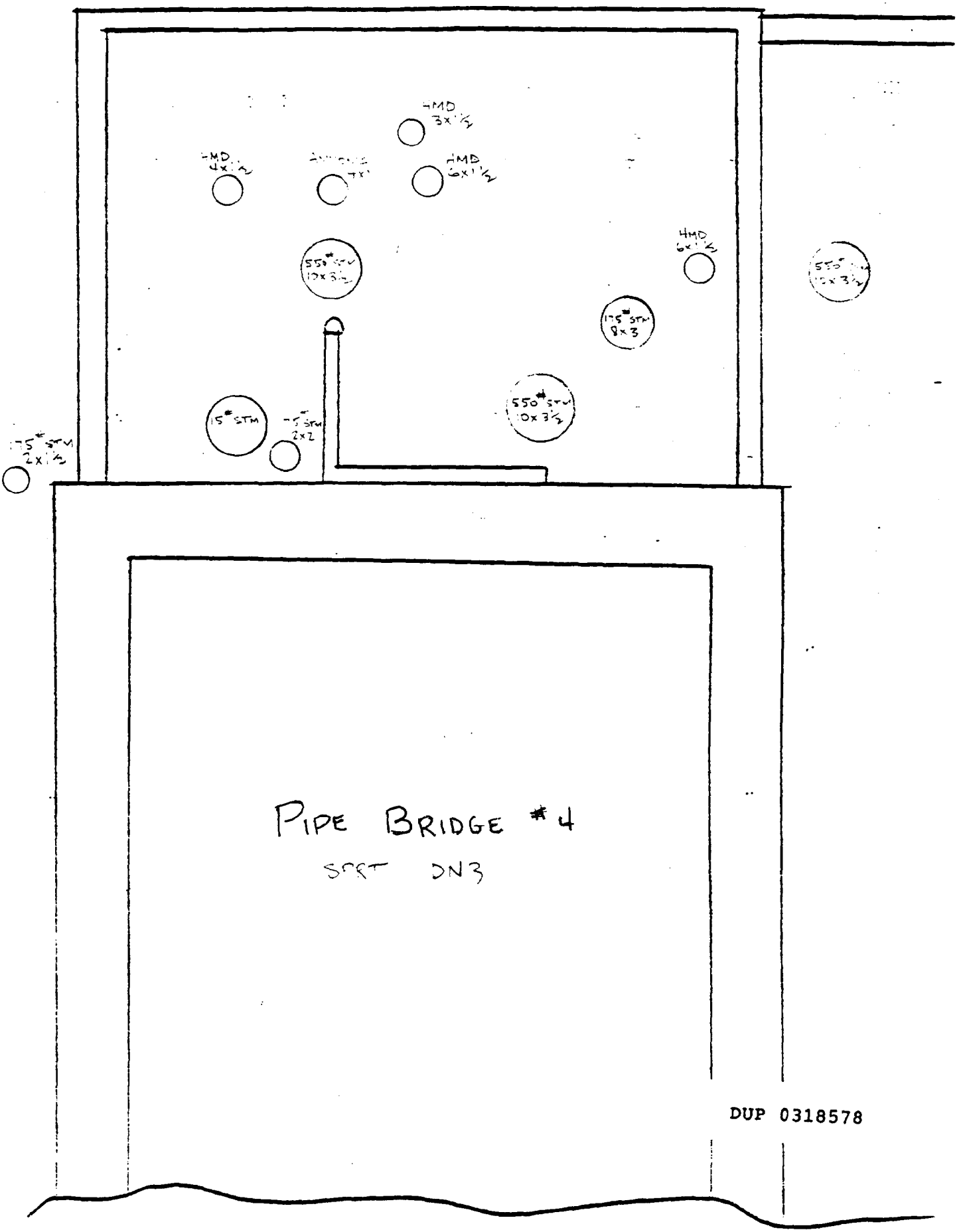
4MD 3x1½
4MD 4x1½
4MD 6x1½
4MD 6x1½
550# STM 10x3½
175# STM 8x3
15# STM
5# STM 2x2
175# STM 2x1½
PIPE BRIDGE #4
SCRT DN3

DUP 0318578

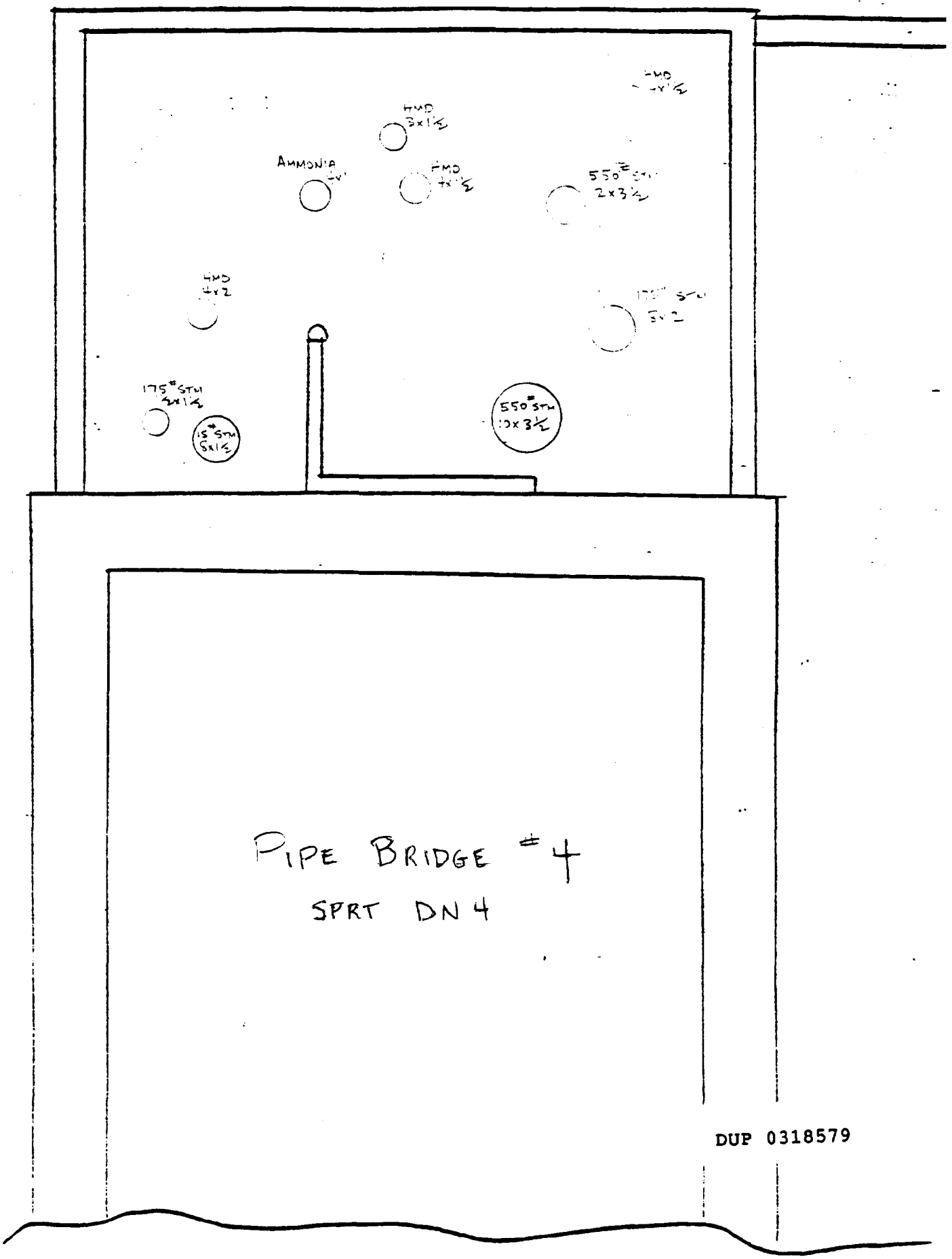

DUP 0318579

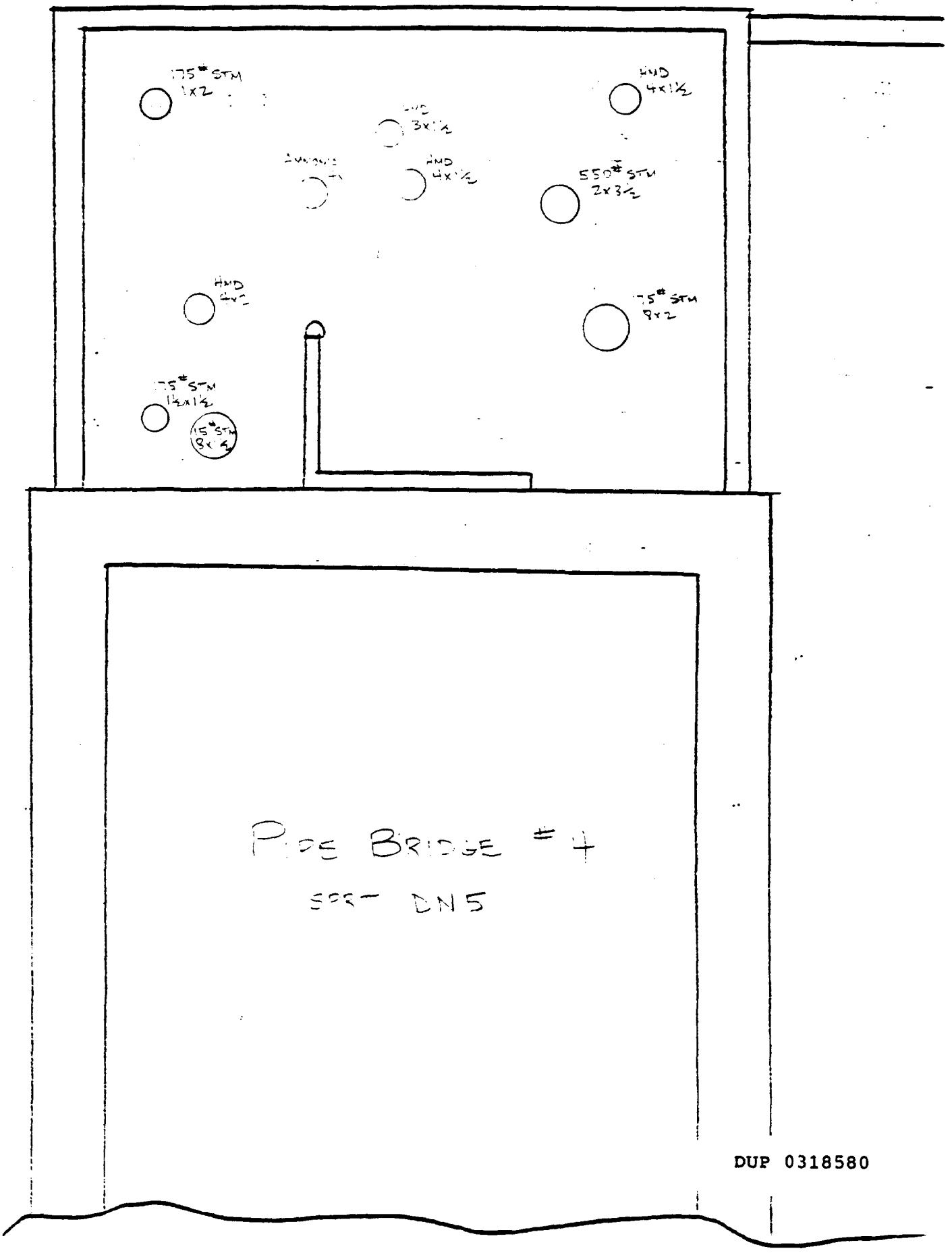
175# STM
1x2
AND
4x1½
AND
3x1½
AND
4x1½
550# STM
2x3½
AND
4x1½
175# STM
9x2
175# STM
1½x1½
15# STM
8x4
PIPE BRIDGE #4
SEE DN5

DUP 0318580

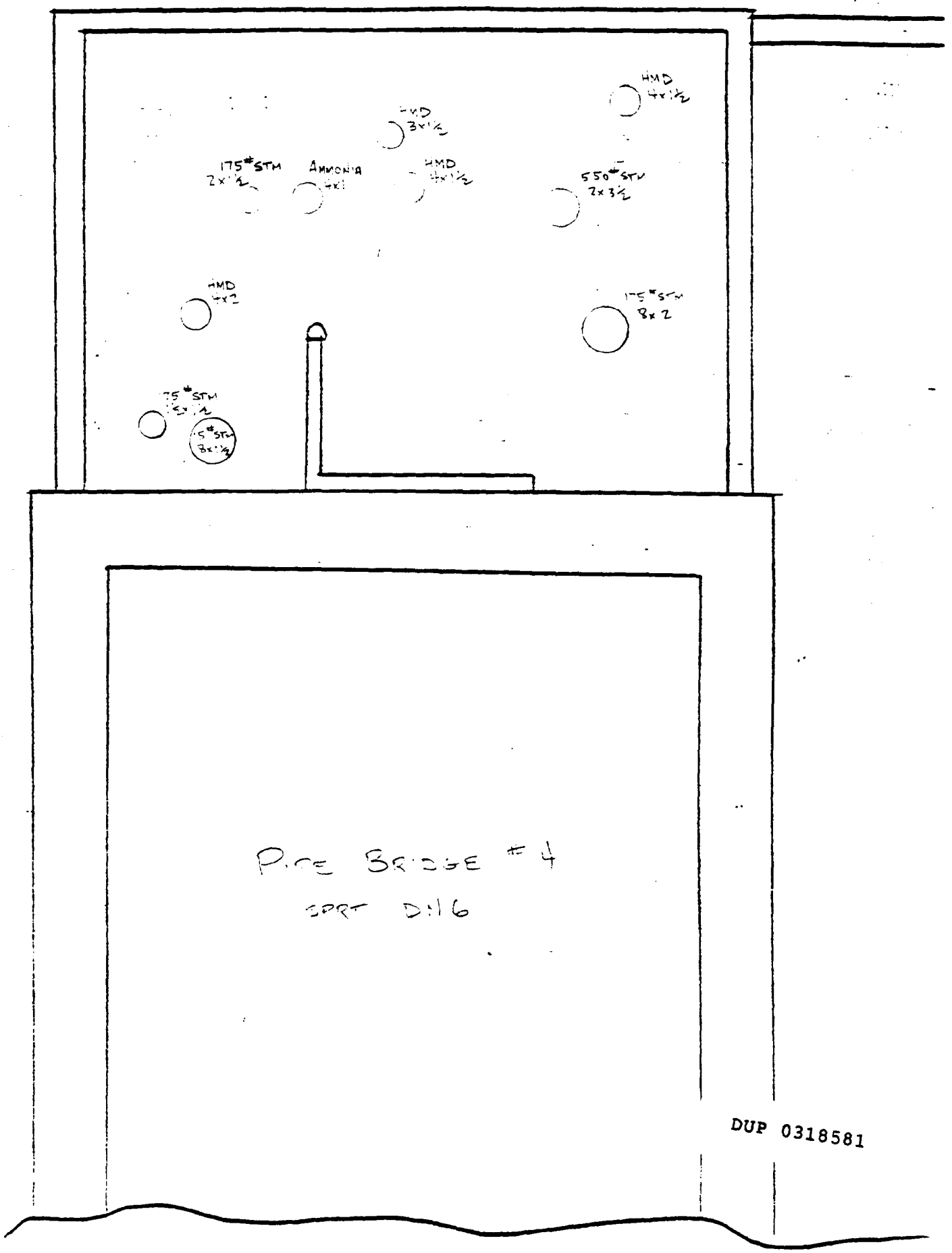
HMD 4x1½
HMD 3x1½
175# STM 2x1½
AMMONIA 4x1
HMD 4x1½
550# STM 2x3½
HMD 4x2
175# STM 8x2
175# STM 3x1½
175# STM 8x1½
PIPE BRIDGE #4
SPRT D:16

DUP 0318581

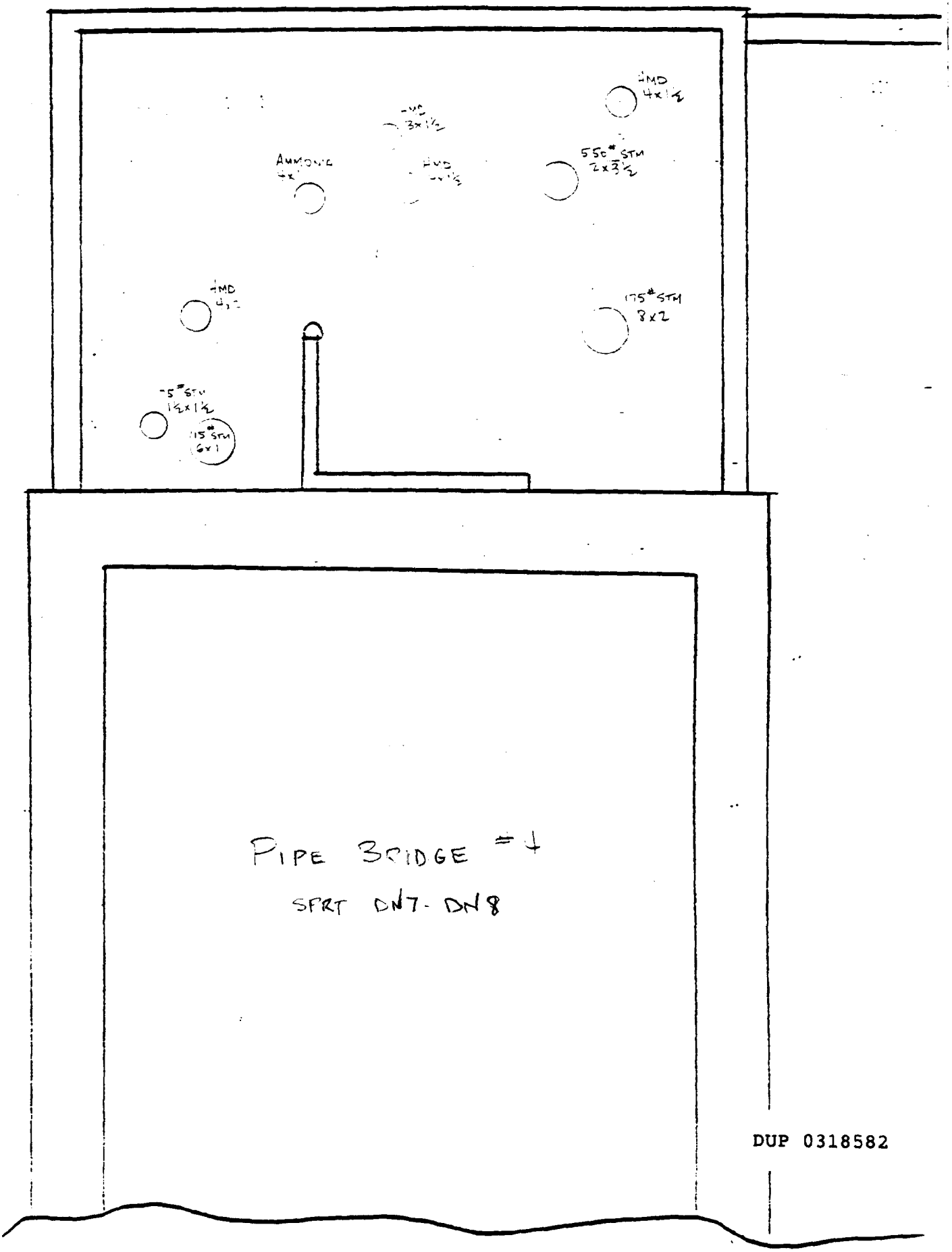

PIPE BRIDGE #1

SPRT DN7 - DN8

DUP 0318582

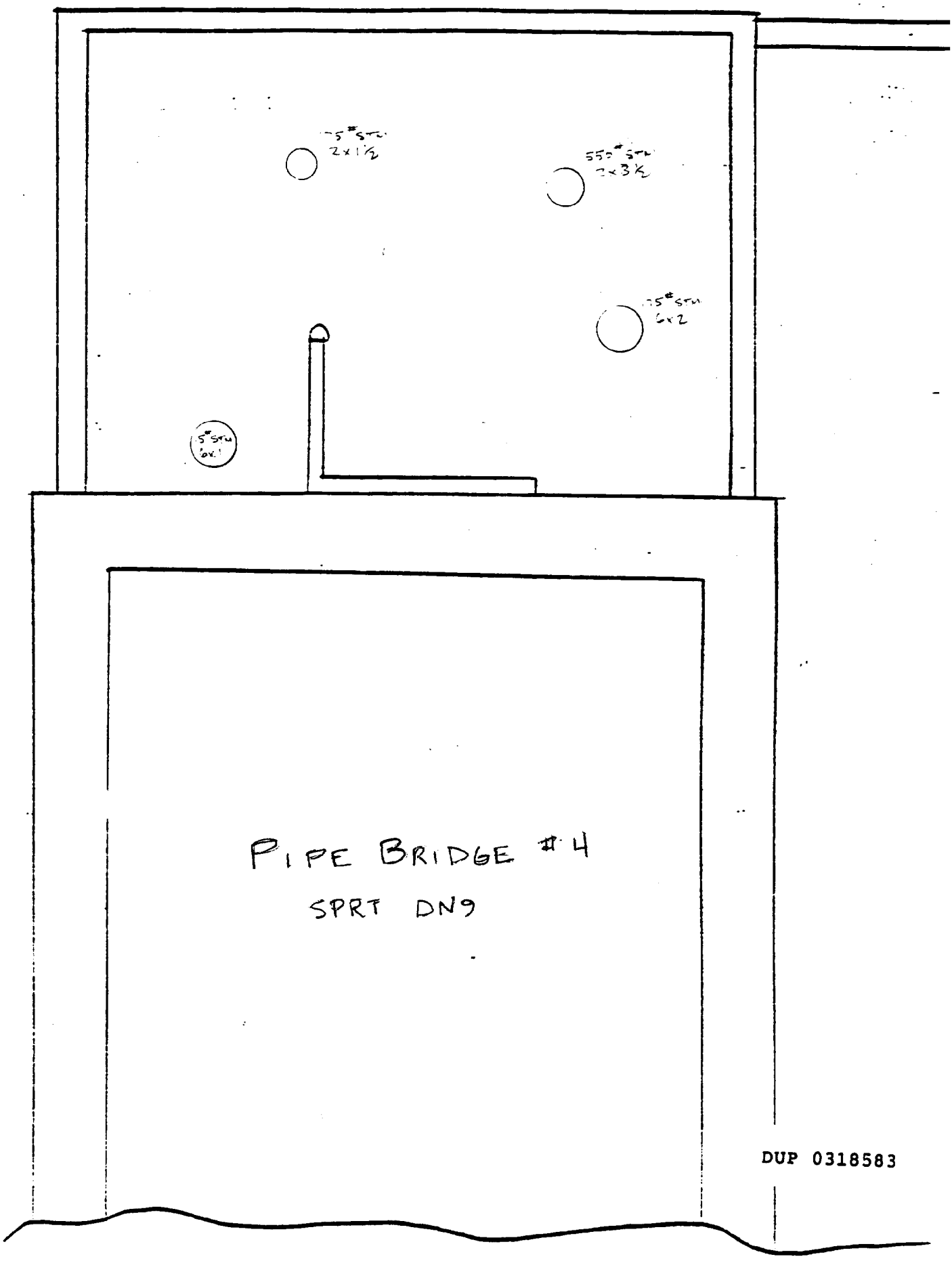

DUP 0318583

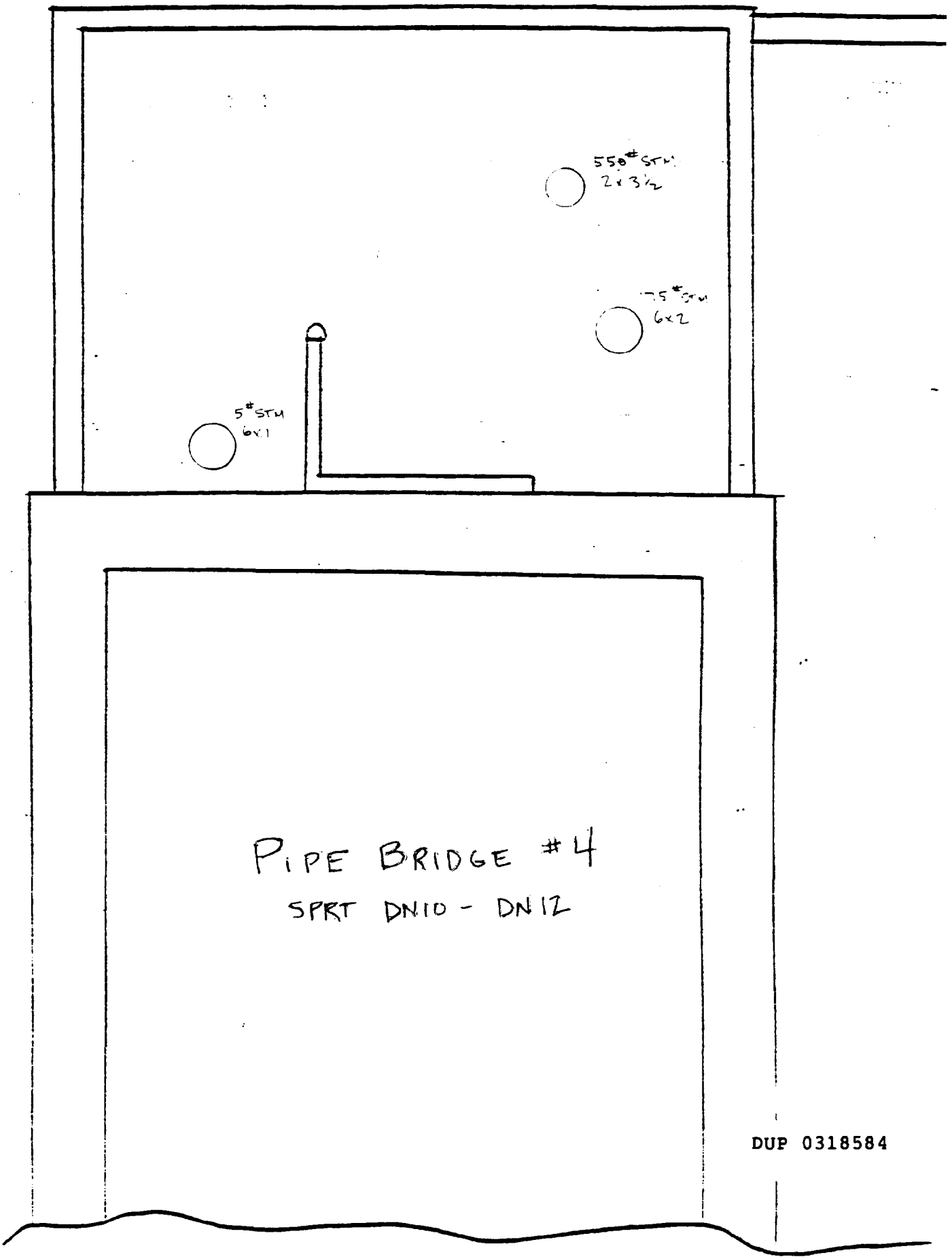

DUP 0318584

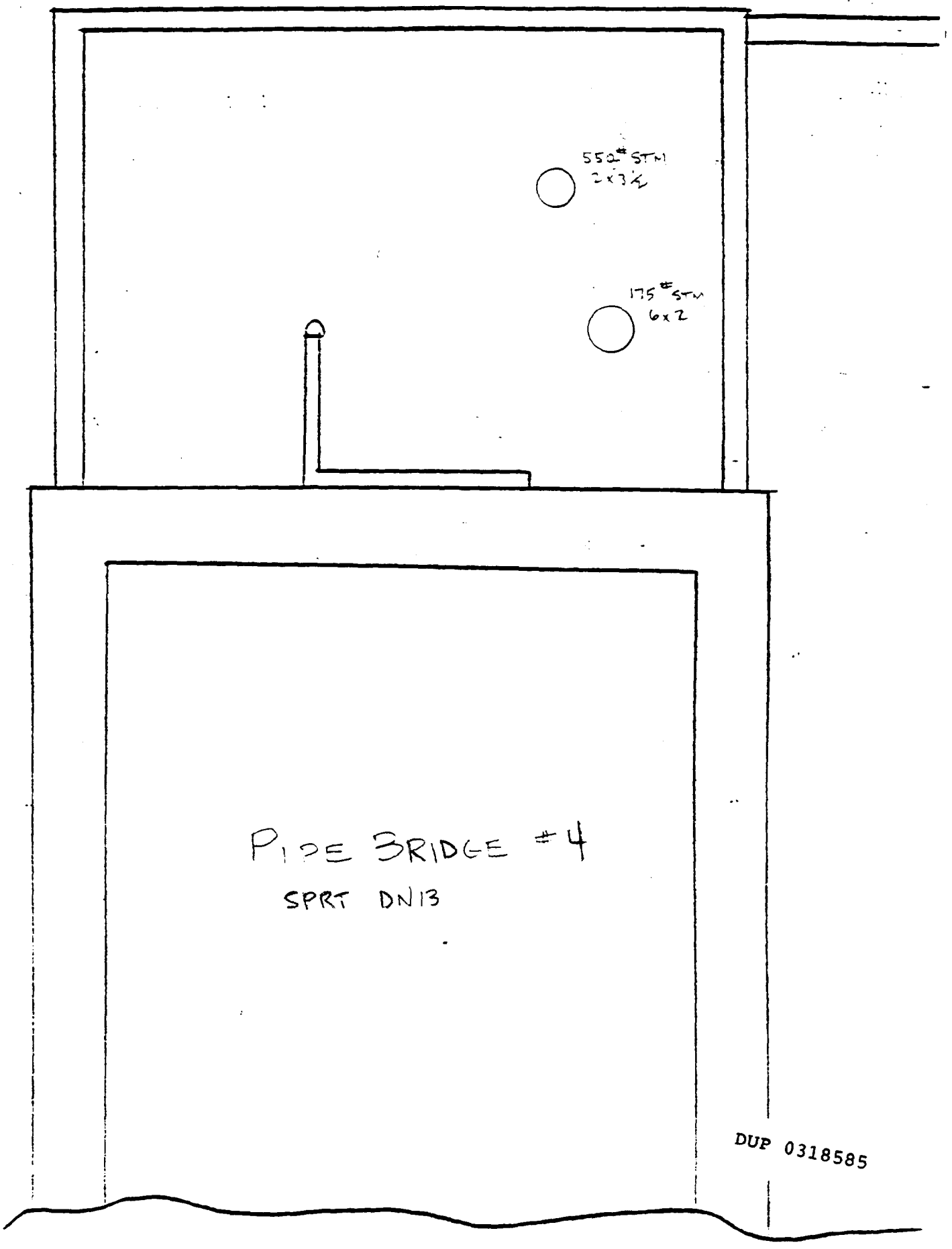

DUP 0318585

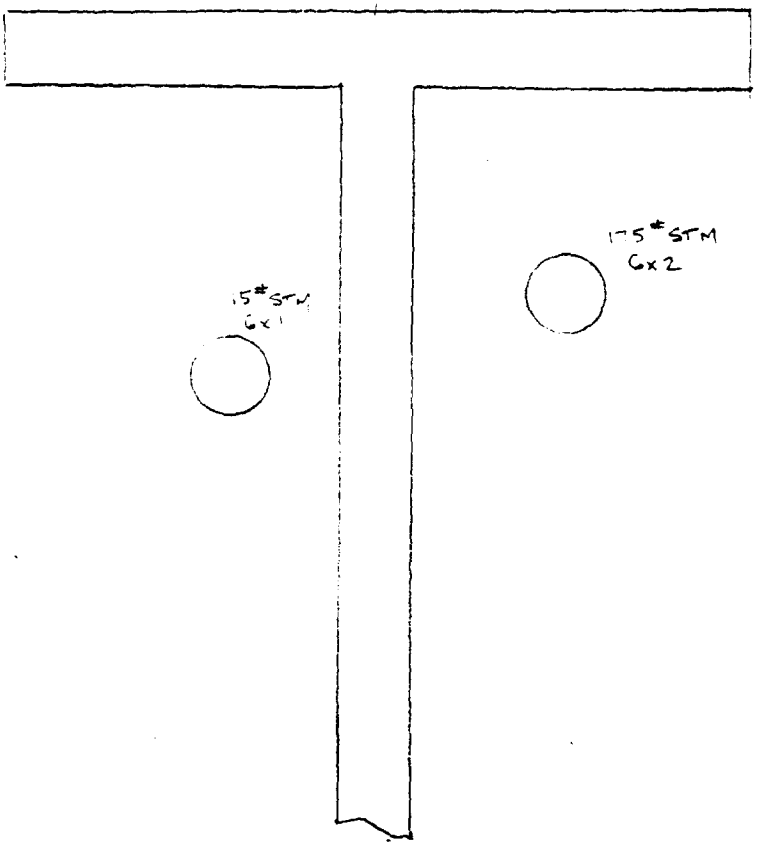

PIPE BRIDGE # 4

SPRT DN14 - DN15

DUP 0318586

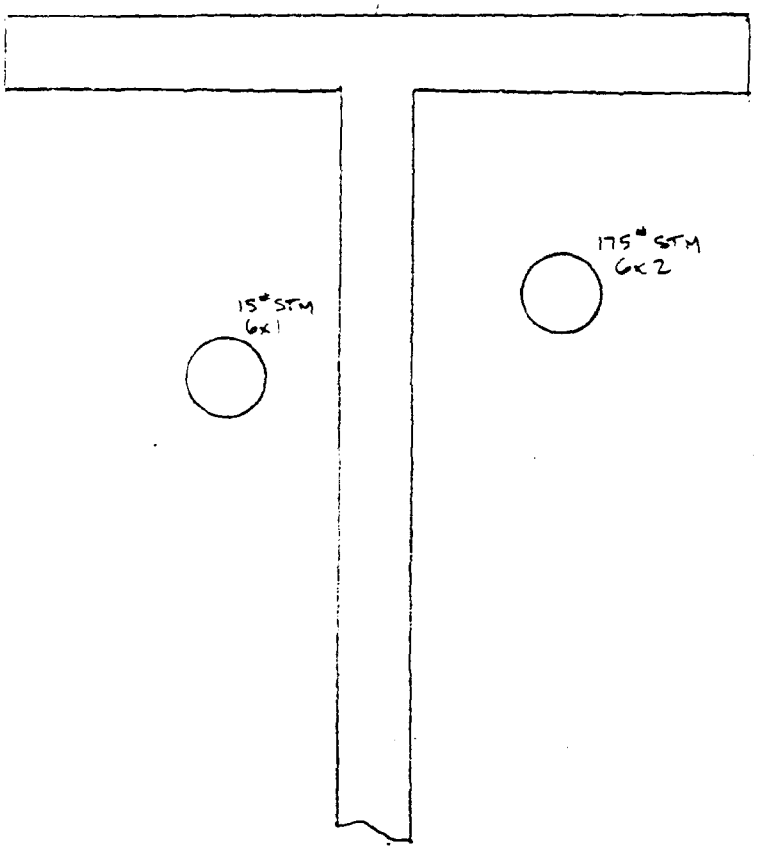

PIPE BRIDGE # 4

SPRT DN16 - DN20

DUP 0318587

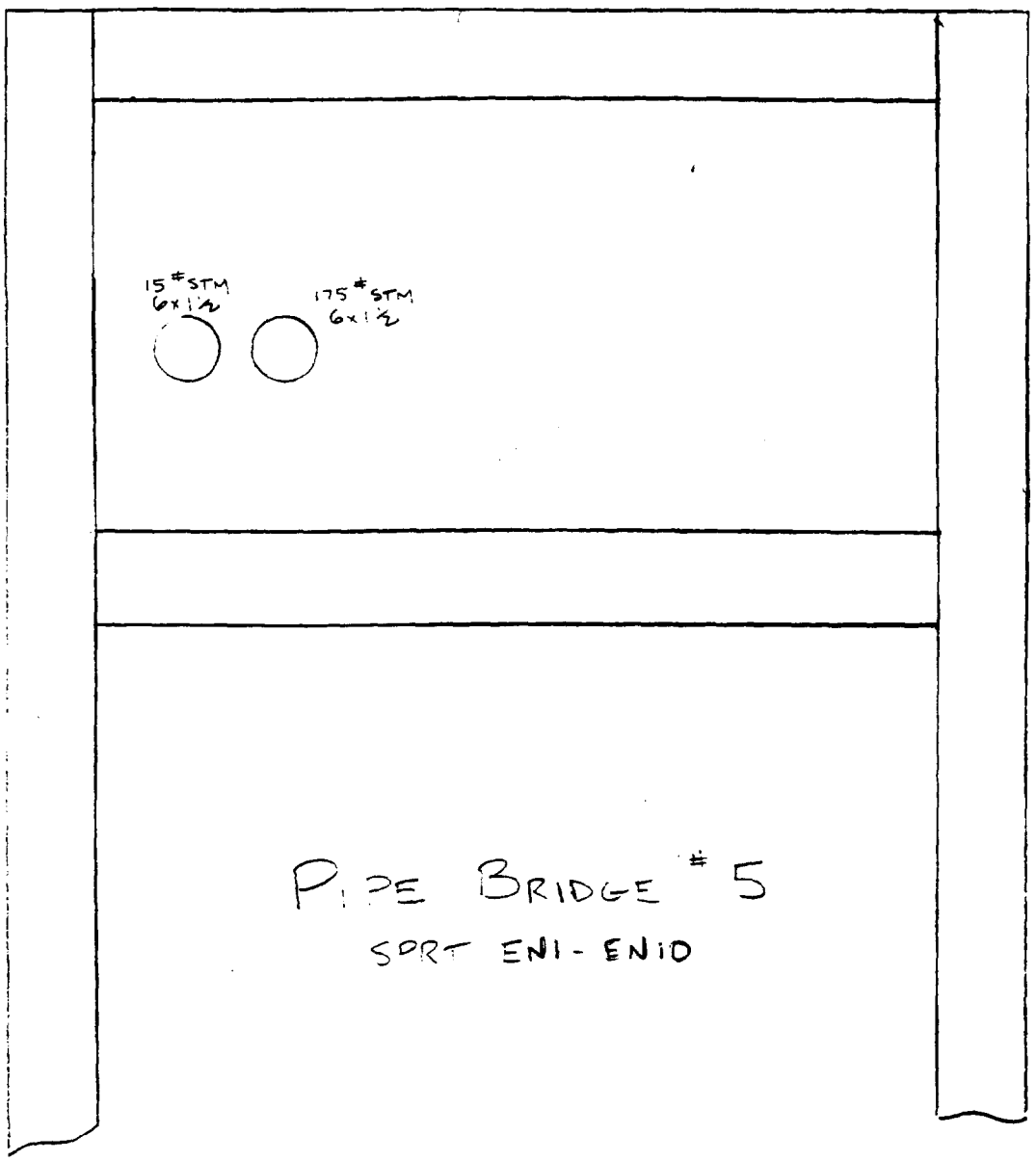

PIPE BRIDGE # 5

SPRT ENI - ENID

DUP 0318588

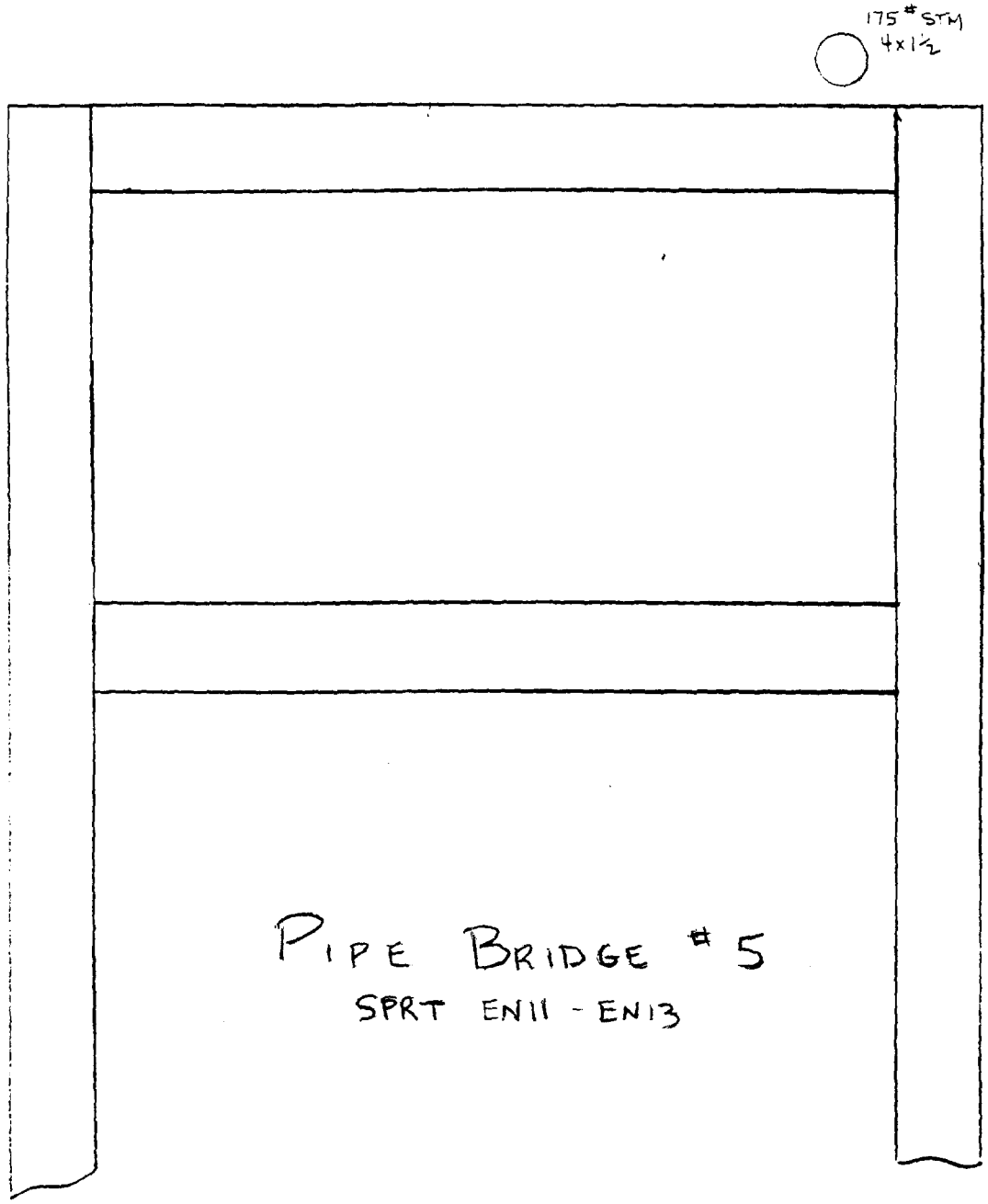

PIPE BRIDGE # 5

SPRT EN11 - EN13

DUP 0318589

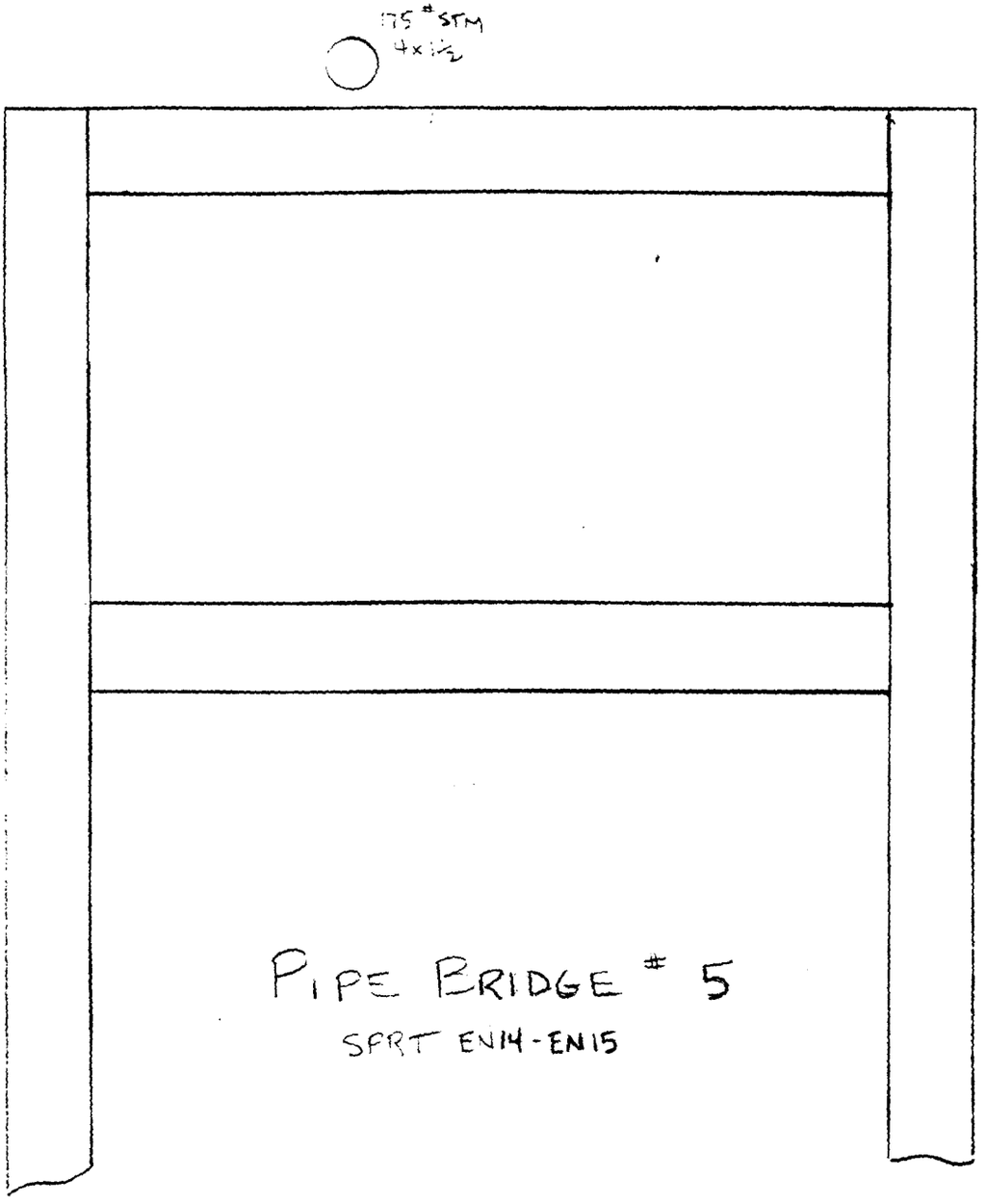

PIPE BRIDGE # 5

SPRT EN14 - EN15

DUP 0318590

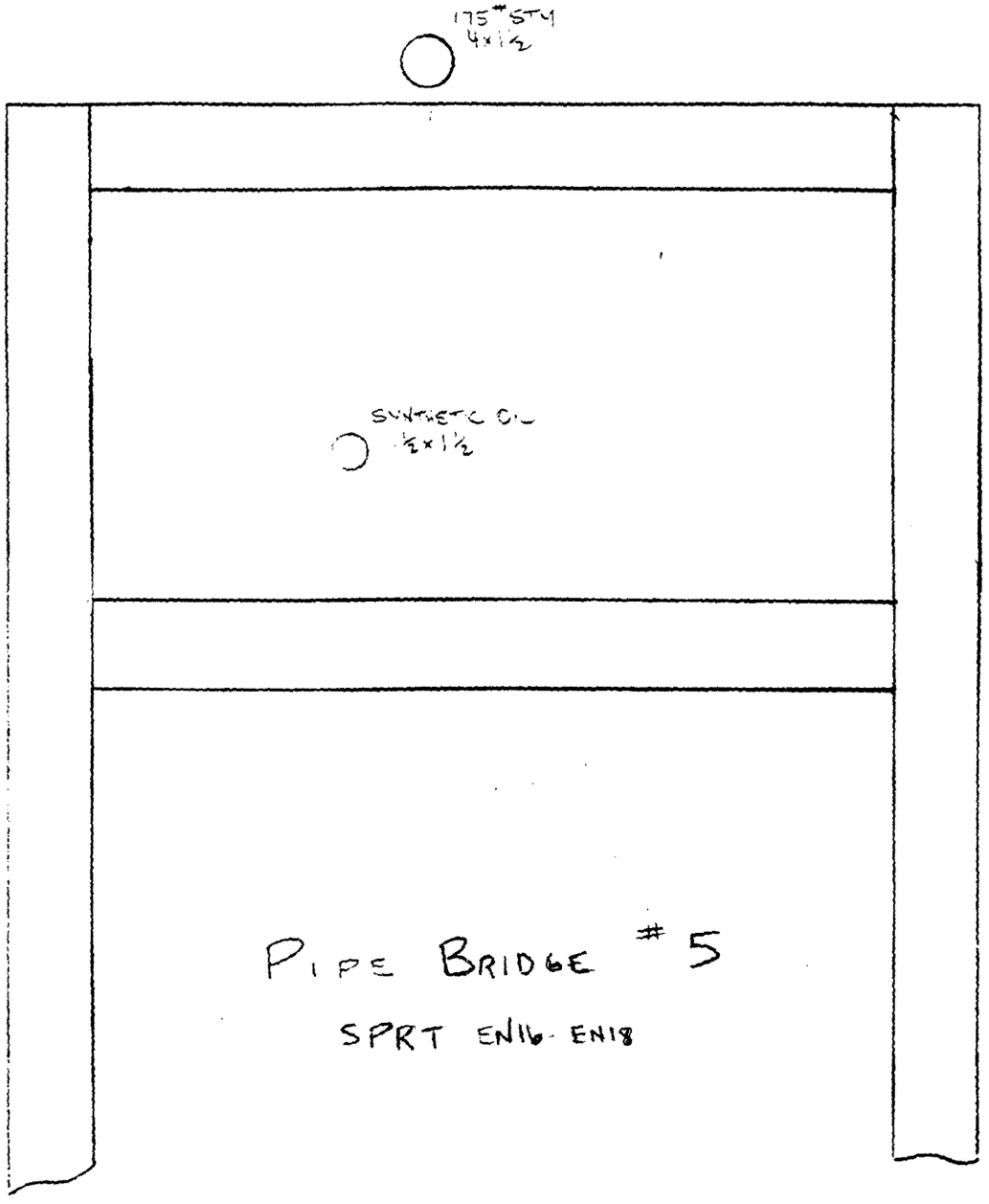

PIPE BRIDGE #5

SPRT EN16-EN18

DUP 0318591



PIPE BRIDGE #5

SPRT EN 19

DUP 0318592



PIPE BRIDGE #5

SPRT EN19A-EN24

DUP 0318593

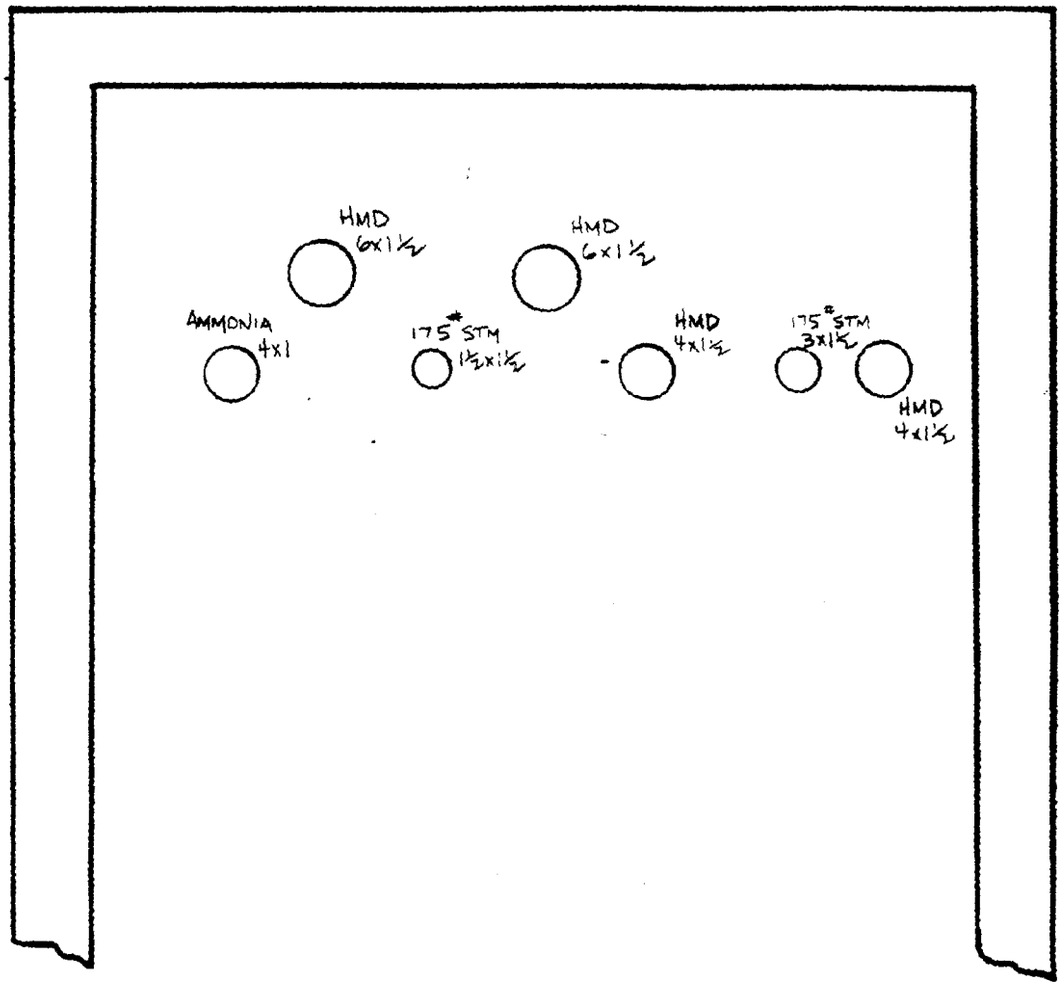

PIPE BRIDGE # 5-A

SPRT 2E1 - 2E3

DUP 0318594

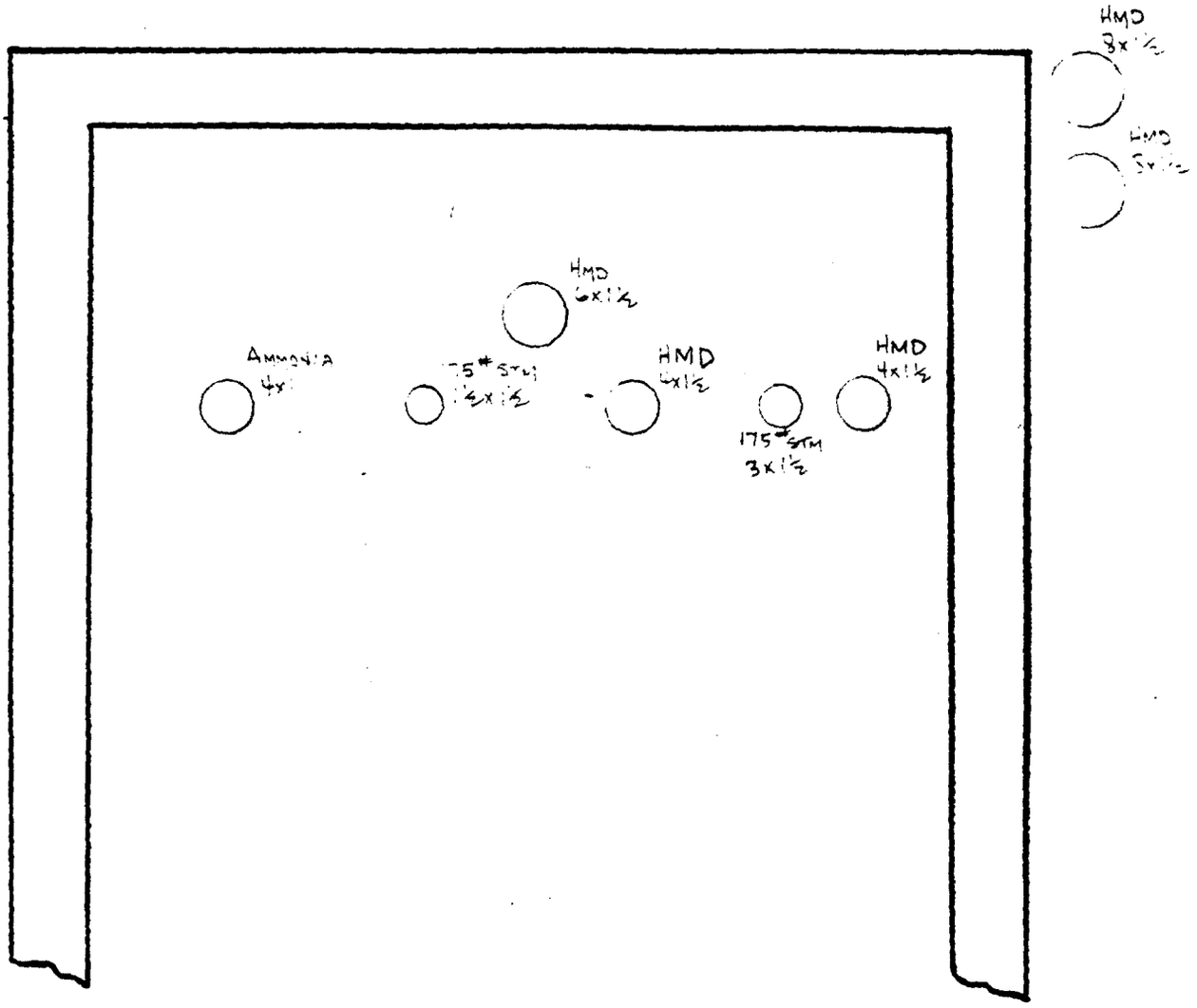

PIPE BRIDGE # 5-A

SFRT 2E4

DUP 0318595

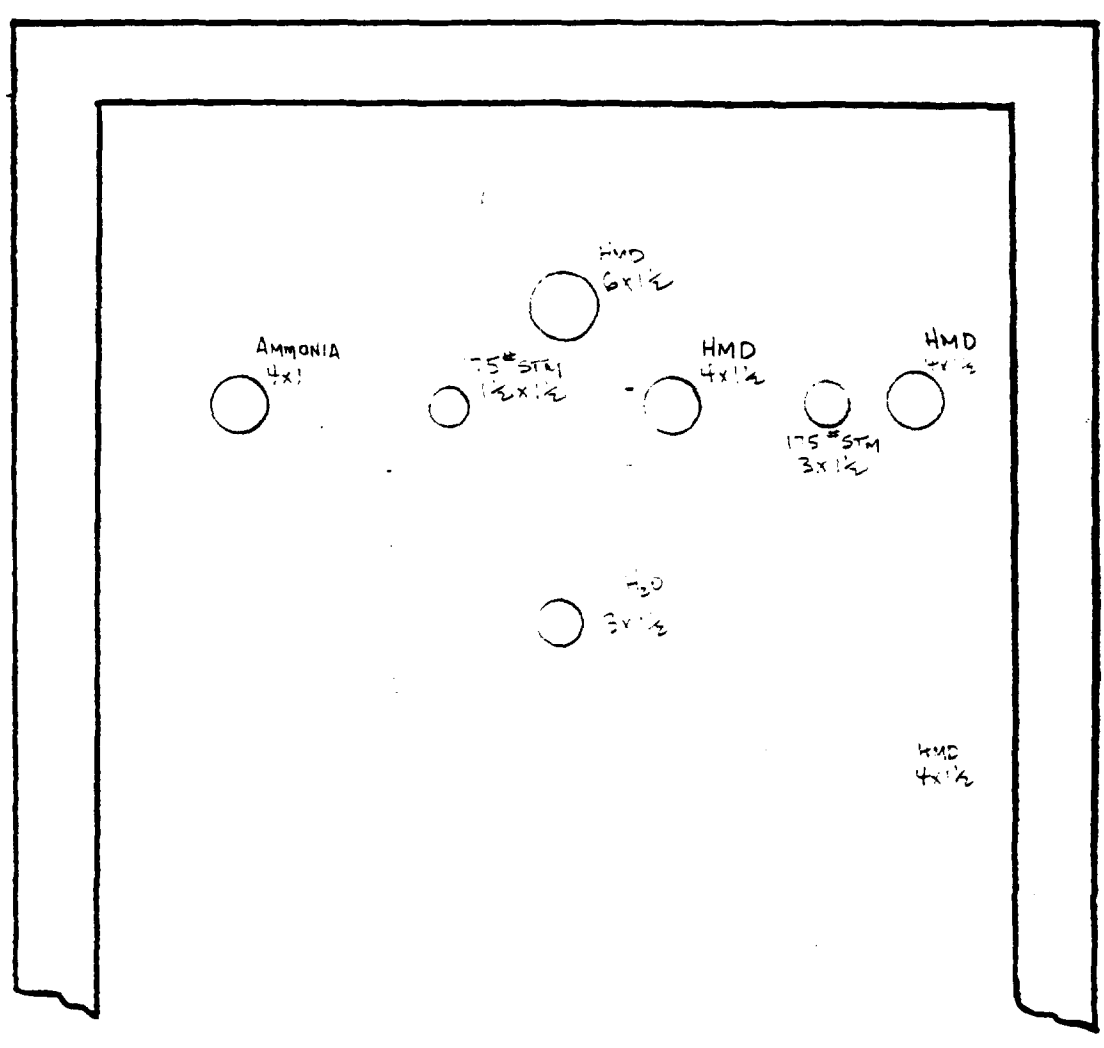

PIPE BRIDGE # 5-A

SPRT 255

DUP 0318596

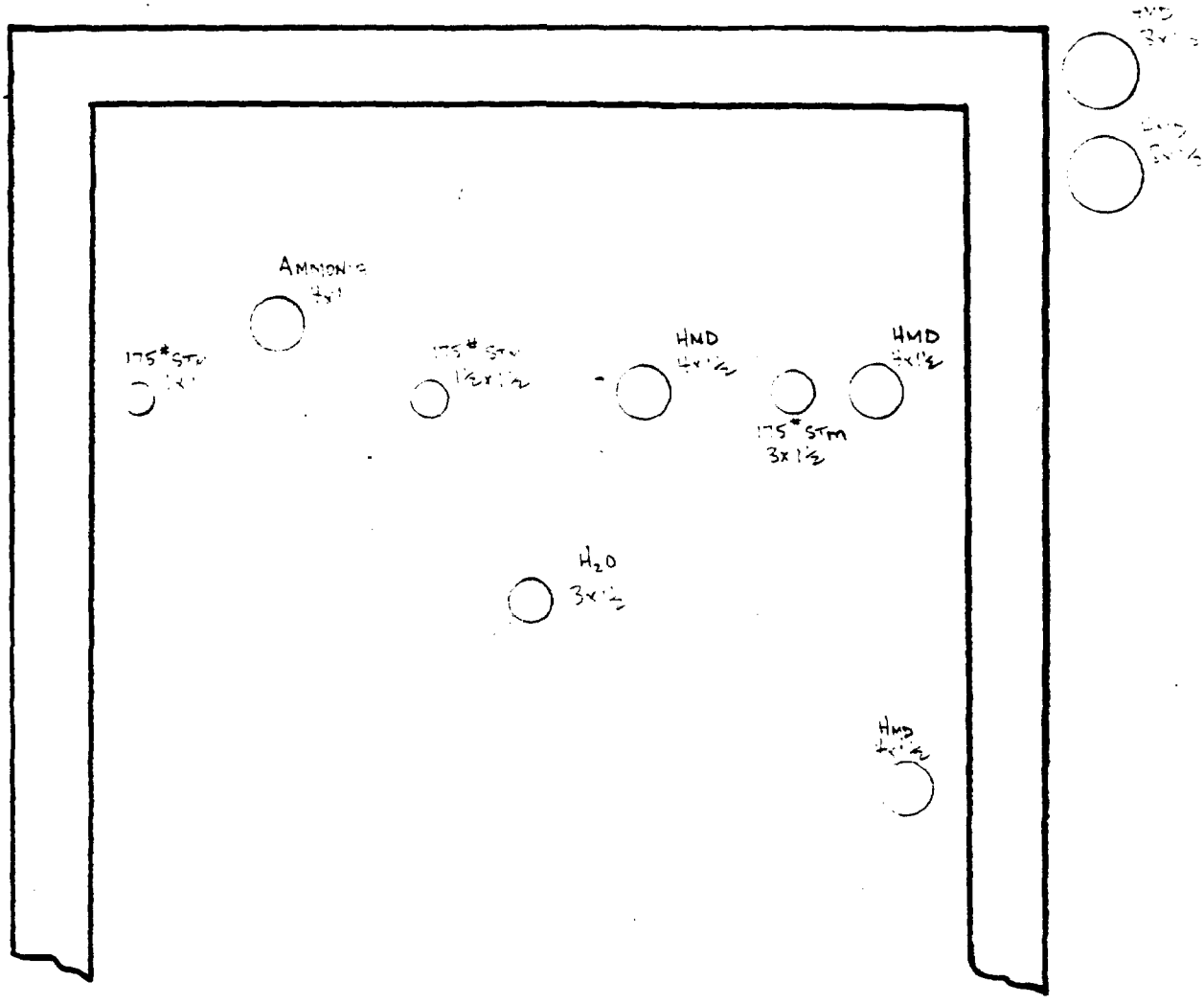

PIPE BRIDGE # 5-A

SPRT 2E6-2E7

DUP 0318597

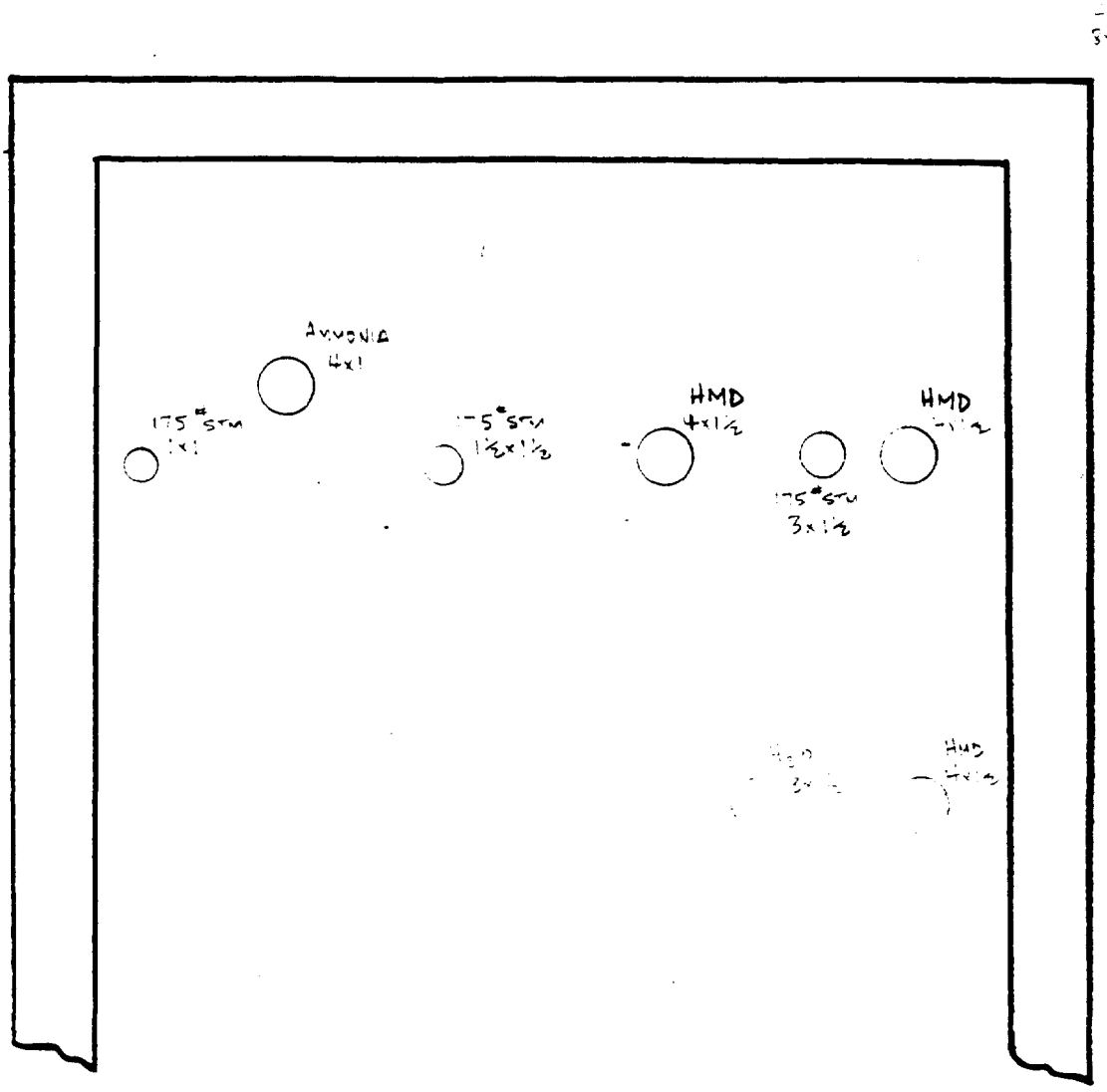

PIPE BRIDGE #5-A

SPRT 2E8

DUP 0318598

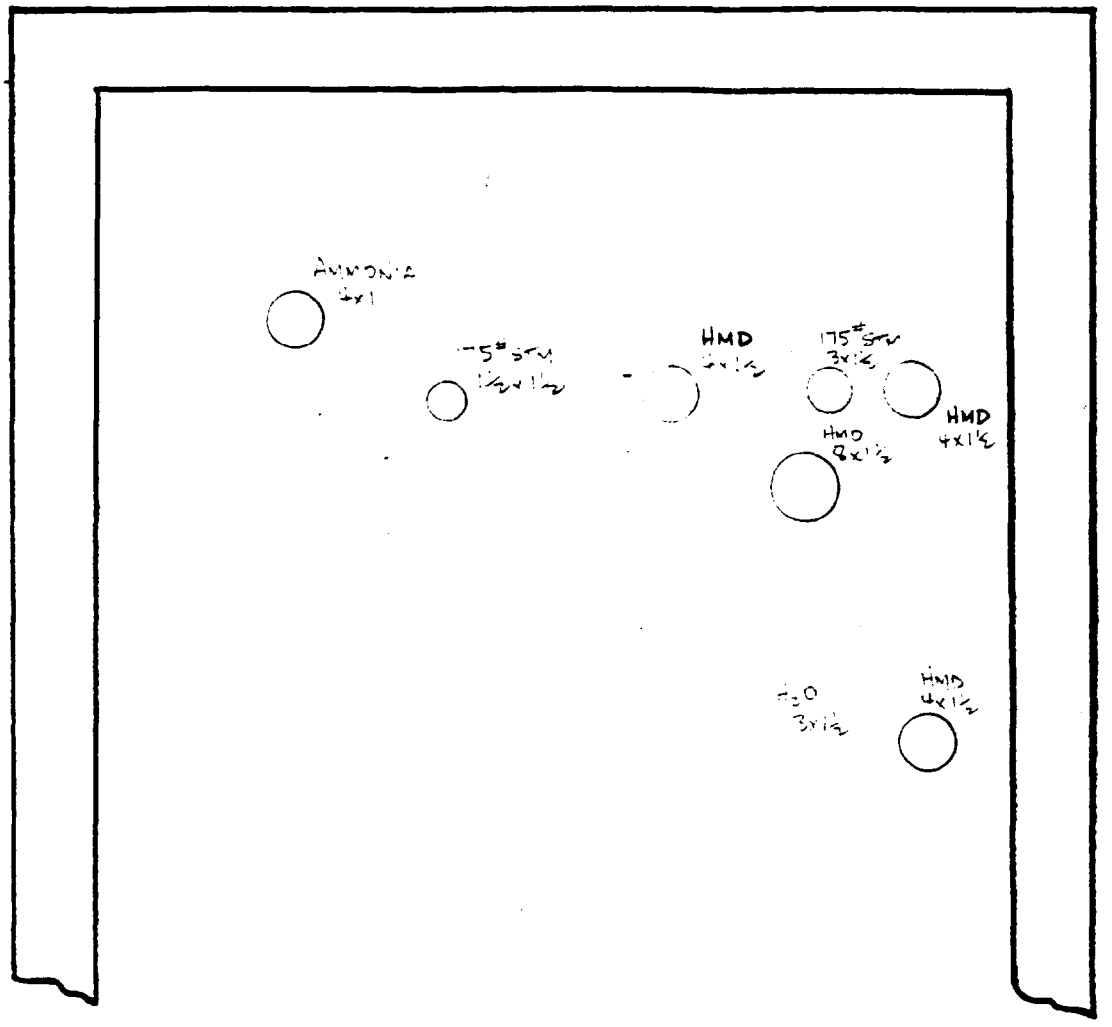

PIPE BRIDGE #5-A

SPRT 2E9 - 2E10

DUP 0318599

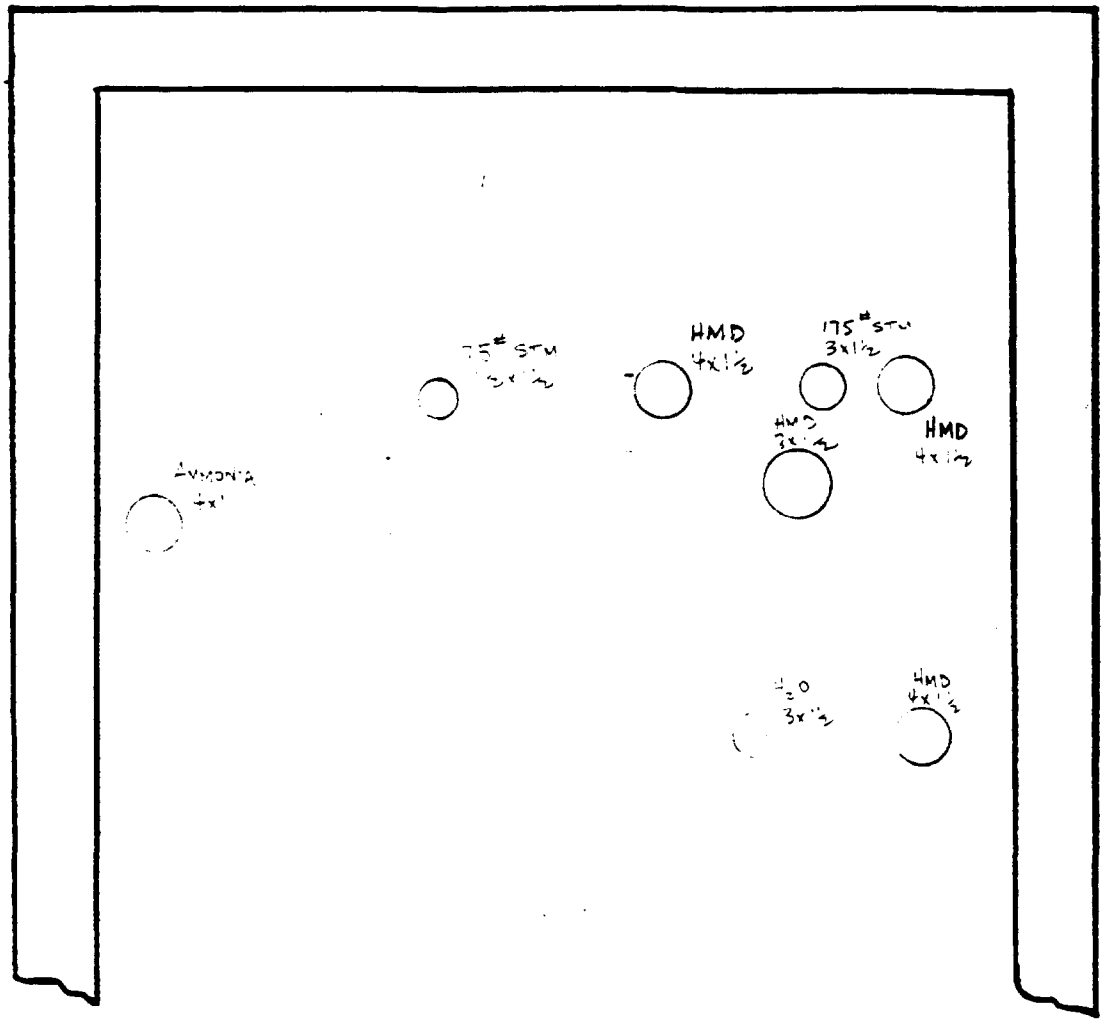

PIPE BRIDGE #5-A

SPRT 2 E 11

DUP 0318600

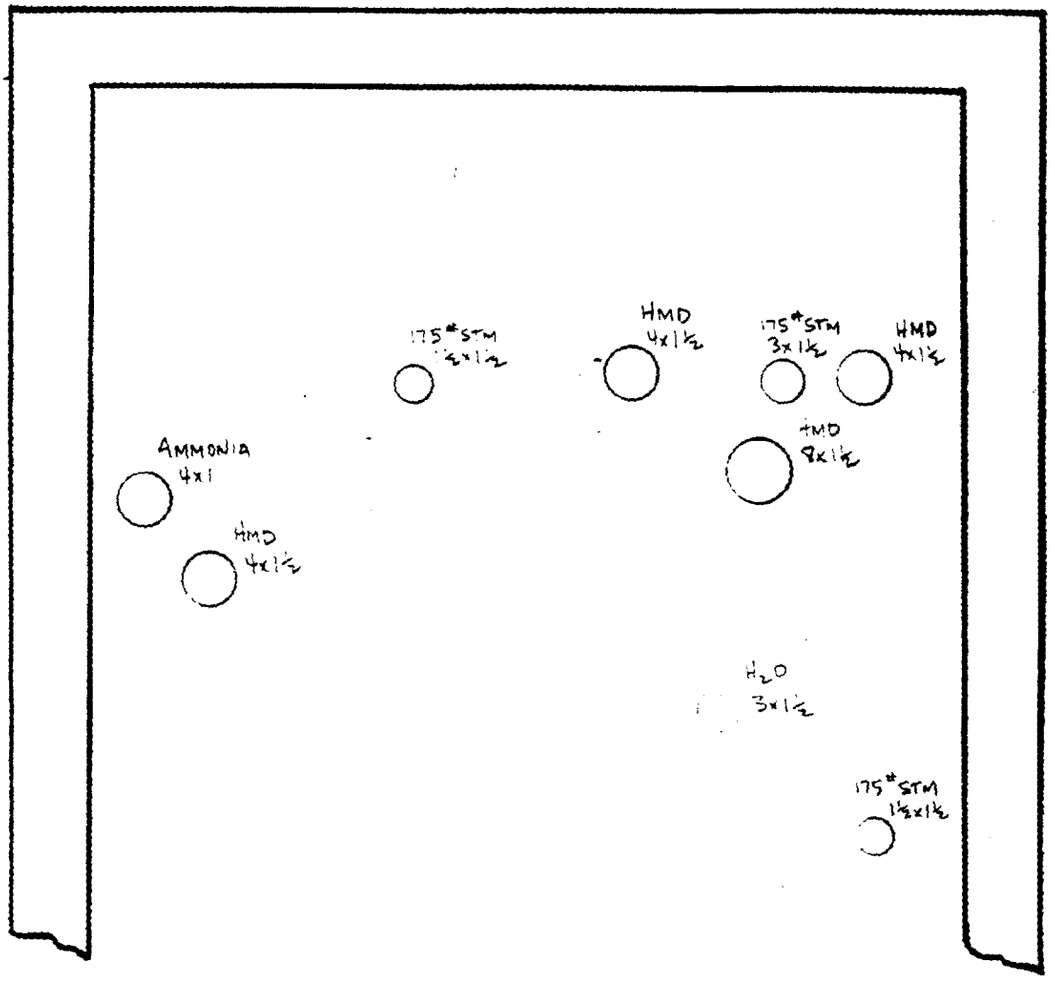

PIPE BRIDGE # 5-A

SPRT 2 E 12

DUP 0318601

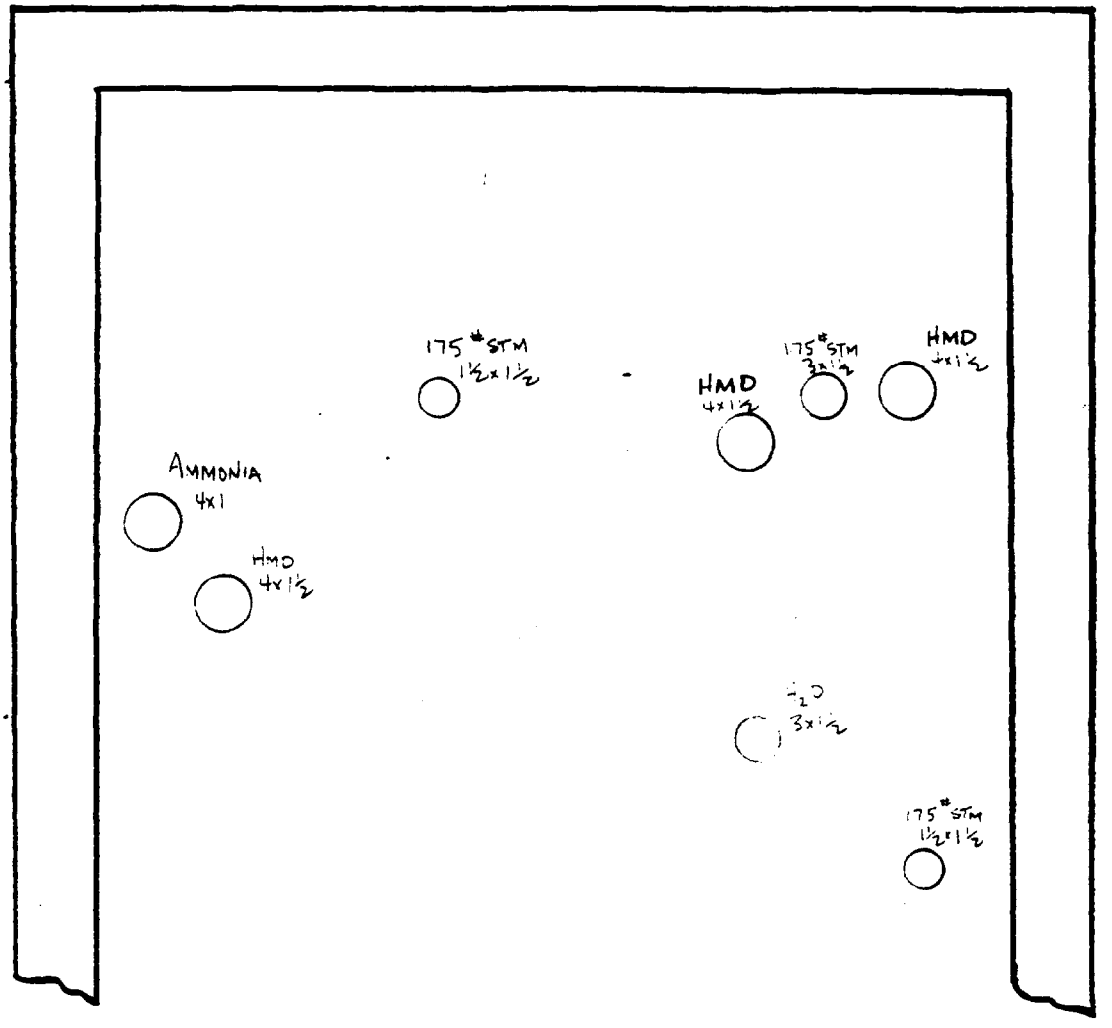

PIPE BRIDGE # 5-A

SPRT 2E13-2E14

DUP 0318602

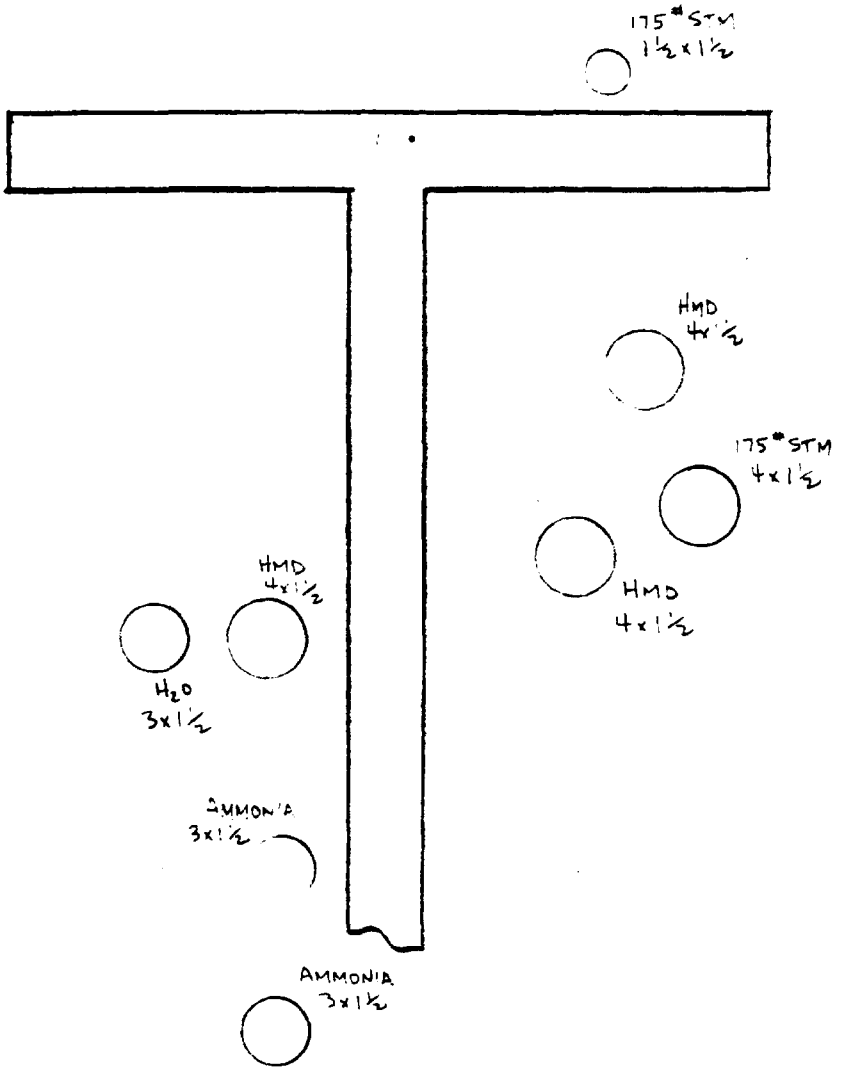

PIPE BRIDGE # 5-A

SPST 2E15 - 2E16

DUP 0318603

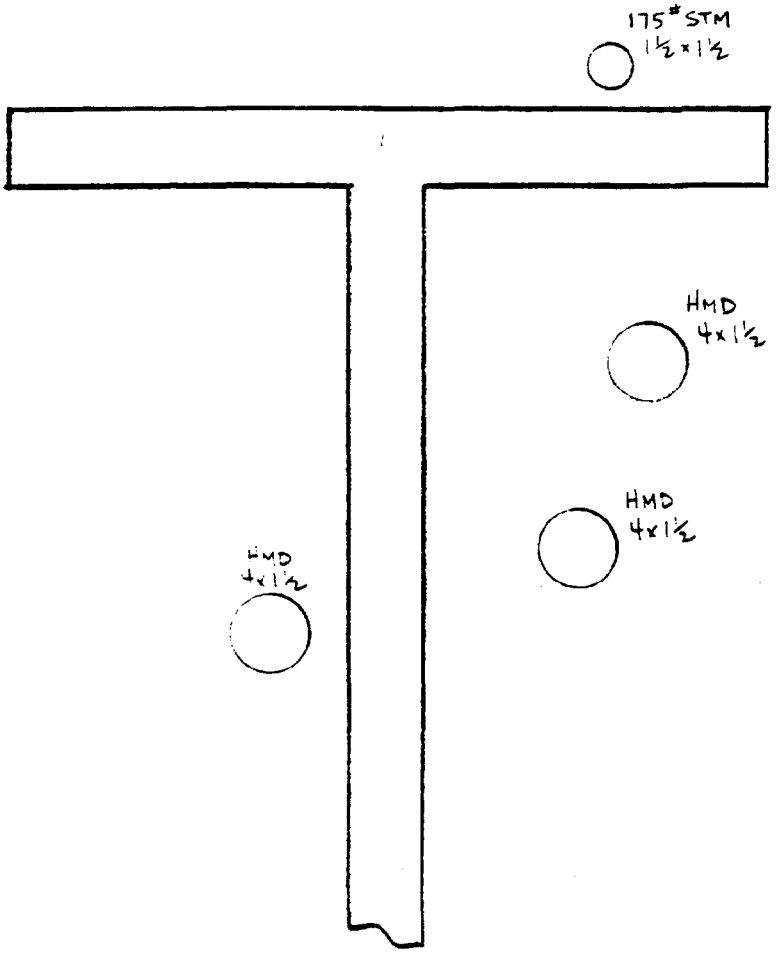

PIPE BRIDGE #5-A

SPRT 2E17

DUP 0318604

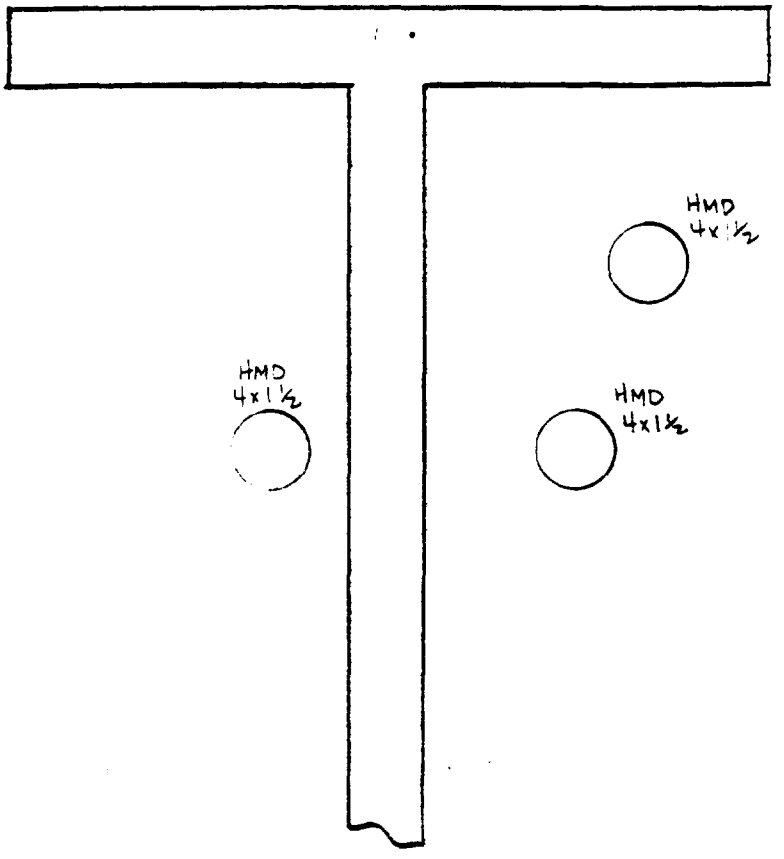

PIPE BRIDGE #5-A

SPRT 2E18-2E21

DUP 0318605

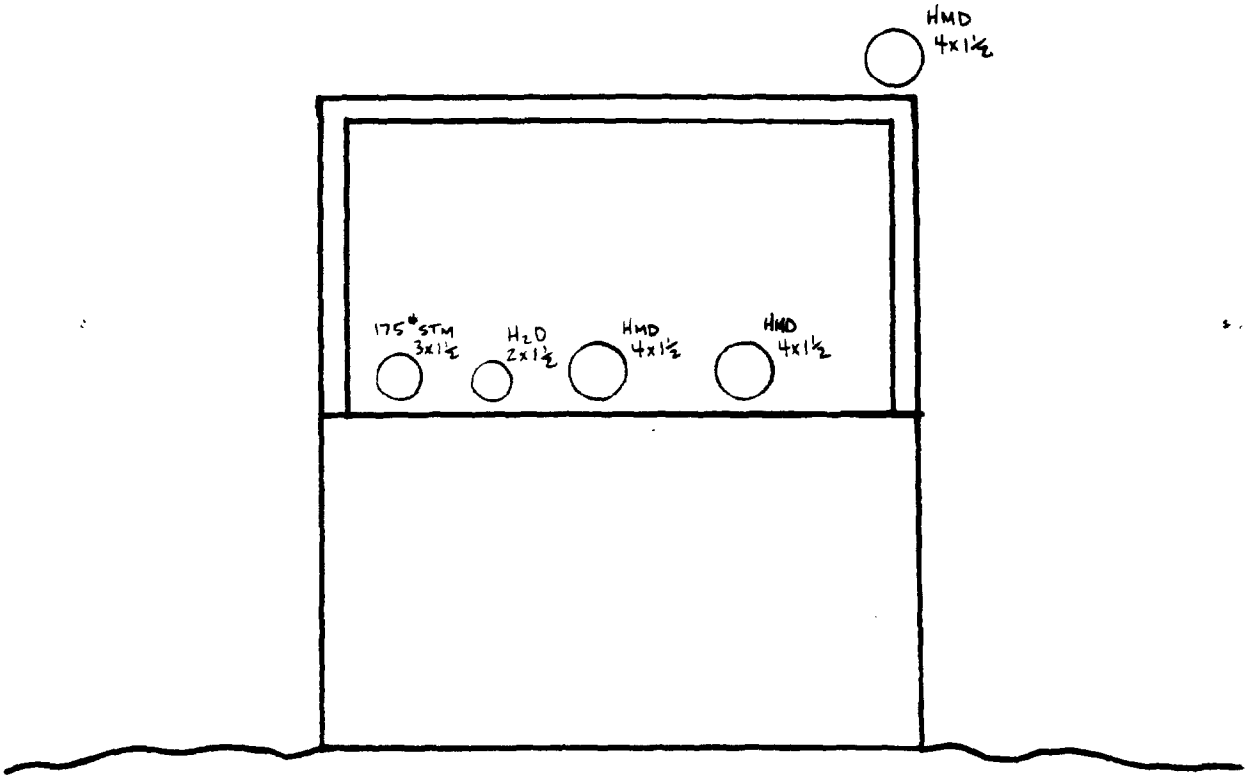

PIPE BRIDGE # 5-A

SPRT 2E27 - 2E40

DUP 0318606

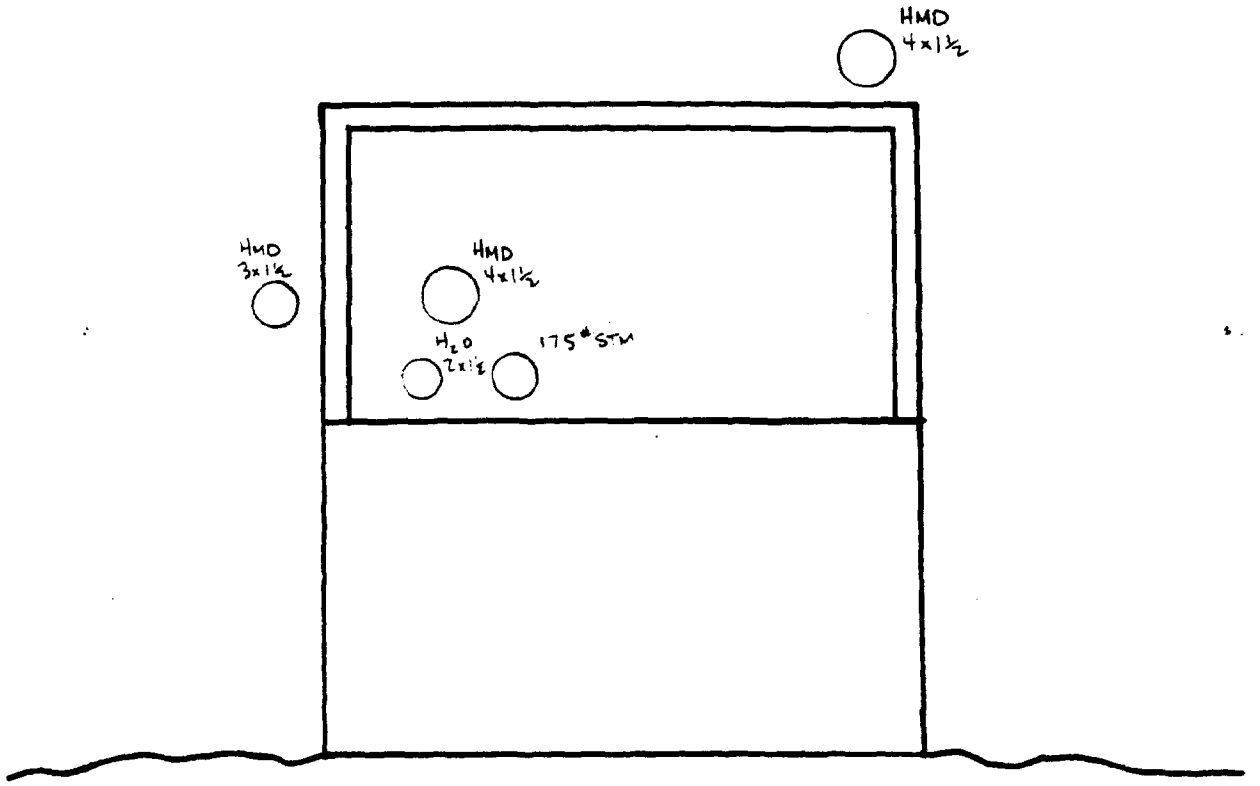

PIPE BRIDGE #5-A

SPRT 2E41

DUP 0318607

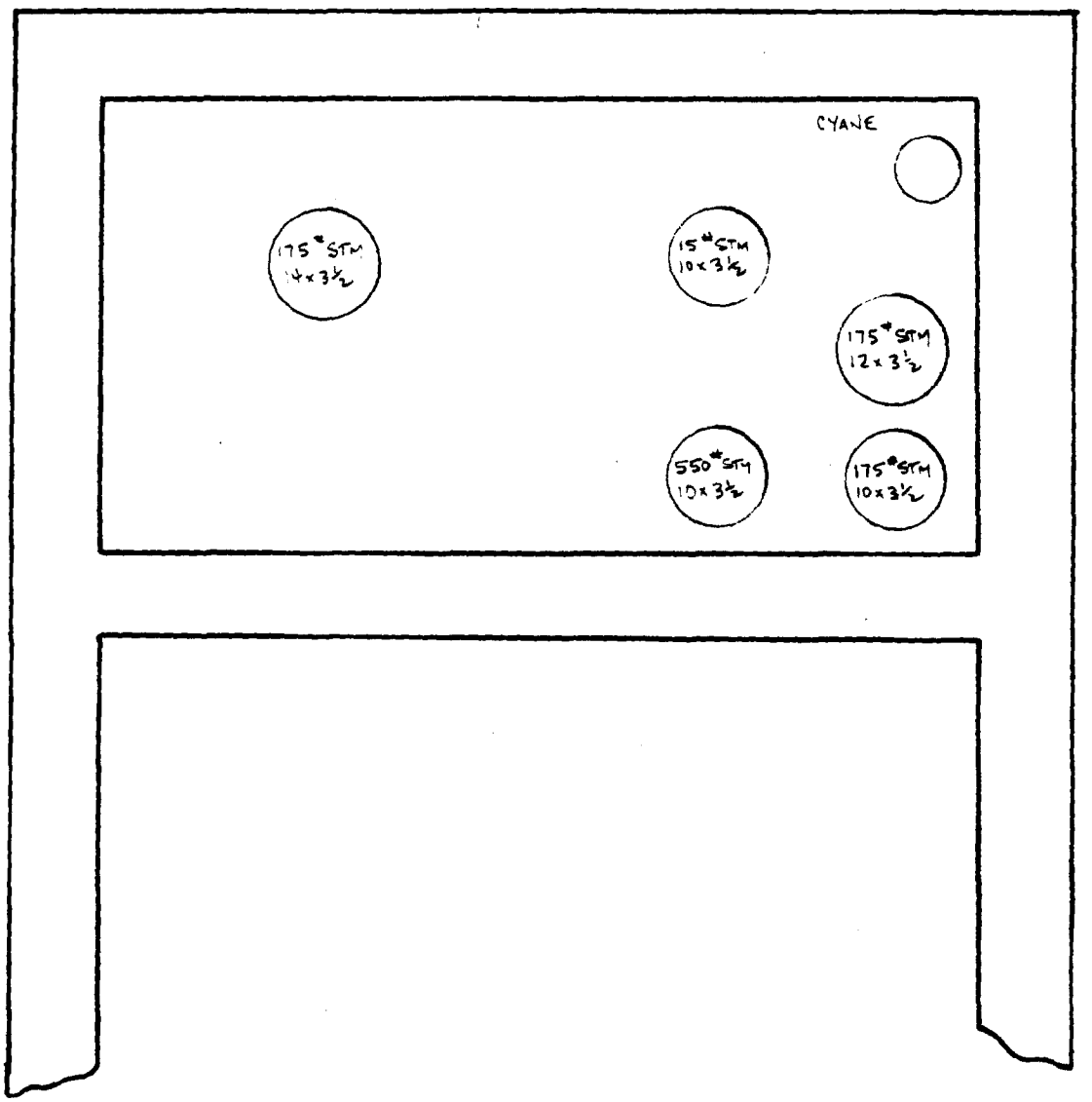

PIPE BRIDGE # 6

SPRT FN1 - FN2

DUP 0318608

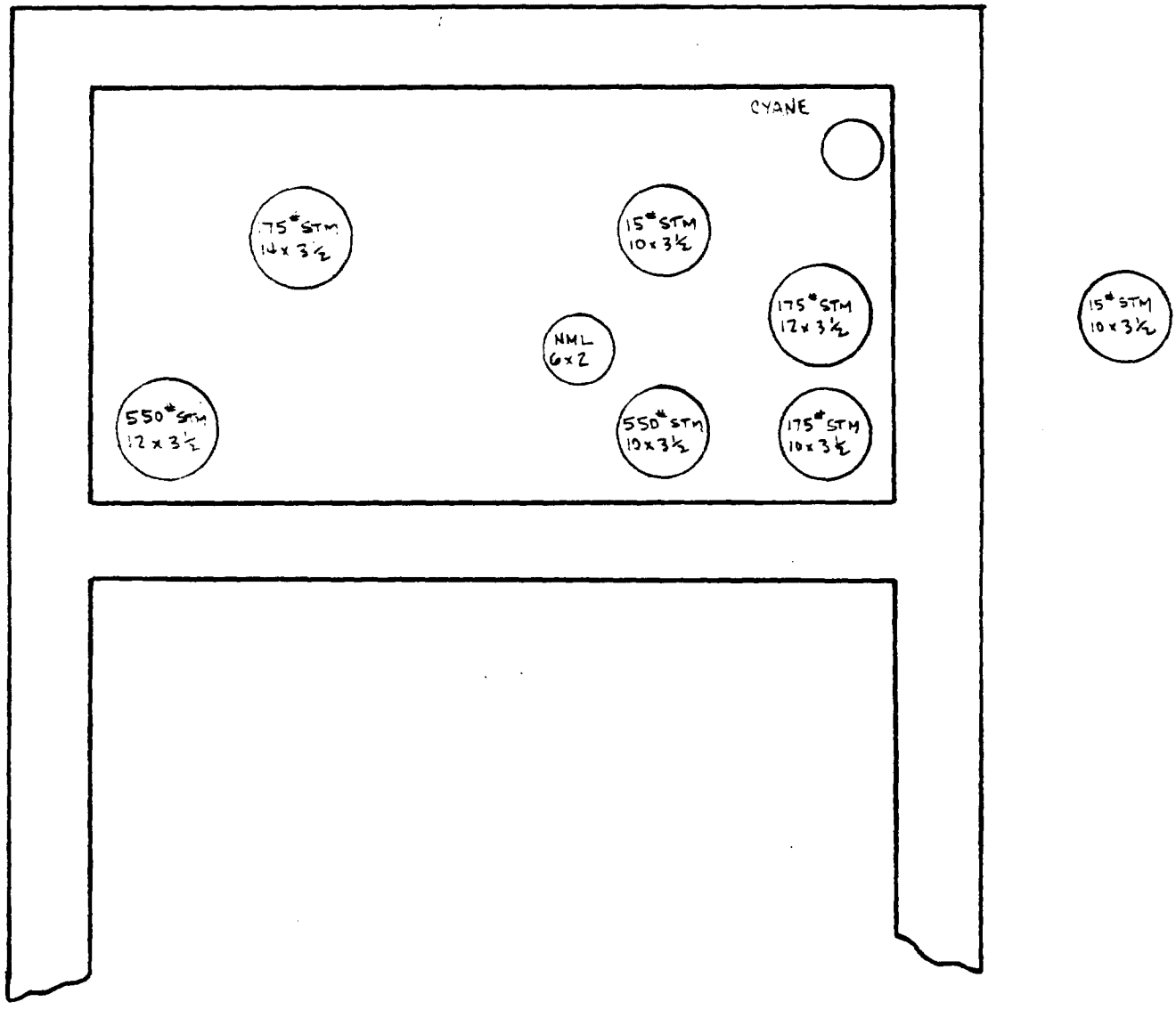

PIPE BRIDGE #6

SORT FN3-FN4

DUP 0318609

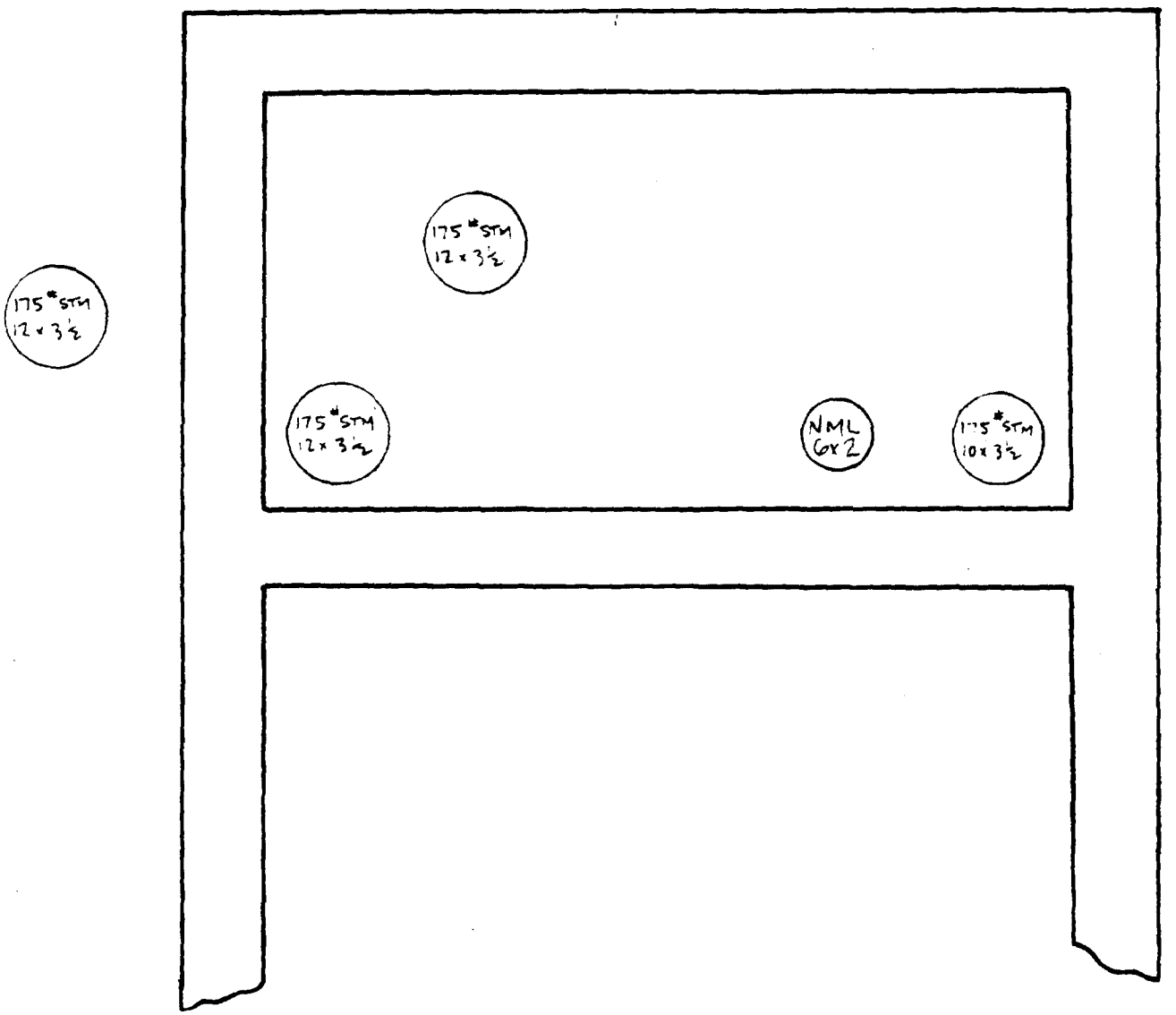

PIPE BRIDGE #6

SPRT FN 5

DUP 0318610

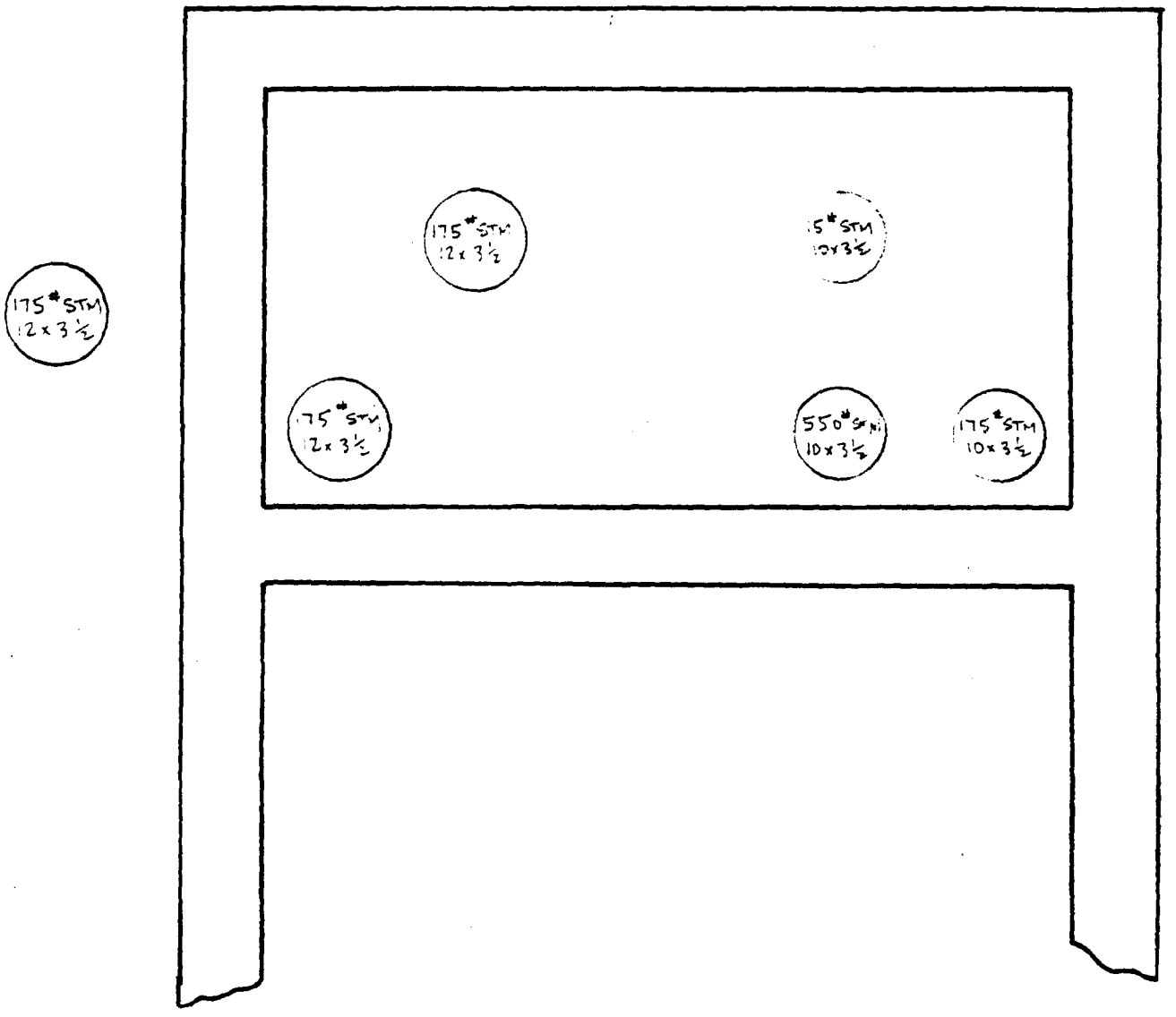

PIPE BRIDGE # 6

SPRT FN 6

DUP 0318611

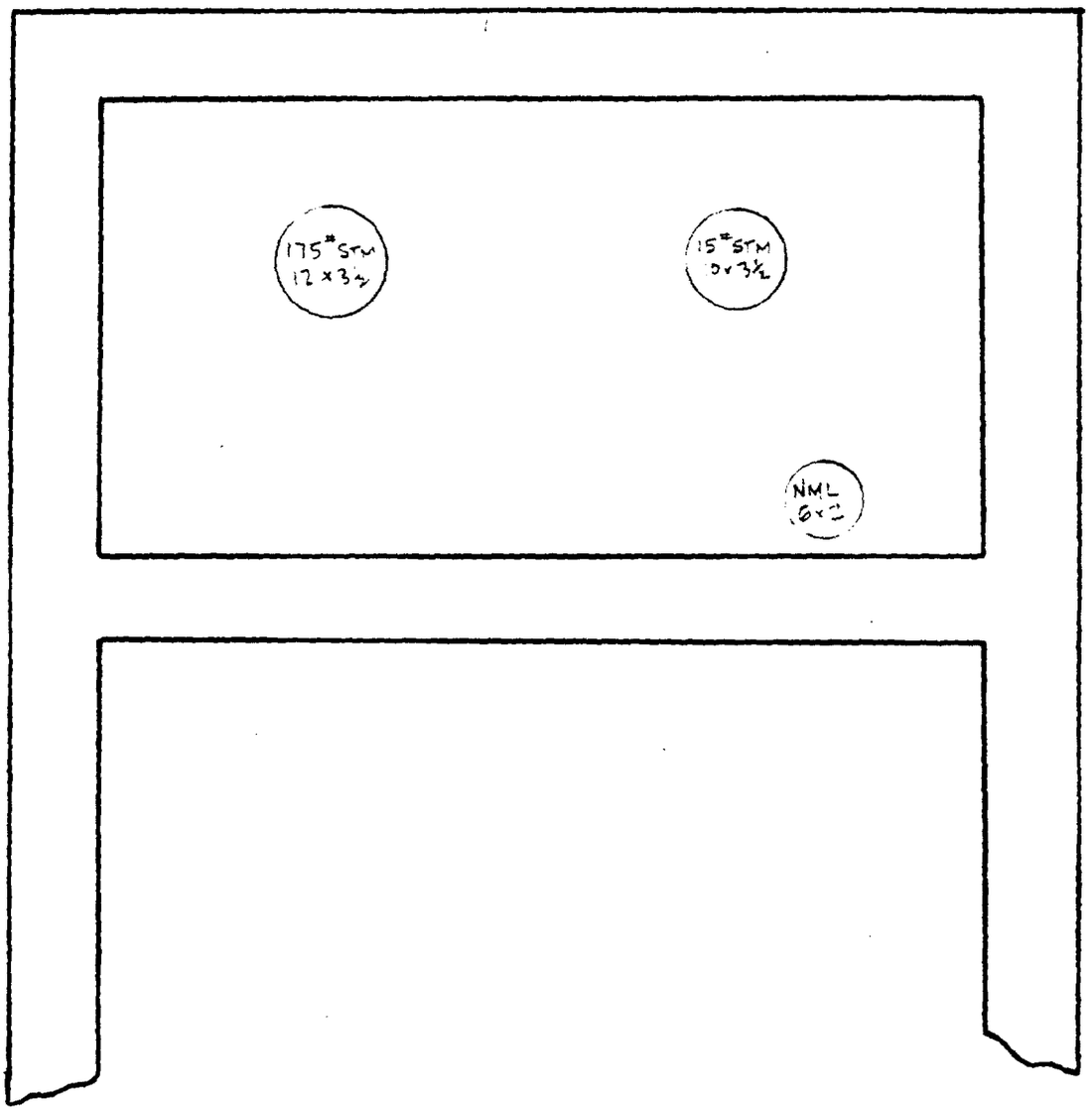

PIPE BRIDGE #6

SPRT FN7-FN9

DUP 0318612



PIPE BRIDGE #6

SEE FN10-FN11

DUP 0318613

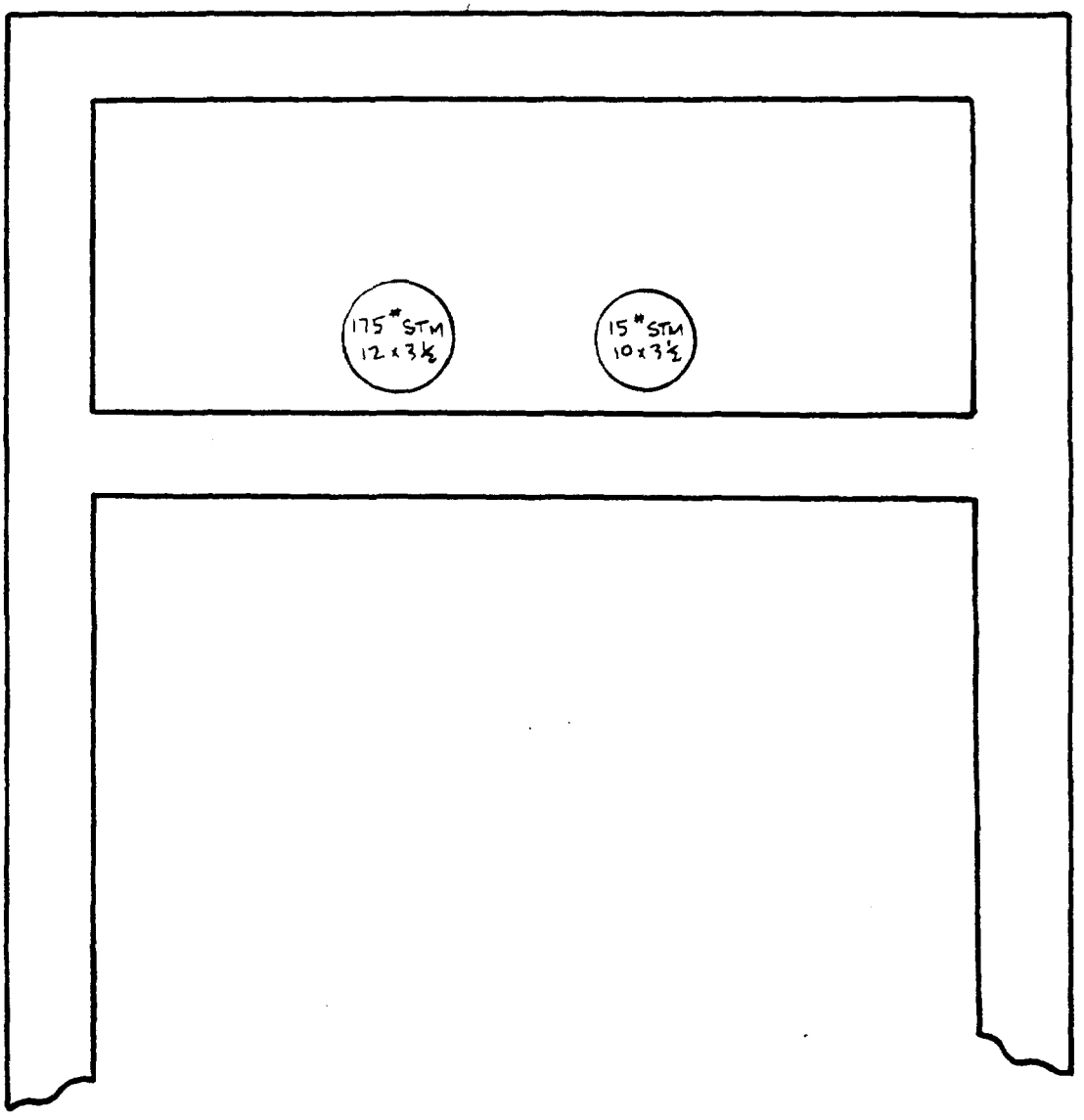

PIPE BRIDGE #6

SPRT FN12 - FN13

DUP 0318614

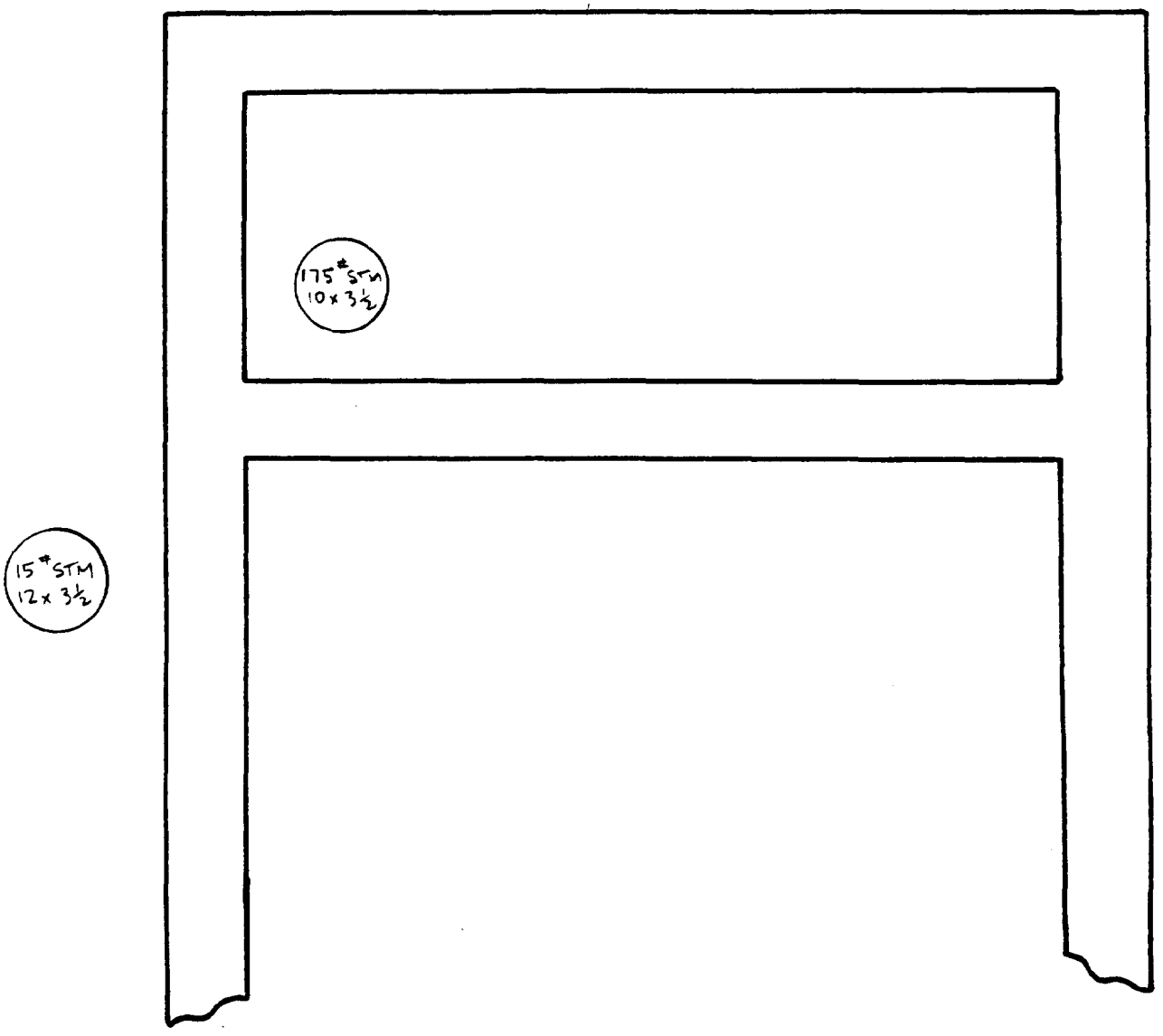

PIPE BRIDGE #6

SPRT FN 14 - FN 16

DUP 0318615

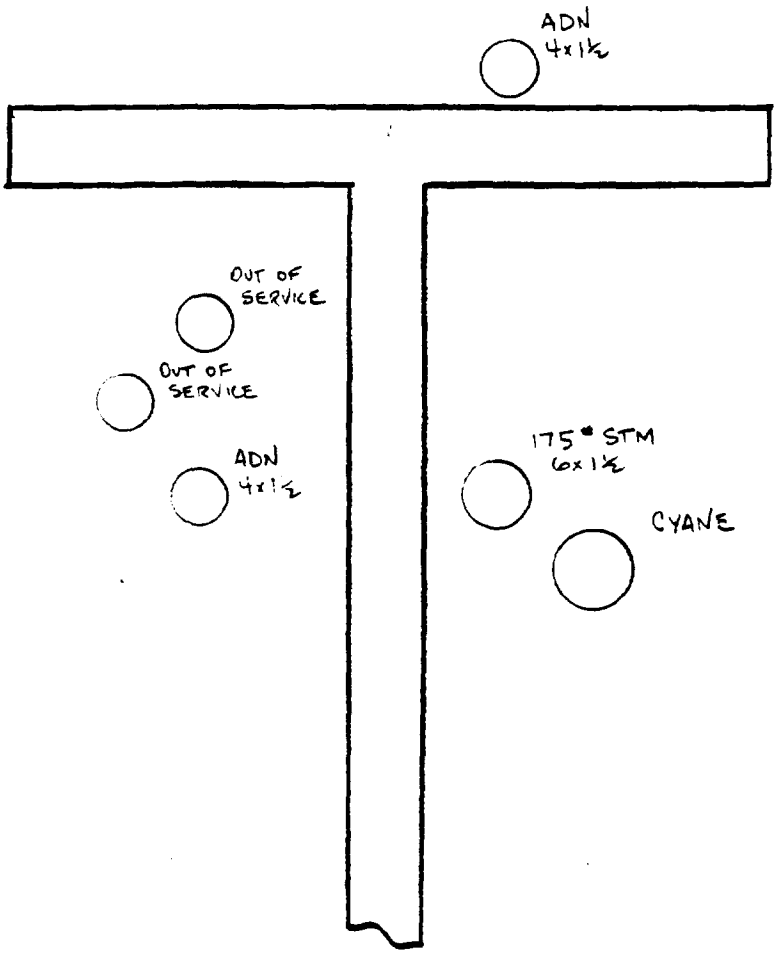

PIPE BRIDGE # 7

SPR- BS1 - BS3

DUP 0318616

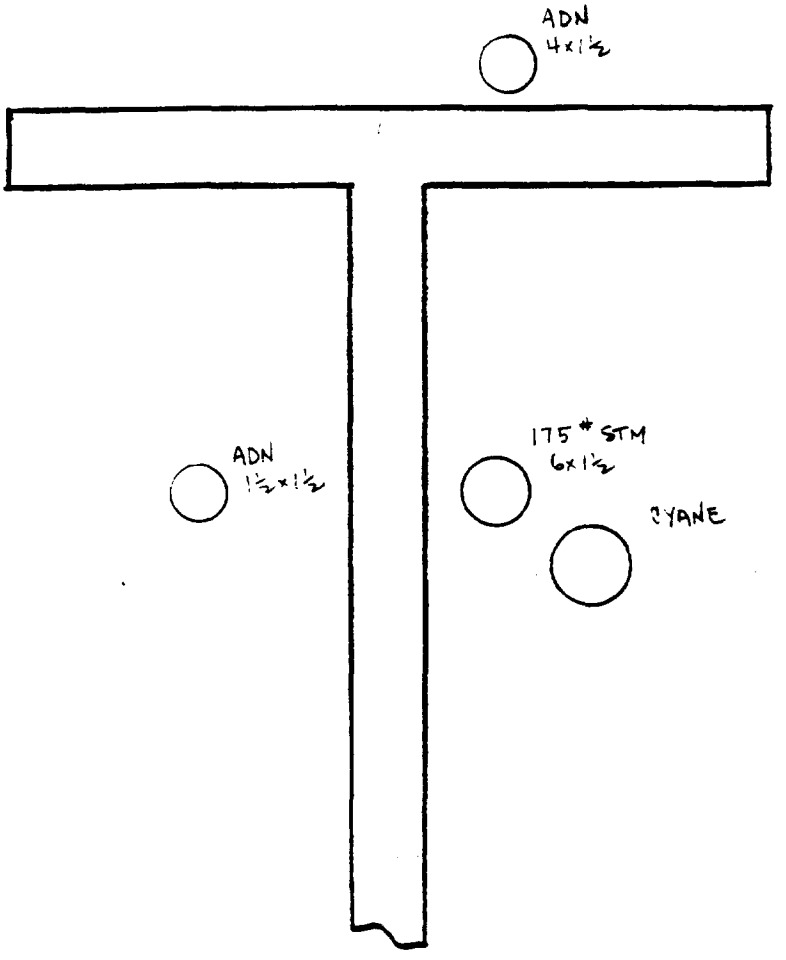

PIPE BRIDGE # 7

SPRT BS 4 - BS 67

DUP 0318617

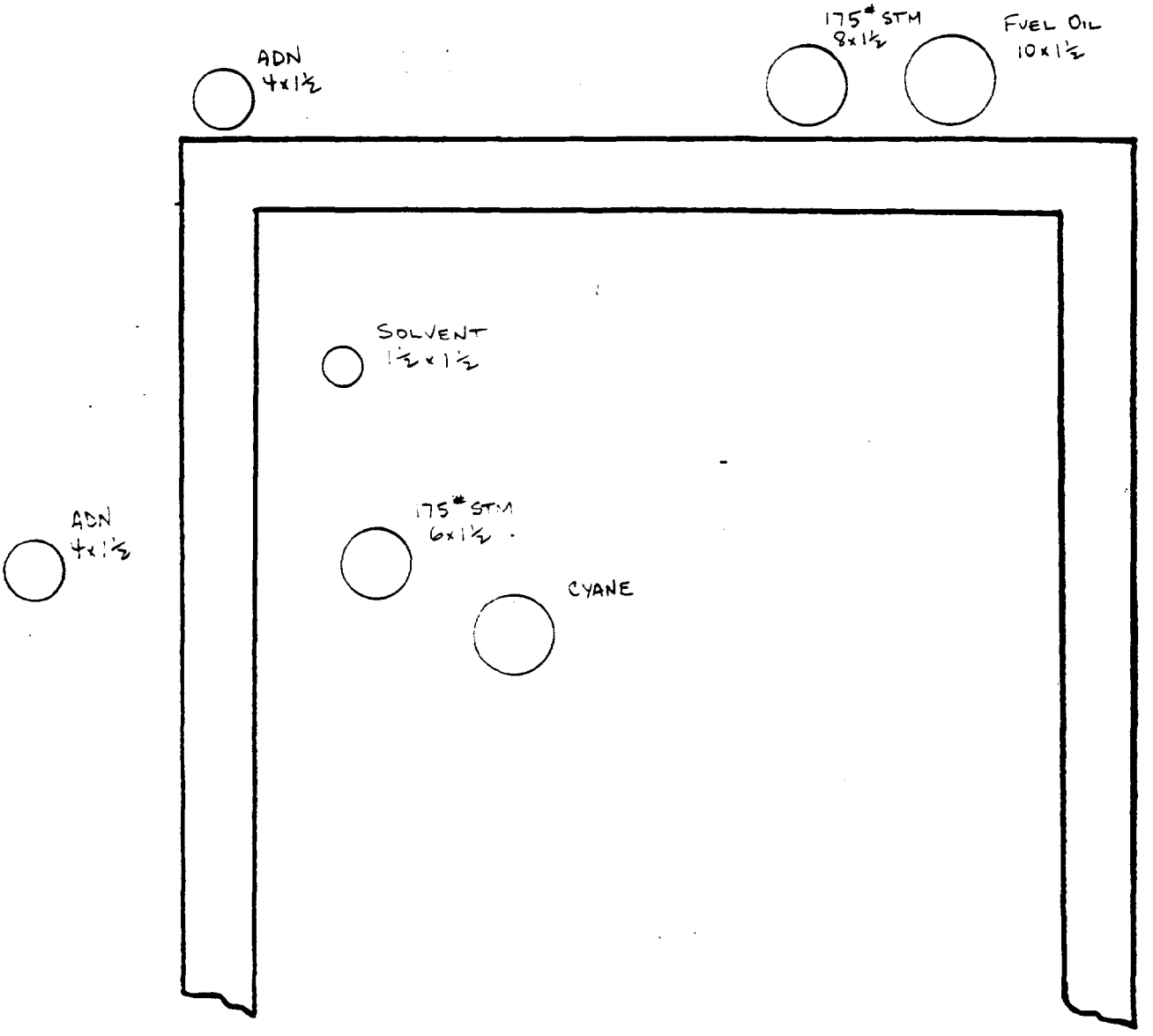

PIPE BRIDGE #7

SPRT BS68-BS79

DUP 0318618

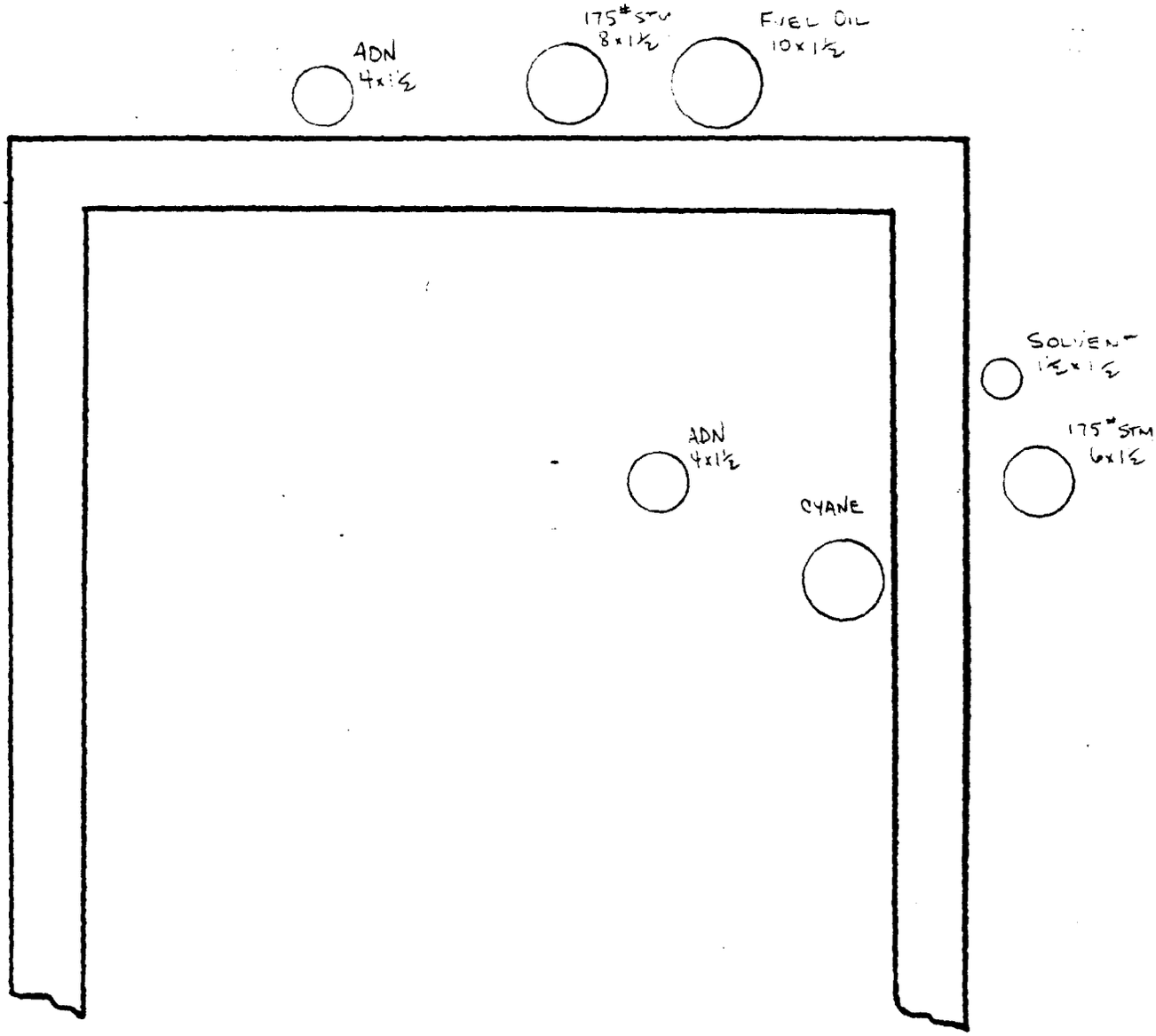

PIPE BRIDGE # 7

SPRT BS80 - BS 85

DUP 0318619

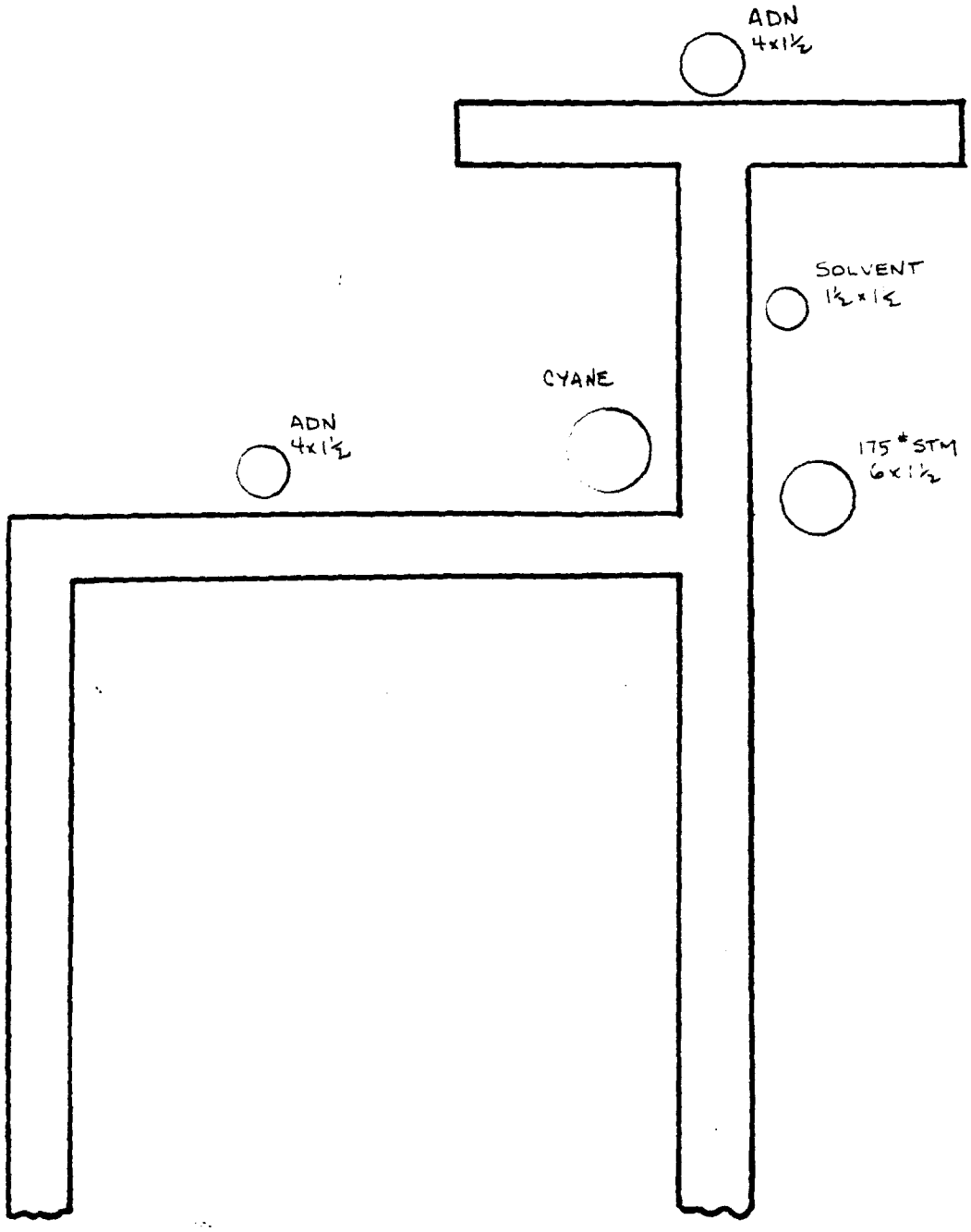

PIPE BRIDGE # 7

SPOT BS86-BS90

DUP 0318620

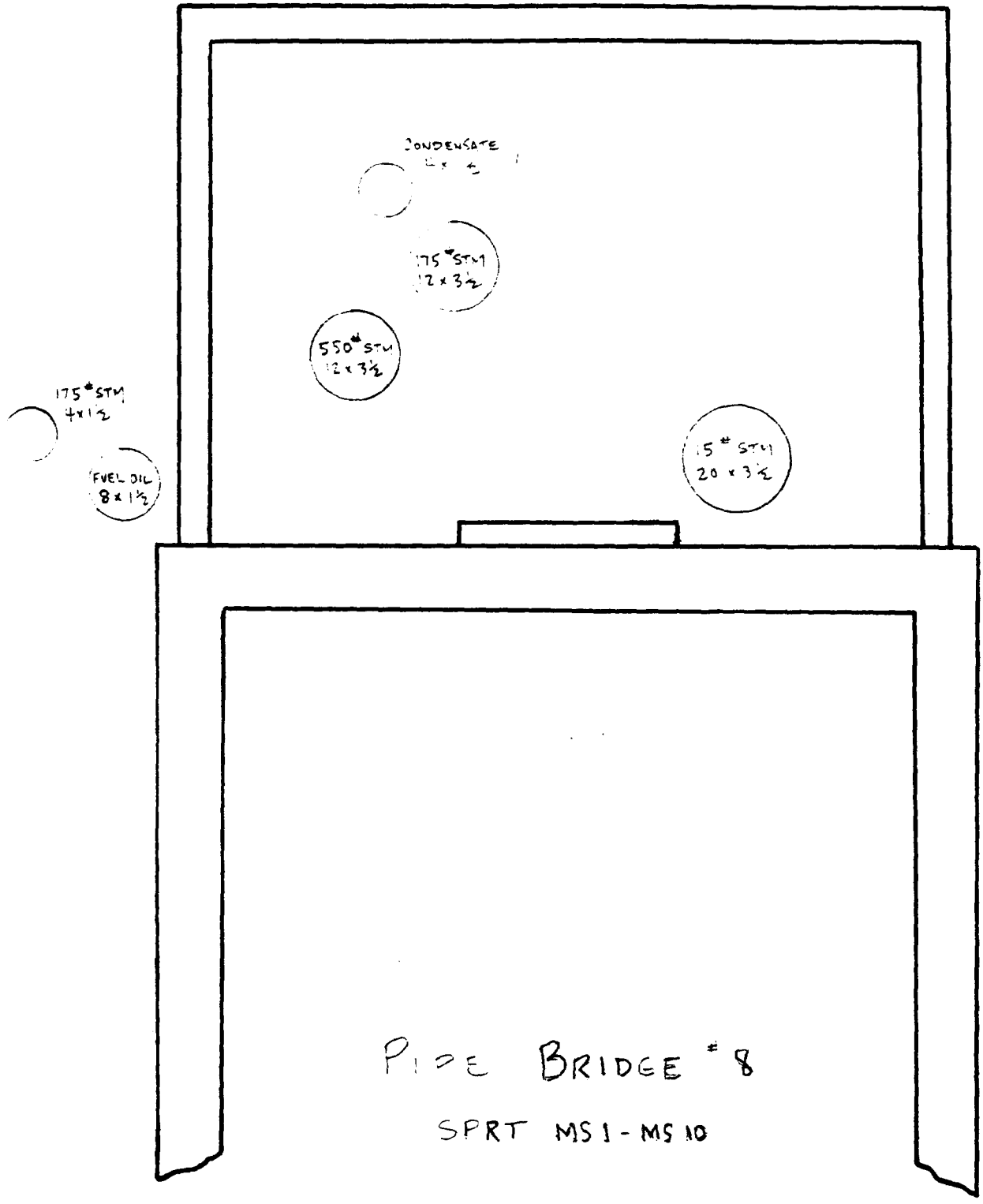

PIPE BRIDGE # 8

SPRT MS 1 - MS 10

DUP 0318621



PIPE BRIDGE # 8

SPRT MS 11

DUP 0318622


175# STM
10 x 3 S
550# STM
6 x 1 1/2
175# STM
4 x 1 S
FUEL OIL
8 x 1 1/2
PIPE BRIDGE # 8
SPRT MS 12

DUP 0318623

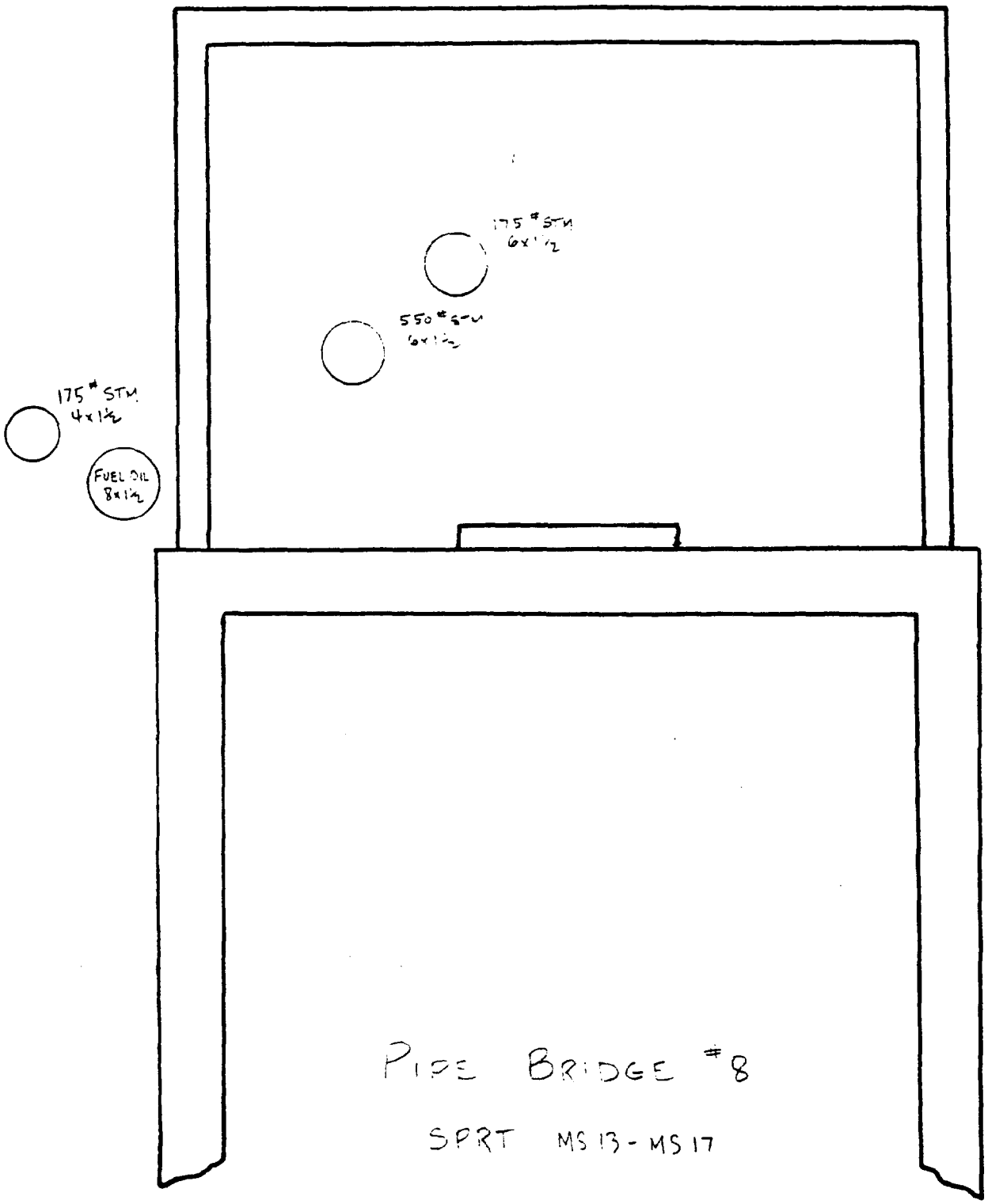

PIPE BRIDGE #8

SPRT MS 13 - MS 17

DUP 0318624

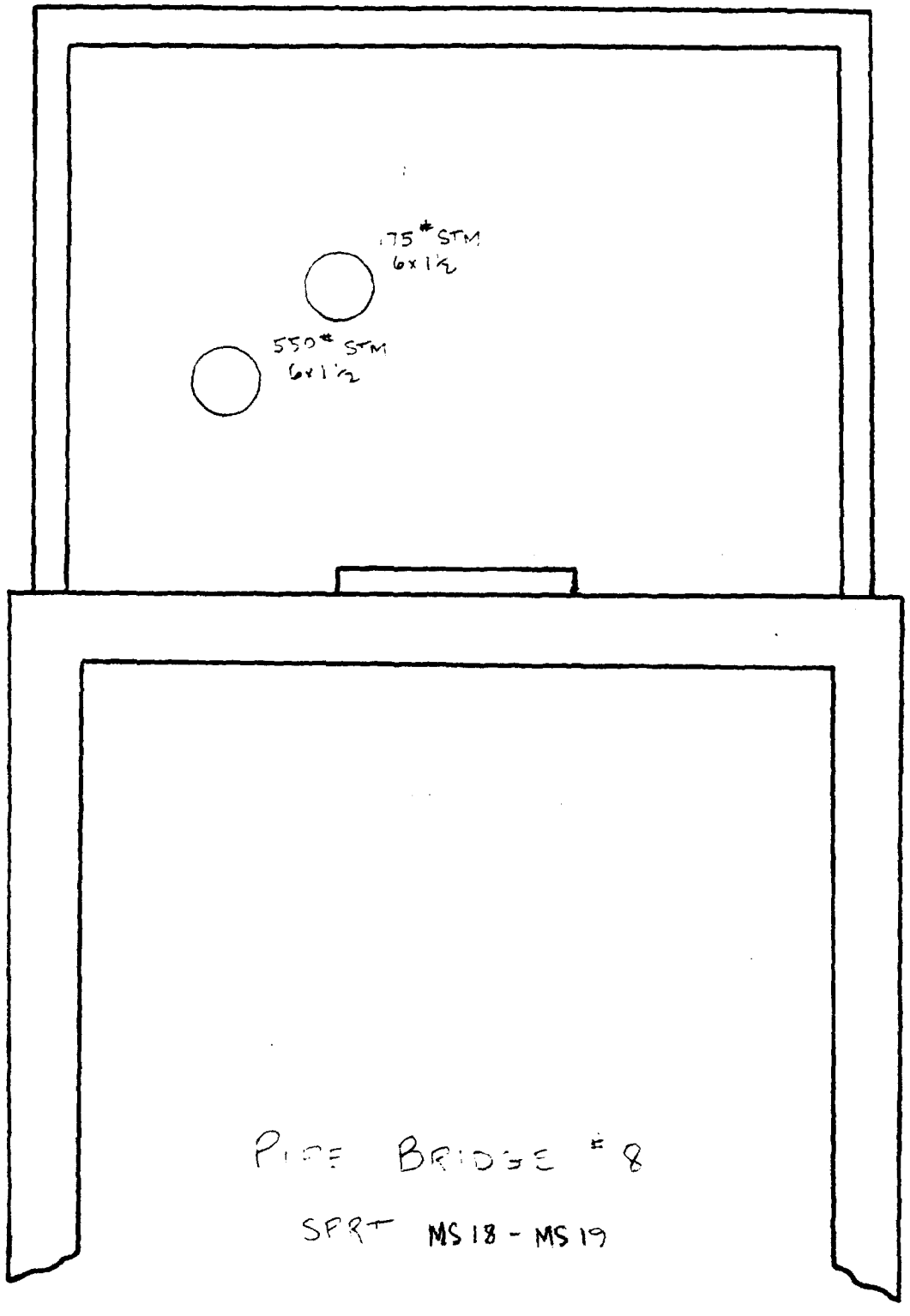

PIPE BRIDGE #8

SFRT MS 18 - MS 19

DUP 0318625

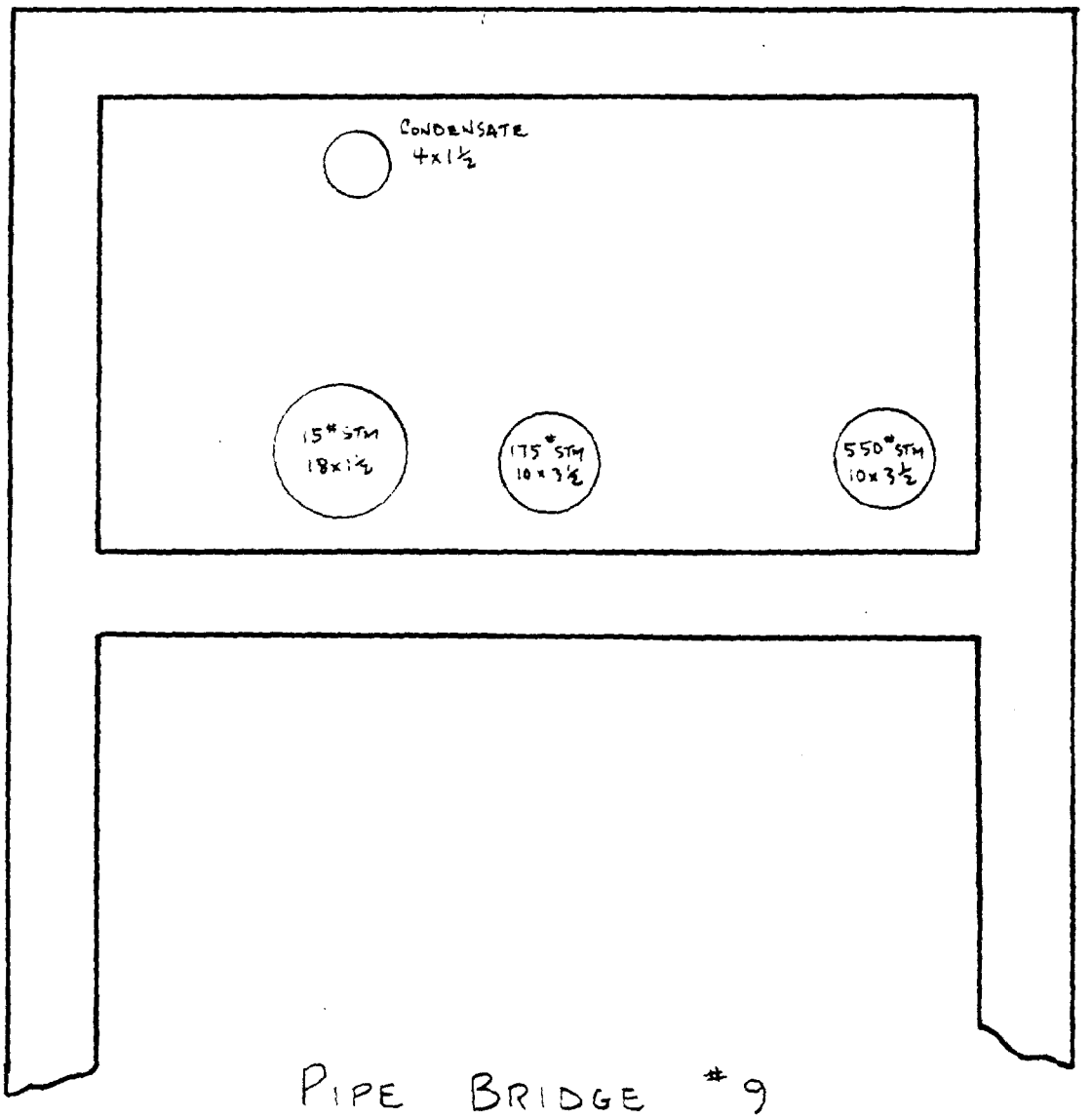

PIPE BRIDGE #9

SPRT 4E1 - 4E16

DUP 0318626



PIPE BRIDGE #9

SPRT 4E17 - 4E24

DUP 0318627

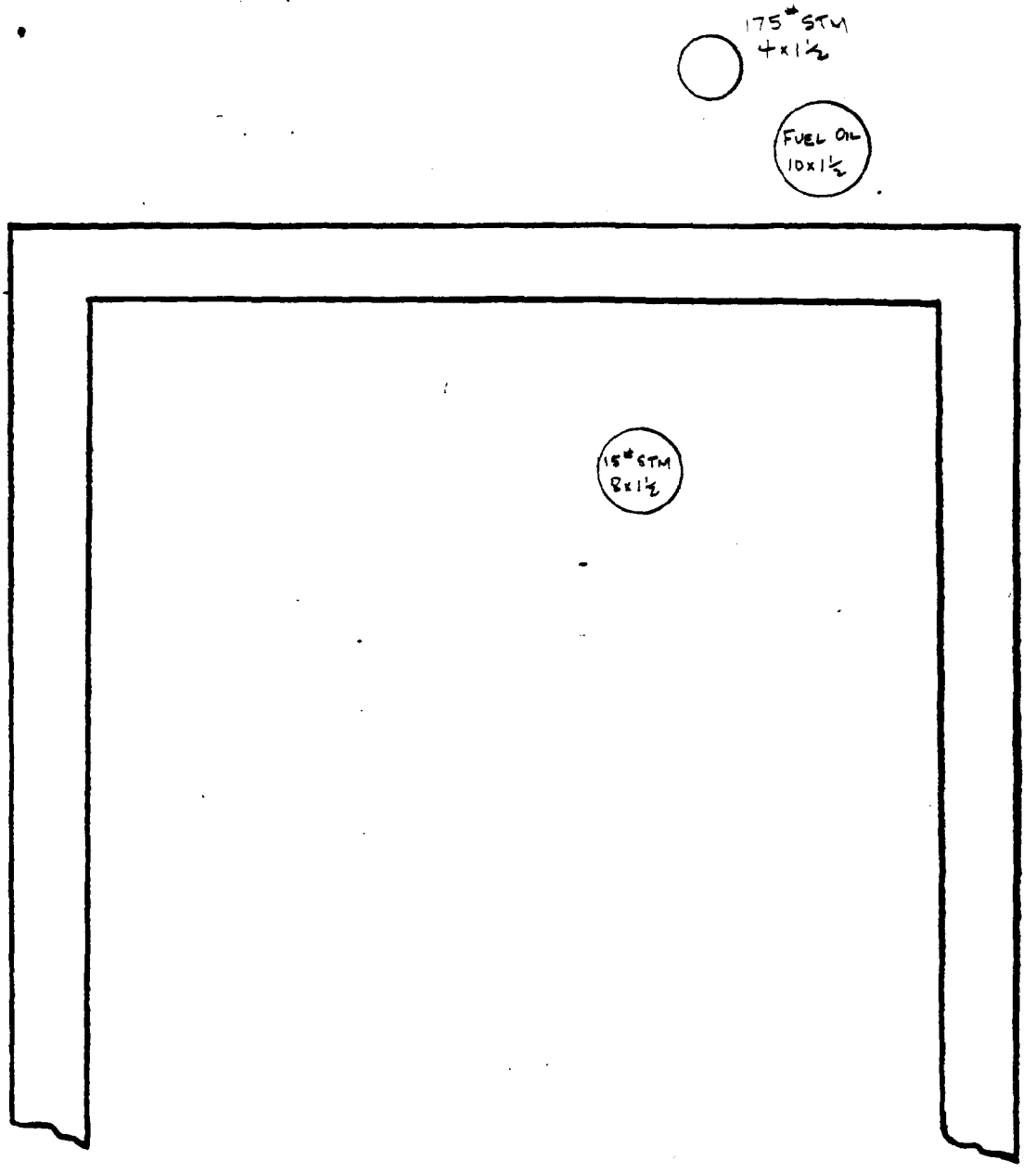

PIPE BRIDGE #12

SPRT 5E1-5E2

DUP 0318628



PIPE BRIDGE # 12

SPRT 5E3 - 5E18

DUP 0318629

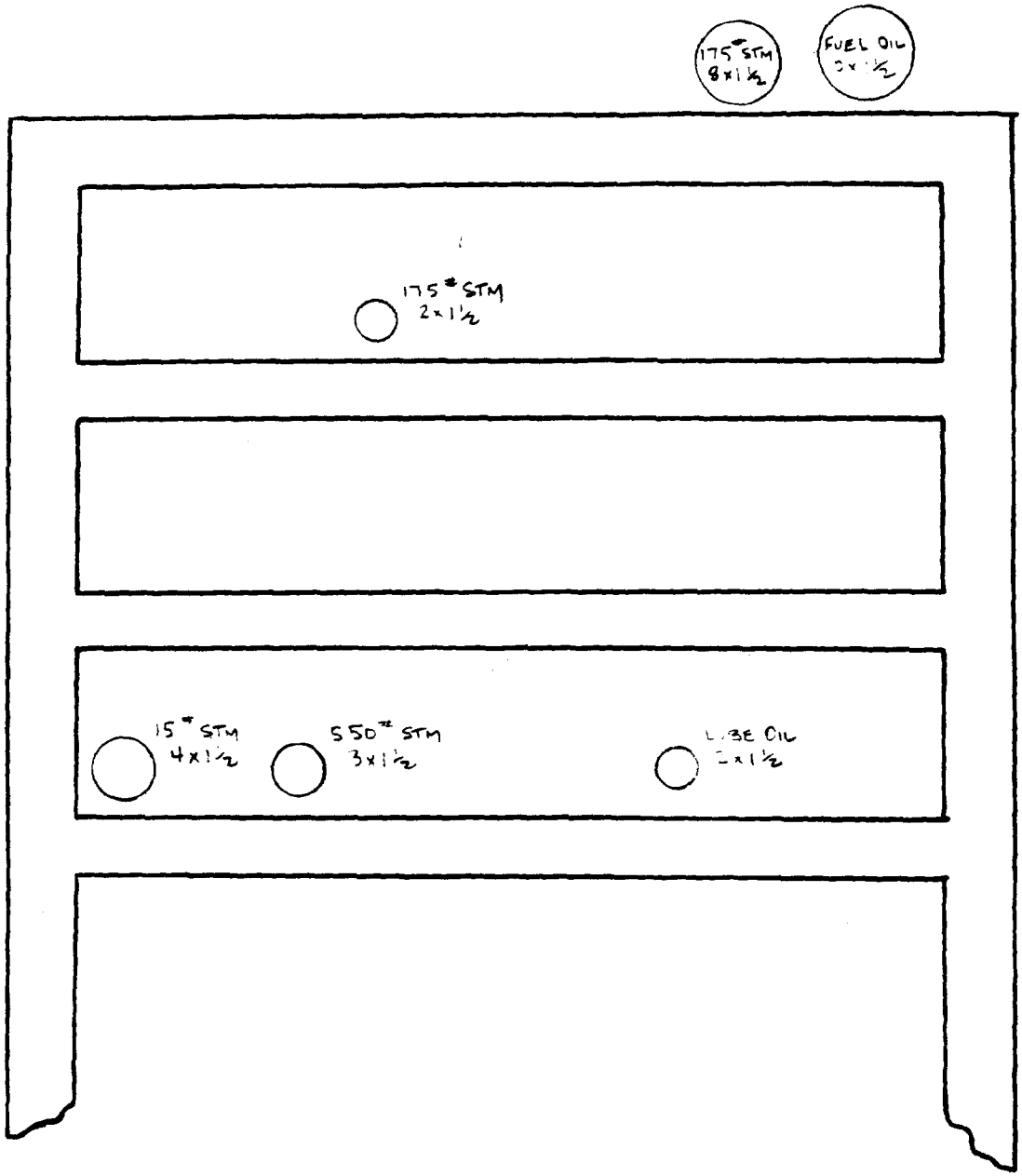

PIPE BRIDGE #12

SPRT 5E19 - 5E36

DUP 0318630



PIPE BRIDGE #12

SPRT 5E37-5E60

DUP 0318631



PIPE BRIDGE #12

SPRT 5E61-5E67

DUP 0318632

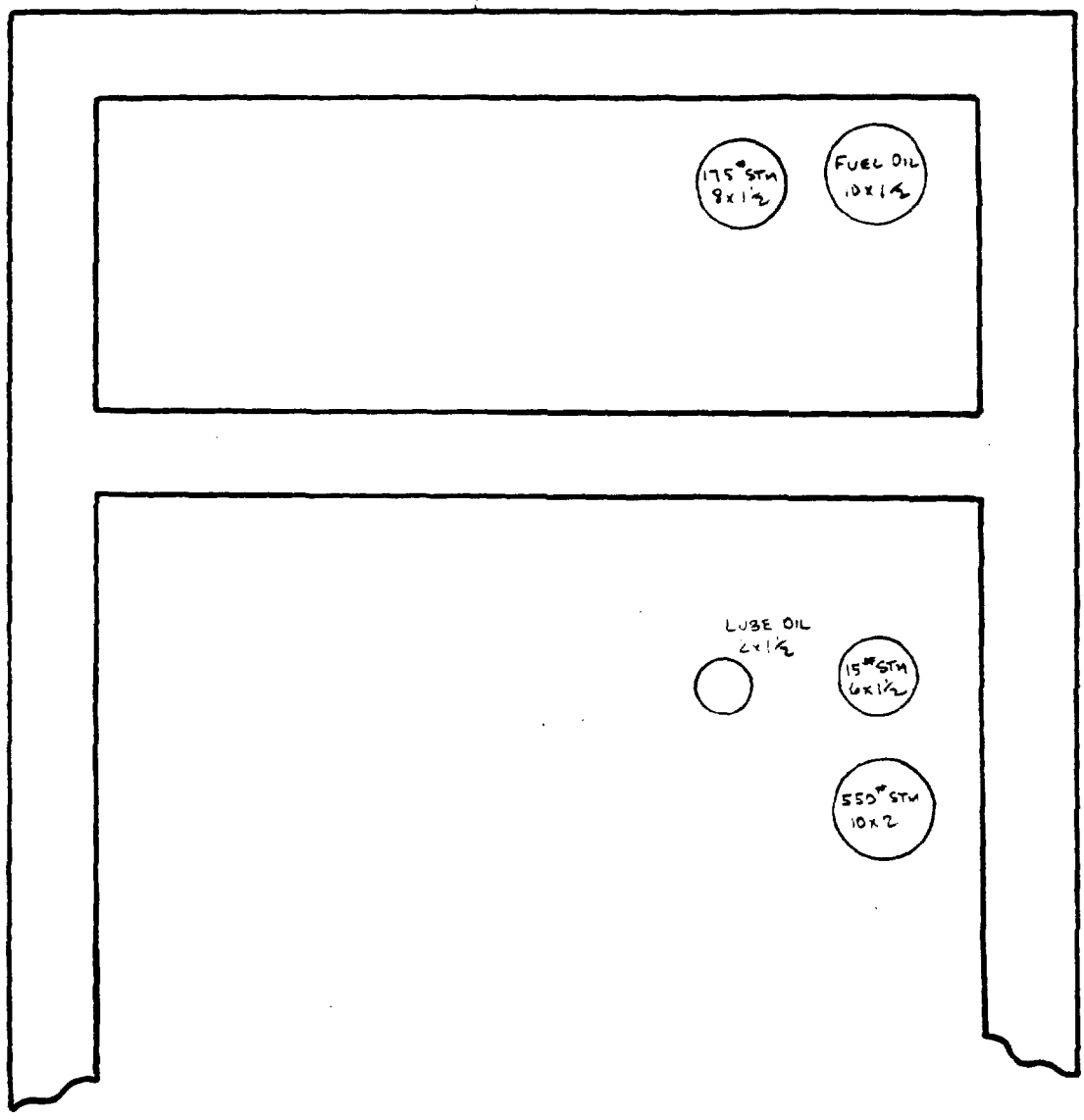

PIPE. BRIDGE # 12

SPRT 5E68-5E77

DUP 0318633



PIPE BRIDGE # 12

SPRT SE TB

DUP 0318634



PIPE BRIDGE # 12

SPRT SE 79-SE 97

DUP 0318635



PIPE BRIDGE # 12

SPRT 5E98 - 5E114

DUP 0318636

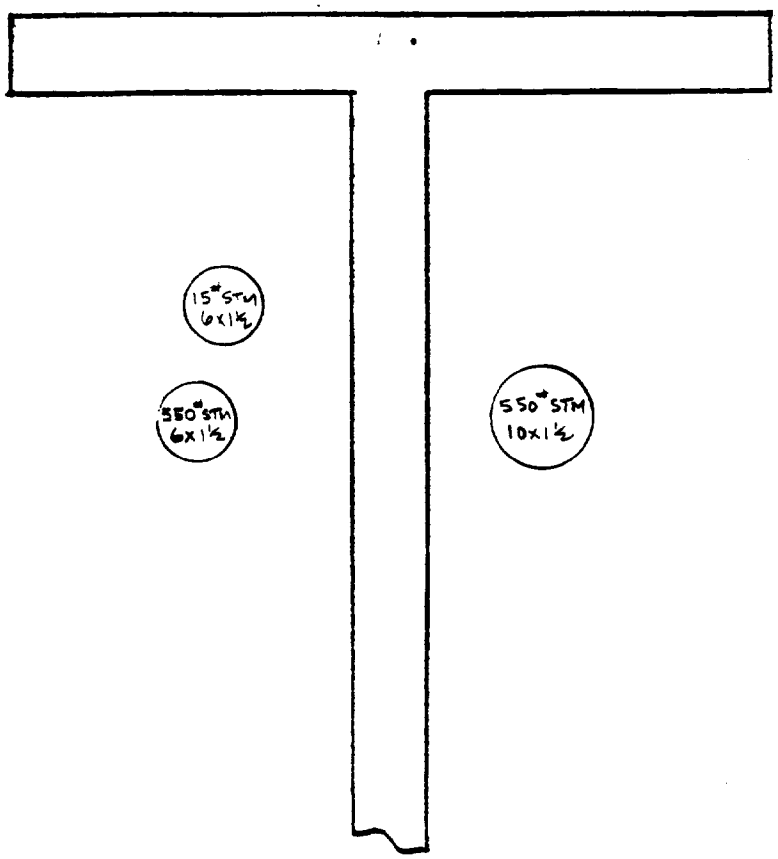

PIPE BRIDGE # 13

SPRT GN1 - GN11

DUP 0318637

DUP 0318638

102 BLDG

1. #1 PRECIPITATOR
2. #2 PRECIPITATOR
3. #3 PRECIPITATOR
4. #4 PRECIPITATOR
5. #5 PRECIPITATOR
6. SWITCH GEAR ROOM
7. #1 MAGNESIUM DISSOLVER
8. #2 MAGNESUM DISSOLVER
9. #1 SOFT H_2O PUMP
10. #2 SOFT H_2O PUMP
11. #3 SOFT H_2O PUMP
12. #4 SOFT H_2O PUMP
13. #5 SOFT H_2O PUMP
14. DEMINERALIZED H_2O TK.
15. DEMINERALIZED H_2O TK.
16. CHEMICAL MIXING TK.

DUP 0318639

DUP 0318640

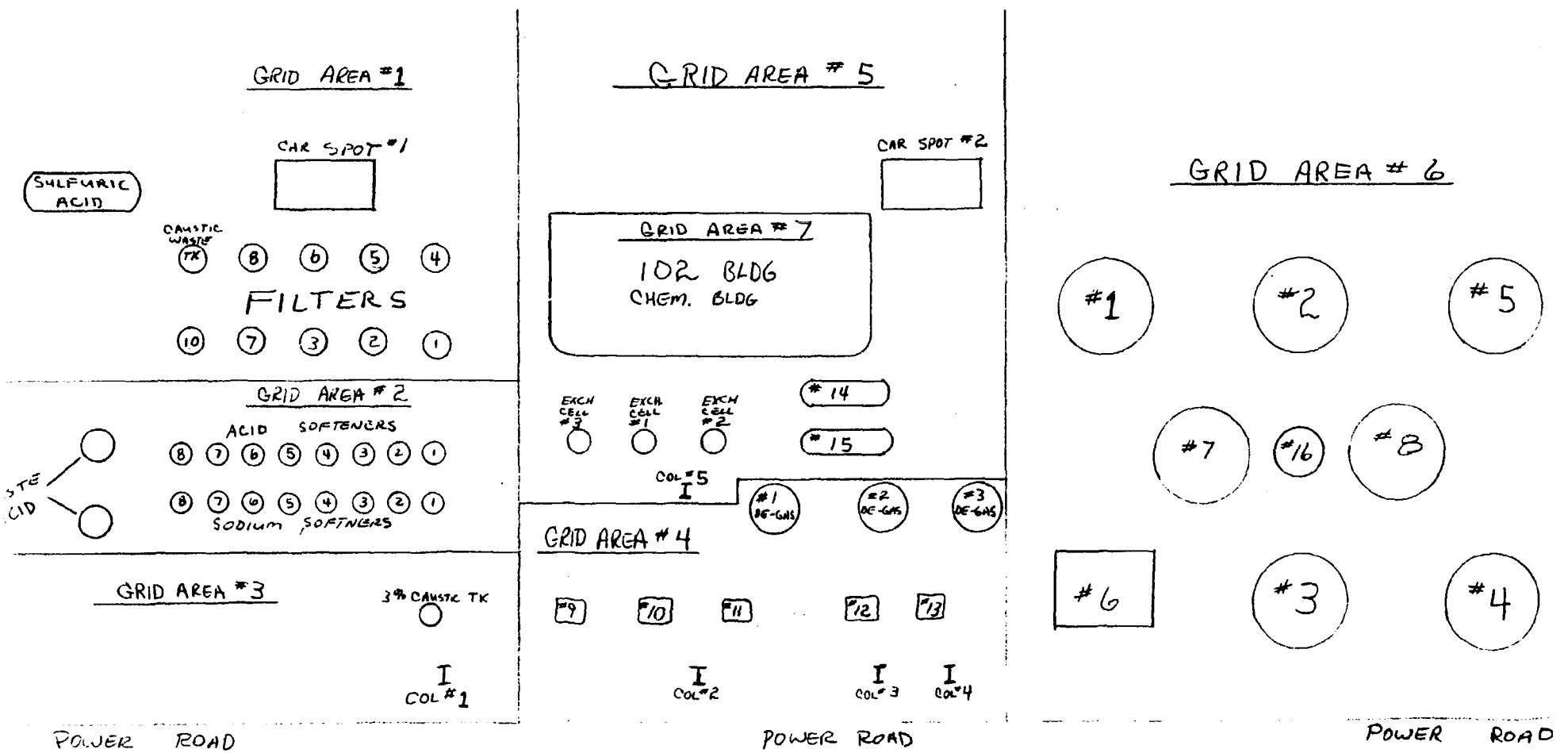

102 WATER TREATMENT

DUP 0318641

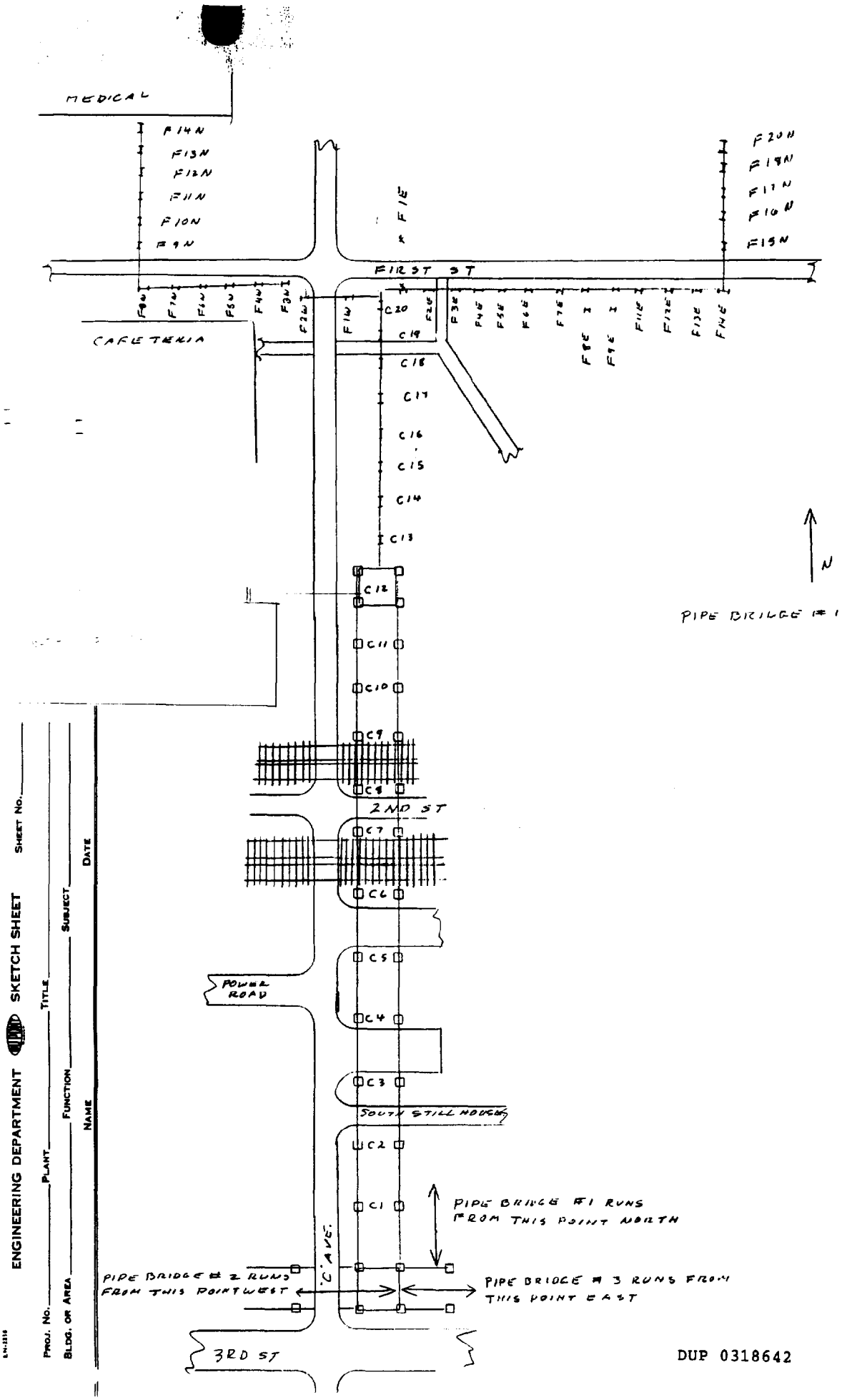
MEDICAL
F14N
F13N
F12N
F11N
F10N
F9N
F20N
F19N
F17N
F16N
F15N
F1E
FIRST ST
F8W
F7W
F6W
F5W
F4W
F3W
F2W
F1W
C20
F2E
F3E
F4E
F5E
F6E
F7E
F8E
F9E
F11E
F12E
F13E
F14E
CAFETERIA
C19
C18
C17
C16
C15
C14
C13
N
C12
PIPE BRIDGE #1
C11
C10
C9
C8
2ND ST
C7
C6
C5
POWER ROAD
C4
C3
SOUTH STILL HOUSE
C2
C1
PIPE BRIDGE #1 RUNS FROM THIS POINT NORTH
'C' AVE.
PIPE BRIDGE #2 RUNS FROM THIS POINT WEST
PIPE BRIDGE #3 RUNS FROM THIS POINT EAST
3RD ST
ENGINEERING DEPARTMENT SKETCH SHEET
SHEET NO.
PROJ. NO.
PLANT
TITLE
BLDG. OR AREA
FUNCTION
SUBJECT
NAME
DATE

DUP 0318642

ENGINEERING DEPARTMENT SKETCH SHEET SHEET NO.

PROJ. NO. PLANT TITLE

BLDG. OR AREA FUNCTION SUBJECT

NAME DATE

3 W + NUMBER
PIPE BRIDGE #2

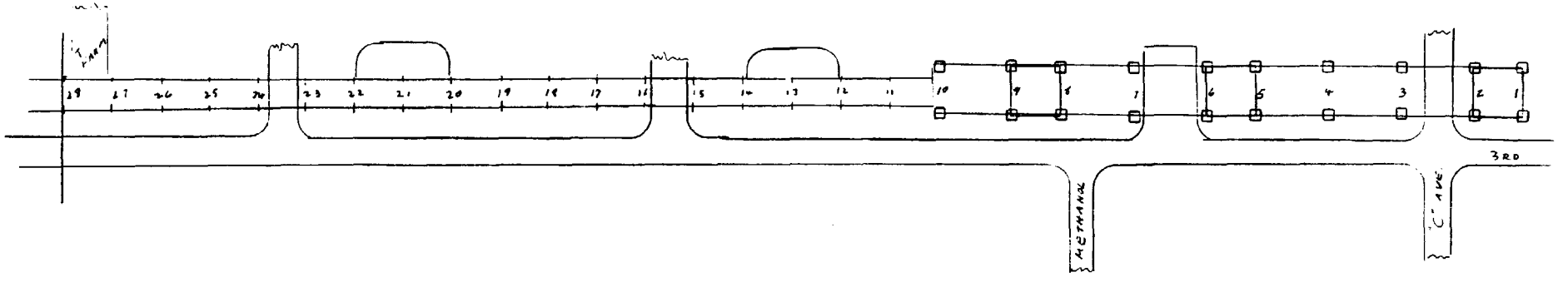

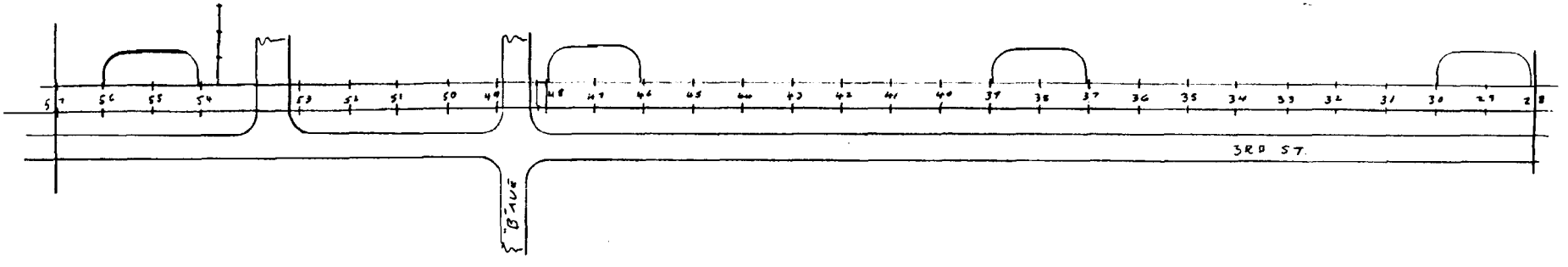

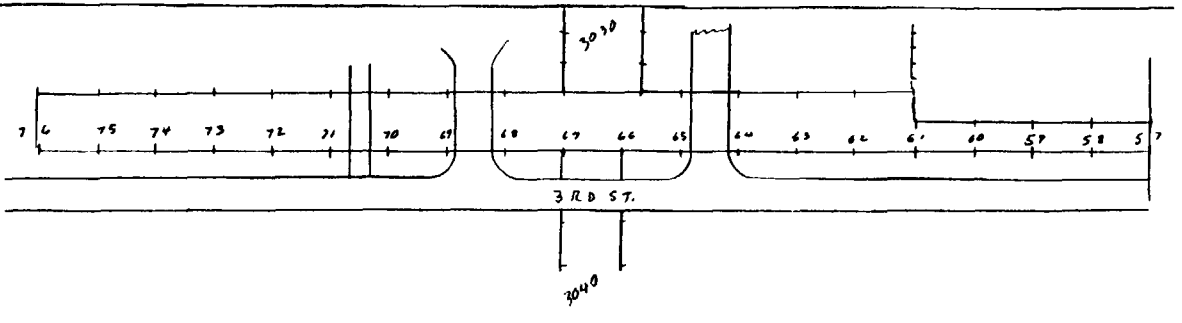

DUP 0318643

EN-2216

ENGINEERING DEPARTMENT SKETCH SHEET Sheet No. _____

PROJ. No. _____ PLANT _____ TITLE _____

BLDG. OR AREA _____ FUNCTION _____ SUBJECT _____

NAME DATE

3E - NUMBER
PIPE BRIDGE # 3

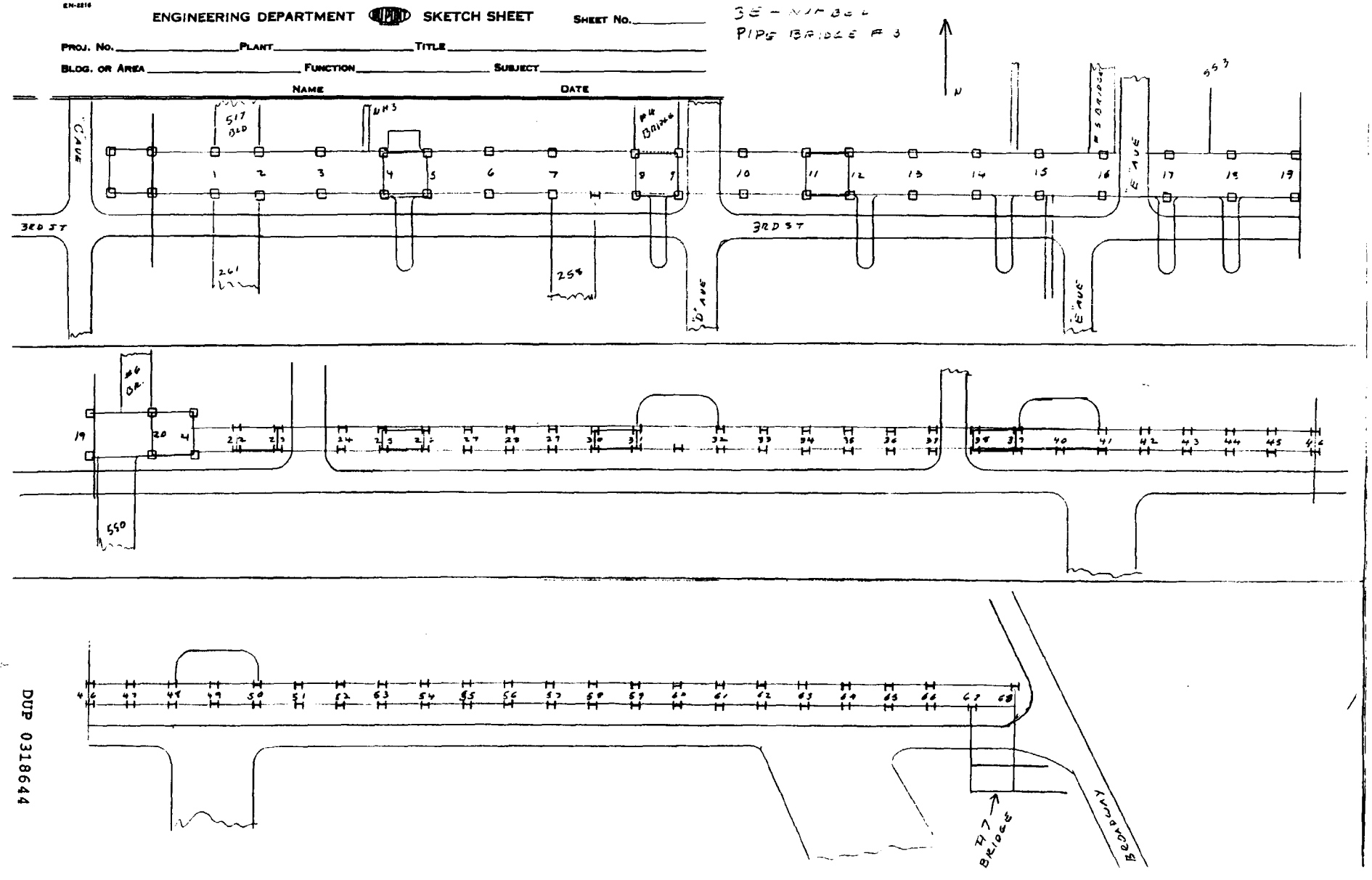

DUP 0318644

ENGINEERING DEPARTMENT SKETCH SHEET Sheet No. _____

Proj. No. _____ Plant _____ Title _____

Bldg. or Area _____ Function _____ Subject _____

Name _____ Date _____

#4 BRIDGE

DU + NUMBER

N

DUP 0318645

ENGINEERING DEPARTMENT SKETCH SHEET Sheet No.

Plant Title

Function Subject

Name Date

EN + NUMBER

5 BRIDGE

DUP 0318646

NEERING DEPARTMENT SKETCH SHEET SHEET NO.

PLANT TITLE

FUNCTION SUBJECT

NAME DATE

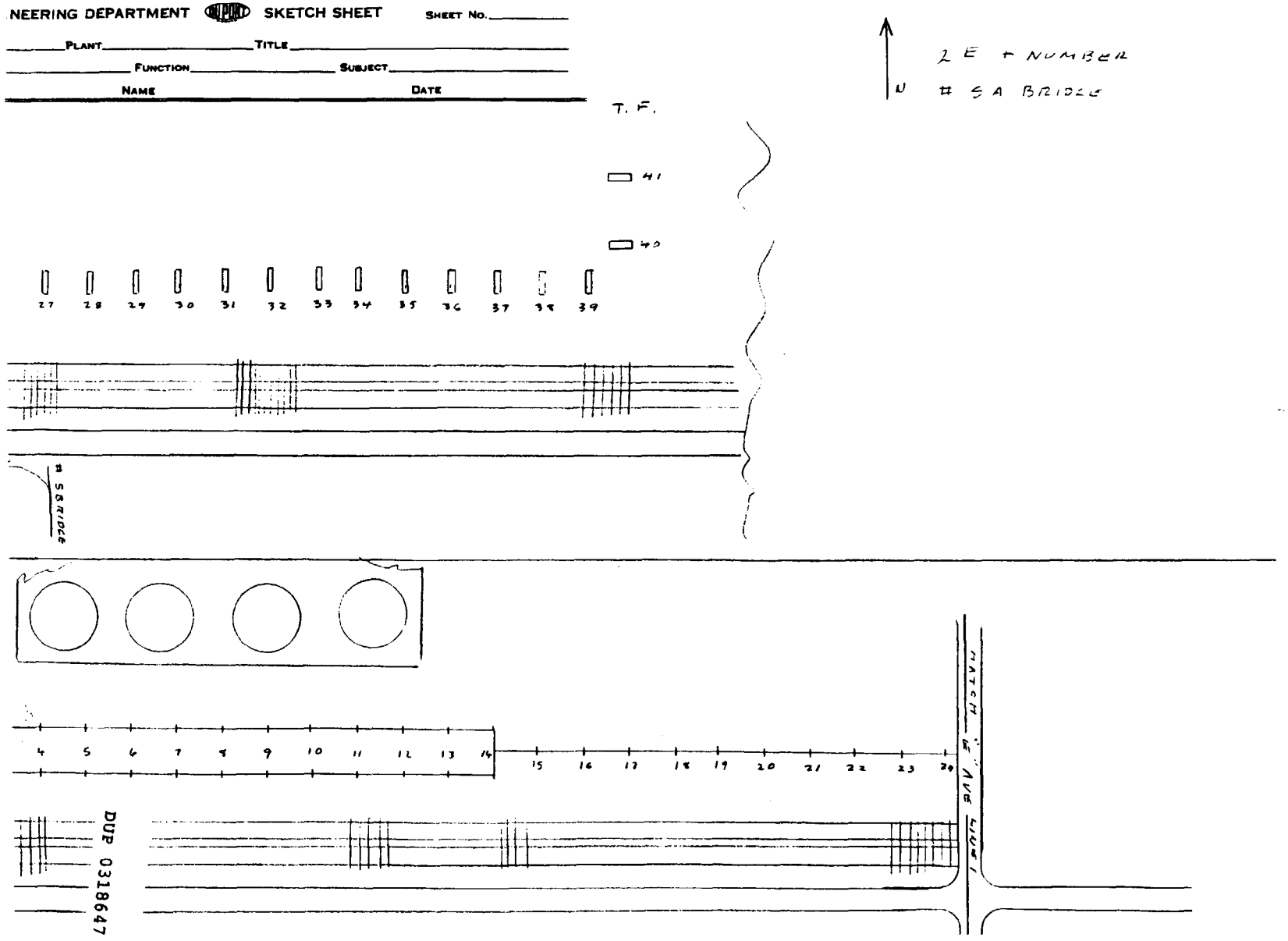

PLANT
TITLE
FUNCTION
SUBJECT
NAME
DATE

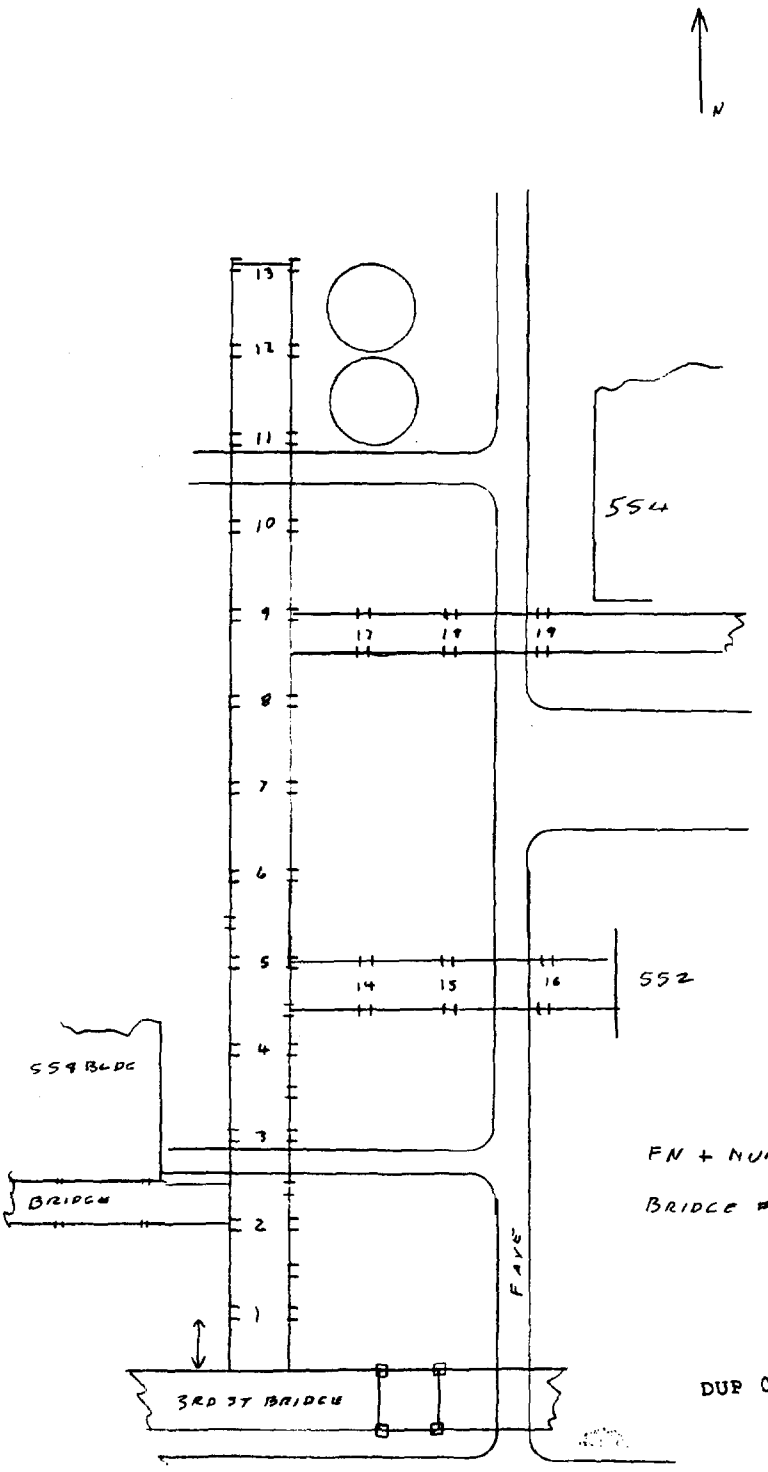

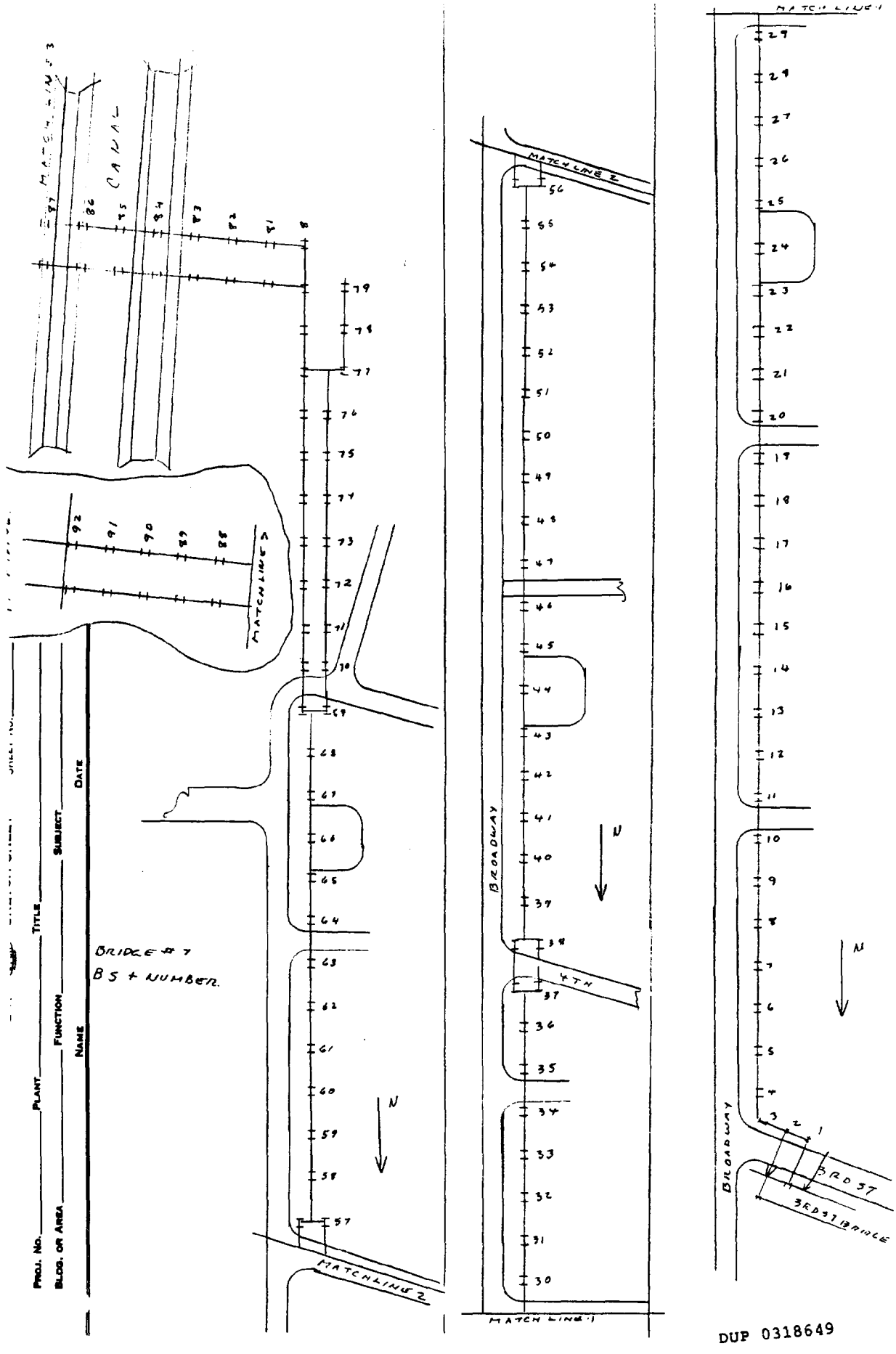
CANAL
MATCHLINE 3
MATCHLINE 2
MATCHLINE 1
BROADWAY
4TH
3RD ST
3RD STREET TUNNEL
N
PROJ. NO.
PLANT
BLDG. OR AREA
NAME
FUNCTION
SUBJECT
TITLE
DATE
BRIDGE # 7
BS + NUMBER.

DUP 0318649

ENGINEERING DEPARTMENT SKETCH SHEET

SHEET NO.

PROJ. NO. PLANT TITLE

BLDG. OR AREA FUNCTION SUBJECT

NAME DATE

DUP 0318650

IGINEERING DEPARTMENT SKETCH SHEET Sheet No._____

_____ Plant _____ Title _____

_____ Function _____ Subject _____

Name Date

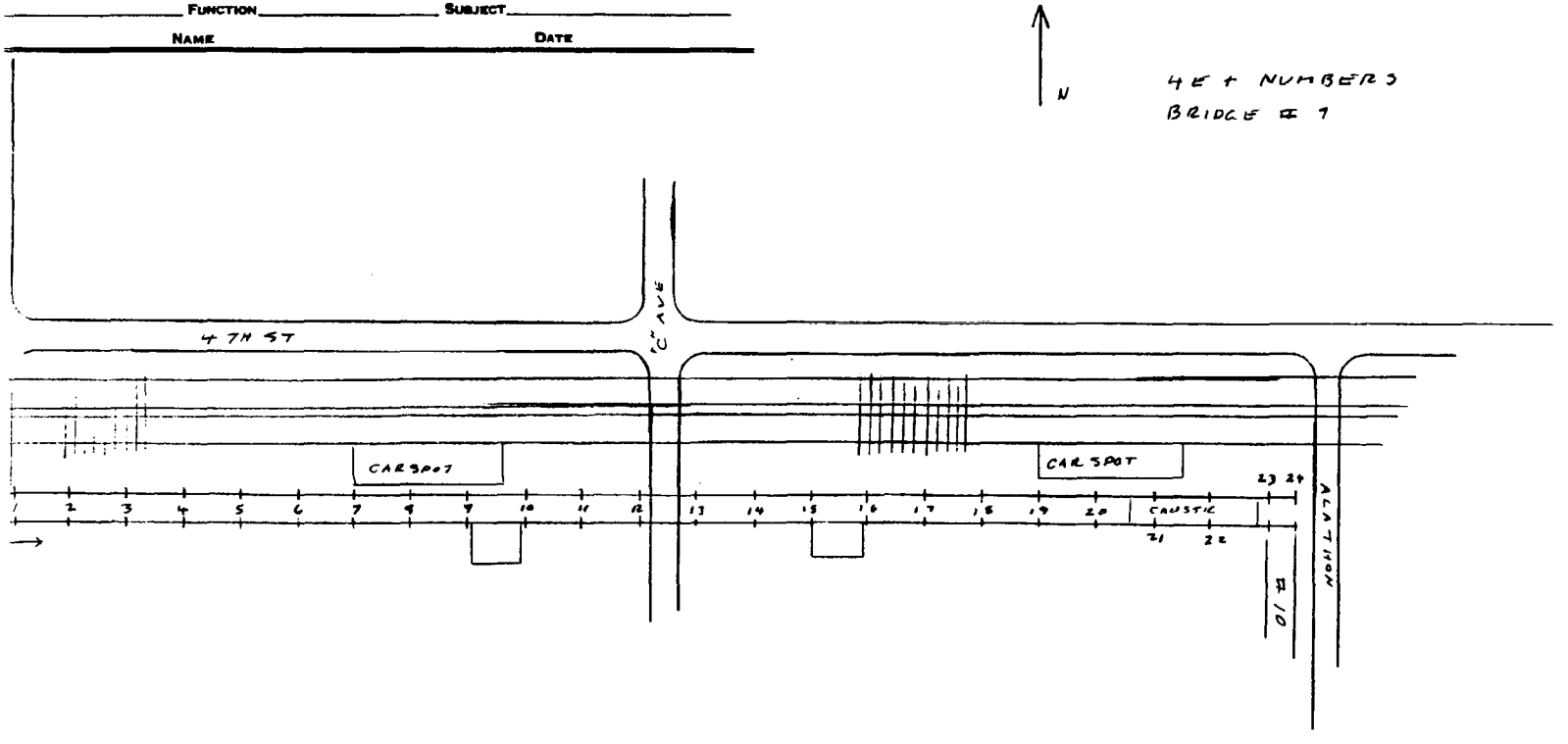

DUP 0318651

ENGINEERING DEPARTMENT SKETCH SHEET SHEET NO._____

_____ PLANT _____ TITLE _____

AREA _____ FUNCTION _____ SUBJECT _____

NAME DATE

A.L.S # NUMBER
BRIDGE # 10

← N

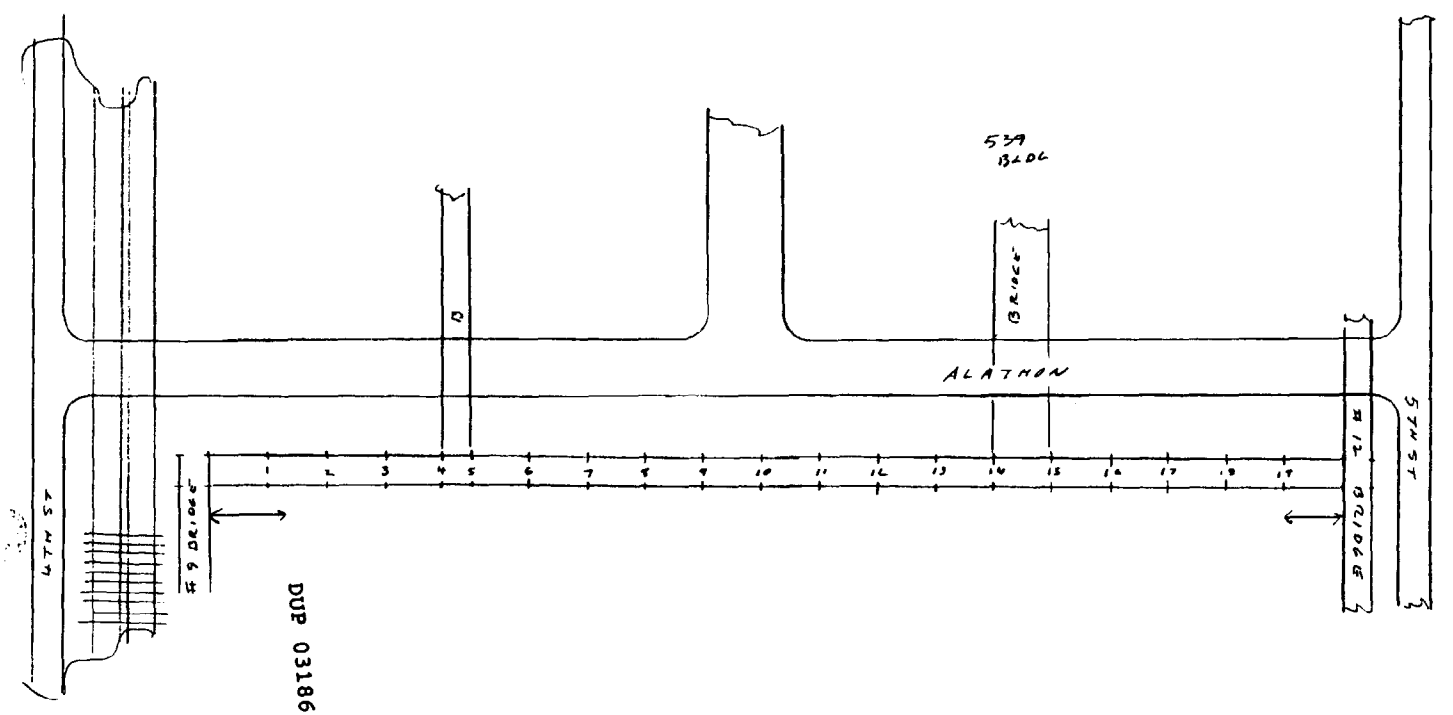

DUP 0318652

ENGINEERING DEPARTMENT SKETCH SHEET Sheet No. _____

_____ Plant _____ Title _____

A _____ Function _____ Subject _____

Name _____ Date _____

N

11 E PLUS NUMBER

NUMBER 11 BRIDGE

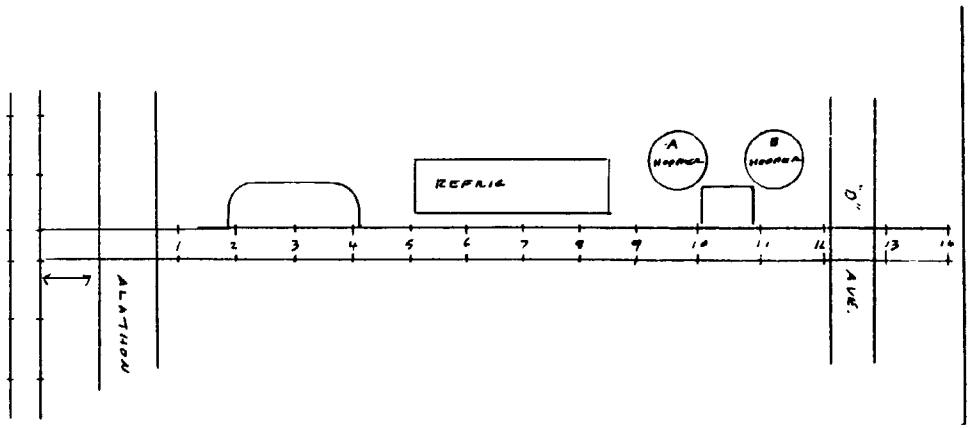

BLDG 534

DUP 0318653

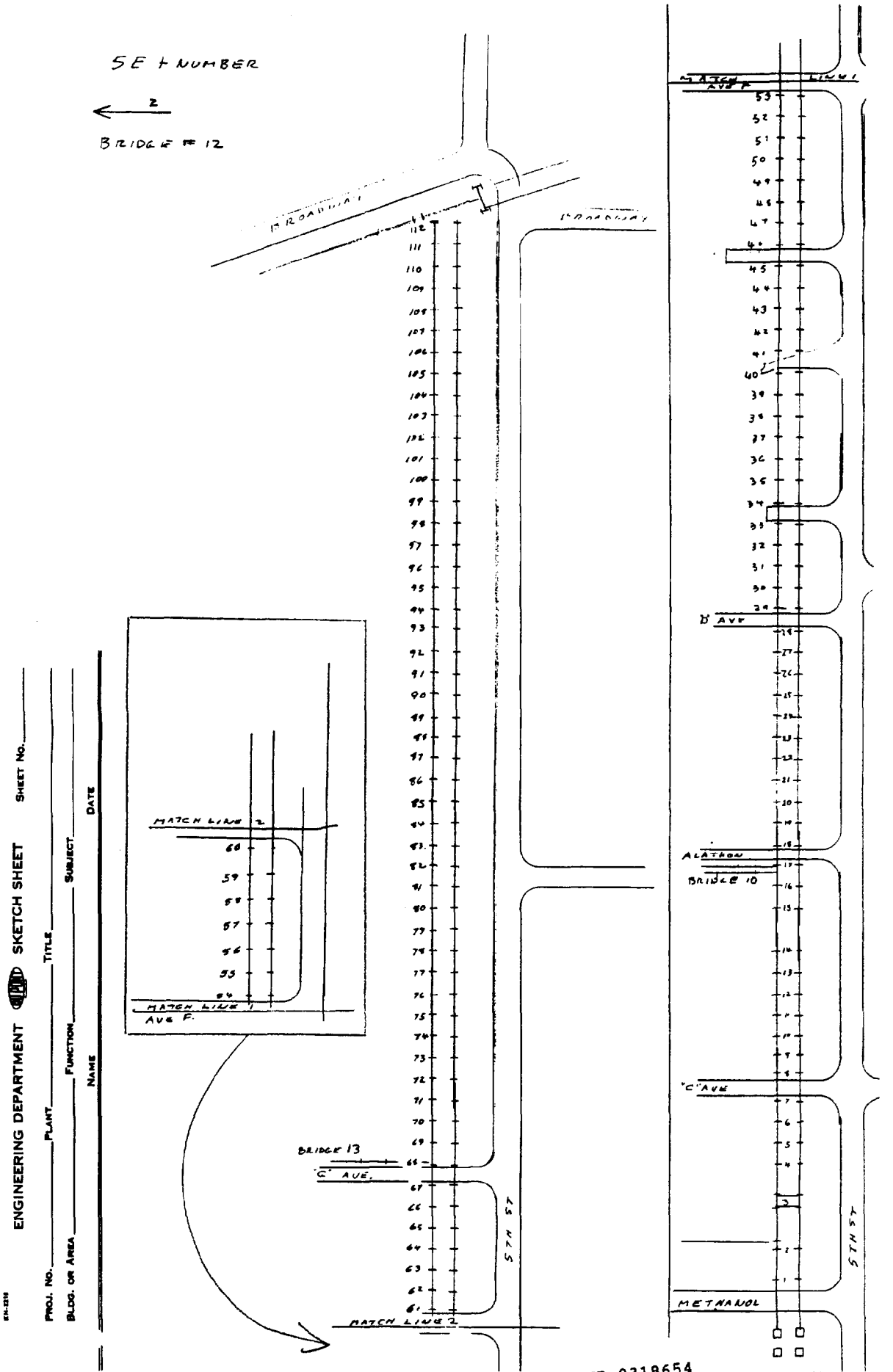

SE + NUMBER
2
BRIDGE # 12
BROADWAY
BROADWAY
MATCH LINE 1
AVE F
MATCH LINE 2
MATCH LINE 1
AVE F.
BRIDGE 13
"C" AVE.
MATCH LINE 2
5TH ST
5TH ST
"B" AVE
ALATHON
BRIDGE 10
"C" AVE
METHANOL
ENGINEERING DEPARTMENT
SKETCH SHEET
SHEET NO.
PROJ. NO.
PLANT
TITLE
BLDG. OR AREA
FUNCTION
SUBJECT
NAME
DATE

DUP 0318654

ENGINEERING DEPARTMENT — SKETCH SHEET — SHEET NO. _____

PROJ. NO. _____ PLANT _____ TITLE _____

BLDG. OR AREA _____ FUNCTION _____ SUBJECT _____

NAME _____ DATE _____

C N + NUMBER
NUMBER 13 BRIDGE

N

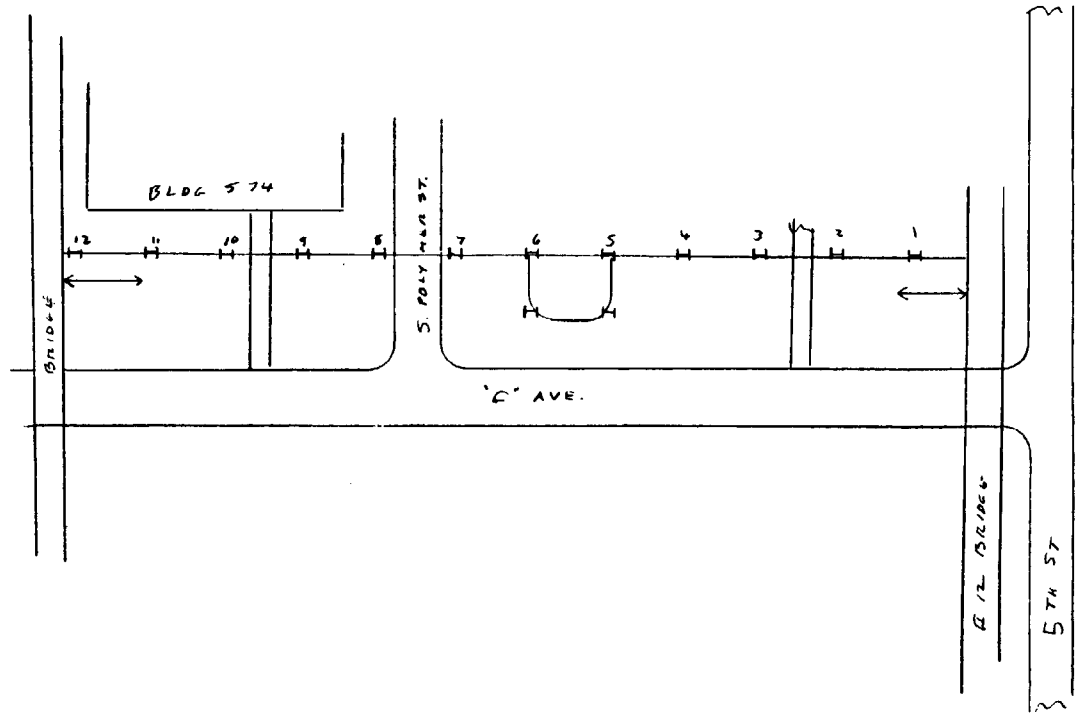

DUP 0318655

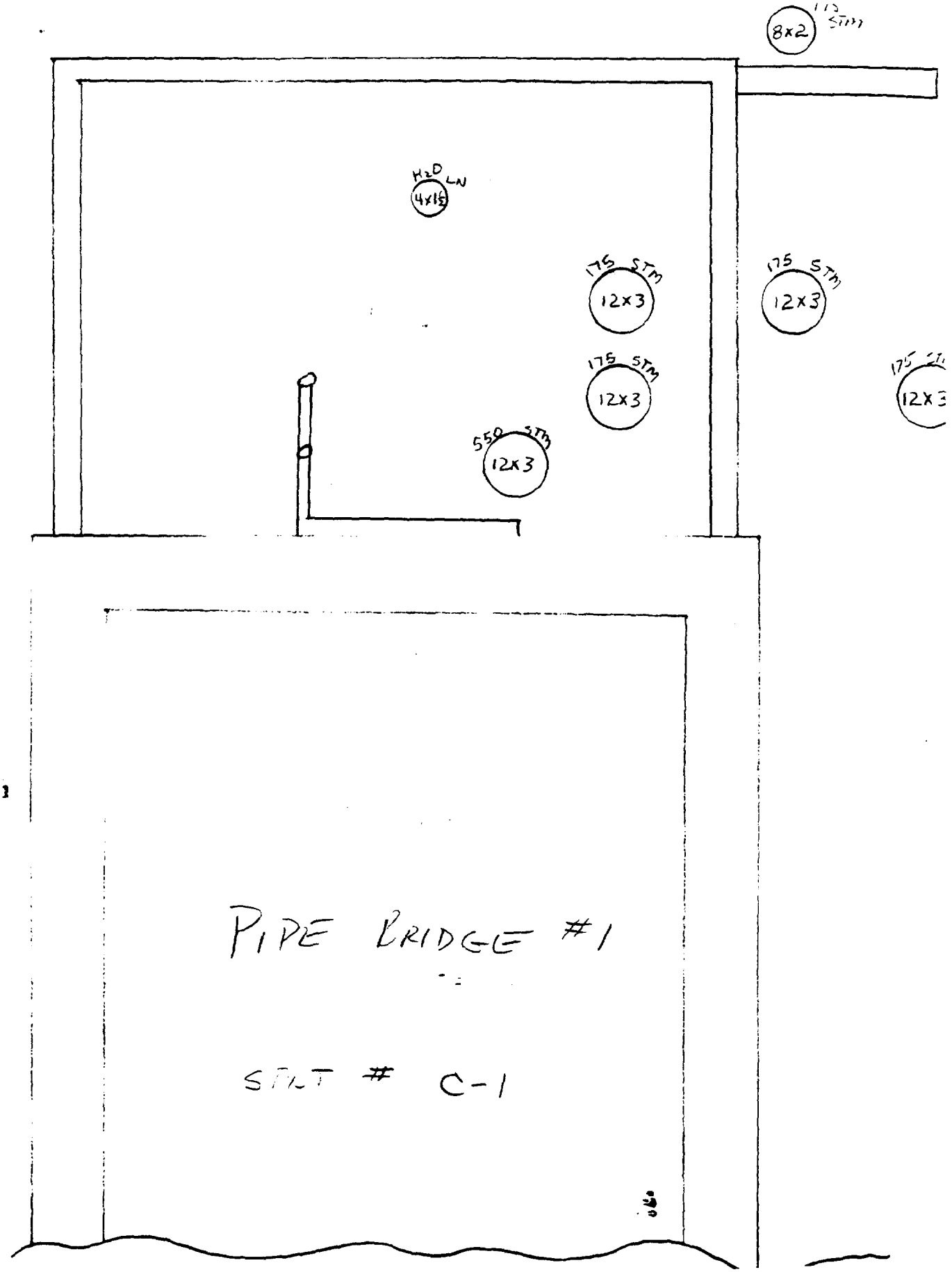
8x2
H2O LN
4x15
175 STM
12x3
175 STM
12x3
175 STM
12x3
550 STM
12x3
PIPE BRIDGE #1
SHT # C-1

DUP 0318656

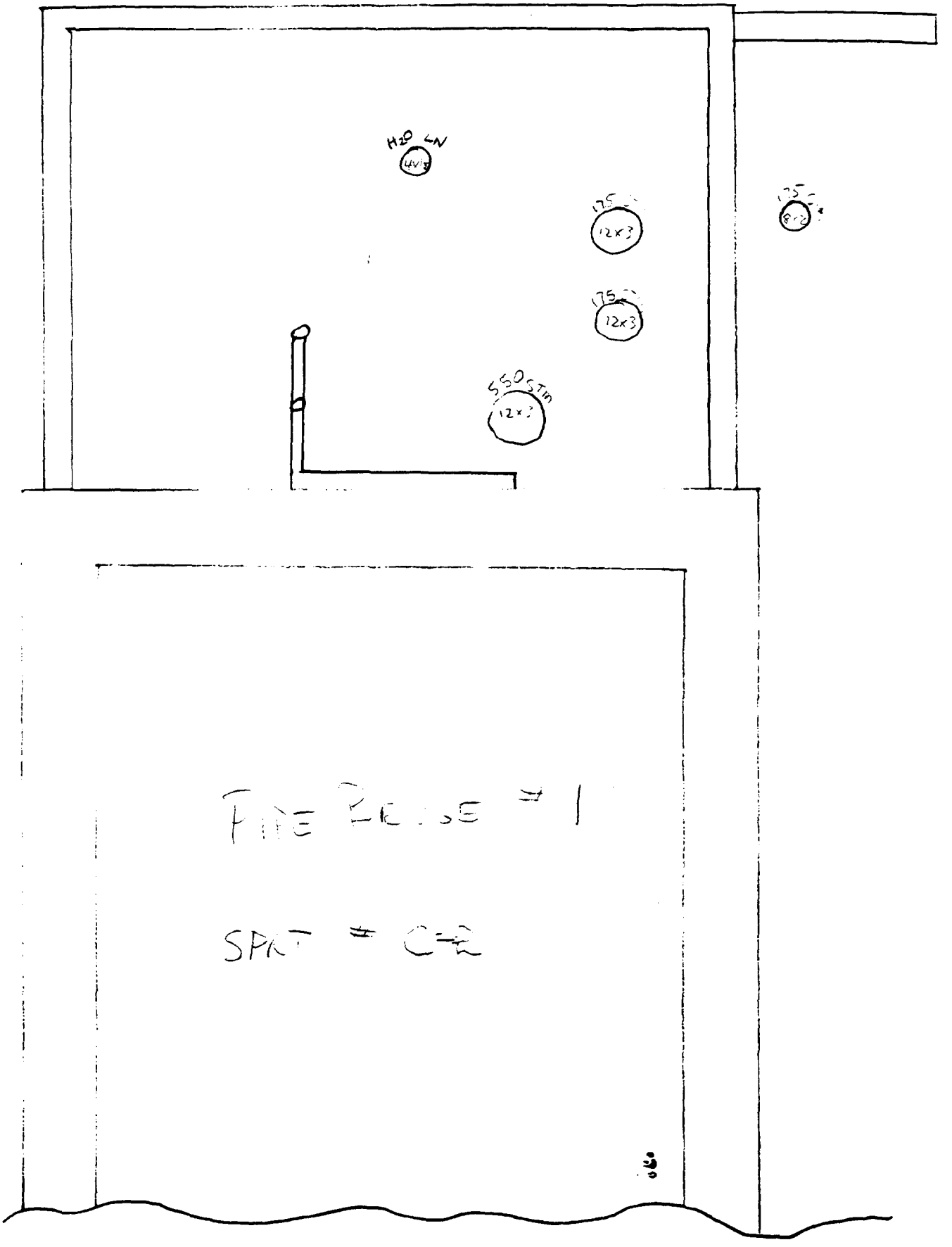

DUP 0318657

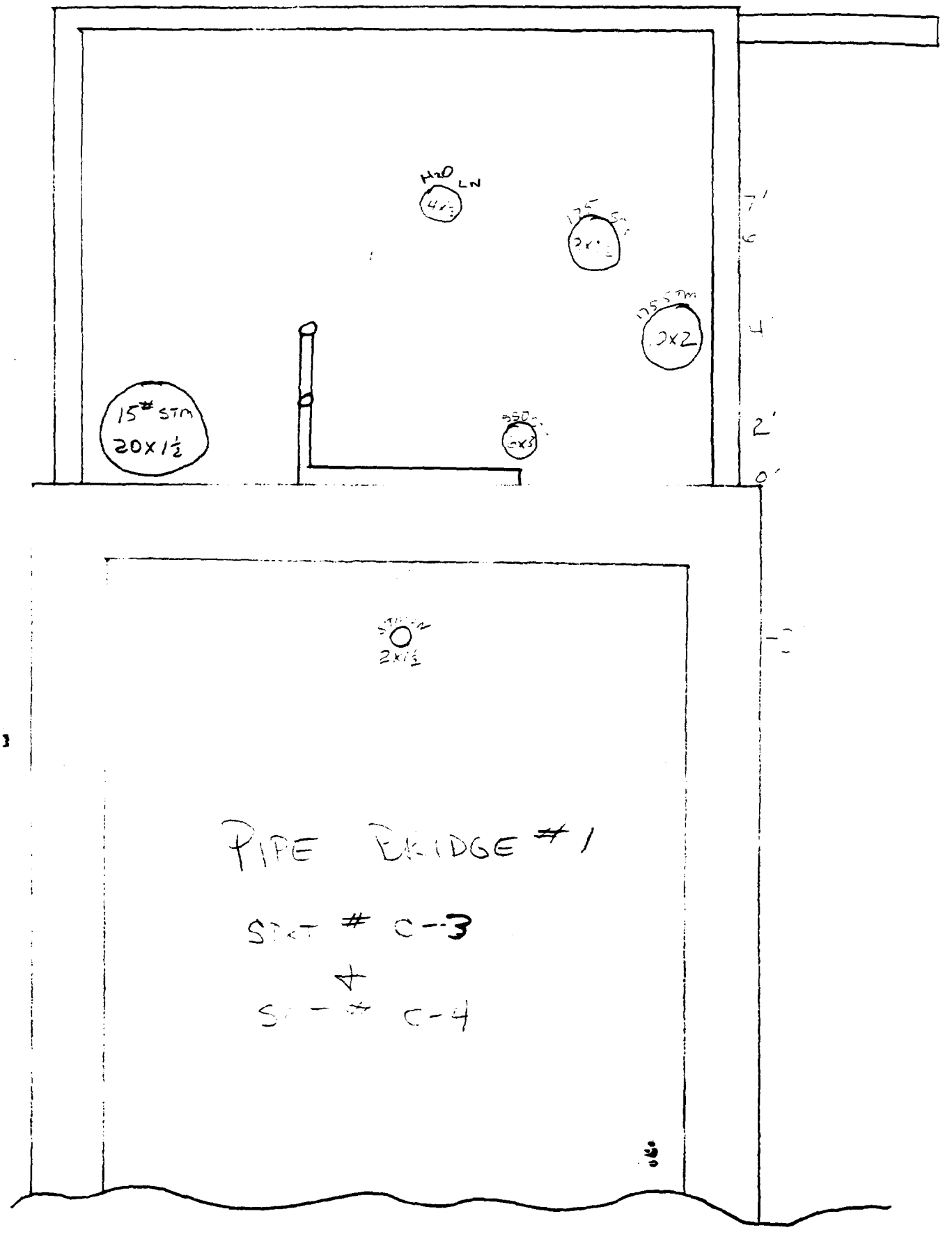

DUP 0318658

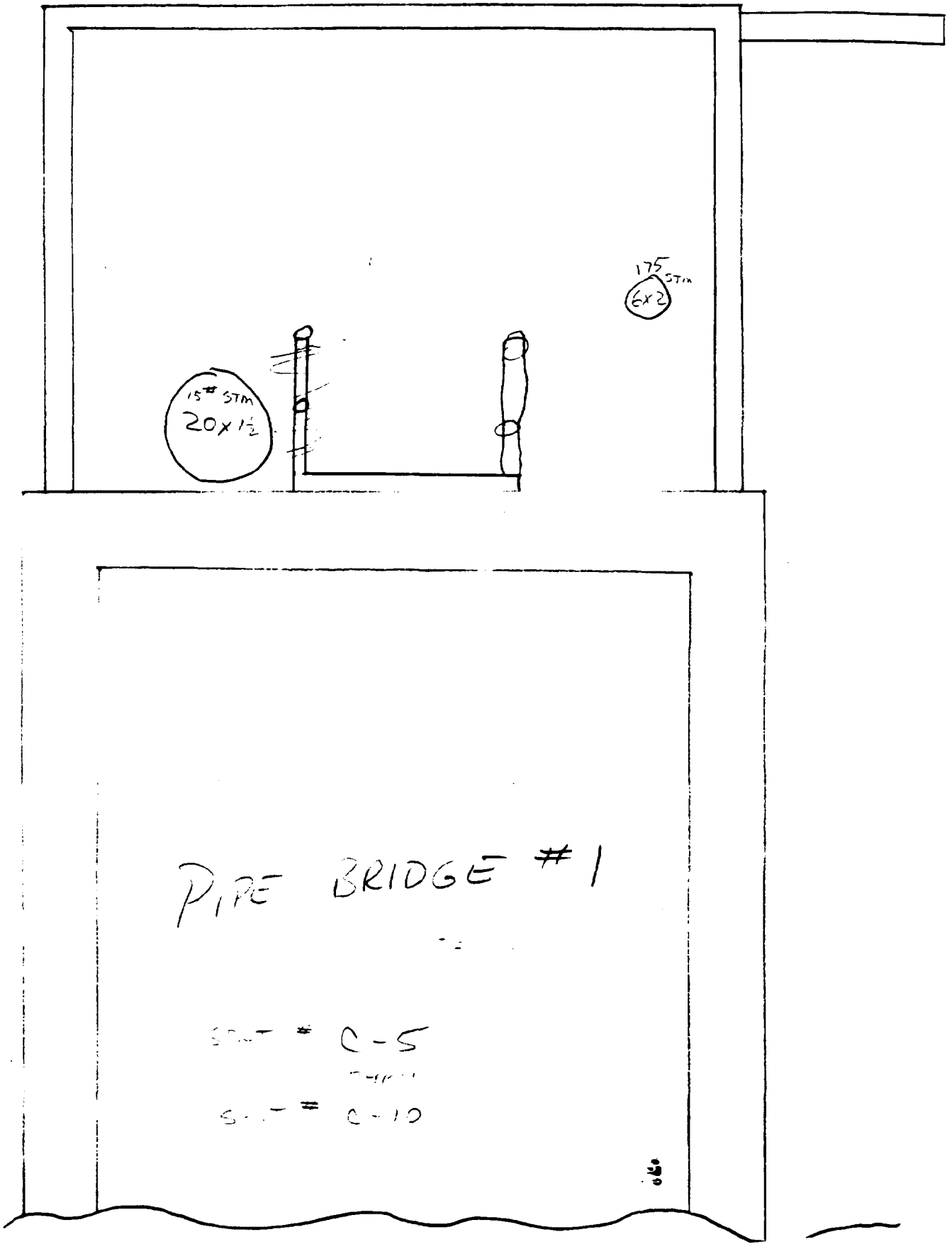

DUP 0318659

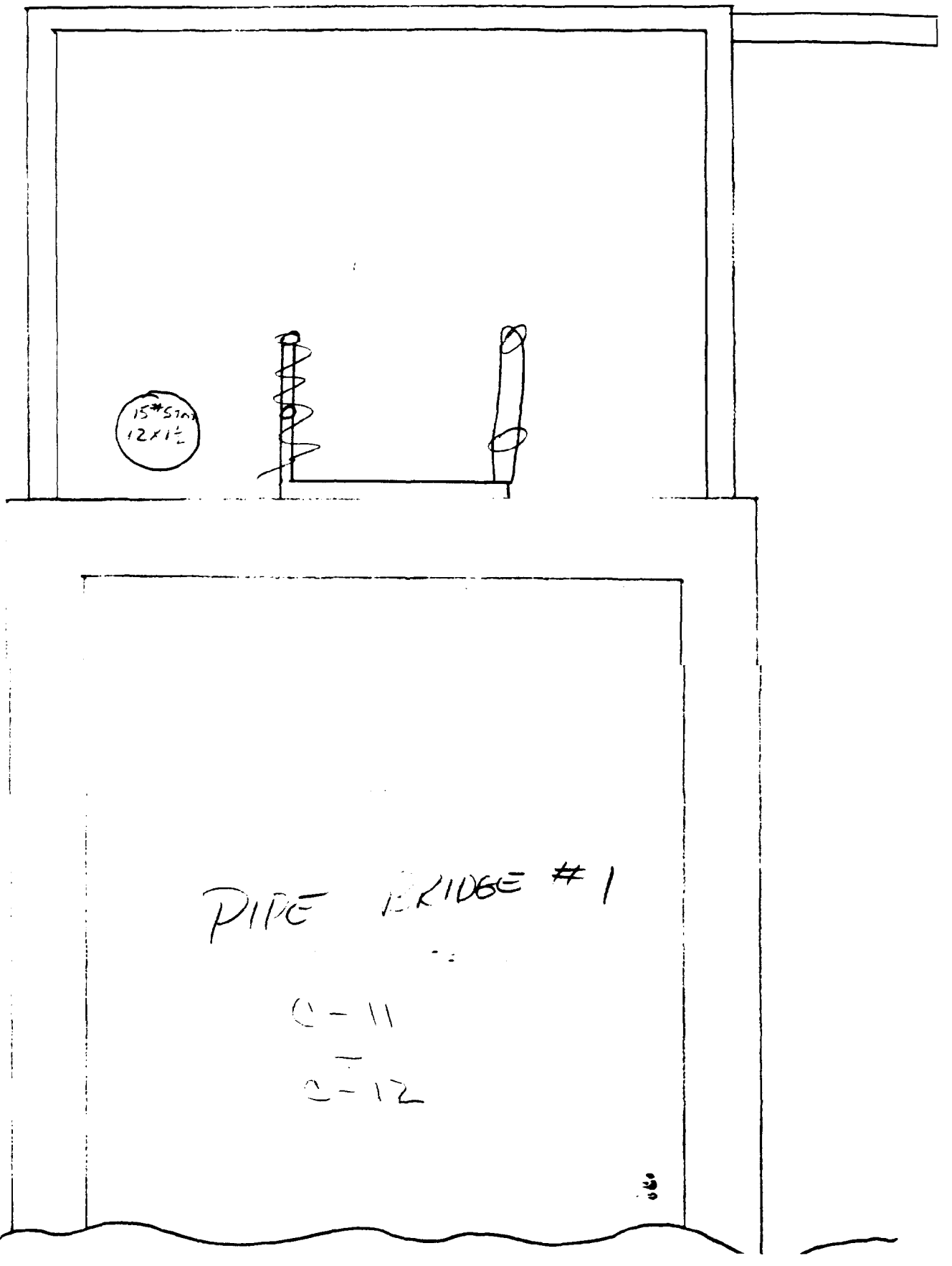
15" STM
12 x 1½
PIPE BRIDGE #1
C-11
C-12

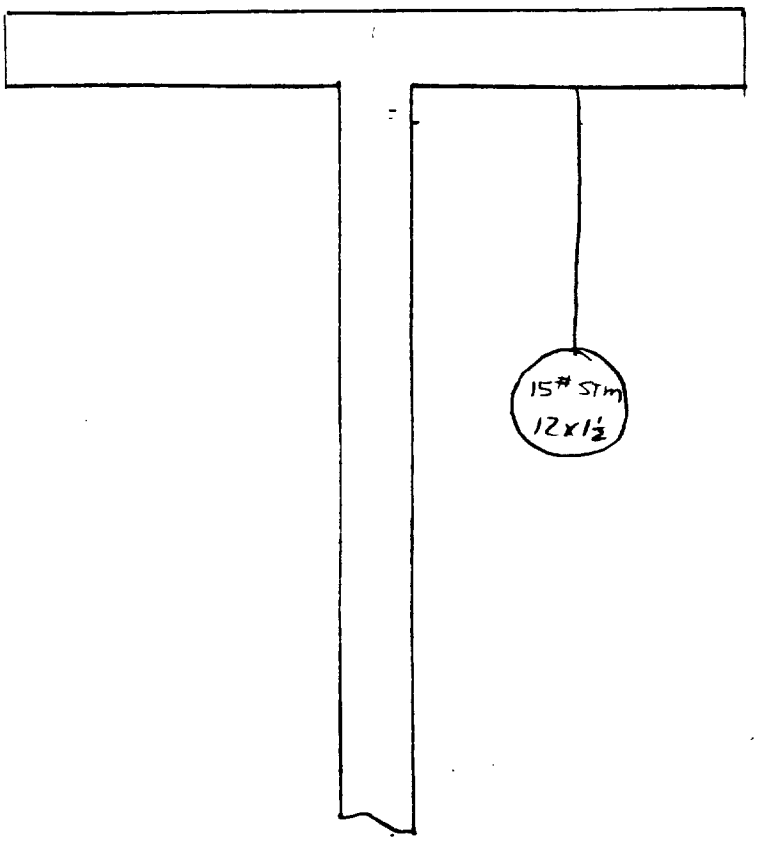

PIPE BRIDGE #1

SPRT # C-13

THRU

SPRT # C-20

DUP 0318661

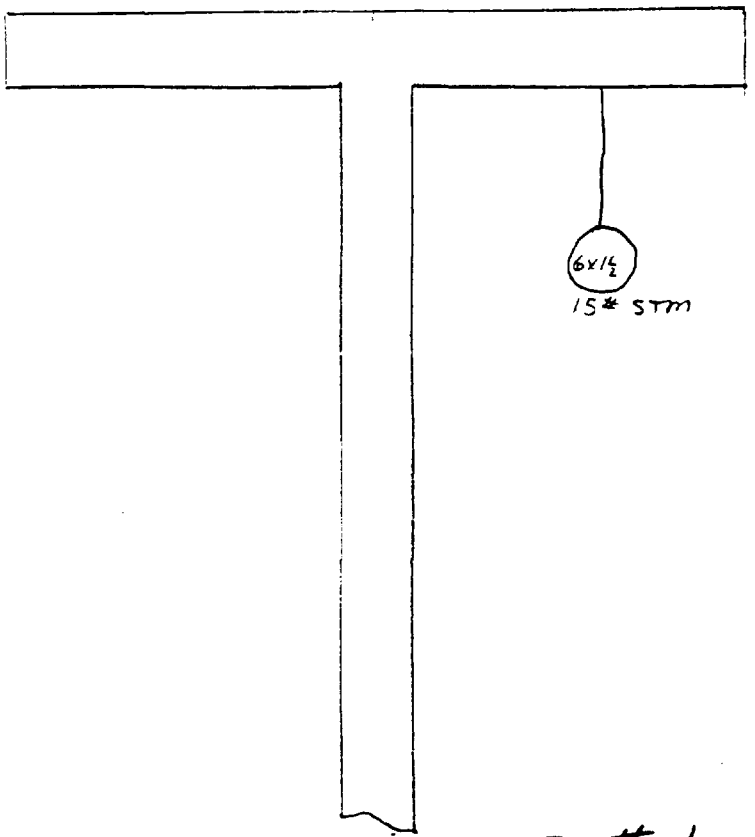

PIPE BRIDGE #1

SPRT # F-1E

THRU

SPRT # F-17N

DUP 0318662

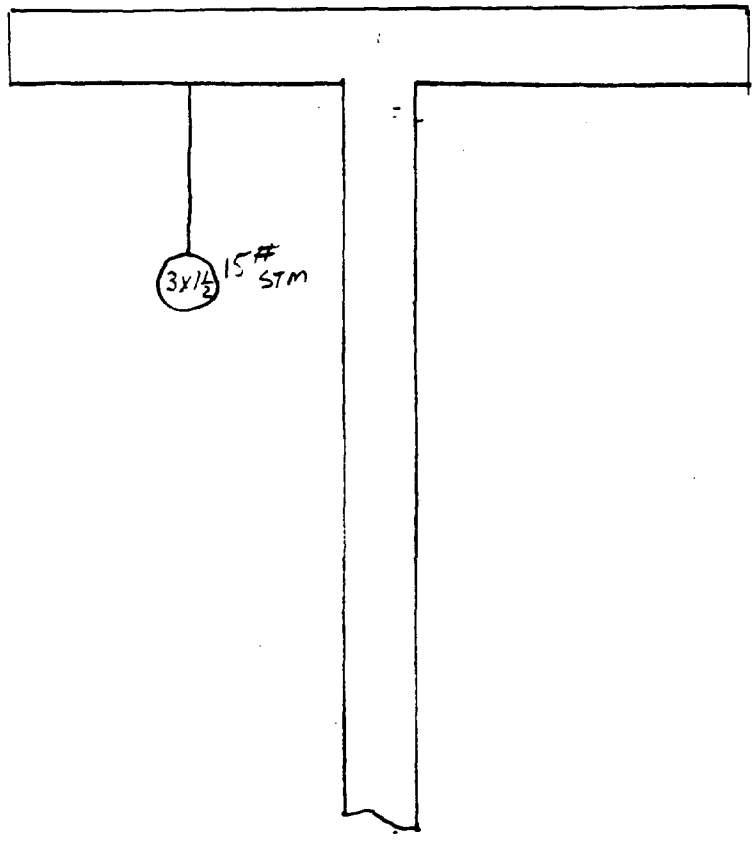

PIPE BRIDGE #1

SPRT # F-1W

THRU

F-14N

DUP 0318663

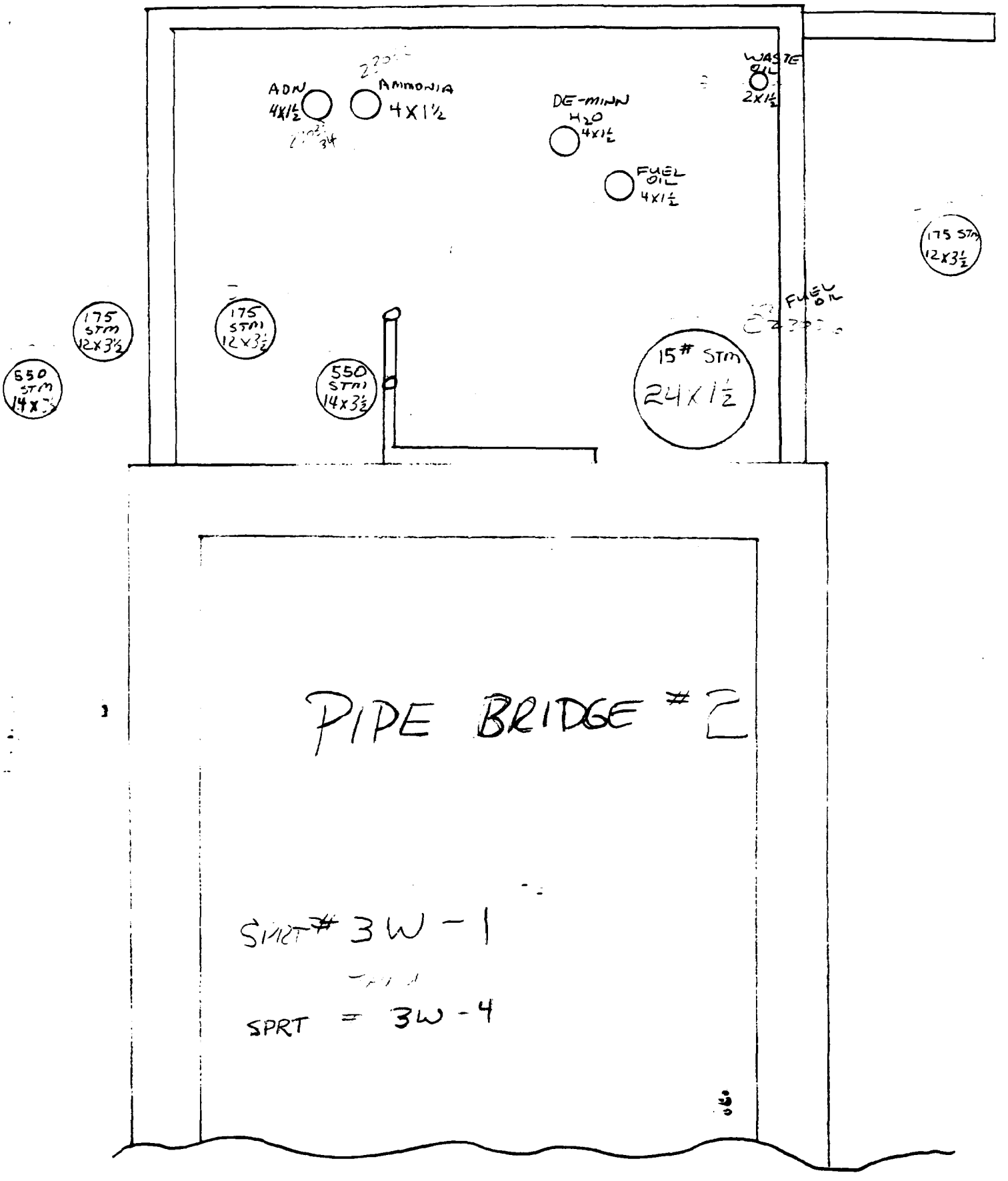
ADN
4X1½
AMMONIA
4X1½
DE-MINN
H2O
4X1½
WASTE
OIL
2X1½
FUEL
OIL
4X1½
175 STM
12X3½
175 STM
12X3½
550 STM
14X3½
550 STM
14X3½
15# STM
24X1½
175 STM
12X3½
PIPE BRIDGE #2
SPRT #3W-1
SPRT = 3W-4

DUP 0318664

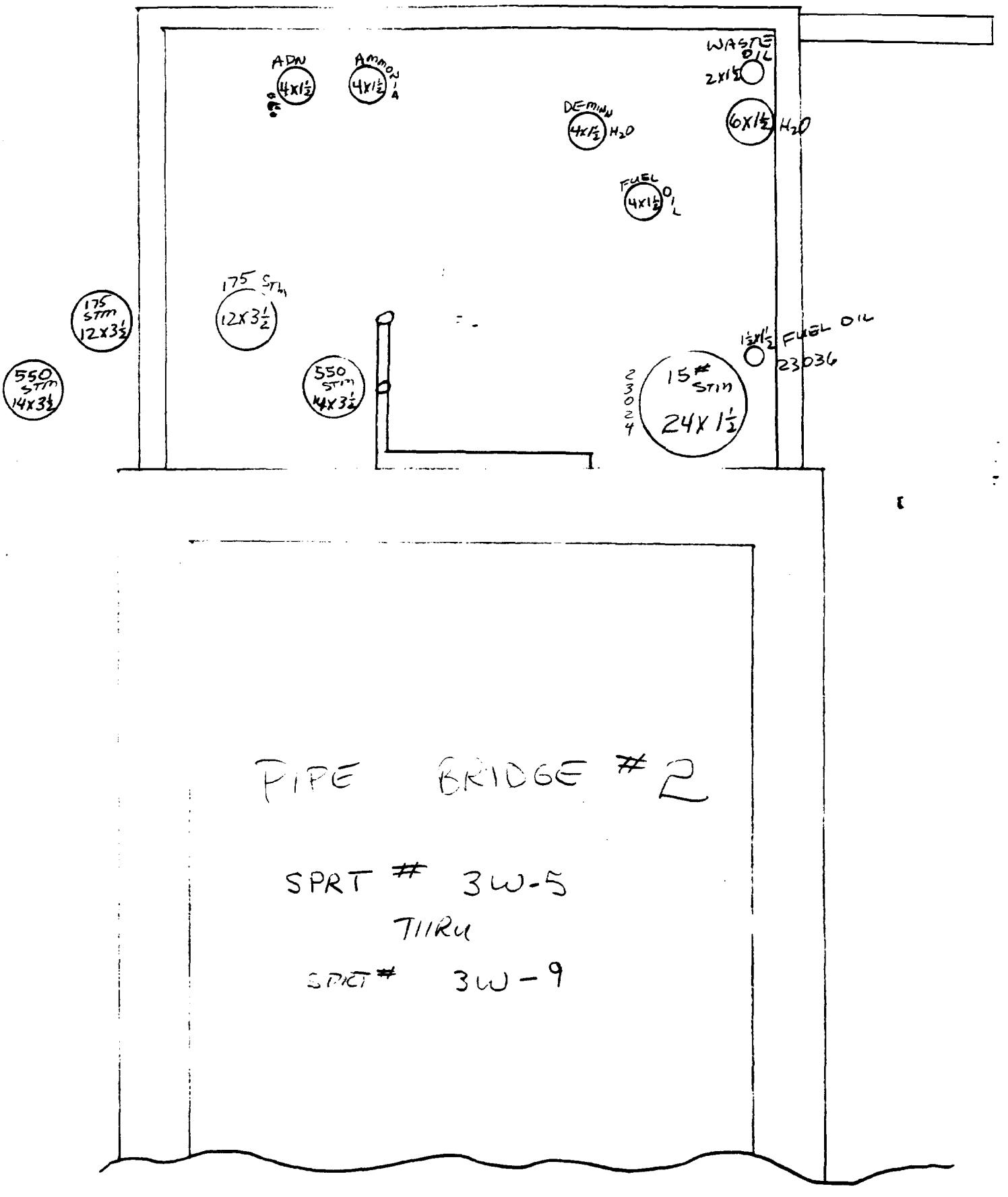
ADN
4x1½
Ammon
4x1½
WASTE OIL
2x1½
DE-MIN H2O
4x1½
6x1½ H2O
FUEL OIL
4x1½
175 STM
12x3½
175 STM
12x3½
550 STM
14x3½
550 STM
14x3½
15# STM
24x1½
23024
1½x1½ FUEL OIL
23036
PIPE BRIDGE #2
SPRT # 3W-5
TIIRU
SPRT # 3W-9

DUP 0318665

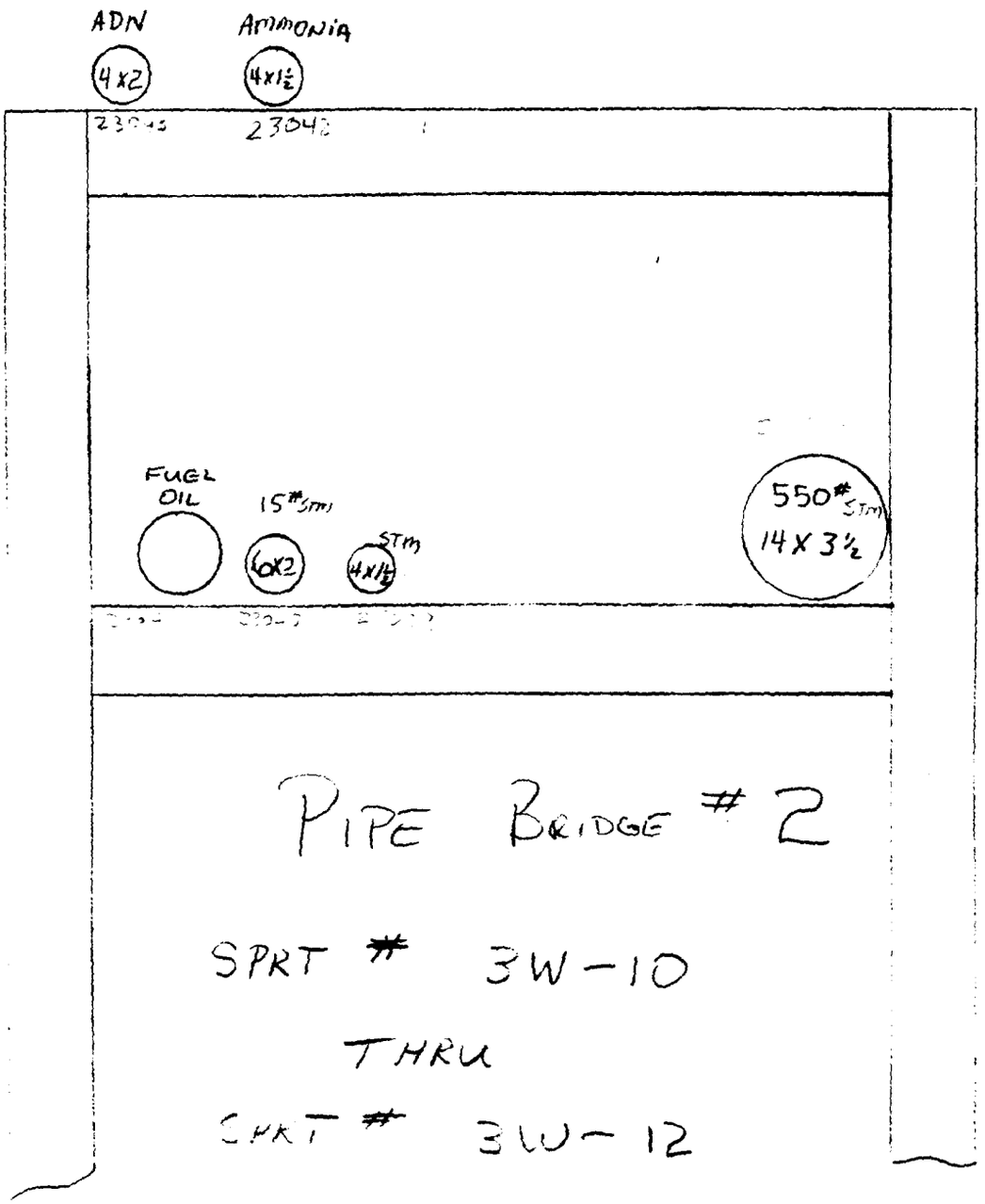
ADN
4x2
Ammonia
4x1½
FUEL OIL
15# STM
6x2
STM
4x1½
550# STM
14x3½
PIPE BRIDGE # 2
SPRT # 3W-10
THRU
SPRT # 3W-12

DUP 0318666

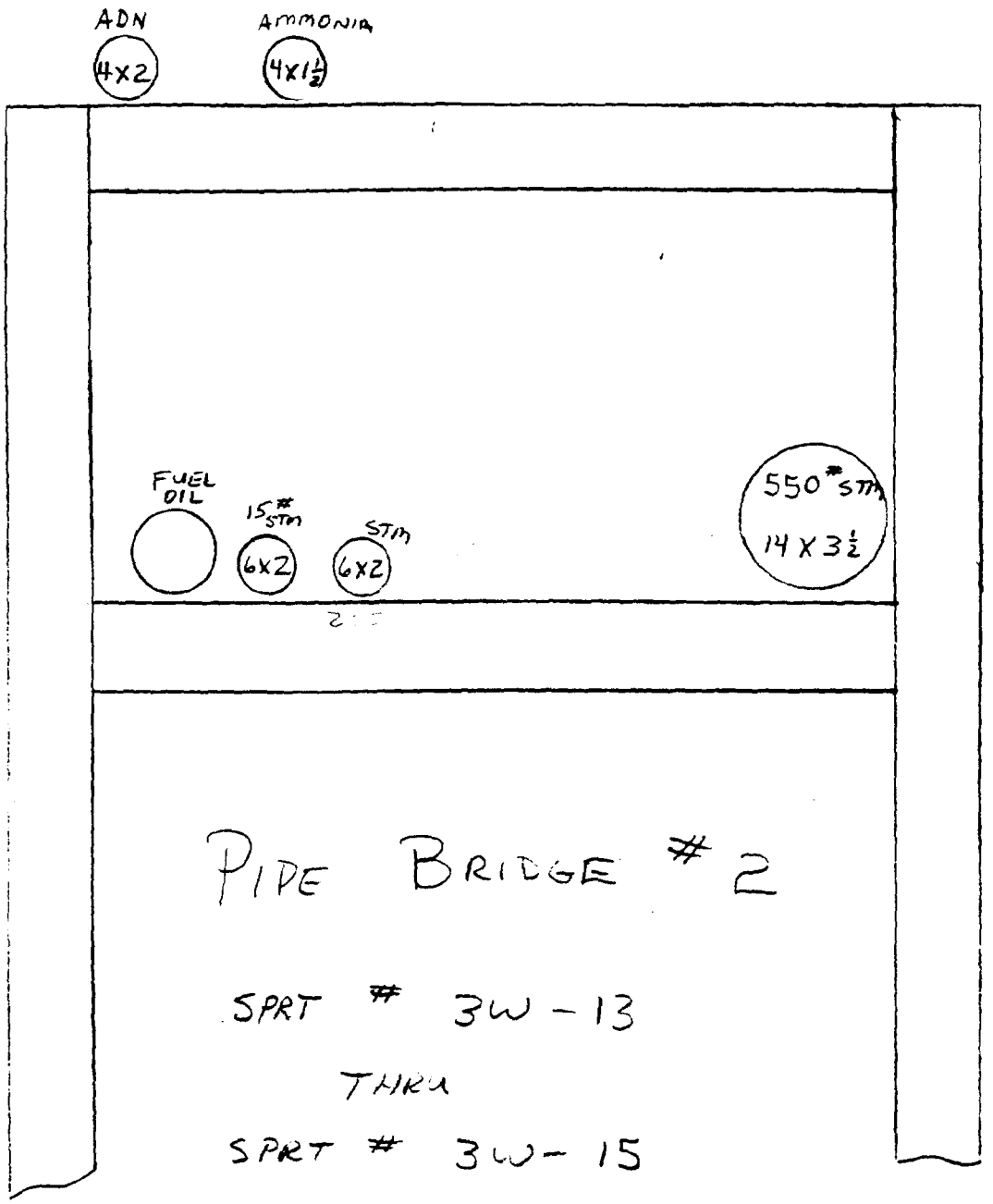

PIPE BRIDGE # 2

SPRT # 3W-13

THRU

SPRT # 3W-15

DUP 0318667

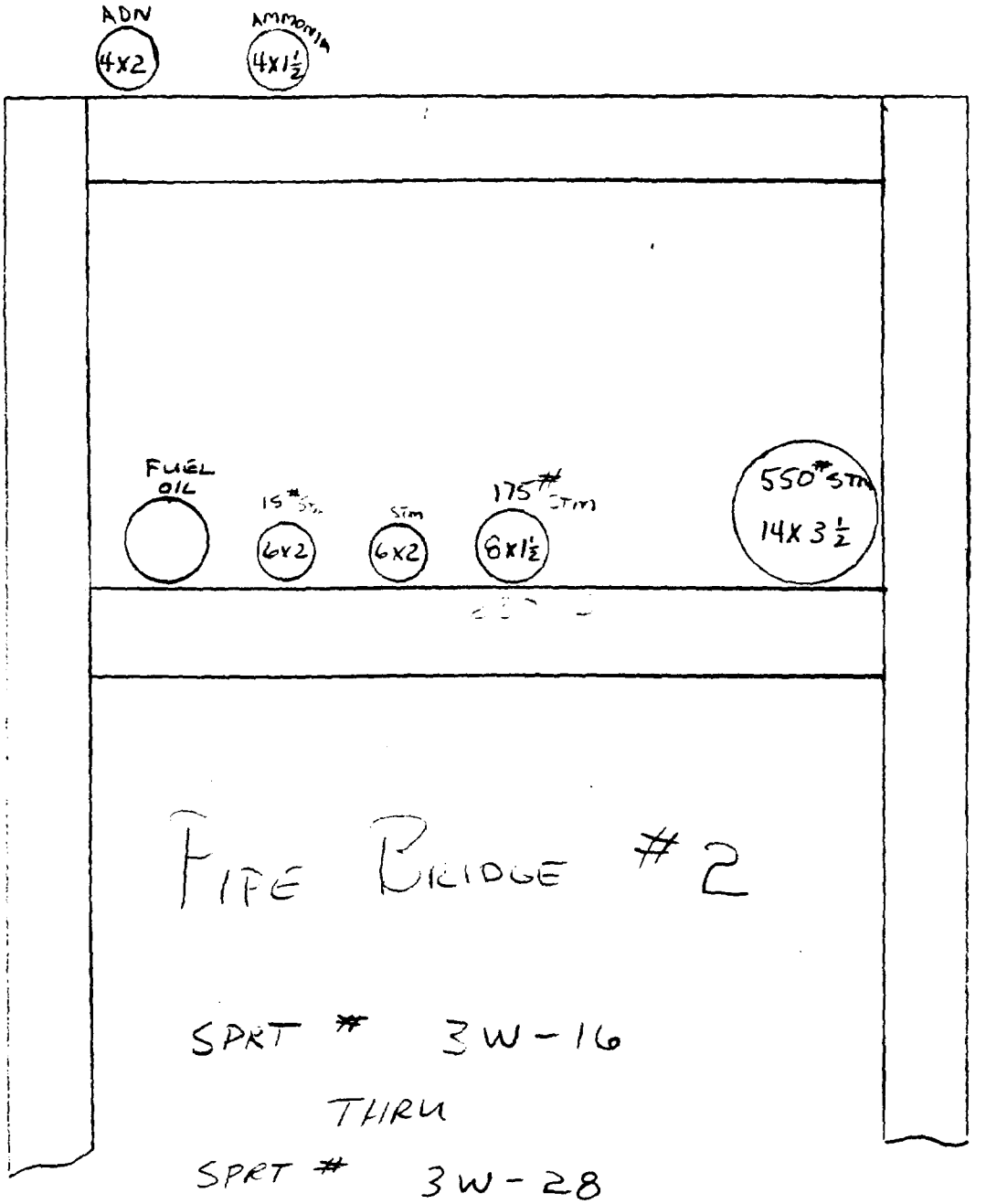

FIFE BRIDGE #2

SPRT # 3W-16

THRU

SPRT # 3W-28

DUP 0318668

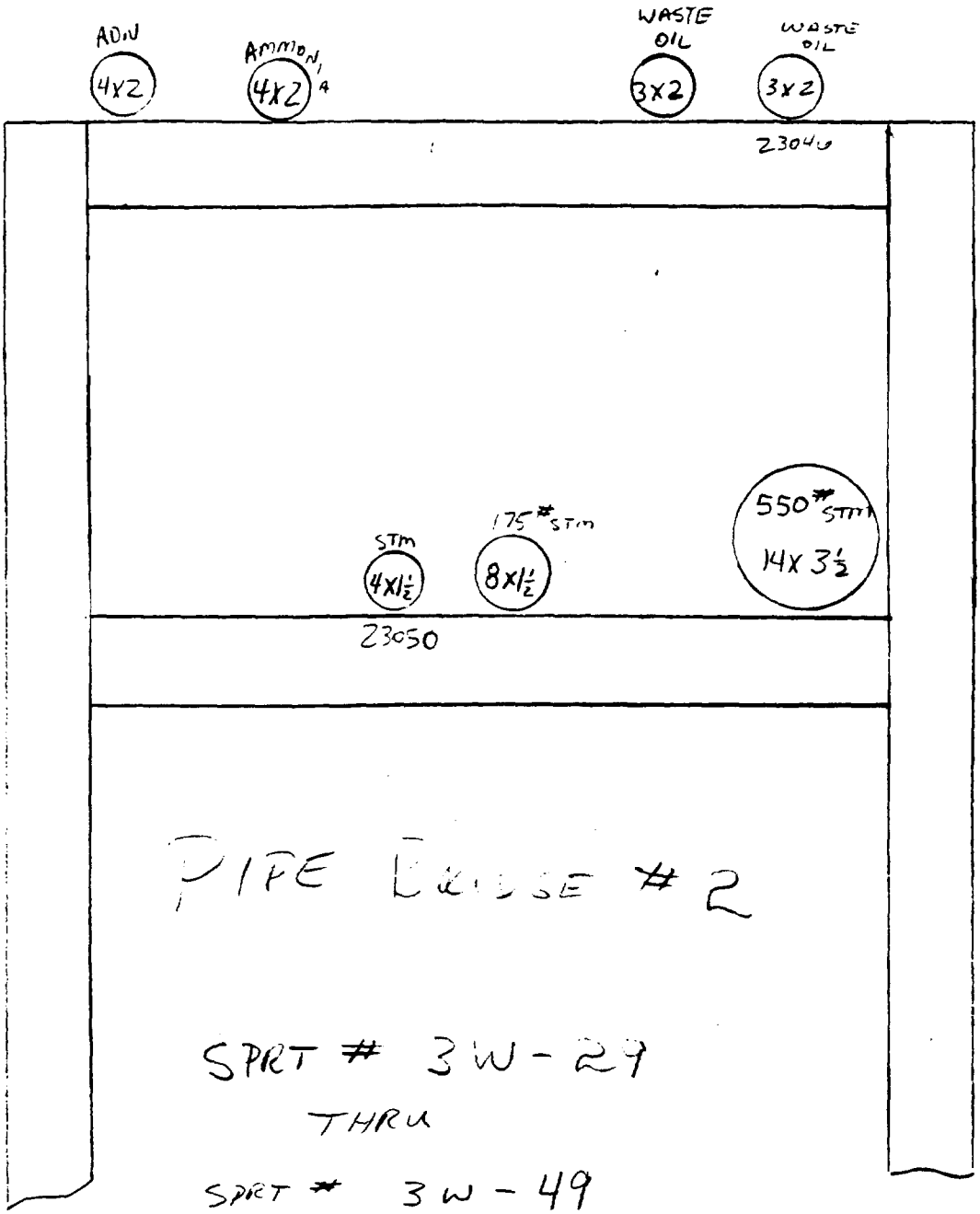
ADN
4X2
AMMONIA
4X2
WASTE OIL
3X2
WASTE OIL
3X2
23040
STM
4X1½
175# STM
8X1½
550# STM
14X3½
23050
PIPE BRIDGE #2
SPRT # 3W-29
THRU
SPRT # 3W-49

DUP 0318669

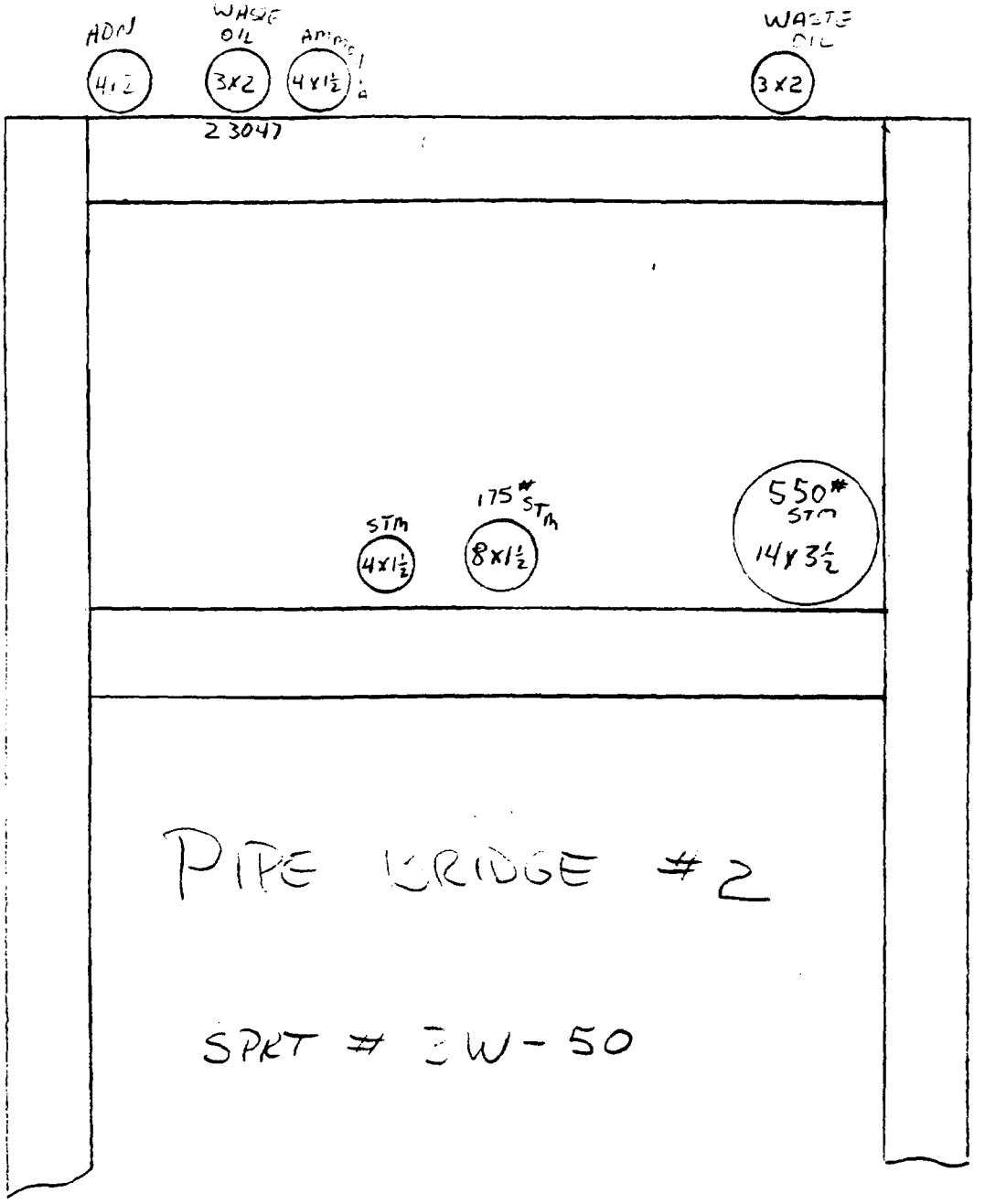
ADN
4x2
WASTE OIL
3x2
4x1½
23047
WASTE OIL
3x2
STM
4x1½
175# STM
8x1½
550# STM
14x3½
PIPE BRIDGE #2
SPRT # 3W-50

DUP 0318670

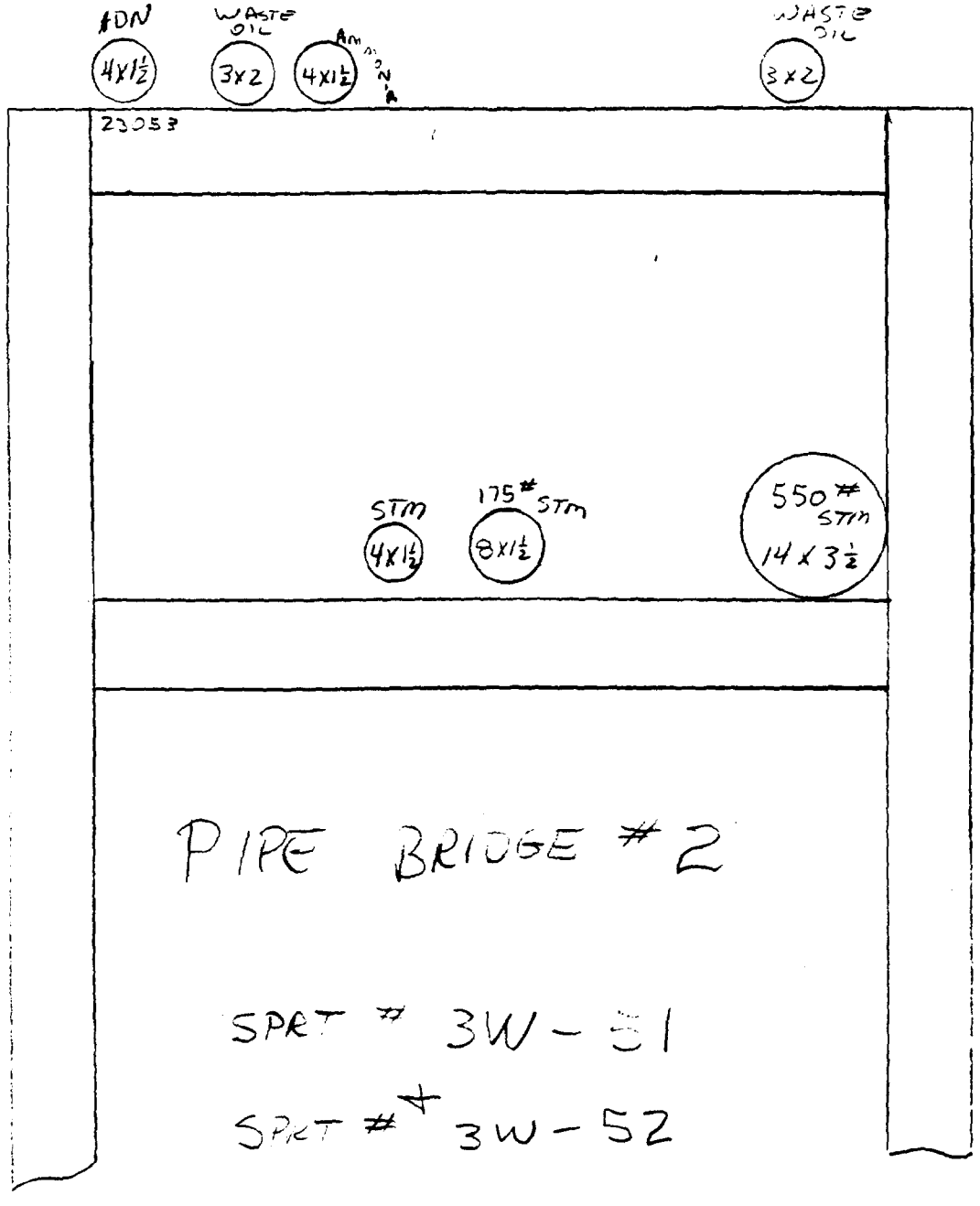
#DN
4X1½
WASTE OIL
3X2
4X1½
AIR
N/A
WASTE OIL
3X2
23053
STM
4X1½
175# STM
8X1½
550# STM
14 X 3½
PIPE BRIDGE # 2
SPRT # 3W-51
SPRT # 3W-52

DUP 0318671

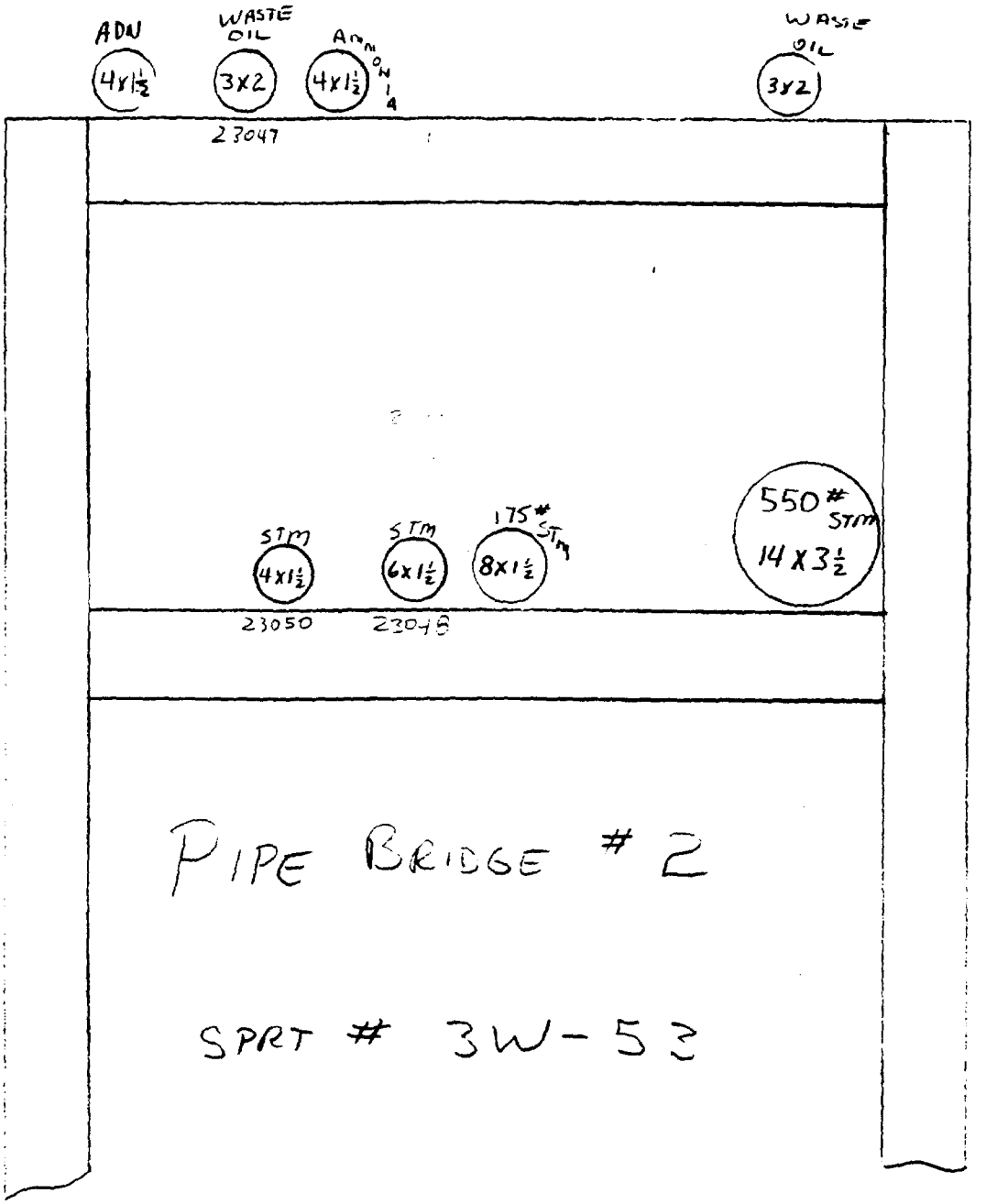
ADN
4x1½
WASTE OIL
3x2
AMMONIA
4x1½
WASTE OIL
3x2
23047
STM
4x1½
STM
6x1½
175# STM
8x1½
550# STM
14x3½
23050
23048
PIPE BRIDGE # 2
SPRT # 3W-53

DUP 0318672


STM
2x1½
ADN
4x1½
WASTE OIL
3x2
AMMON.
4x1½
WASTE OIL
3x2
23054
STM
4x1½
STM
6x1½
175# STM
?x1½
550# STM
14x3½
PIPE BRIDGE #2
SPRT # 3W-54
THRU
SPRT # 3W-61

DUP 0318673

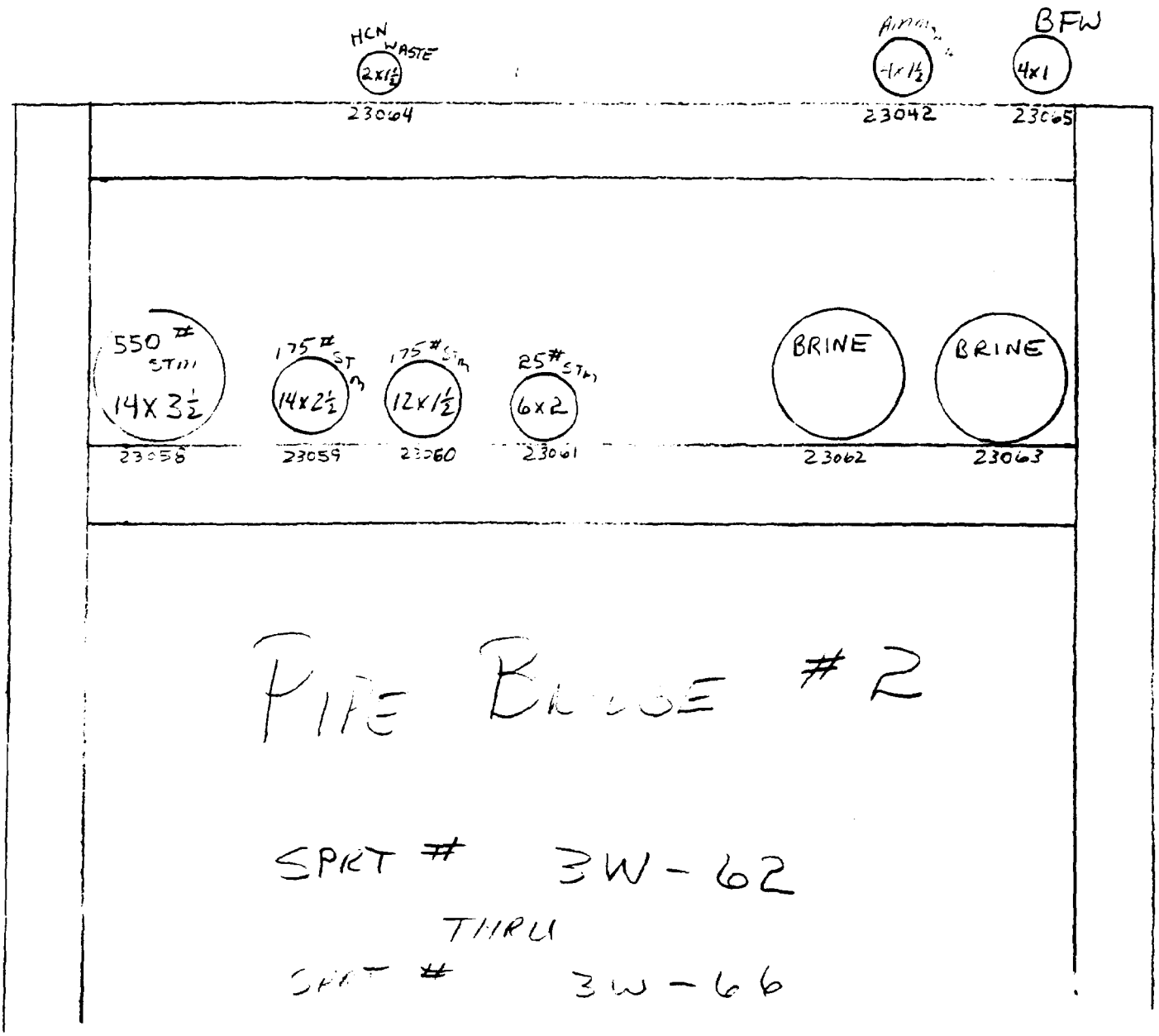

PIPE BRIDGE #2

SPRT # 3W-62

THRU

SPRT # 3W-66

DUP 0318674

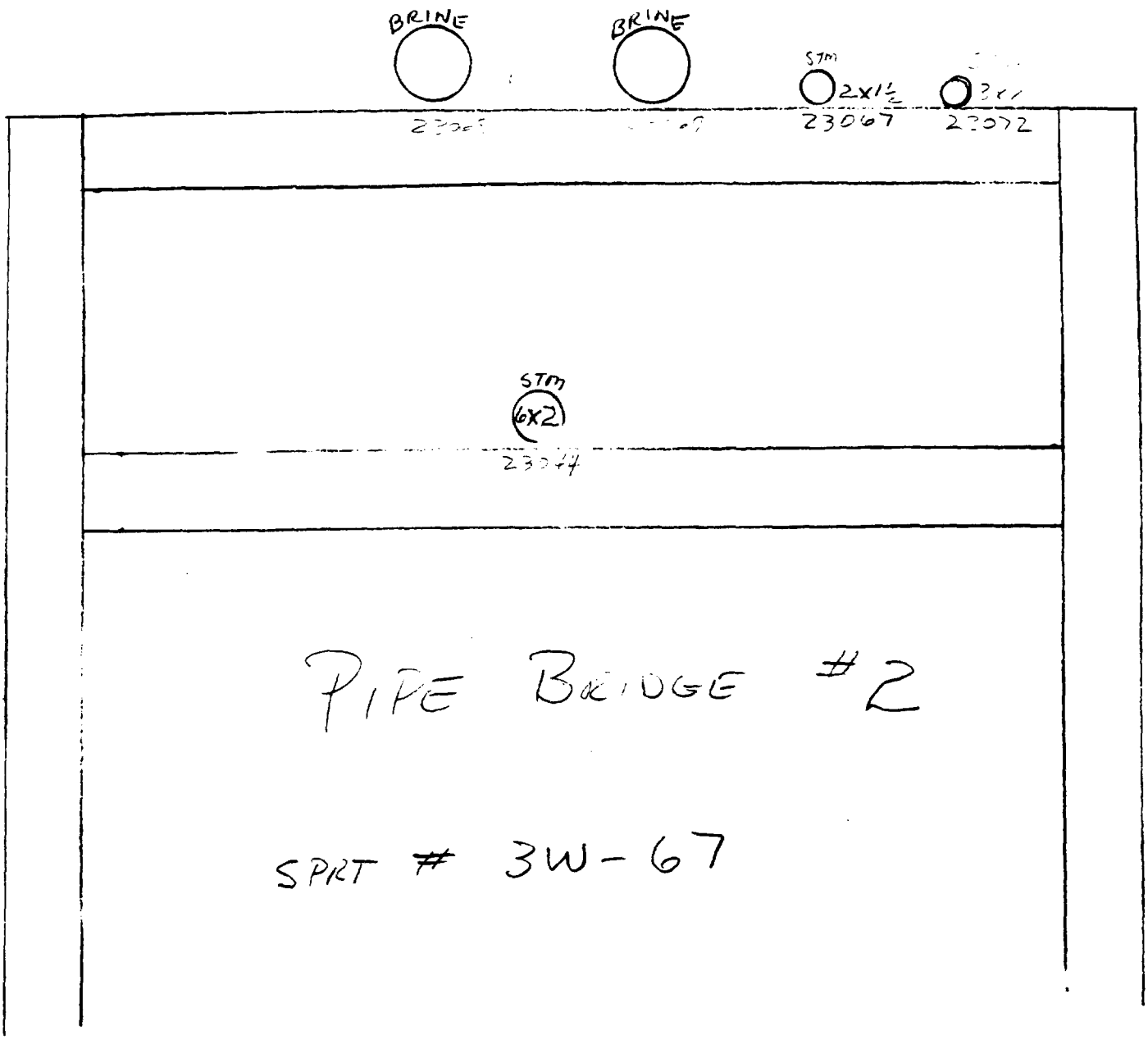
BRINE
BRINE
STM
2x1½
23067
23072
STM
6x2
PIPE BRIDGE #2
SPRT # 3W-67

DUP 0318675

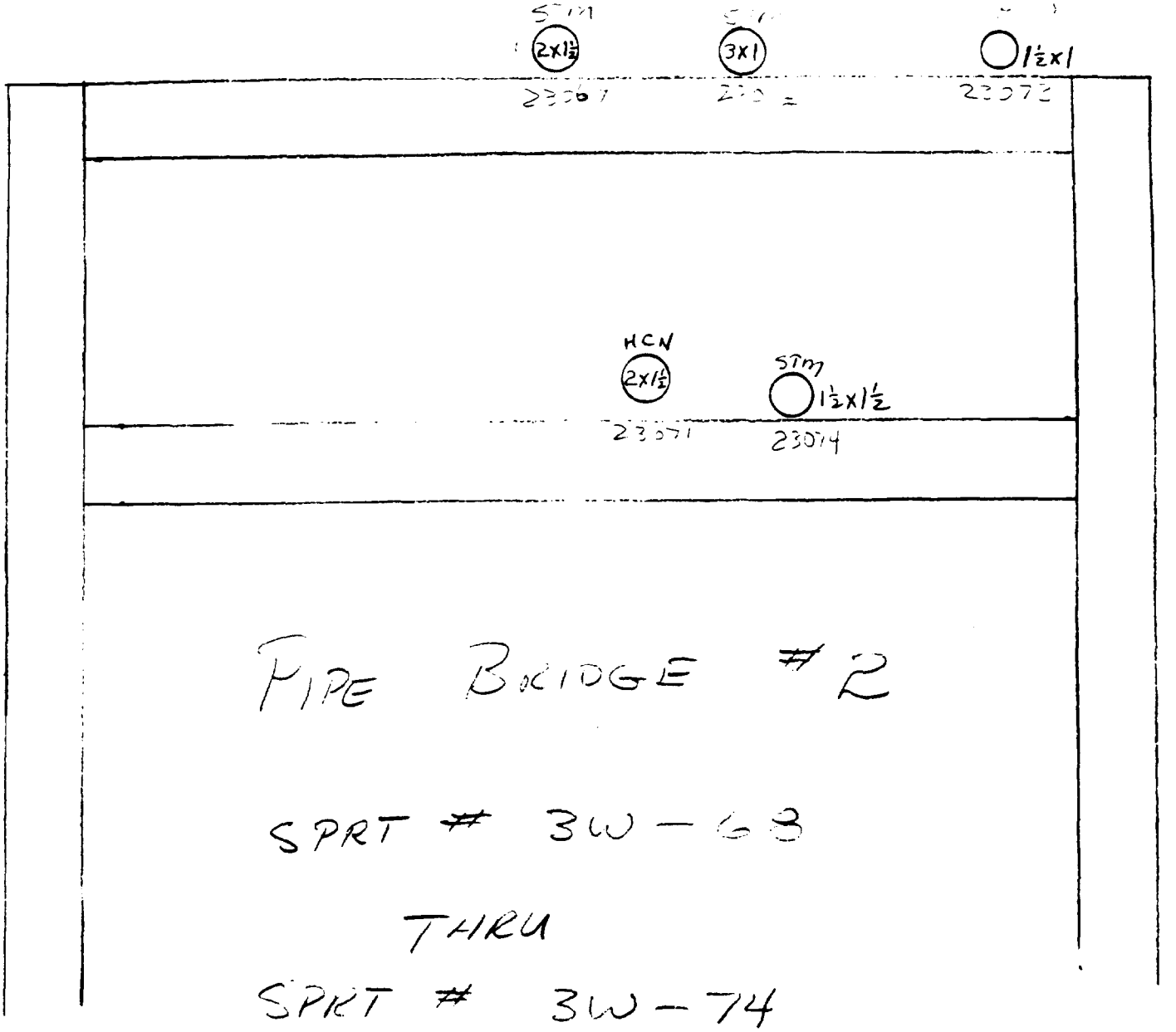

PIPE BRIDGE #2

SPRT # 3W-63

THRU

SPRT # 3W-74

DUP 0318676

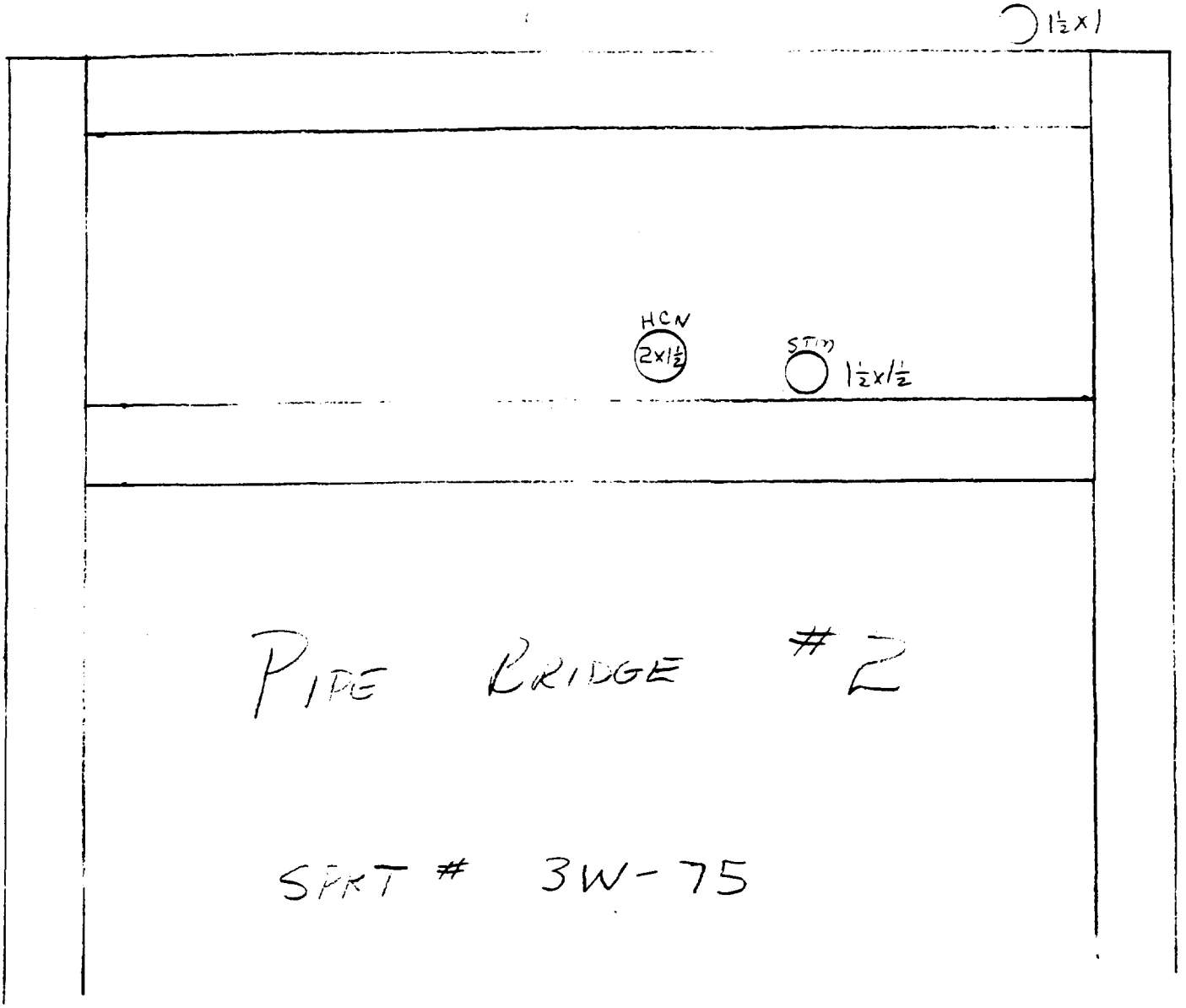

PIPE BRIDGE #2

SPRT # 3W-75

DUP 0318677

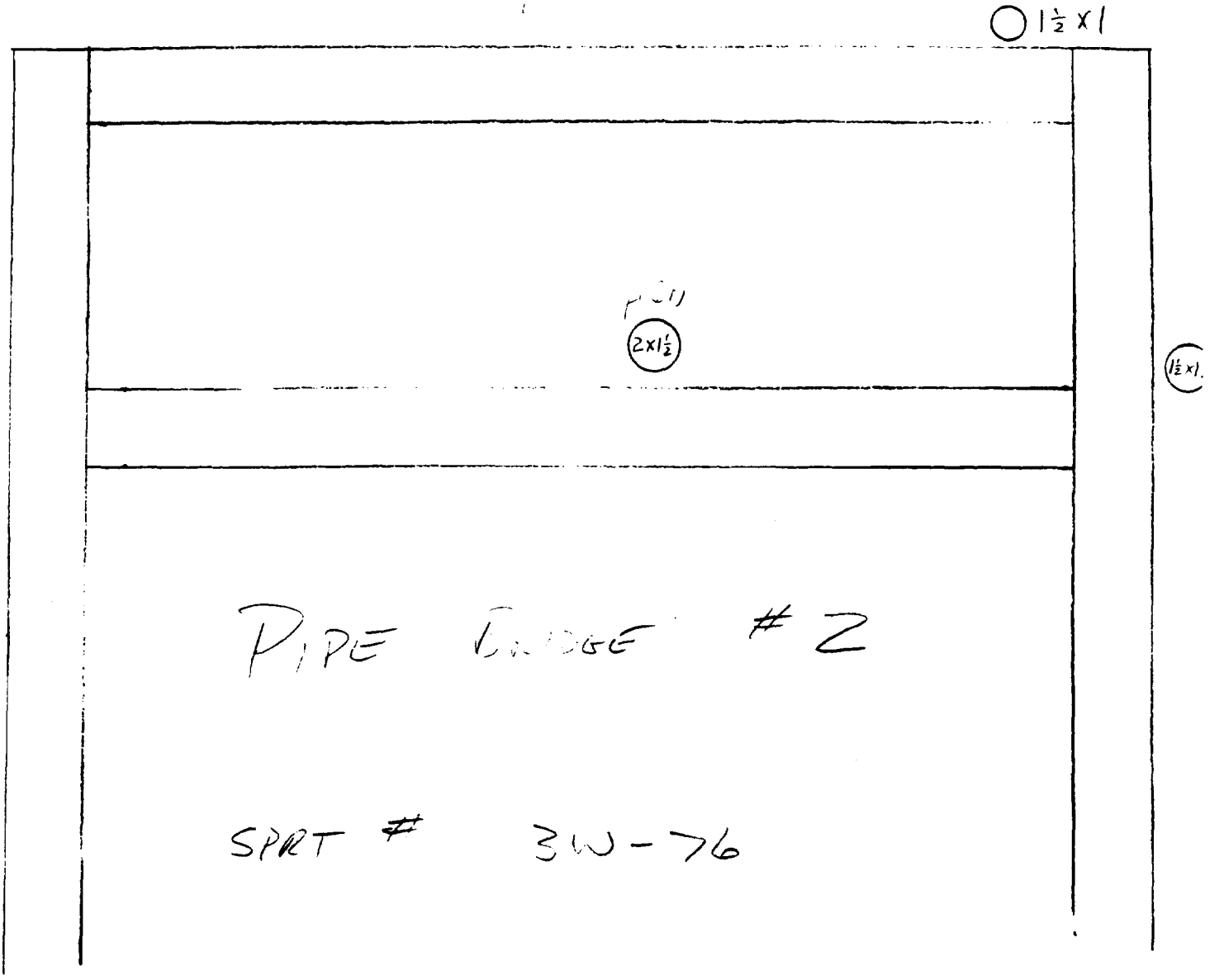

DUP 0318678

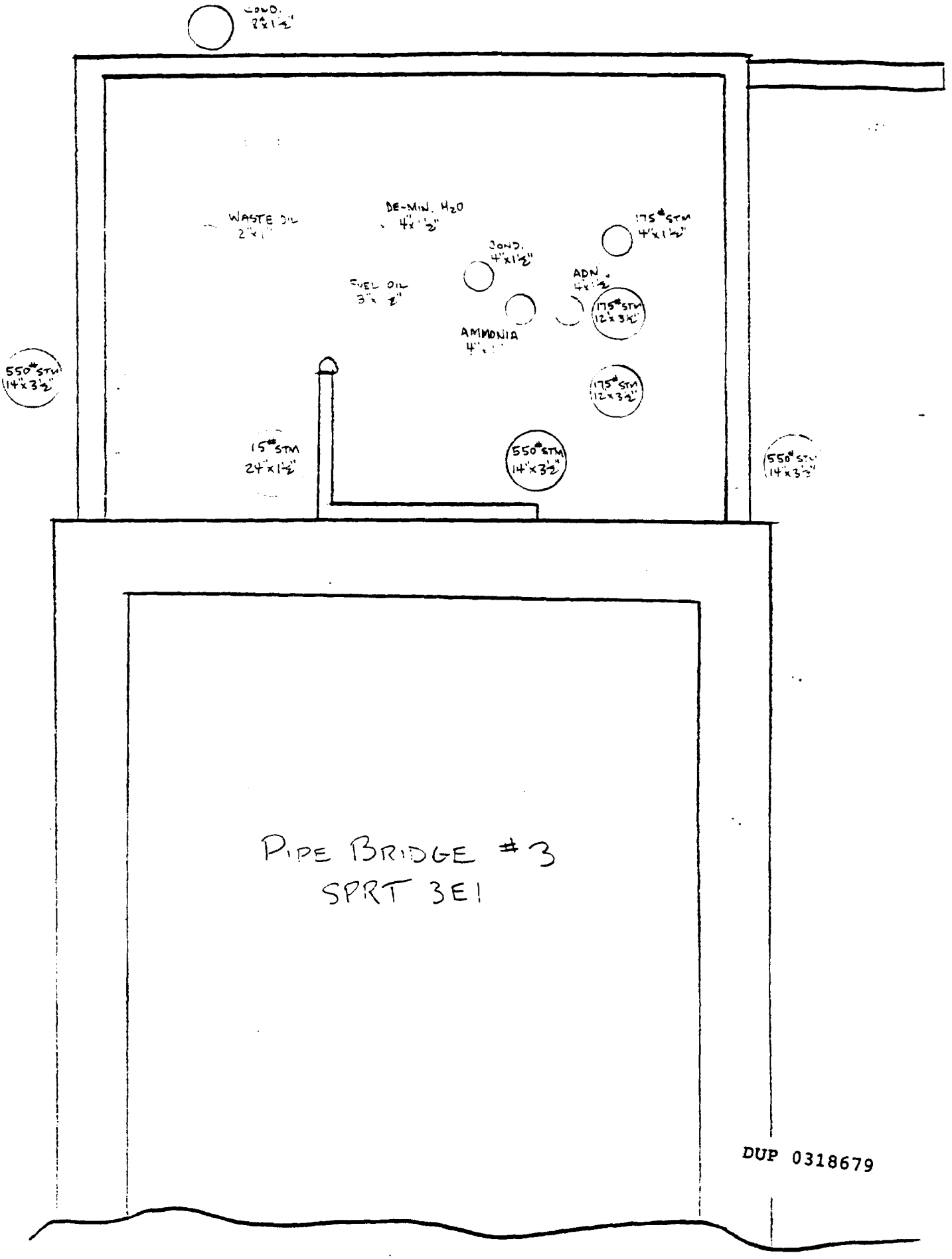
COND.
2"x1½"
WASTE OIL
2"x1"
DE-MIN. H2O
4"x1½"
COND.
4"x1½"
175# STM
4"x1½"
FUEL OIL
3"x2"
ADN
4"x1½"
AMMONIA
4"x1"
175# STM
12"x3½"
550# STM
14"x3½"
175# STM
12"x3½"
15# STM
24"x1½"
550# STM
14"x3½"
550# STM
14"x3½"
PIPE BRIDGE #3
SPRT 3E1

DUP 0318679

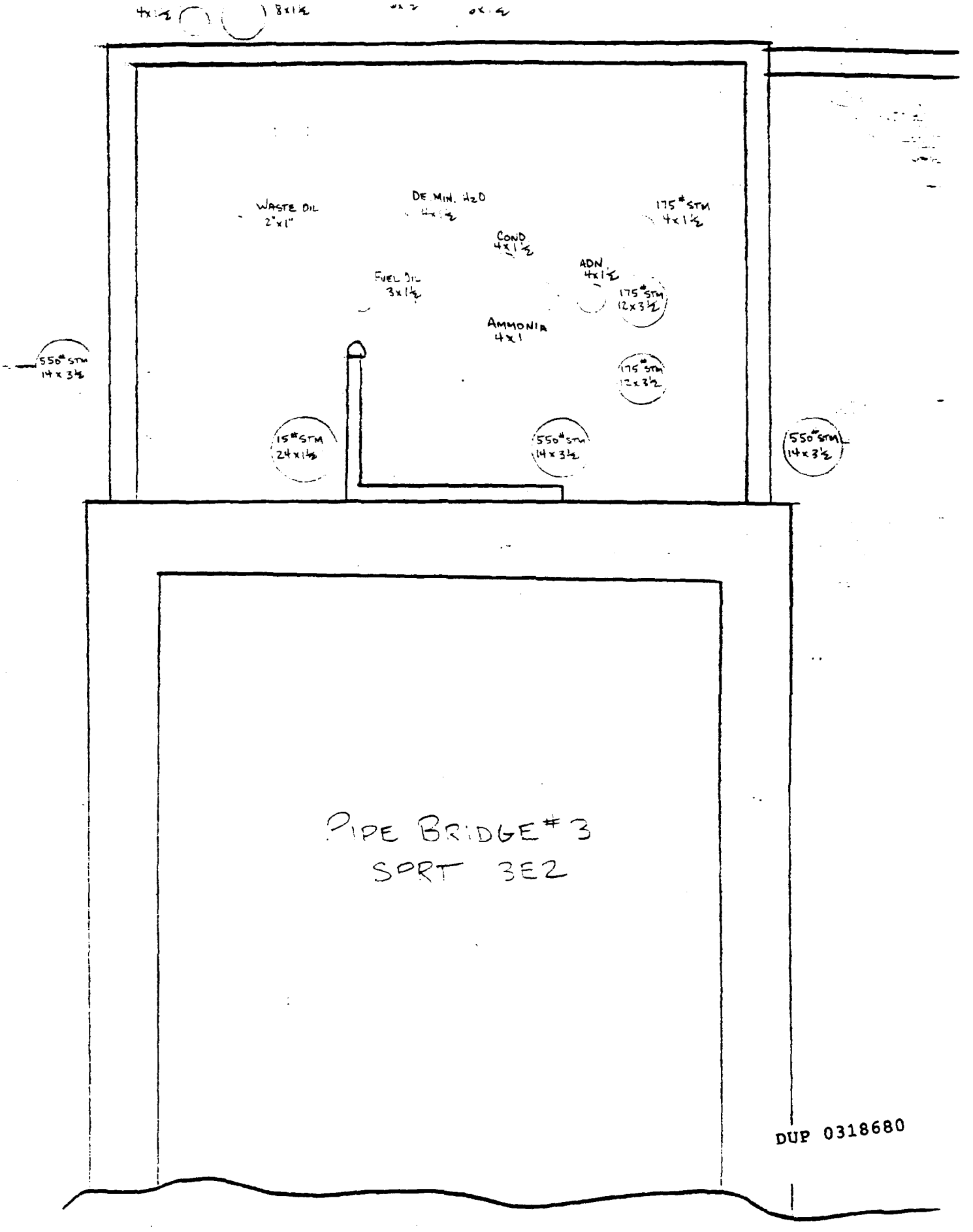
WASTE OIL
2"x1"
DE MIN. H2O
COND
4x1½
ADN
4x1½
FUEL OIL
3x1½
AMMONIA
4x1
175# STM
4x1½
175# STM
12x3½
175# STM
12x3½
550# STM
14x3½
15# STM
24x1½
550# STM
14x3½
550# STM
14x3½
PIPE BRIDGE #3
SORT 3E2

DUP 0318680

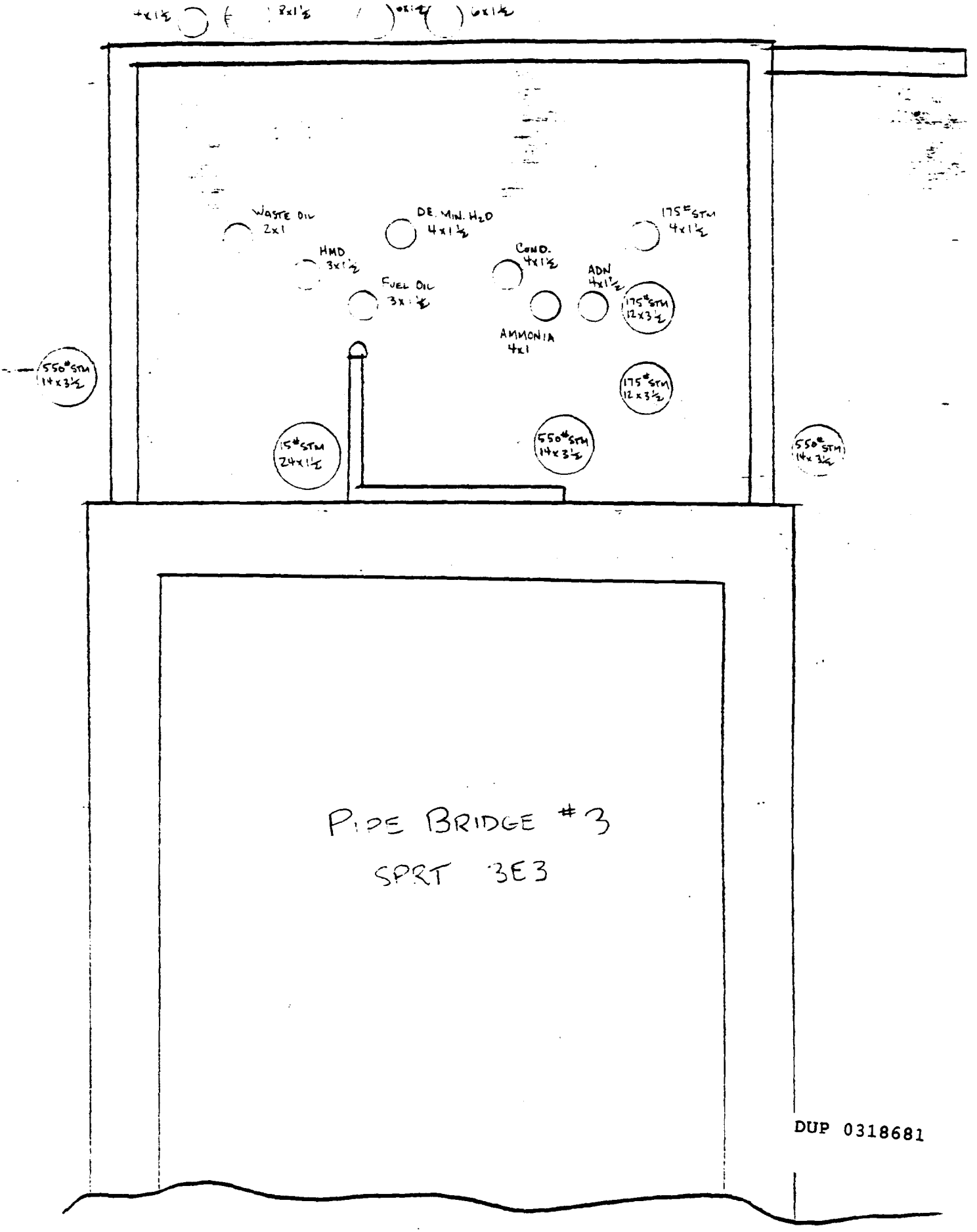
WASTE OIL 2x1
DE. MIN. H2O 4x1½
175# STM 4x1½
HMD 3x1½
COND. 4x1½
ADN 4x1½
FUEL OIL 3x1½
175# STM 12x3½
AMMONIA 4x1
550# STM 14x3½
175# STM 12x3½
15# STM 24x1½
550# STM 14x3½
550# STM 14x3½
PIPE BRIDGE #3
SPRT 3E3

DUP 0318681

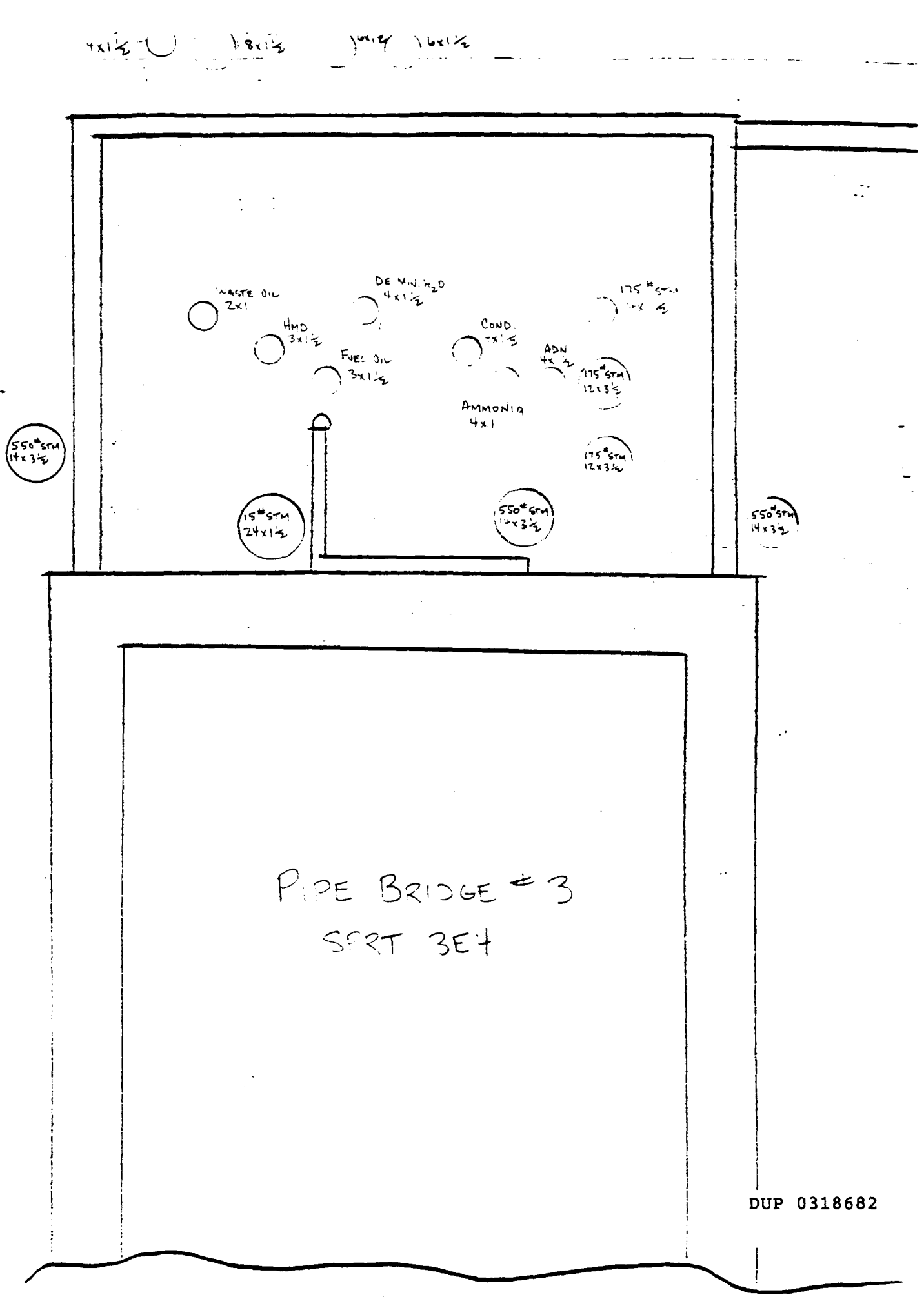
WASTE OIL
2x1
DE MIN. H2O
4x1½
HMD
3x1½
FUEL OIL
3x1½
COND.
ADN
4x½
175# STM
12x3½
AMMONIA
4x1
550# STM
14x3½
15# STM
24x1½
PIPE BRIDGE #3
SORT SET

DUP 0318682

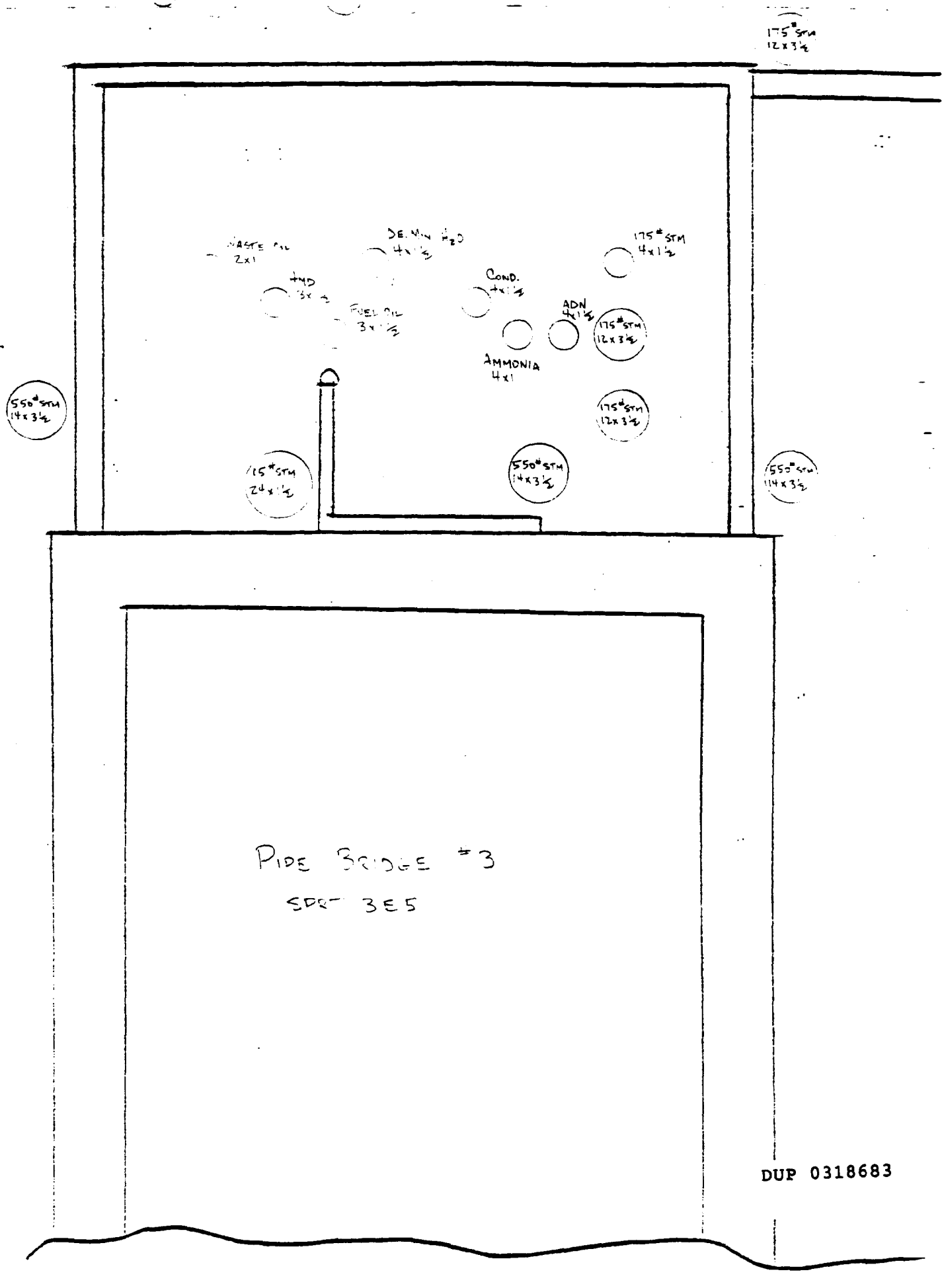
175# STM
12x3½
WASTE OIL
2x1
DE. MIN H2O
4x1½
175# STM
4x1½
HYD
3x1
COND.
4x1½
FUEL OIL
3x1½
ADN
4x1½
175# STM
12x3½
AMMONIA
4x1
550# STM
14x3½
175# STM
12x3½
175# STM
24x1½
550# STM
14x3½
550# STM
14x3½
PIPE BRIDGE #3
SDRT 3E5

DUP 0318683

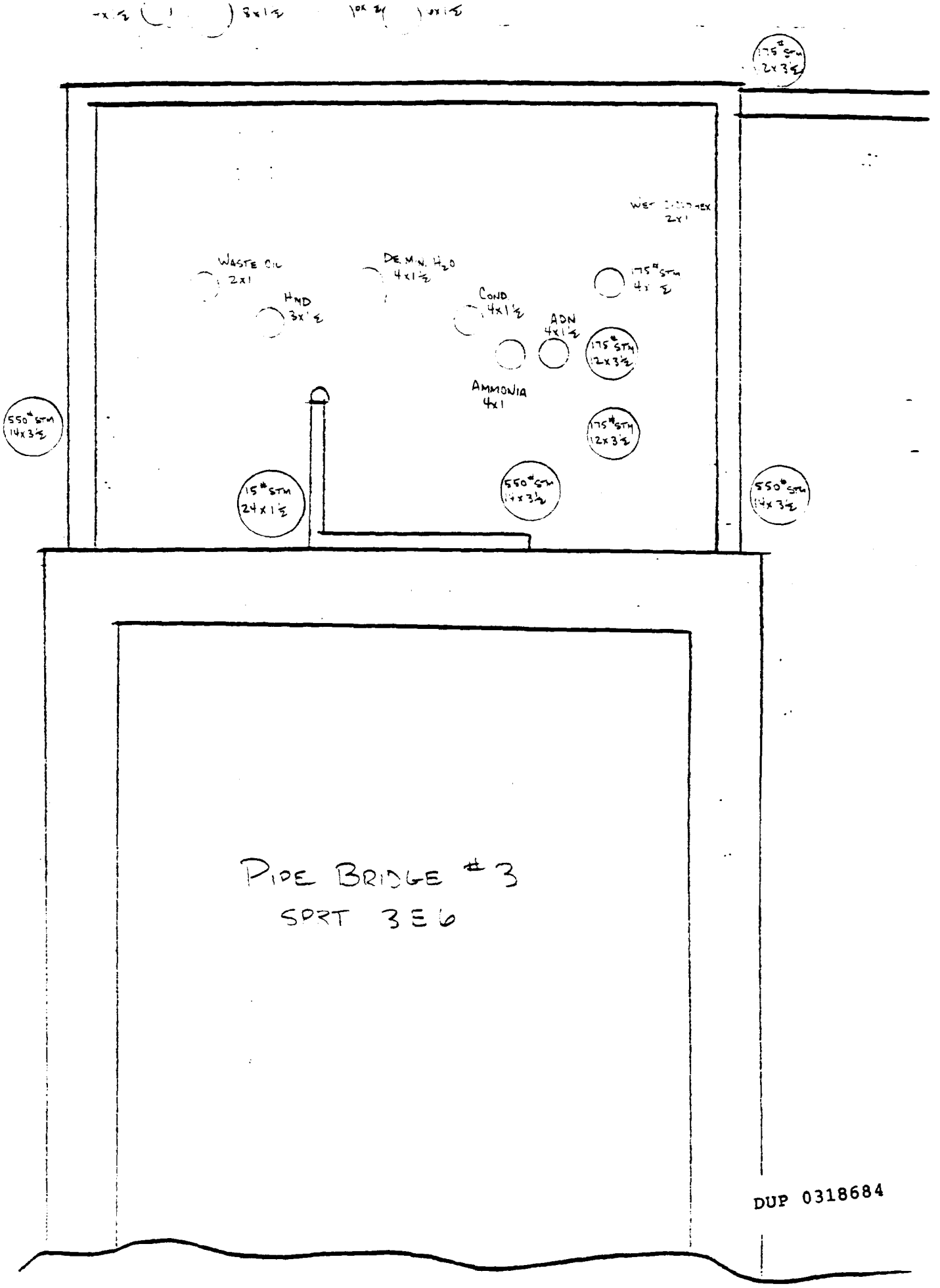
WASTE OIL
2x1
HND
3x1½
DE.M.N. H2O
4x1½
COND
4x1½
ADN
4x1½
AMMONIA
4x1
175# STM
2x3½
550# STM
14x3½
15# STM
24x1½
PIPE BRIDGE #3
SPRT 3E6

DUP 0318684

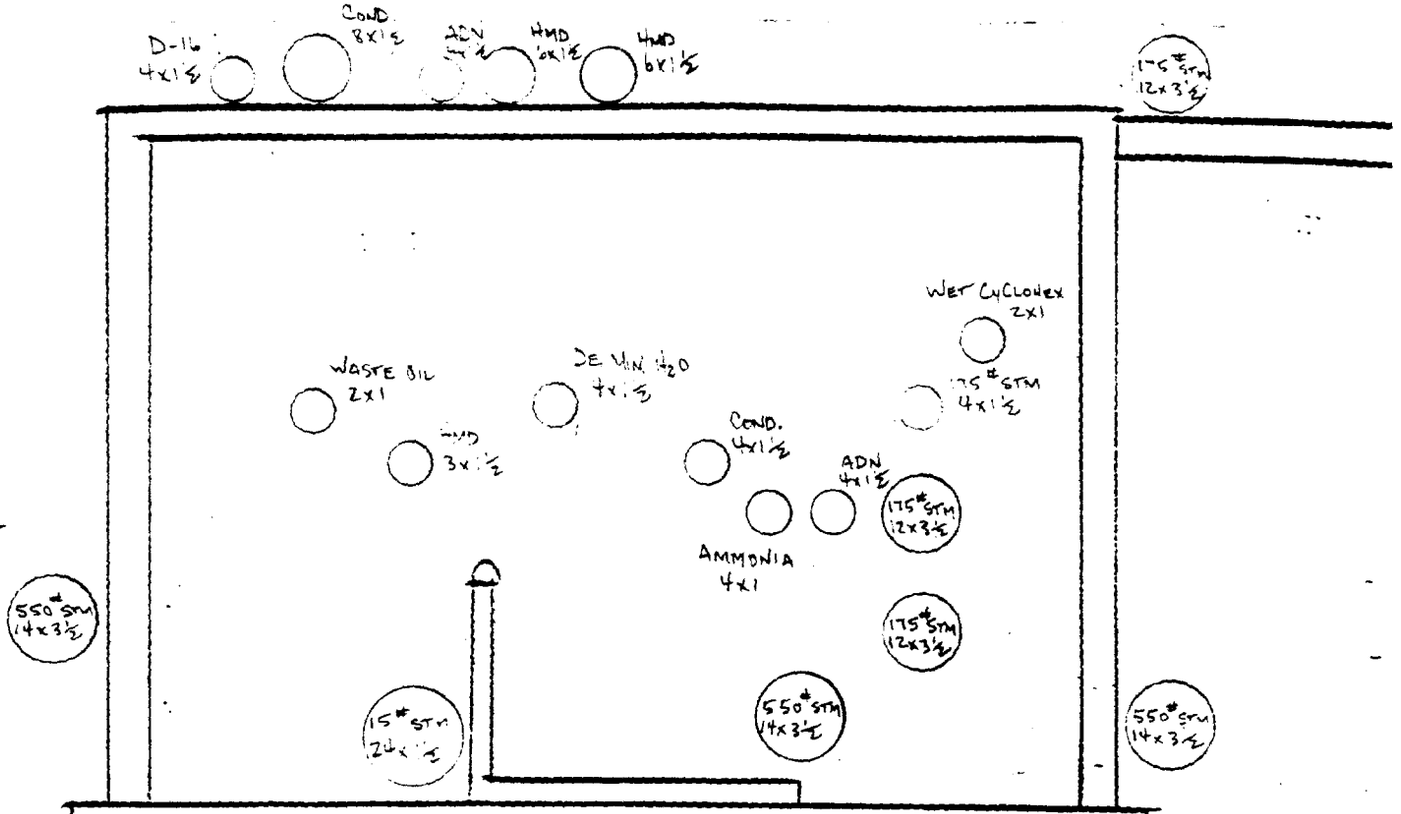

PIPE BRIDGE #3

SPRT 3E7

DUP 0318685

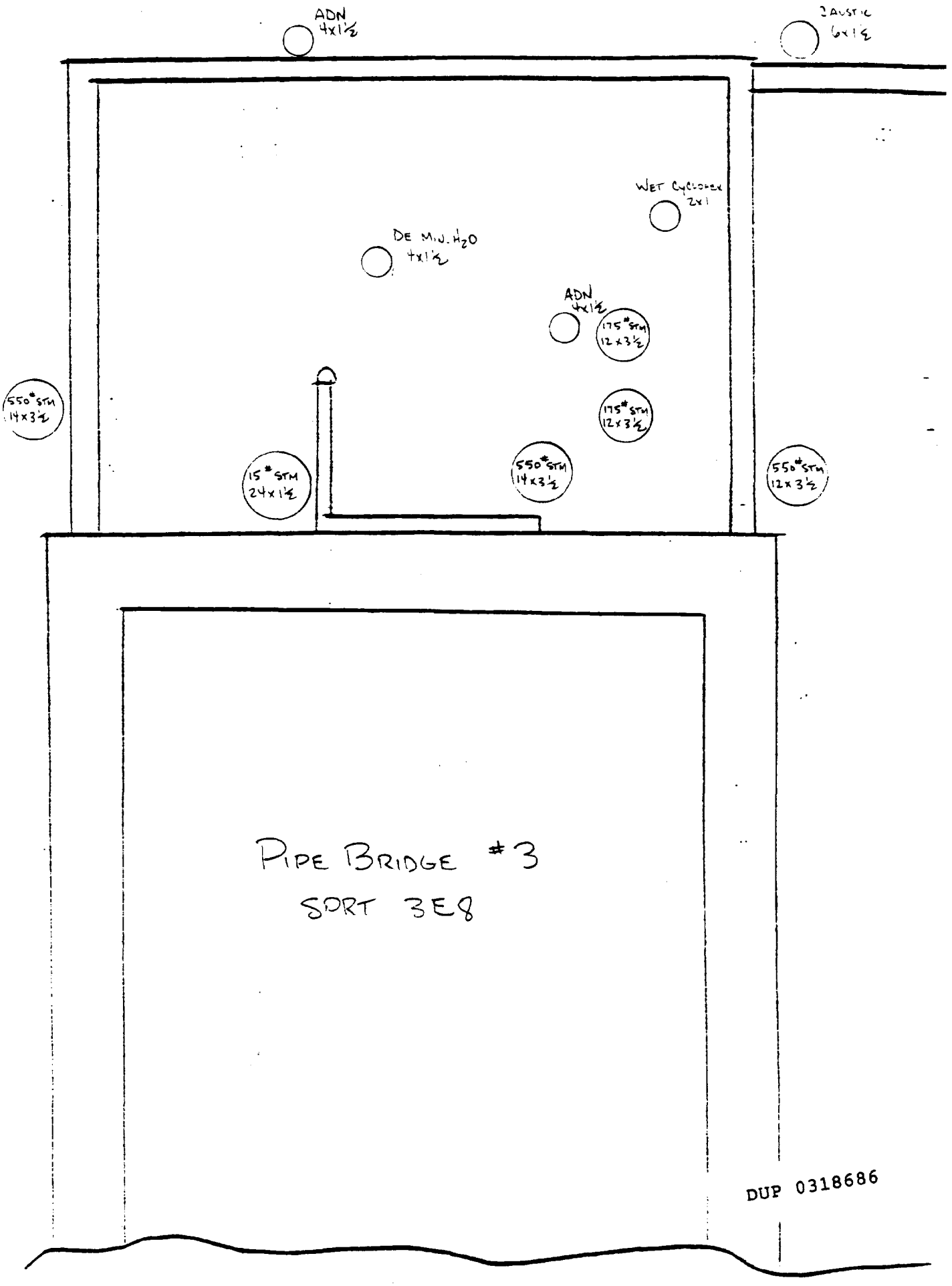
ADN
4x1½
CAUSTIC
6x1½
WET CYCLONES
2x1
DE M.U. H2O
4x1½
ADN
4x1½
175# STM
12x3½
175# STM
12x3½
550# STM
14x3½
15# STM
24x1½
550# STM
14x3½
550# STM
12x3½
PIPE BRIDGE #3
SORT 3E8

DUP 0318686

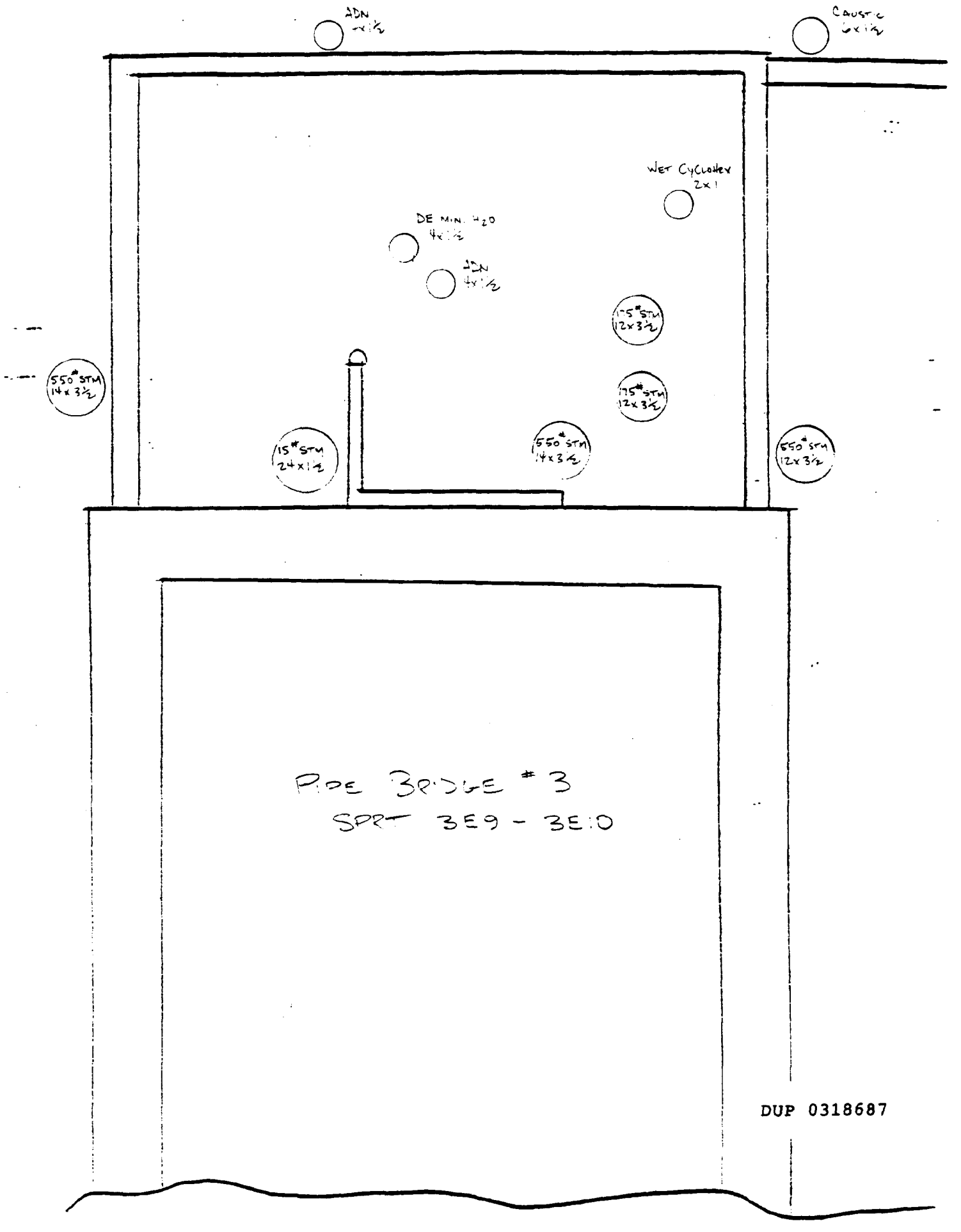
ADN
Caustic
Wet Cyclonex
2x1
DE MIN. H2O
4x1½
ADN
4x1½
175# STM
12x3½
175# STM
12x3½
550# STM
14x3½
15# STM
24x1½
550# STM
14x3½
550# STM
12x3½
PIPE BRIDGE # 3
SPRT 3E9 - 3E10

DUP 0318687

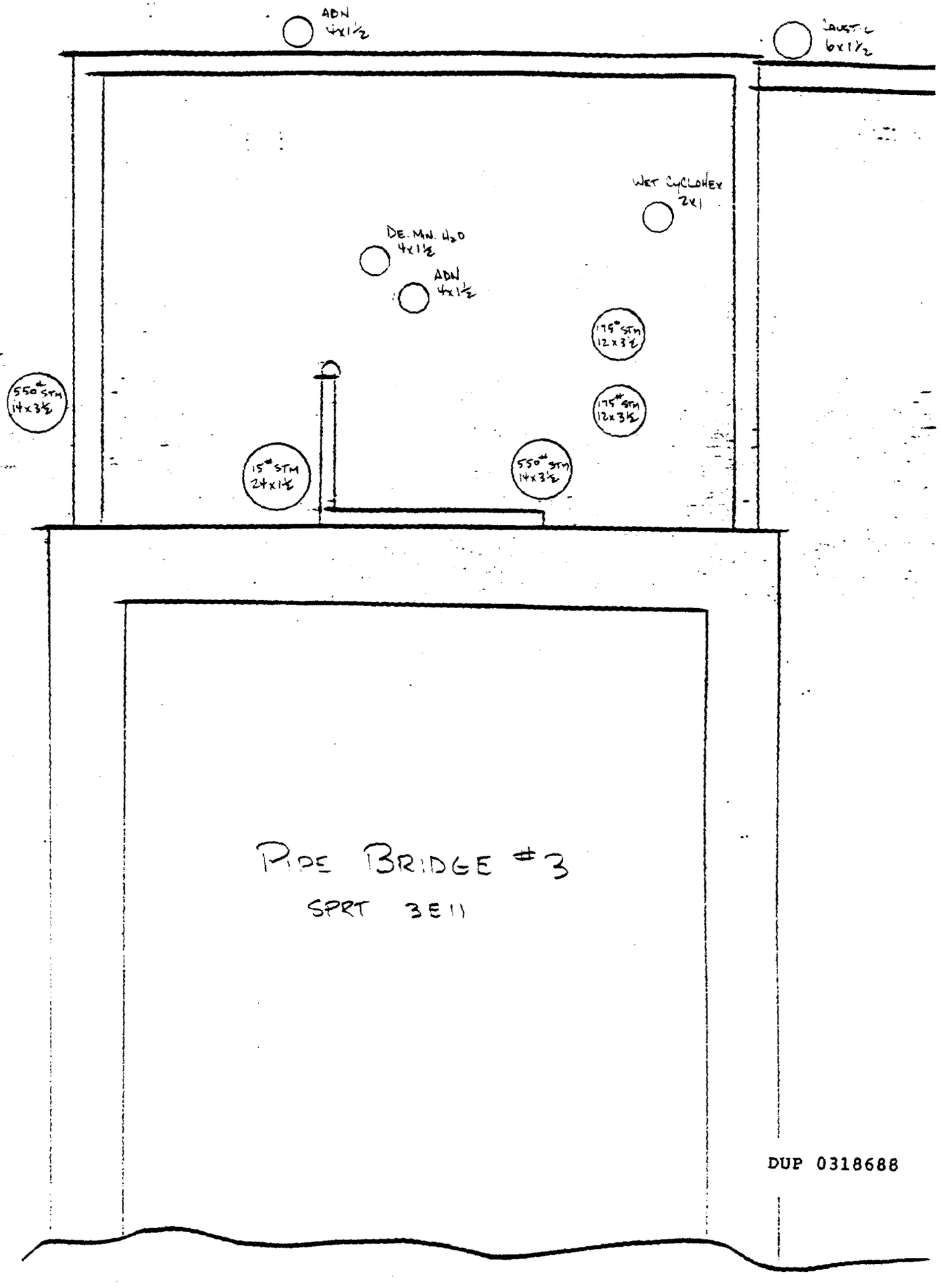
ADN
4x1½
6x1½
WET CYCLOHEX
2x1
DE. MN. H₂O
4x1½
ADN
4x1½
175# STM
12x3½
175# STM
12x3½
550# STM
14x3½
15# STM
24x1½
550# STM
14x3½
PIPE BRIDGE #3
SPRT 3E11

DUP 0318688

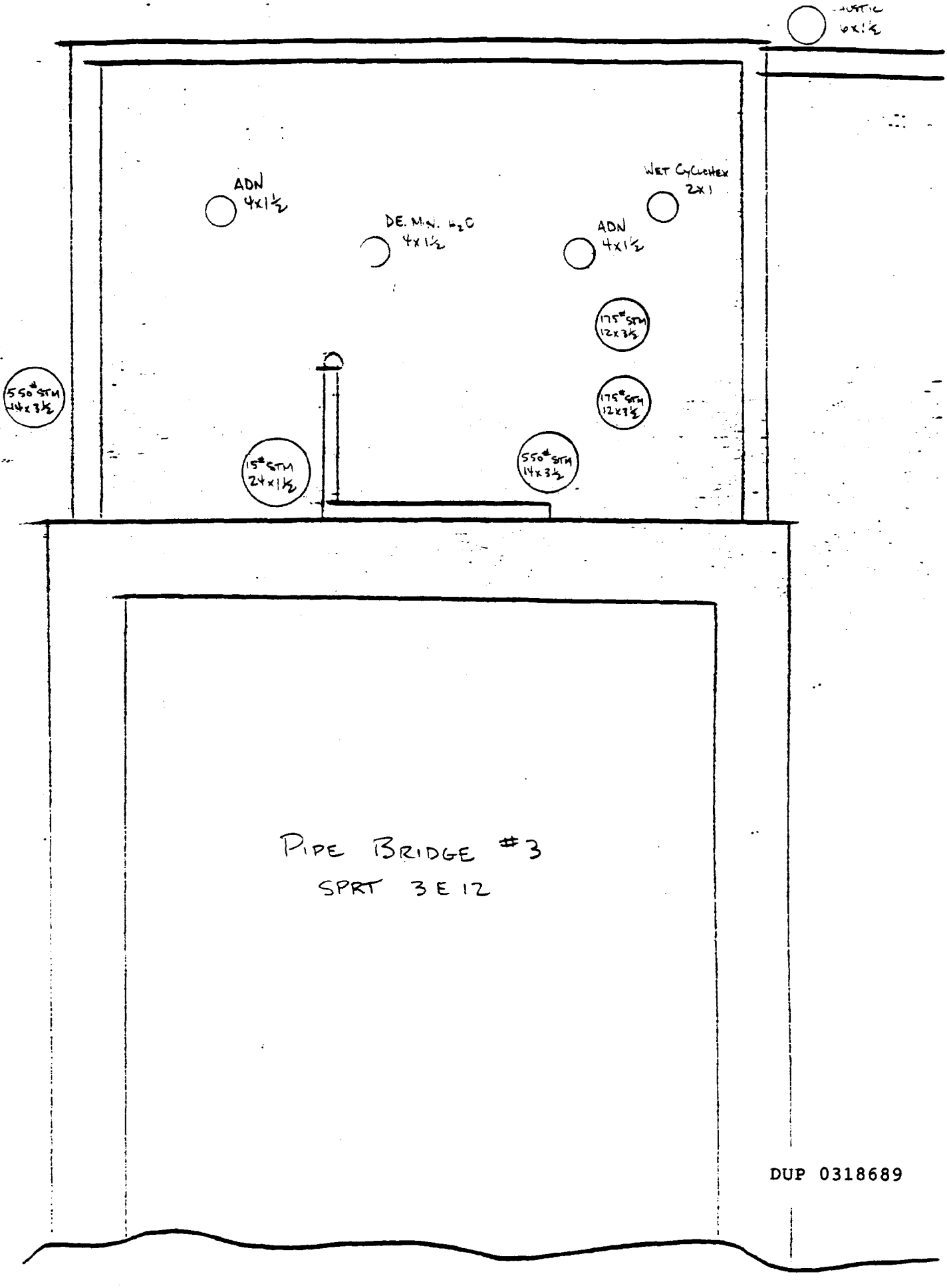
CAUSTIC
6x1½
ADN
4x1½
DE. M.N. H2O
4x1½
ADN
4x1½
WET CYCLOHEX
2x1
175# STM
12x3½
175# STM
12x3½
550# STM
14x3½
15# STM
24x1½
550# STM
14x3½
PIPE BRIDGE #3
SPRT 3E12

DUP 0318689

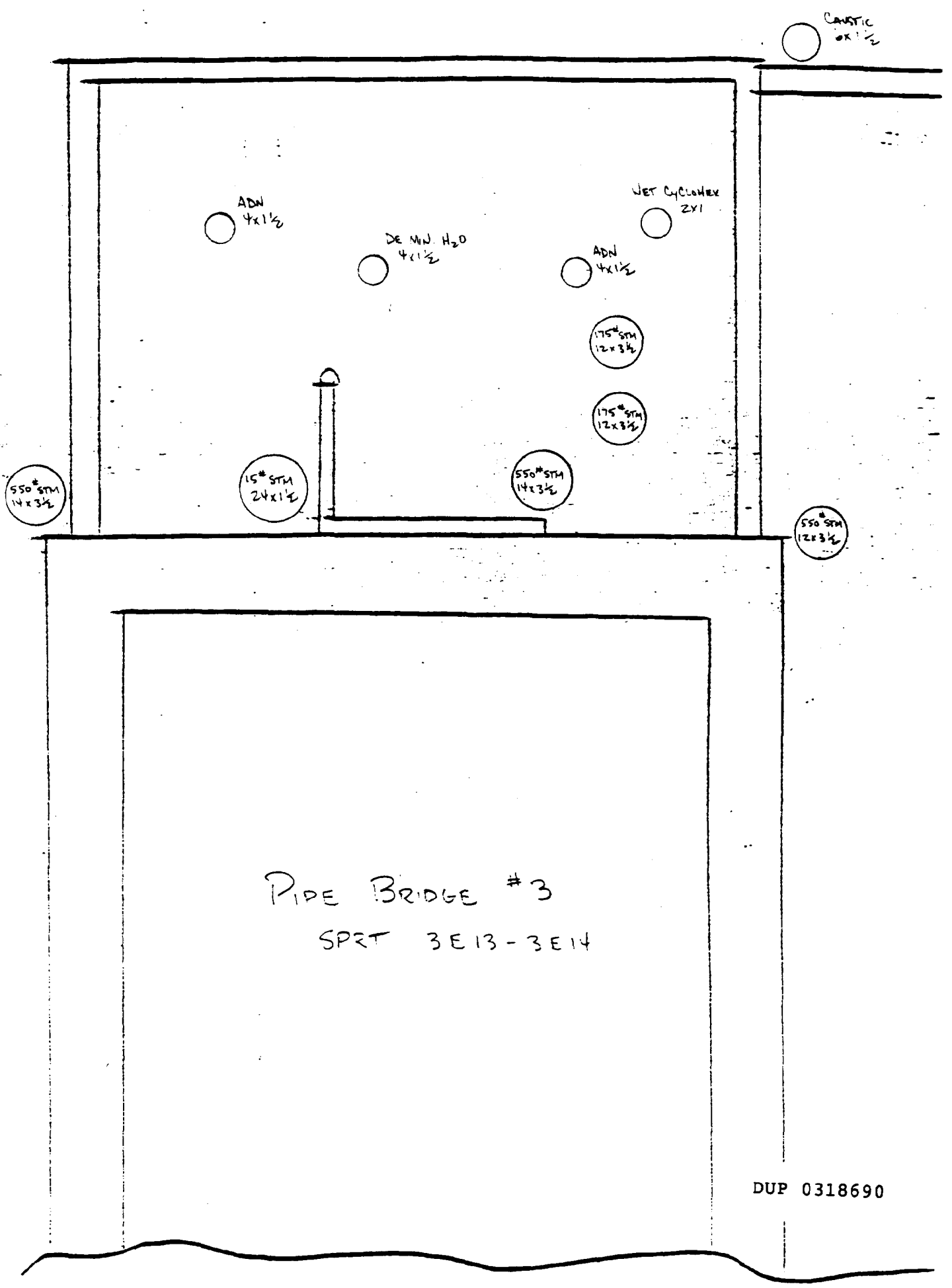

PIPE BRIDGE #3

SPRT 3E13-3E14

DUP 0318690

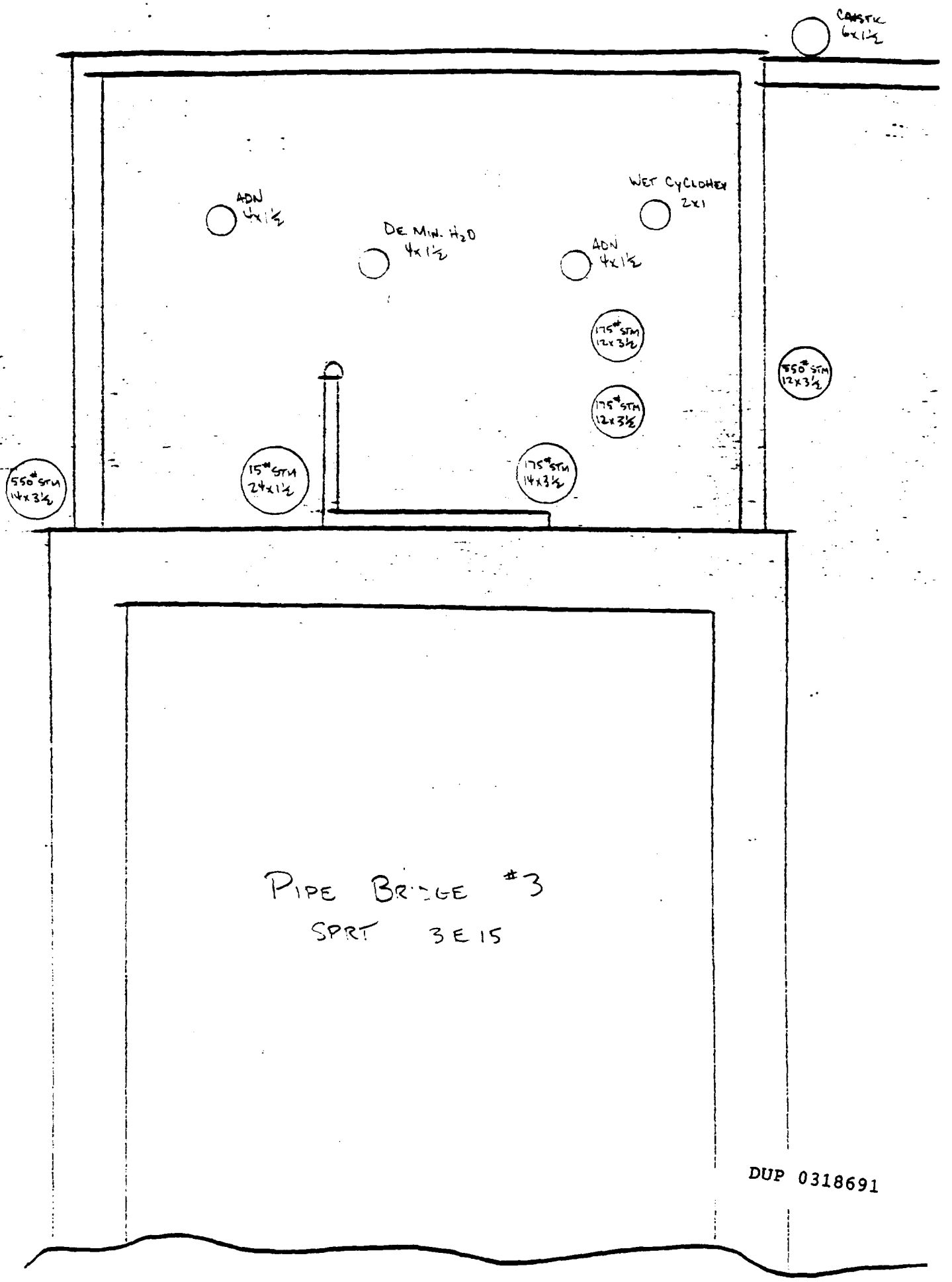

PIPE BRIDGE #3

SPRT 3E15

DUP 0318691

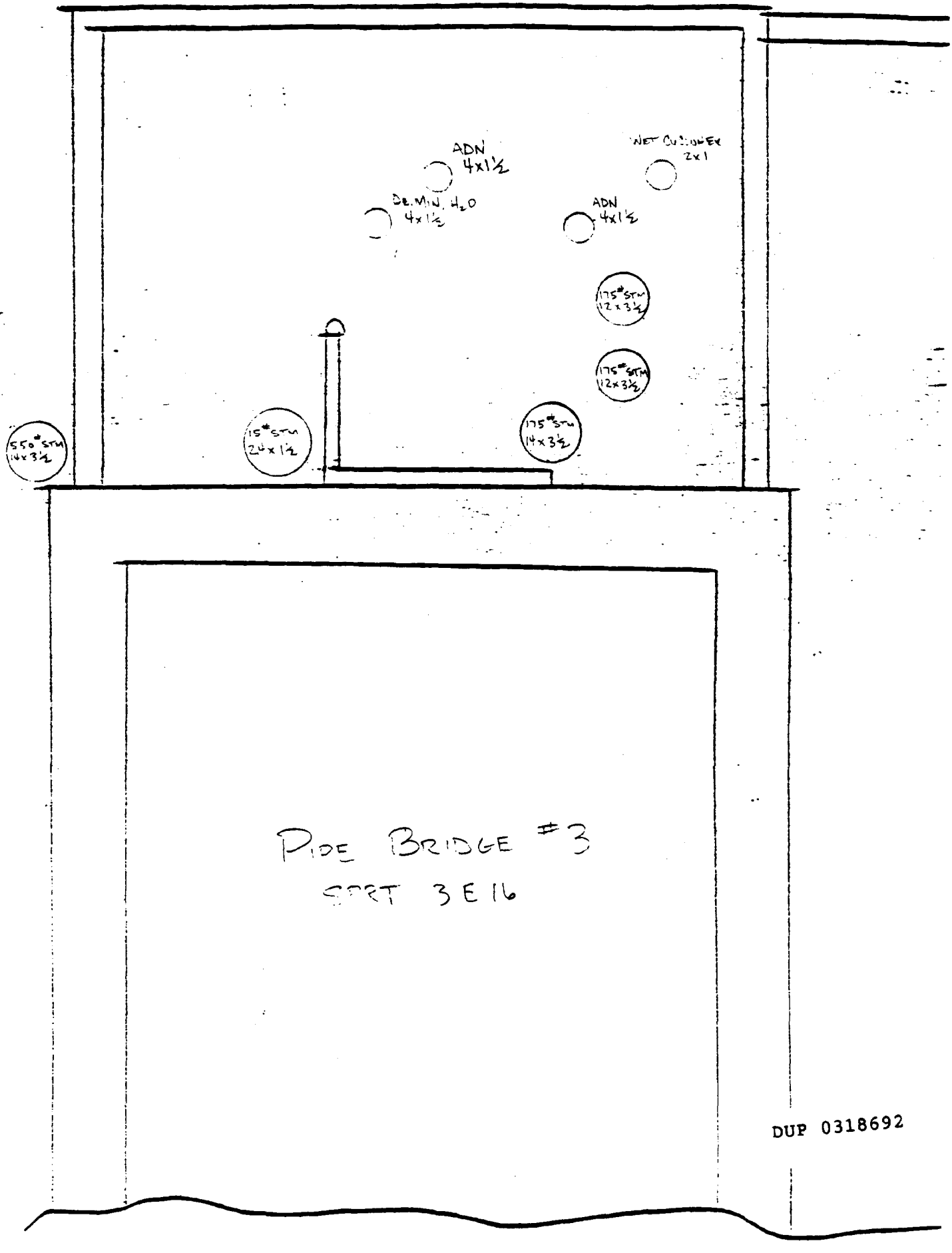

PIPE BRIDGE #3

SPRT 3E16

DUP 0318692

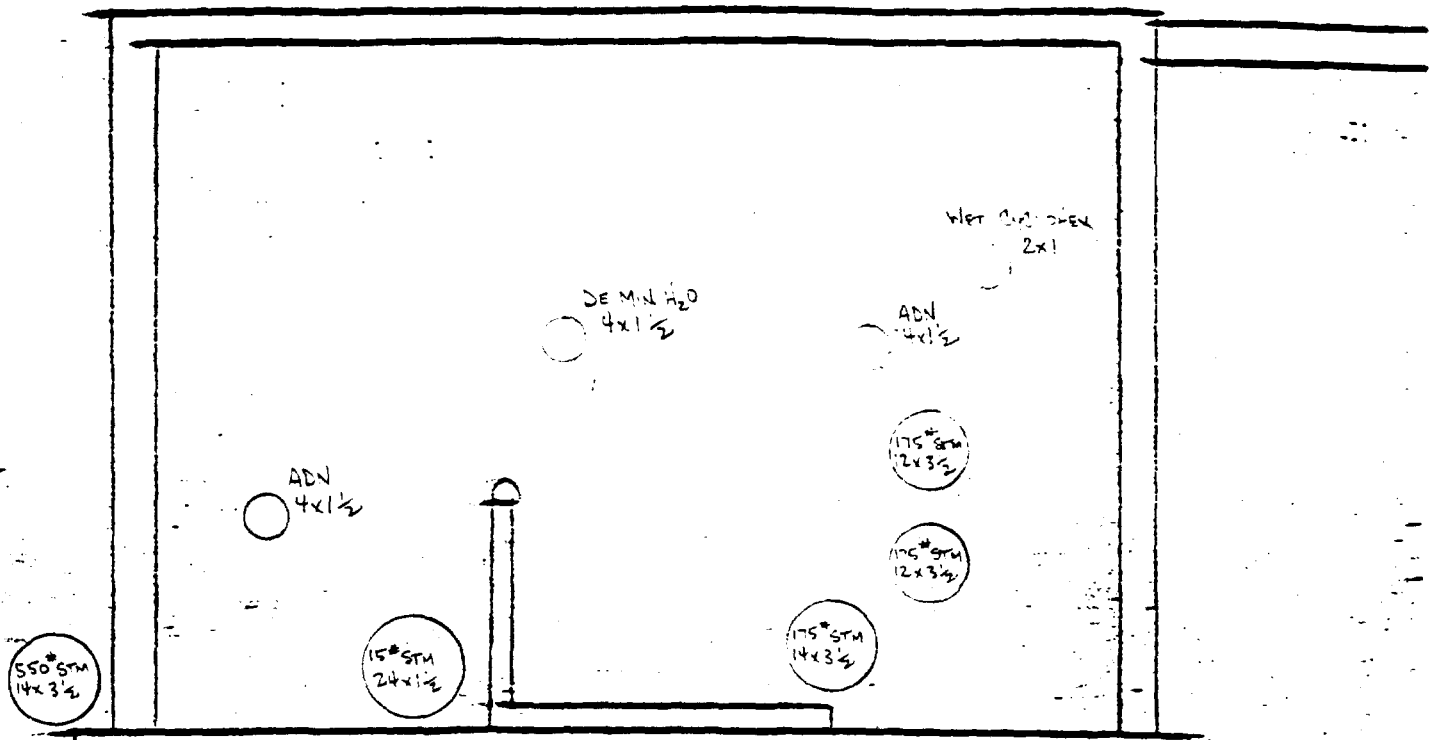

PIPE BRIDGE #3
SPRT 3E17

DUP 0318693

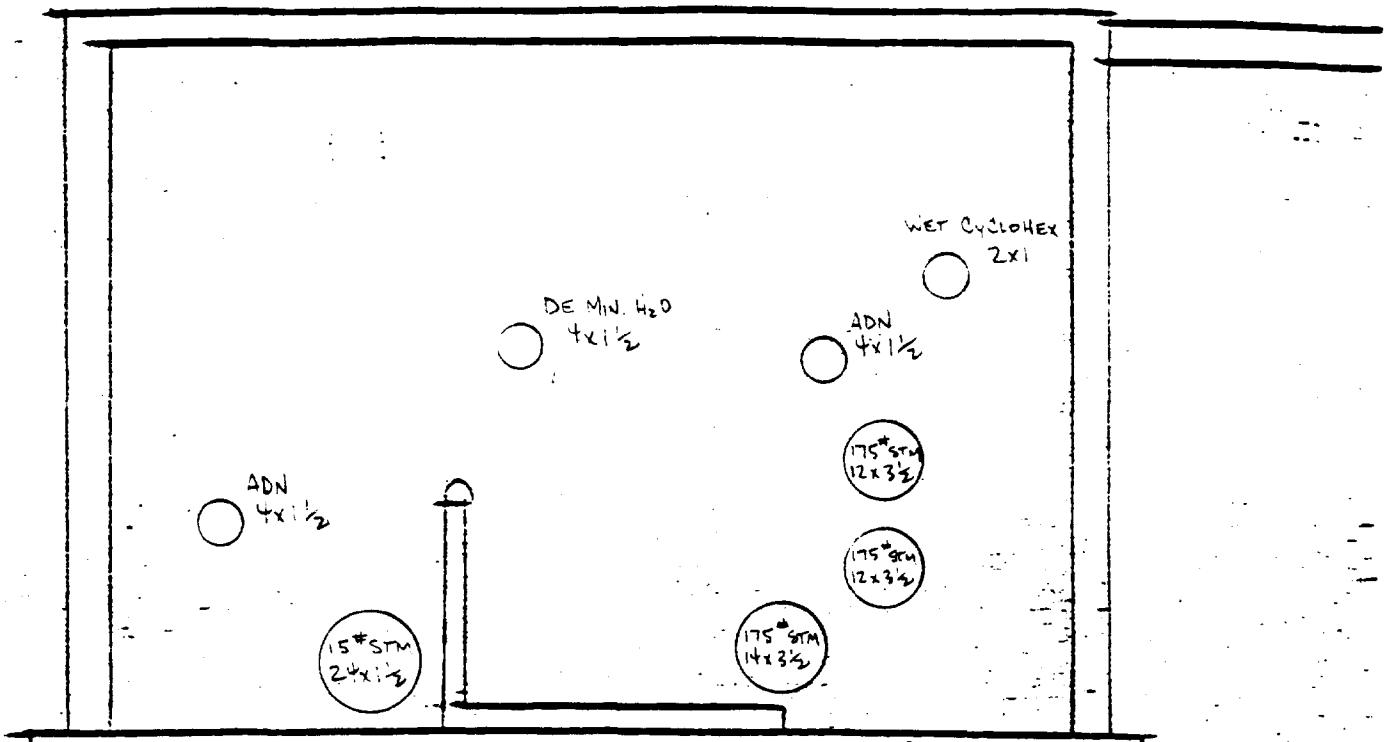

PIPE BRIDGE #3

SCOT 3518

DUP 0318694

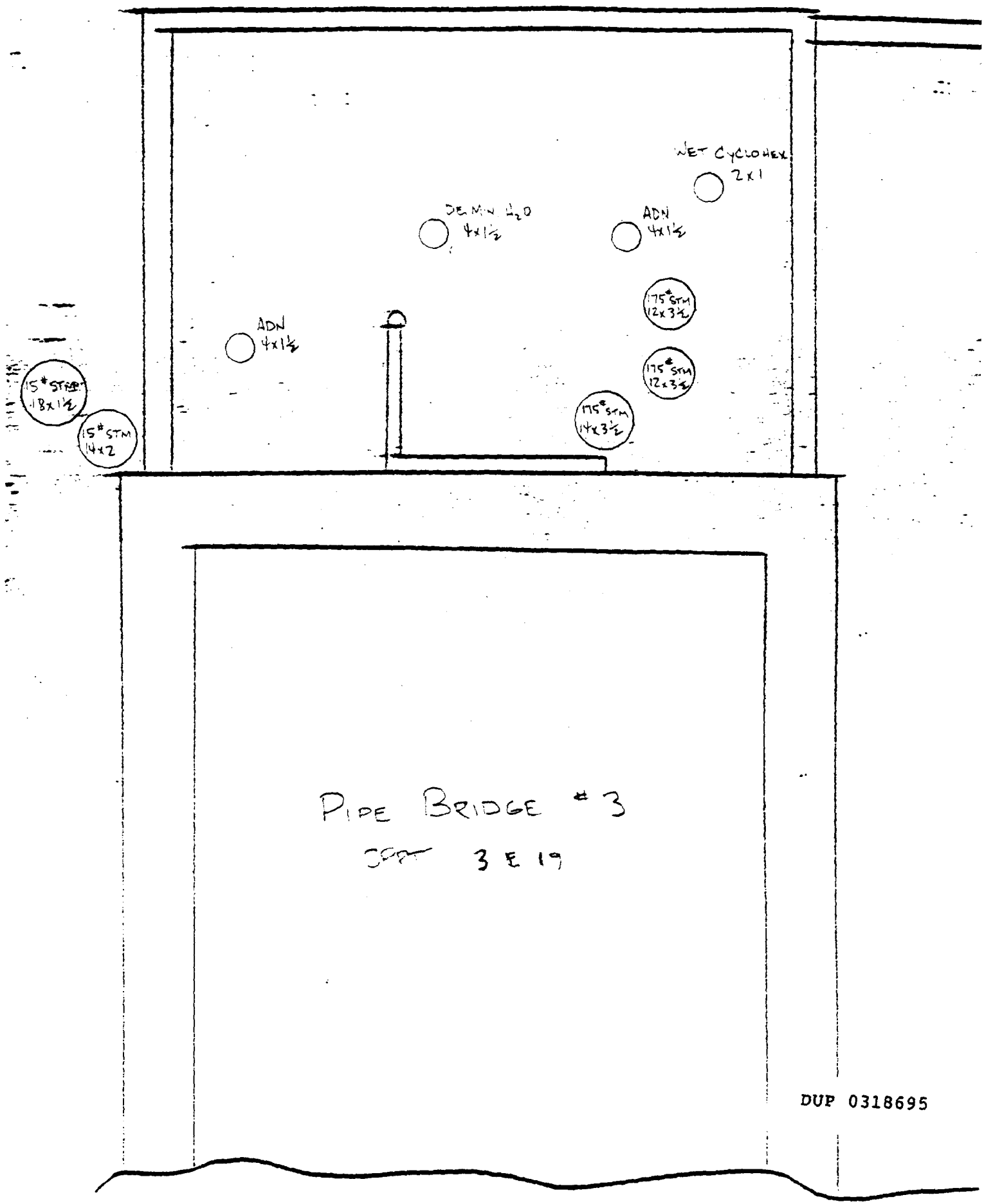

PIPE BRIDGE #3

3 E 19

DUP 0318695

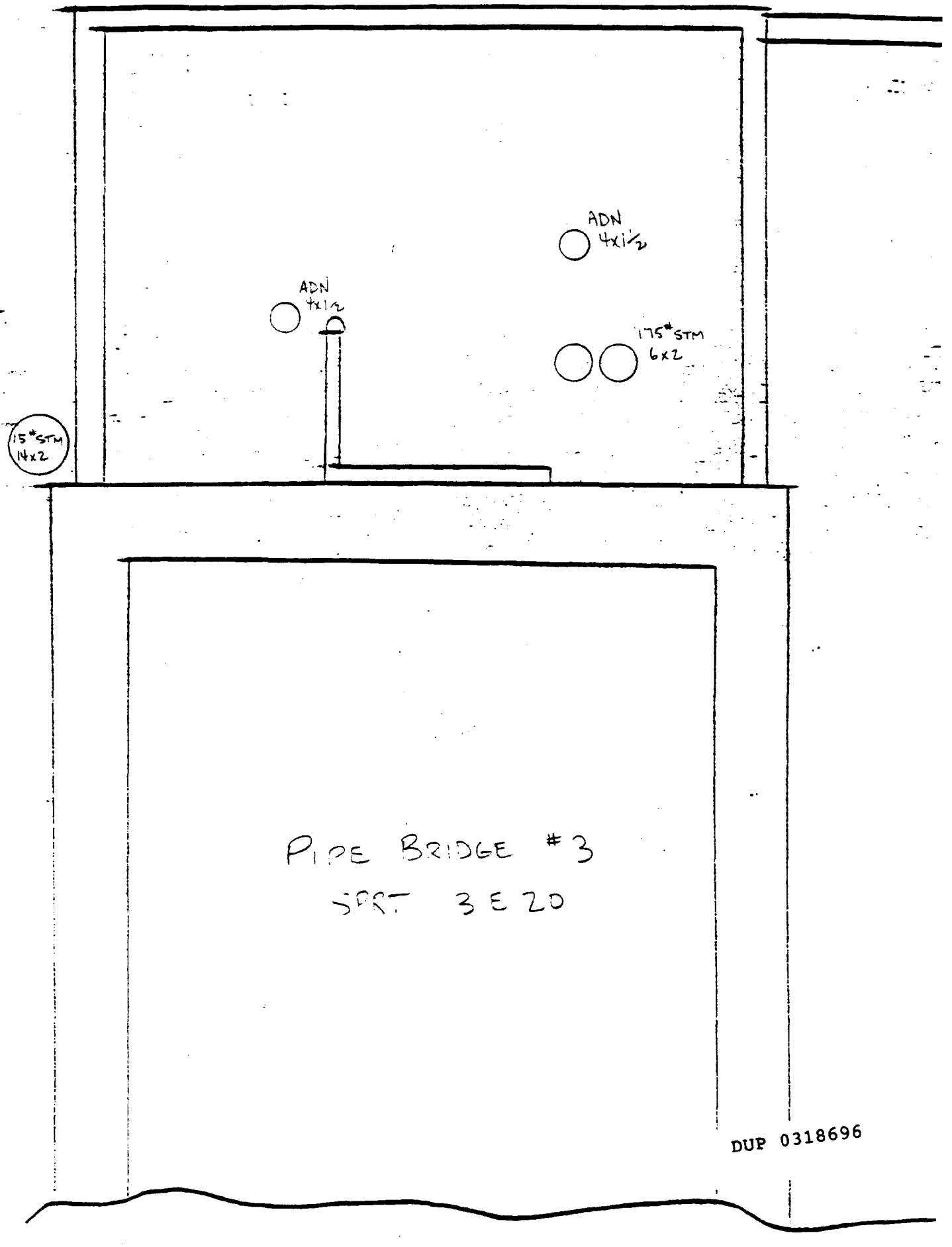
ADN
4x1½
ADN
4x1½
175* STM
6x2
15* STM
14x2
PIPE BRIDGE #3
SPRT 3 E 20

DUP 0318696

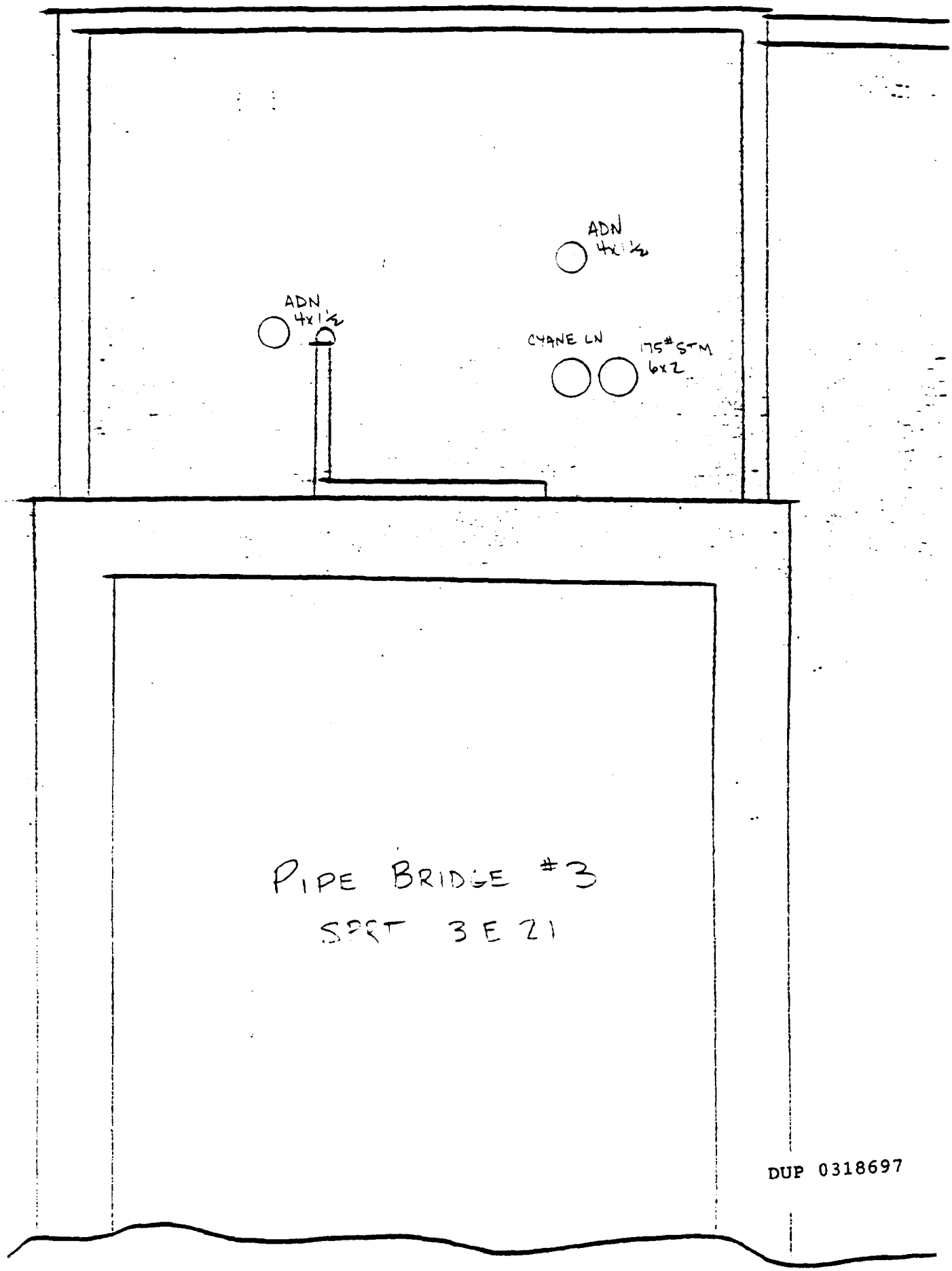

DUP 0318697

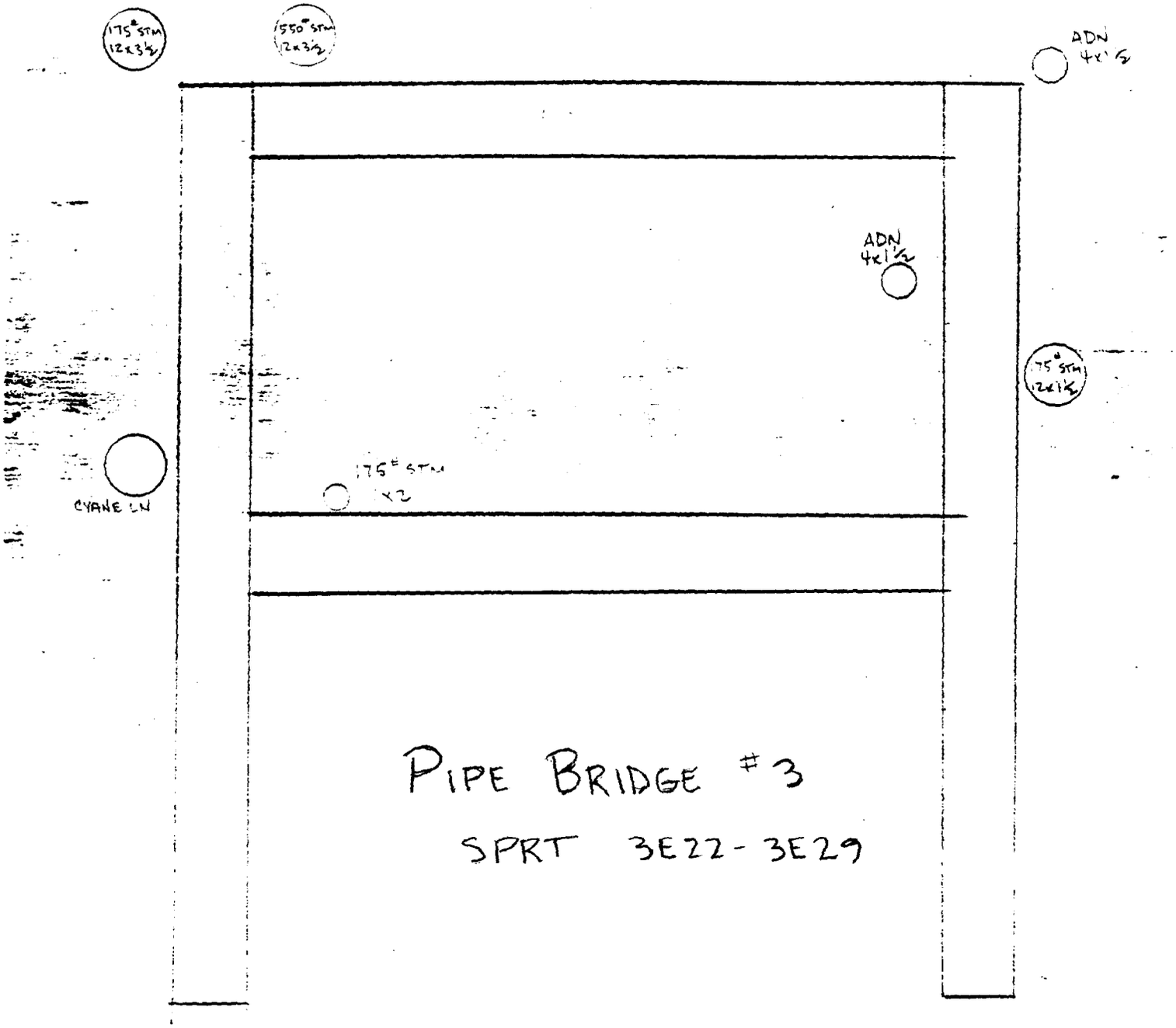

PIPE BRIDGE #3

SPRT 3E22-3E29

DUP 0318698

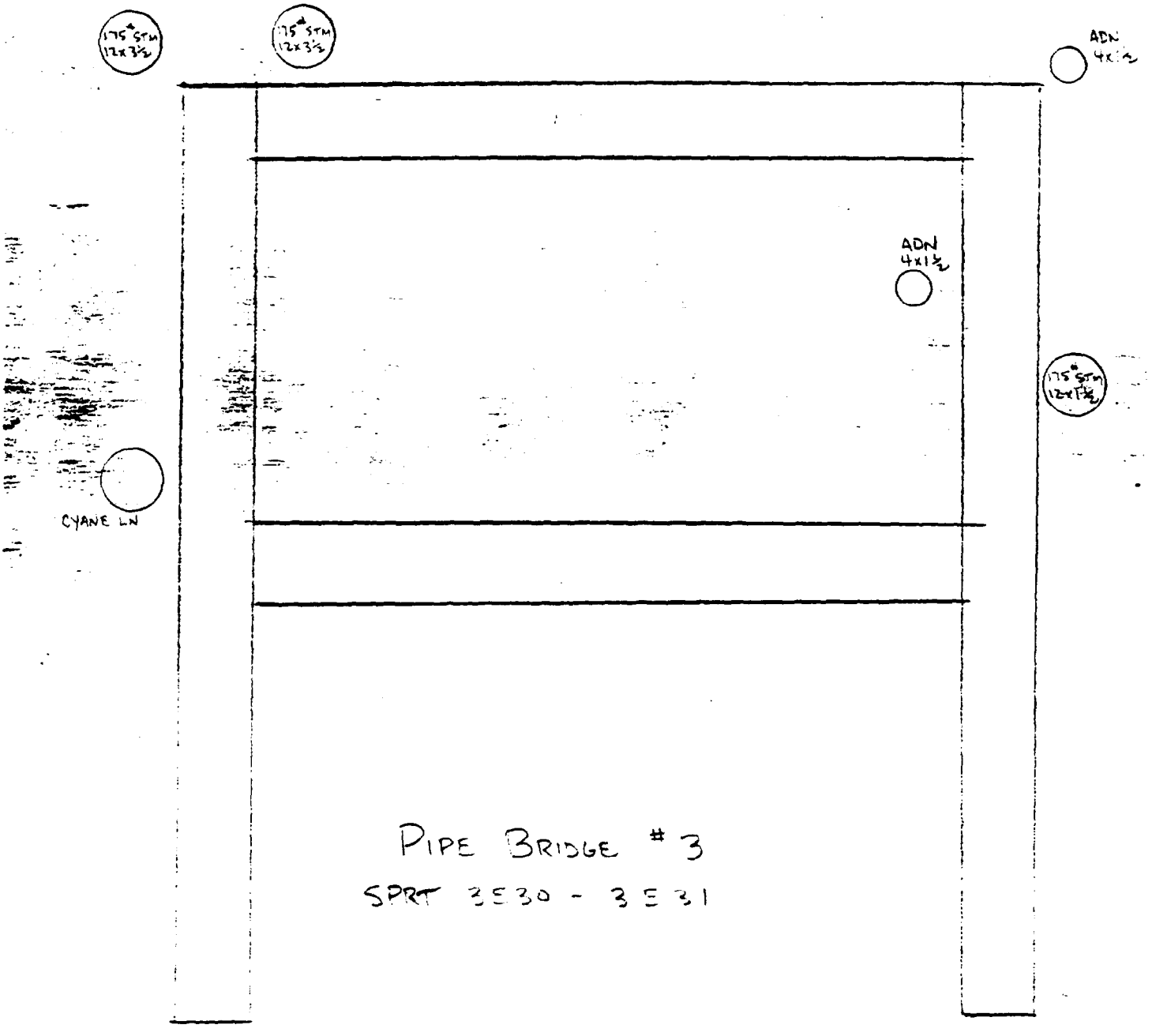

PIPE BRIDGE # 3

SPRT 3530 - 3531

DUP 0318699

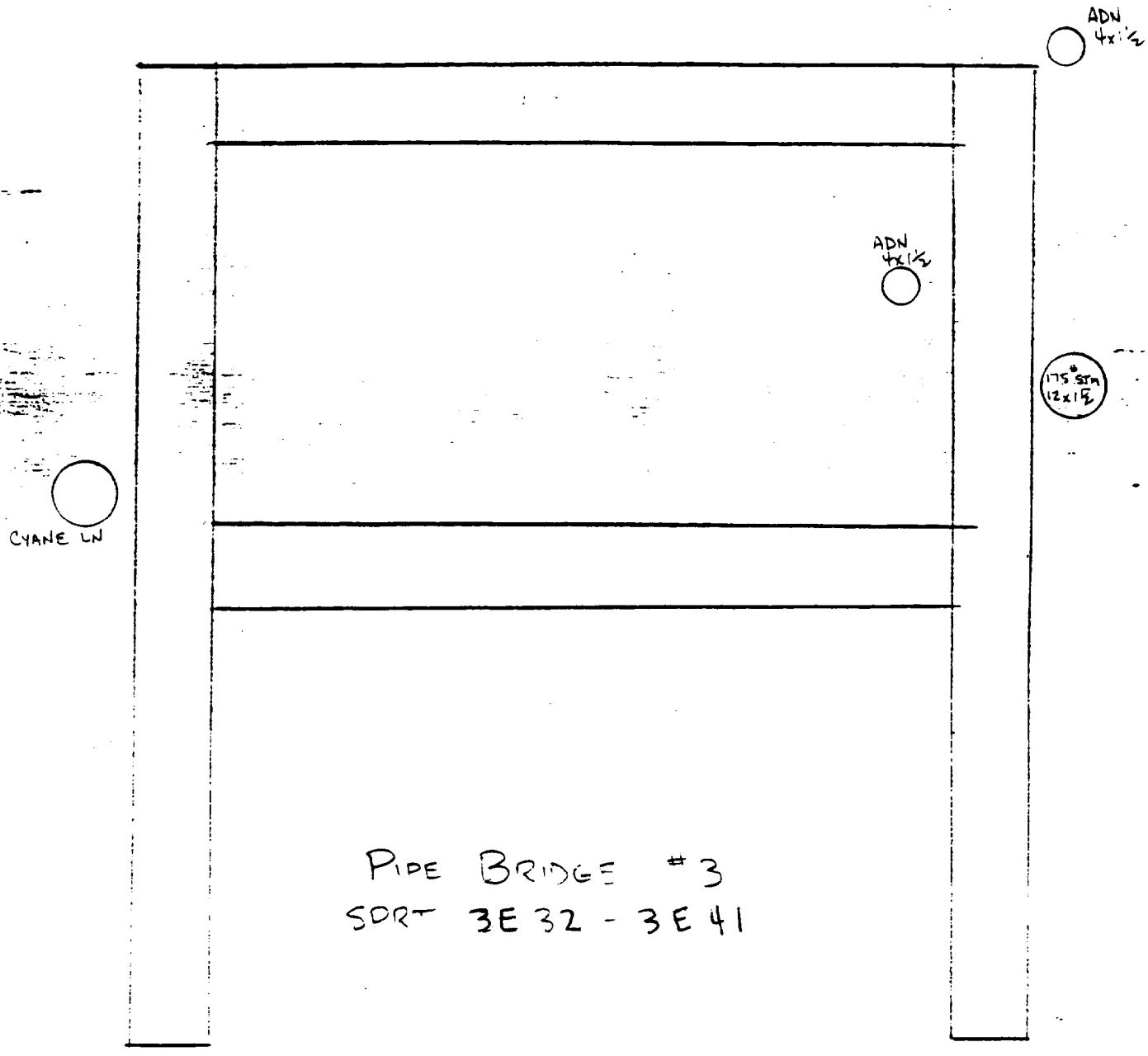

PIPE BRIDGE #3
SDRT 3E32 - 3E41

DUP 0318700

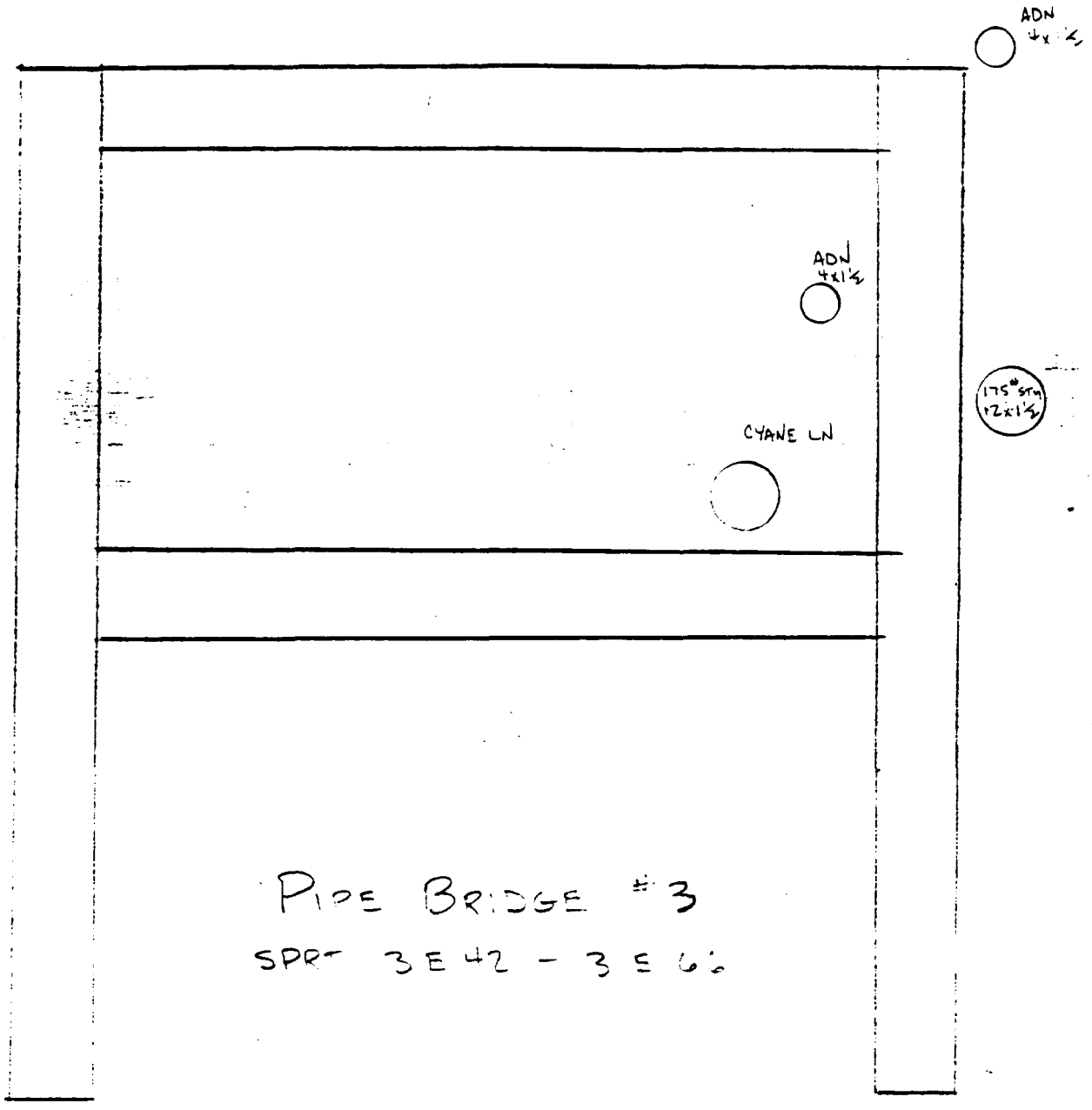

PIPE BRIDGE #3

SPRT 3E42 - 3E6

DUP 0318701

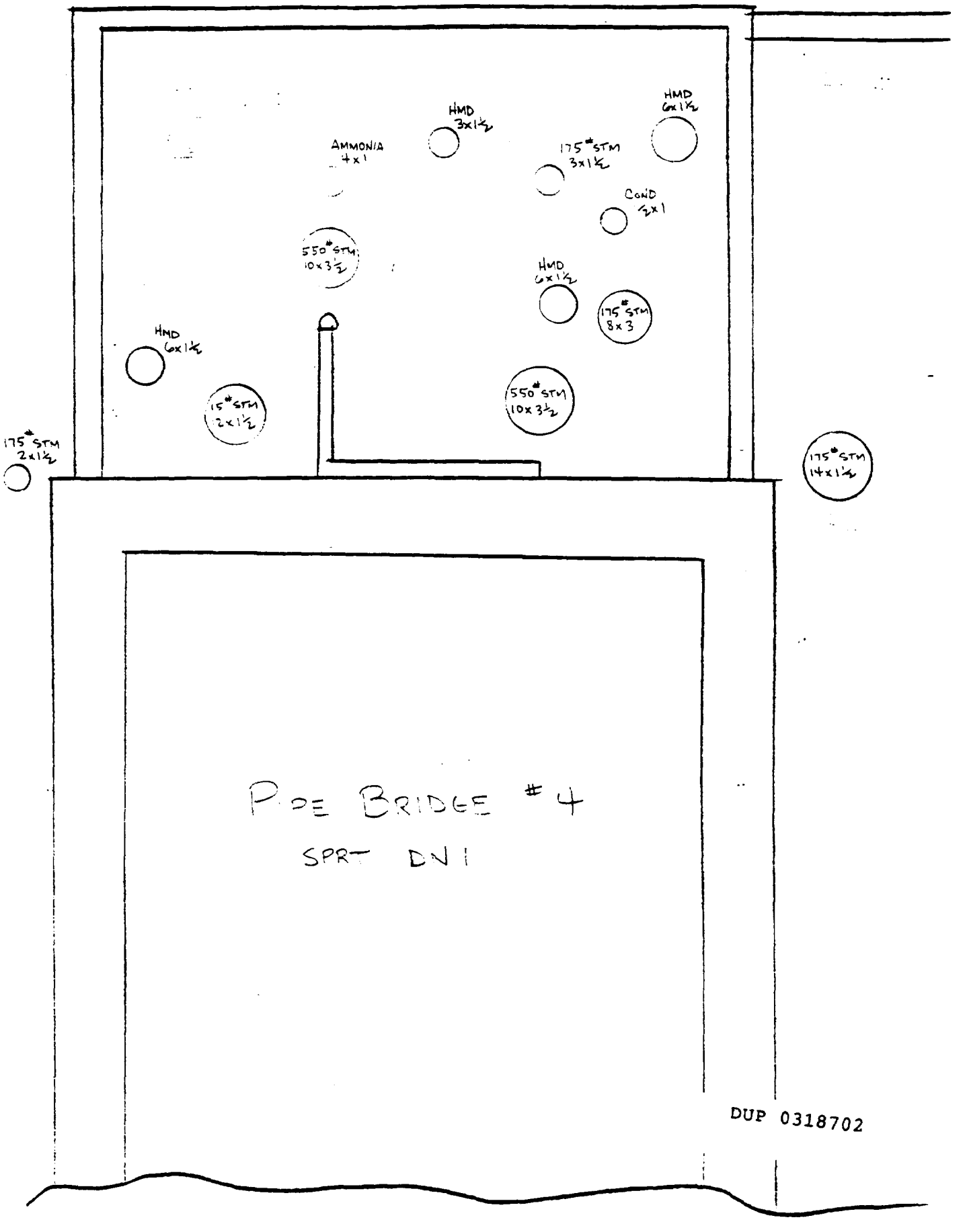
HMD 3x1½
HMD 6x1½
AMMONIA 4x1
175# STM 3x1½
COND 2x1
550# STM 10x3½
HMD 6x1½
175# STM 8x3
HMD 6x1½
15# STM 2x1½
550# STM 10x3½
175# STM 2x1½
175# STM 14x1½
PIPE BRIDGE #4
SPRT DN1

DUP 0318702

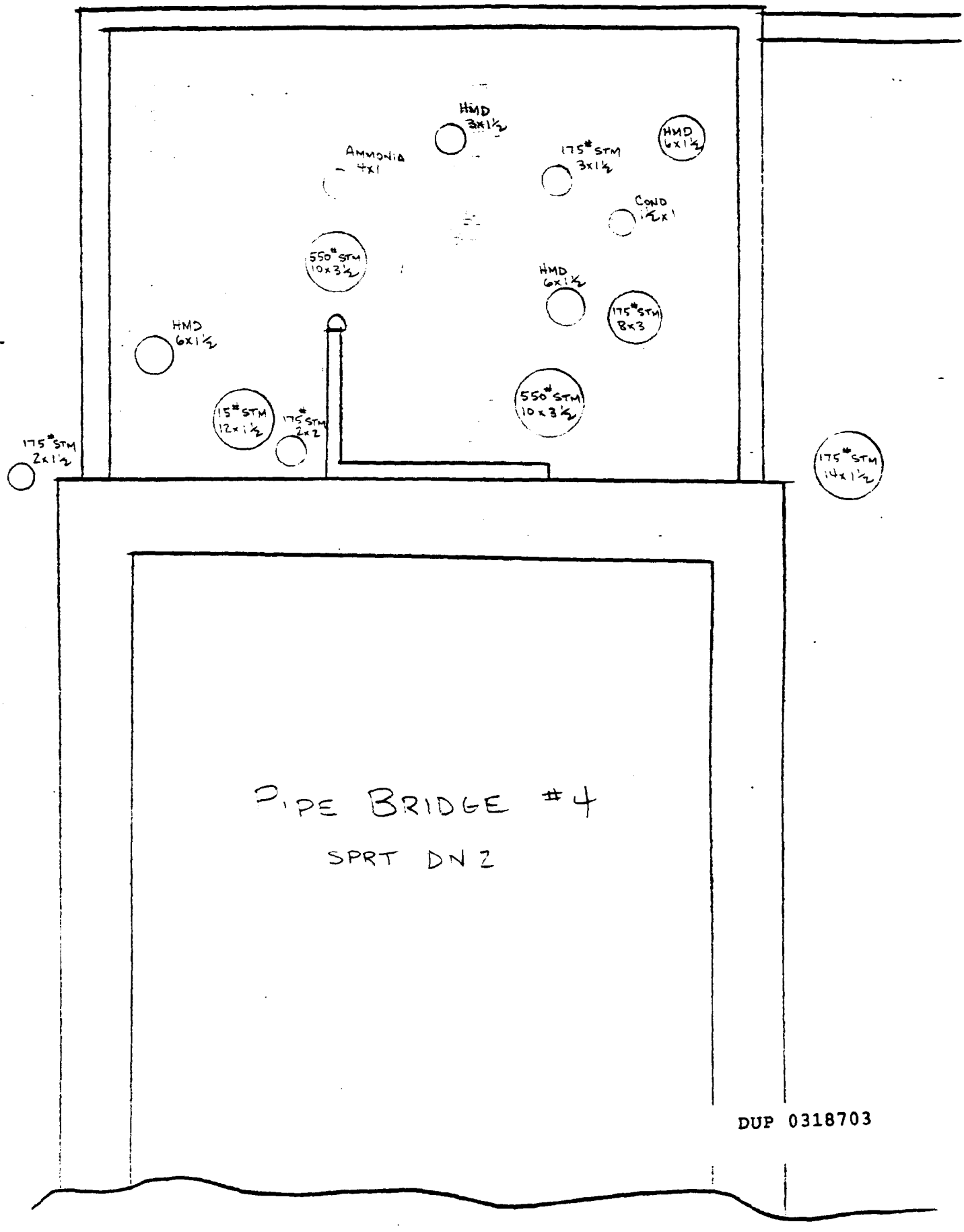
HMD 3x1½
AMMONIA 4x1
175# STM 3x1½
HMD 6x1½
COND ¾x1
550# STM 10x3½
HMD 6x1½
175# STM 8x3
HMD 6x1½
15# STM 12x1½
175# STM 2x2
550# STM 10x3½
175# STM 2x1½
175# STM 14x1½
PIPE BRIDGE #4
SPRT DN 2

DUP 0318703

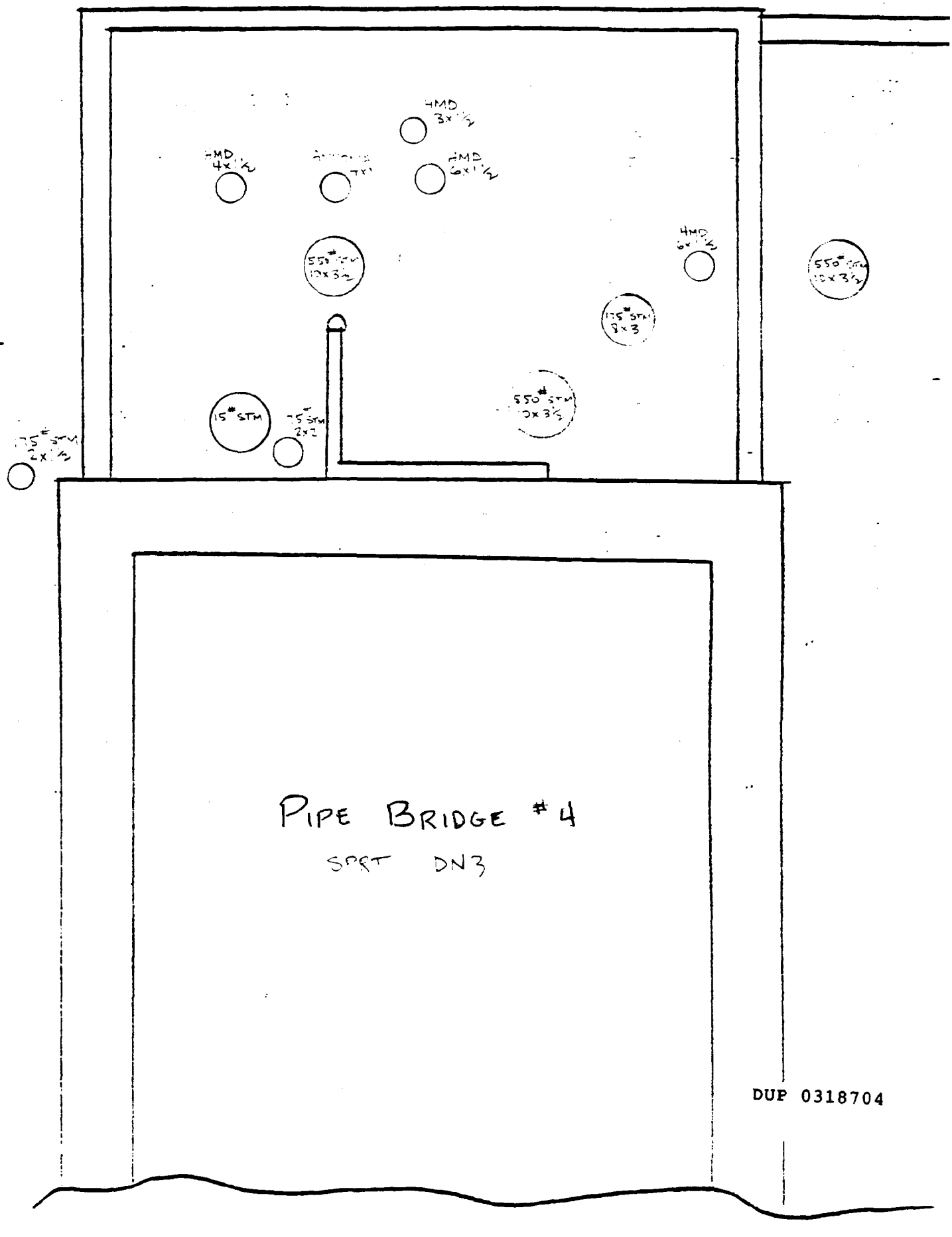
4MD 3x1½
4MD 4x1½
TX1
4MD 6x1½
550# STM 10x3½
4MD 6x1½
550# STM 10x3½
175# STM 8x3
550# STM 10x3½
15# STM
75# STM 2x2
175# STM 2x1½
PIPE BRIDGE #4
SPRT DN3

DUP 0318704

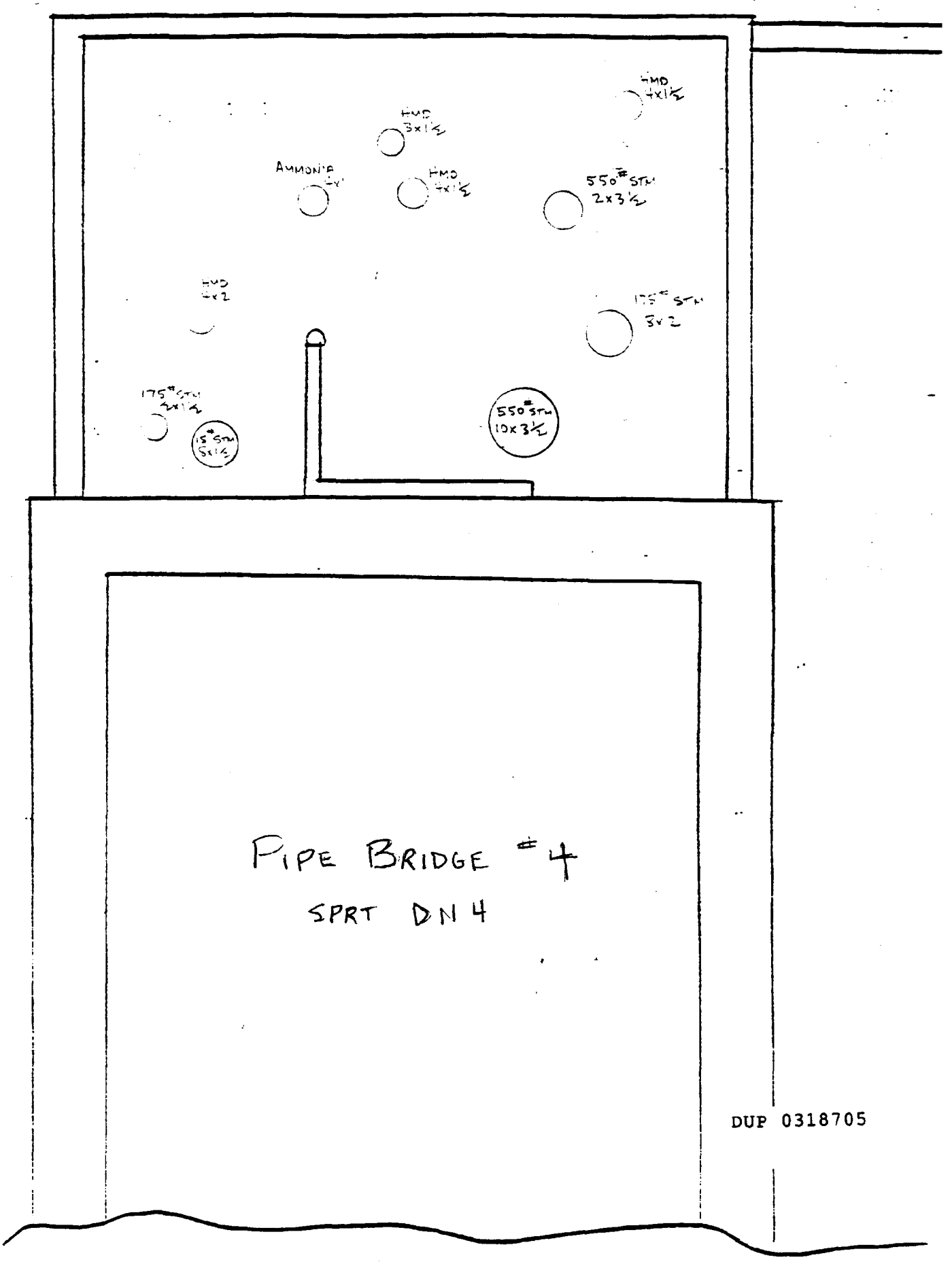
HMD 4x1½
HMD 3x1½
AMMONIA
HMD 4x1½
550# STM 2x3½
HMD 3x2
175# STM 3x2
175# STM 2x1½
15# STM 5x1½
550# STM 10x3½
PIPE BRIDGE #4
SPRT DN 4

DUP 0318705

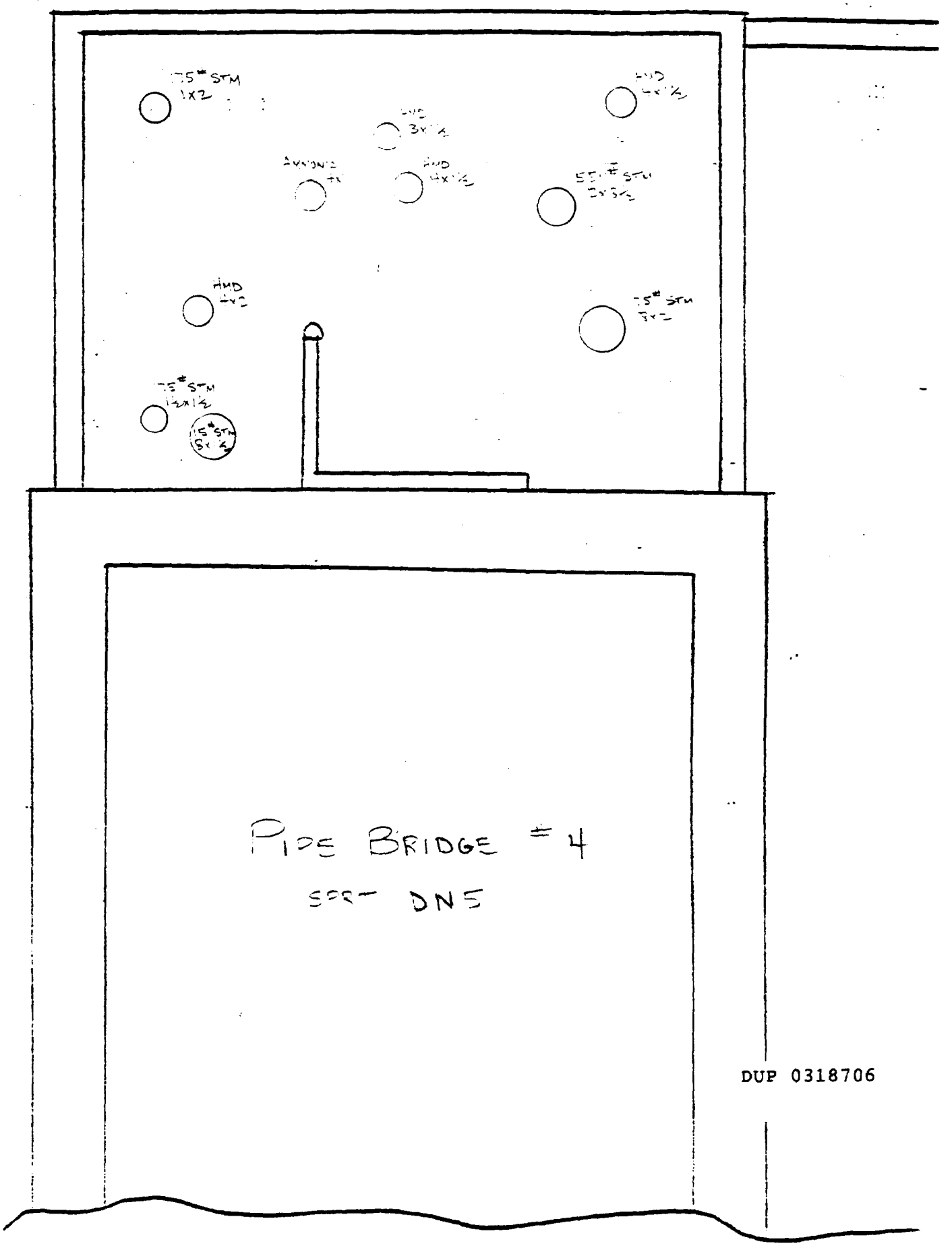

DUP 0318706

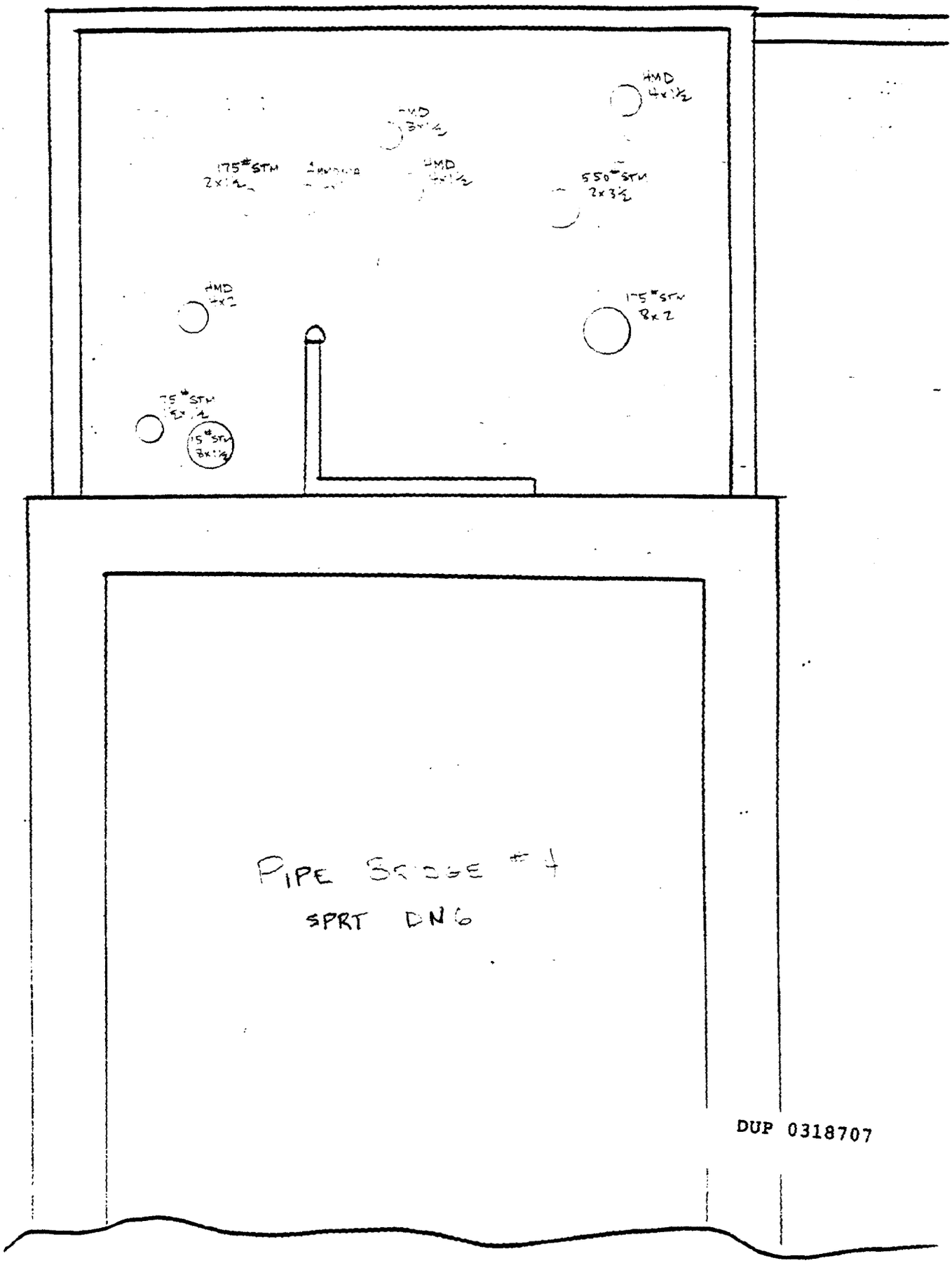
HMD
4x1½
HMD
3x1½
175# STM
2x1½
HMD
4x1½
550# STM
2x3½
HMD
4x2
175# STM
8x2
75# STM
15# STM
8x1½
PIPE BRIDGE #4
SPRT DN6

DUP 0318707

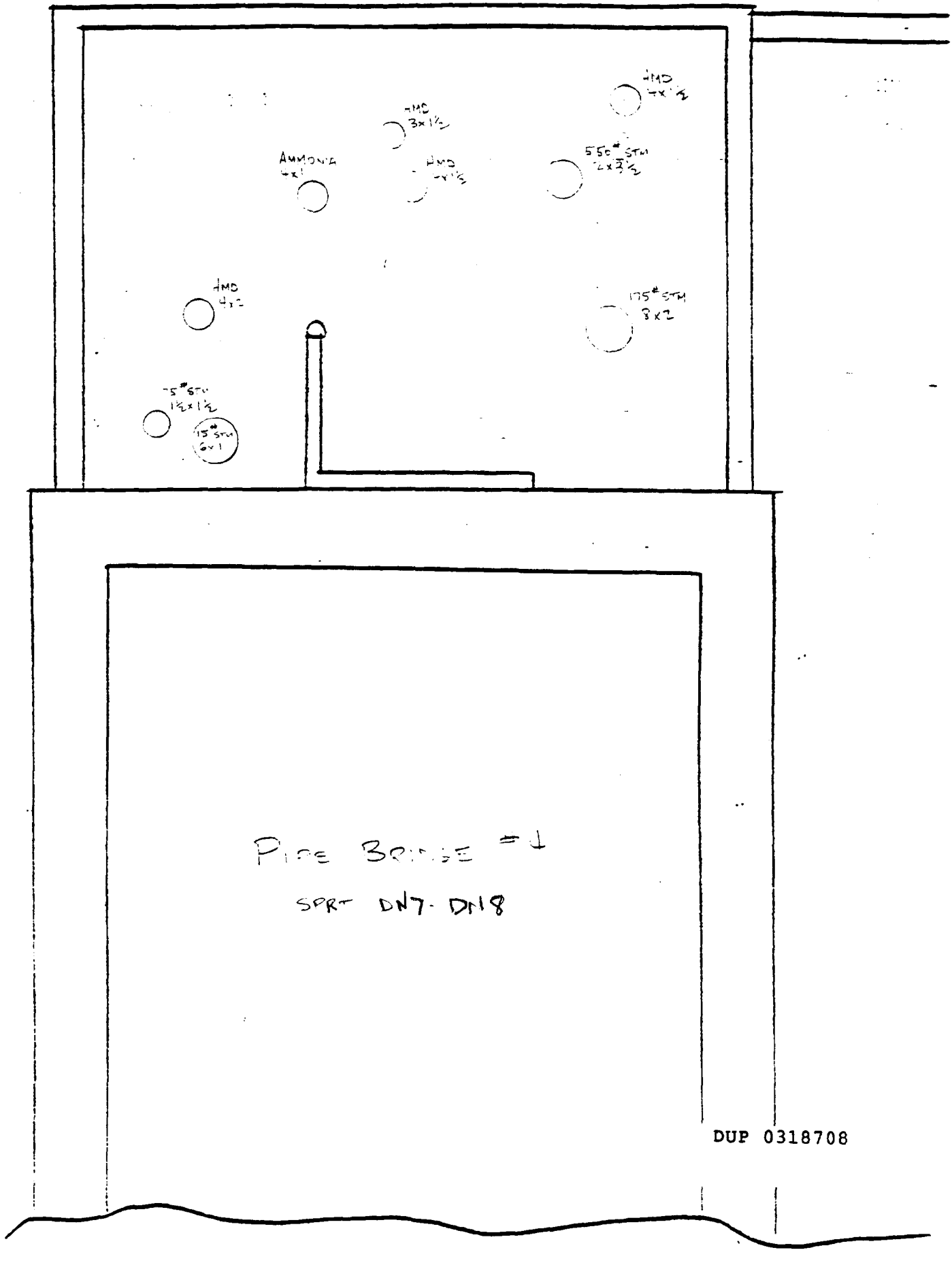
HMD 4x2
AMMONIA 4x1
HMD 3x1½
HMD 4x1½
HMD 4x1½
550# STM 2x1½
175# STM 8x2
75# STM 1½x1½
15# STM 6x1
PIPE BRIDGE = 1
SPRT DN7-DN8

DUP 0318708

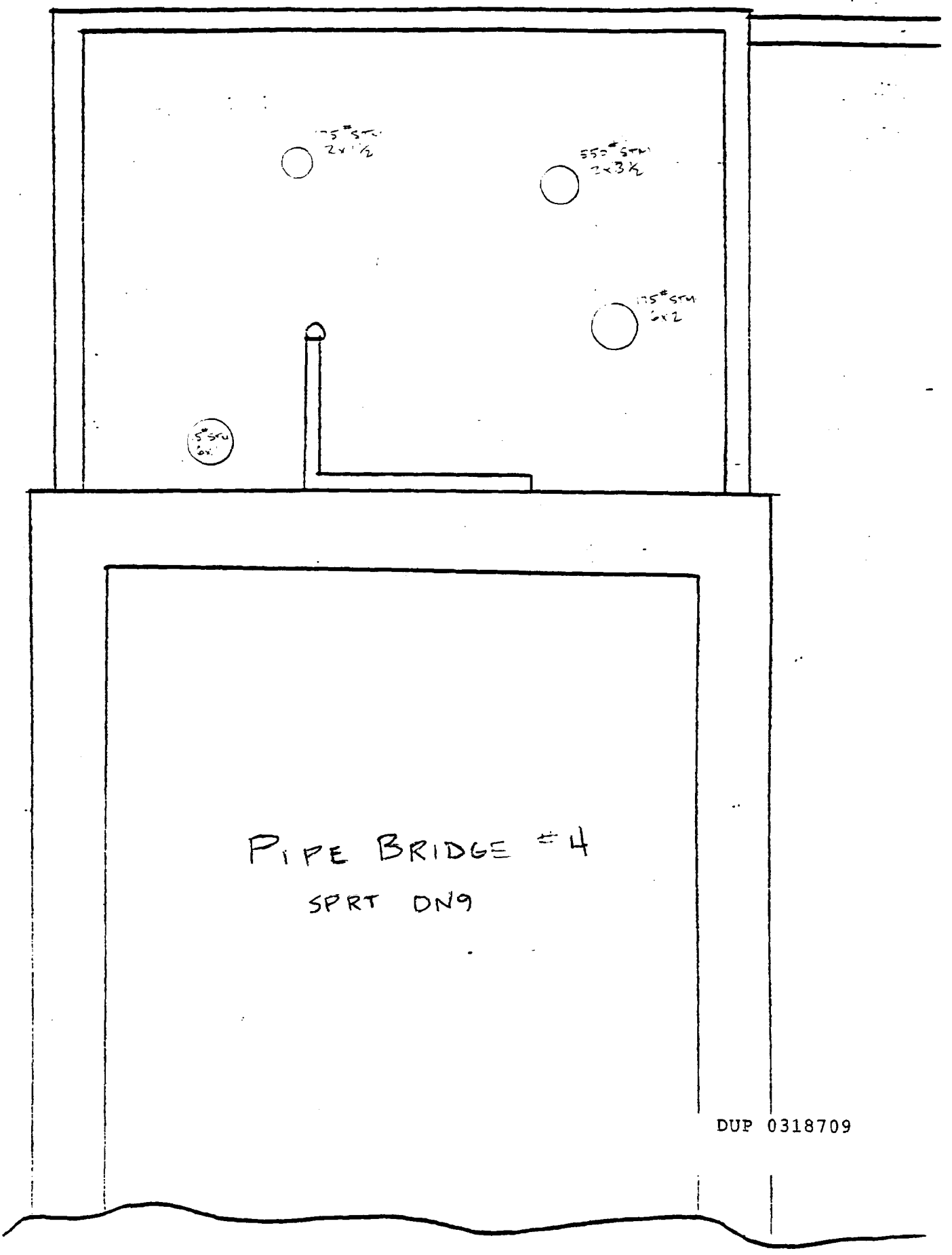

DUP 0318709

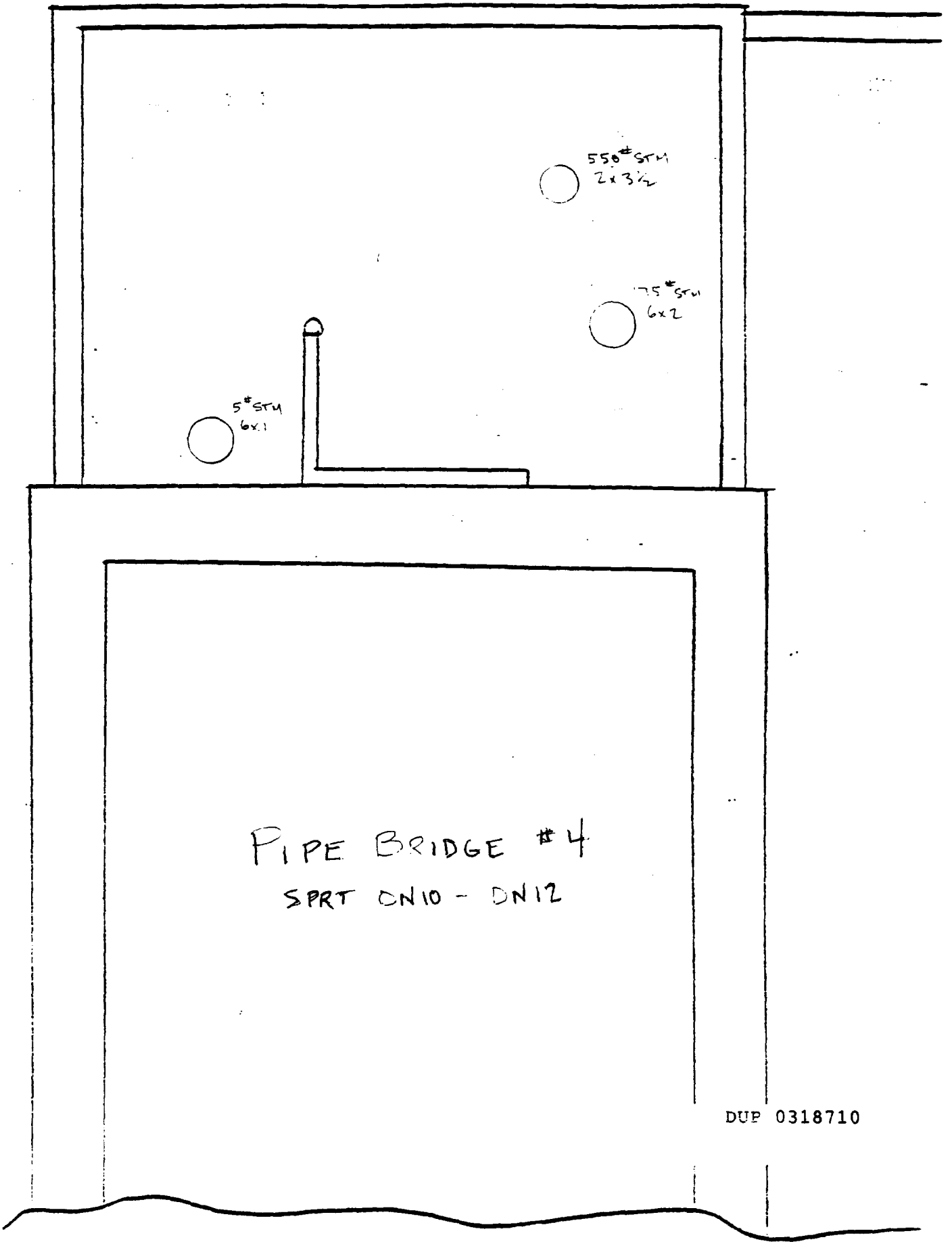

PIPE BRIDGE #4

SPRT DN10 - DN12

DUP 0318710

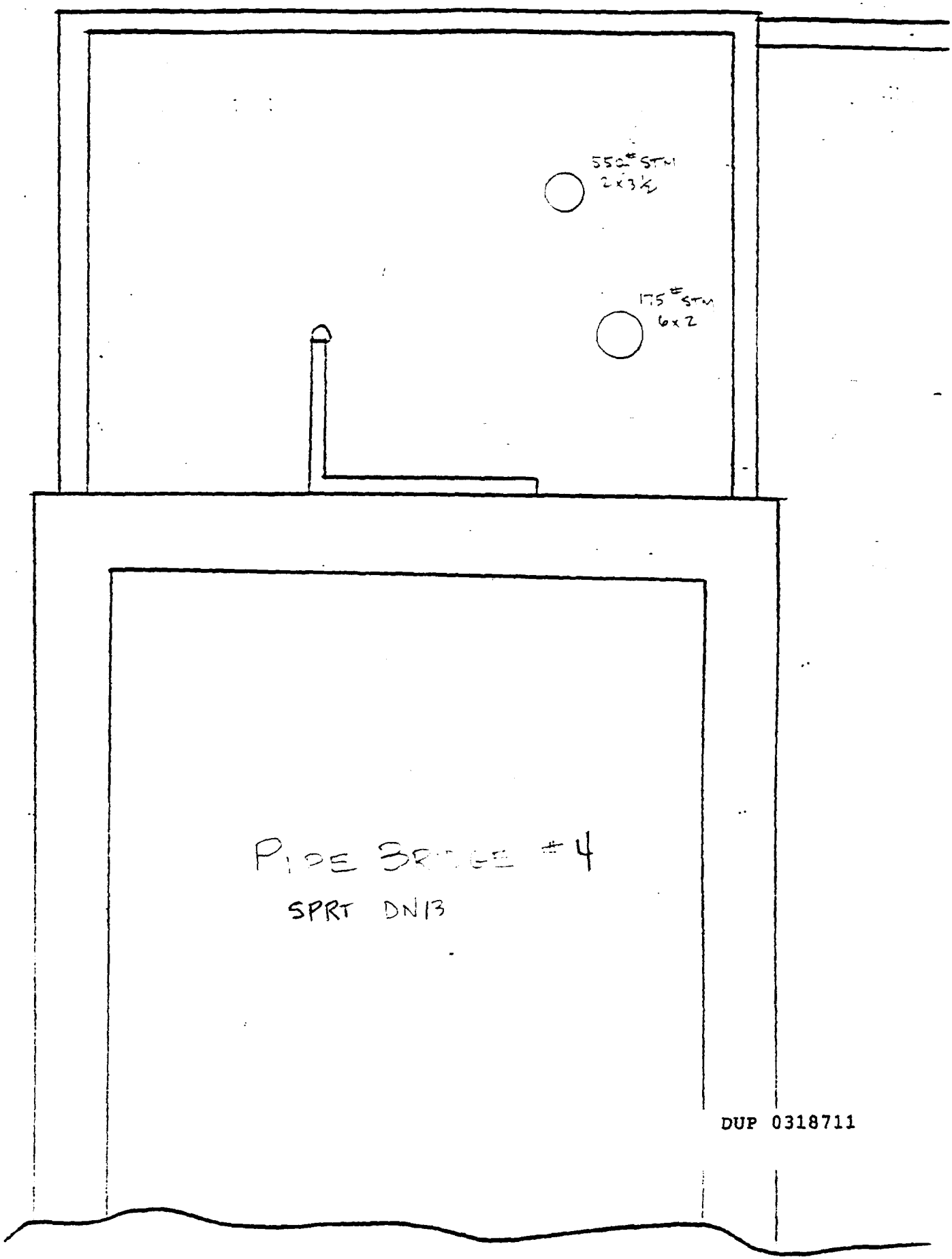

DUP 0318711

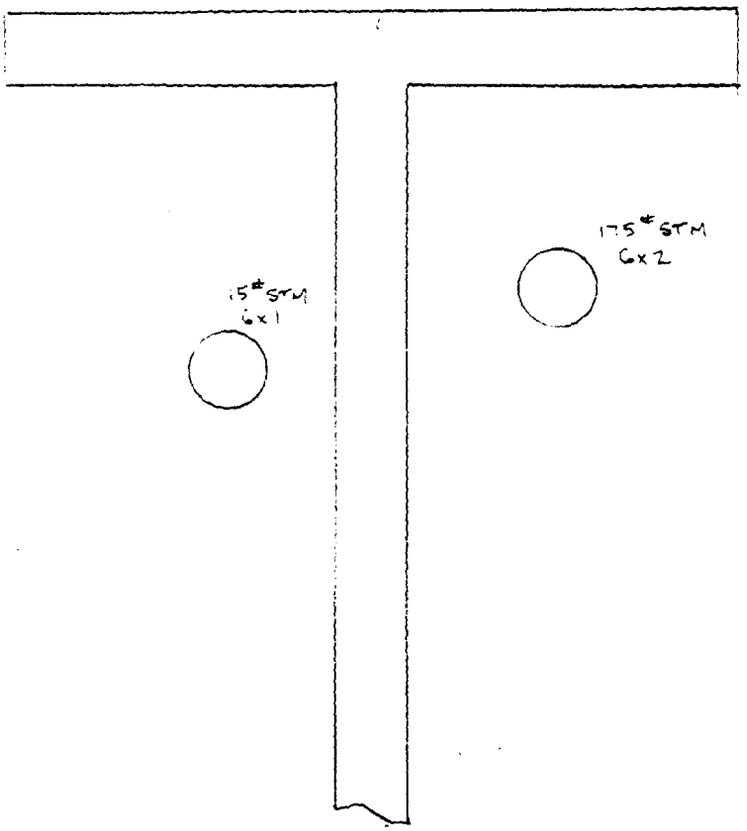

PIPE BRIDGE # 4

SEPT DN14 - DN15

DUP 0318712

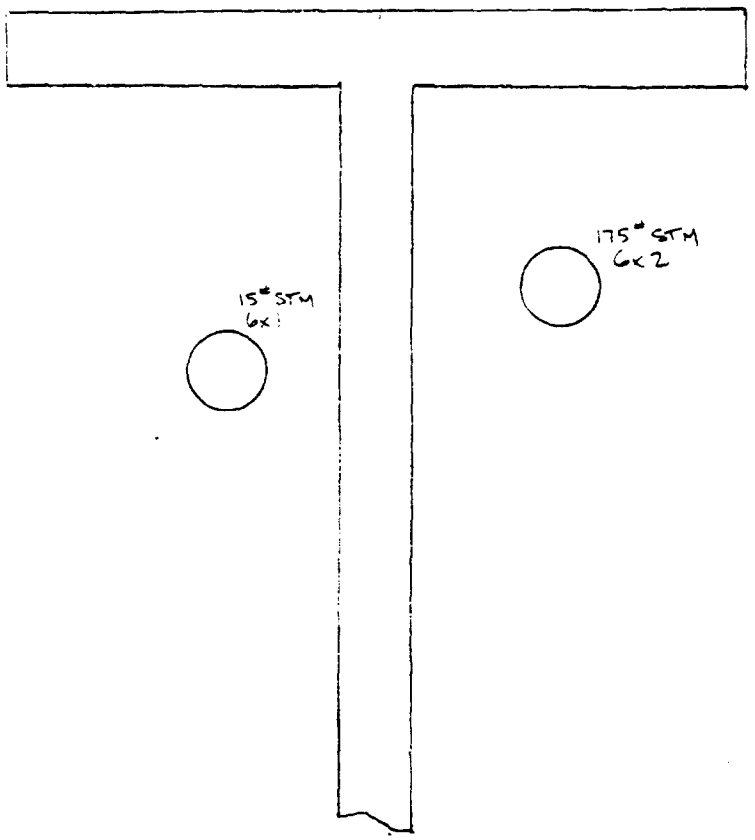

PIPE BRIDGE # 4

SFRT DN16 - DN20

DUP 0318713

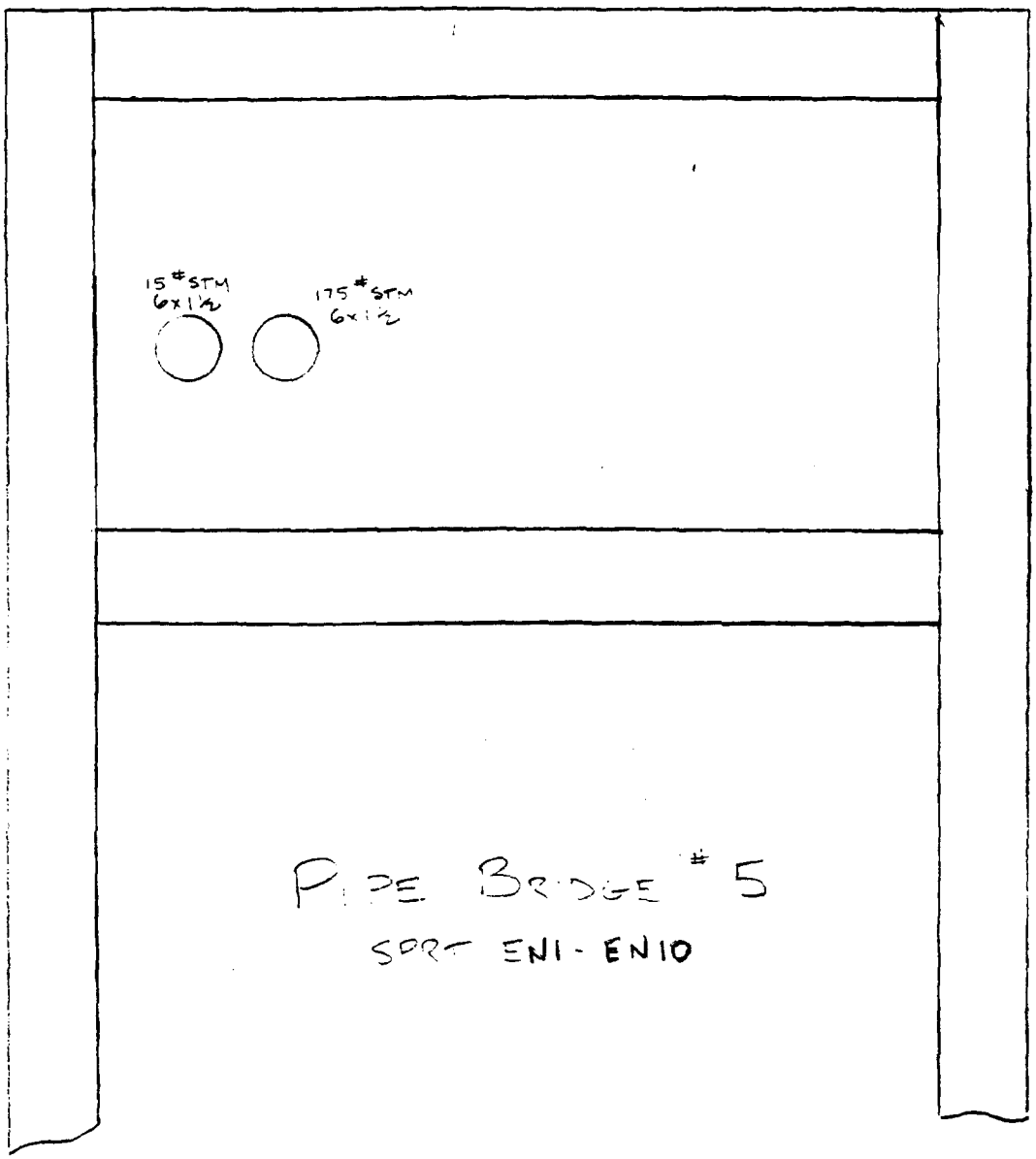

PIPE BRIDGE # 5

SORT ENI - ENIO

V

DUP 0318714



PIPE BRIDGE # 5
SPRT EN11 - EN13

DUP 0318715



PIPE BRIDGE # 5

SPRT EN14-EN15

DUP 0318716

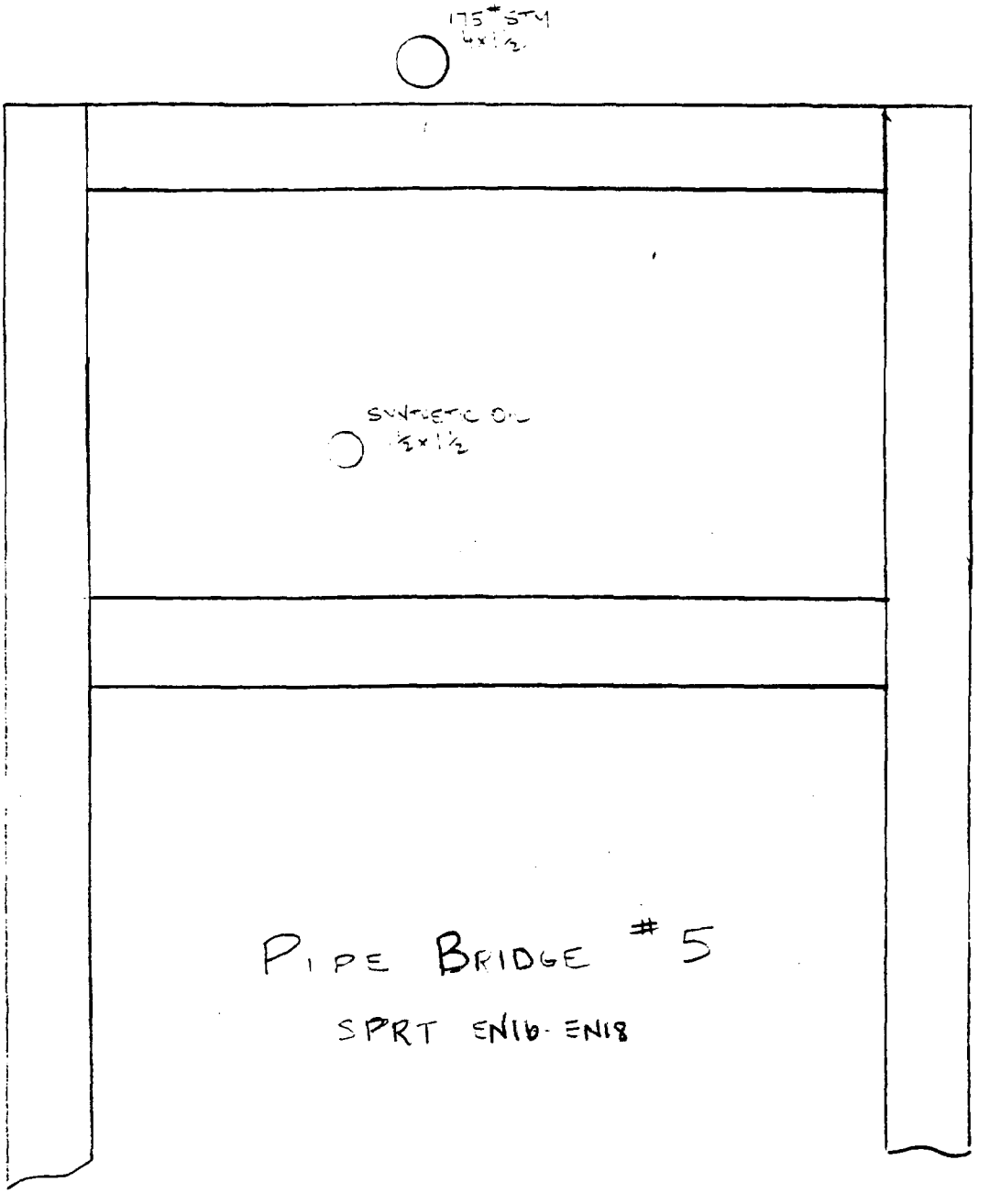

PIPE BRIDGE #5

SPRT EN16-EN18

DUP 0318717



DUP 0318718



PIPE BRIDGE = 5

SPRT EN19A - EN24

DUP 0318719

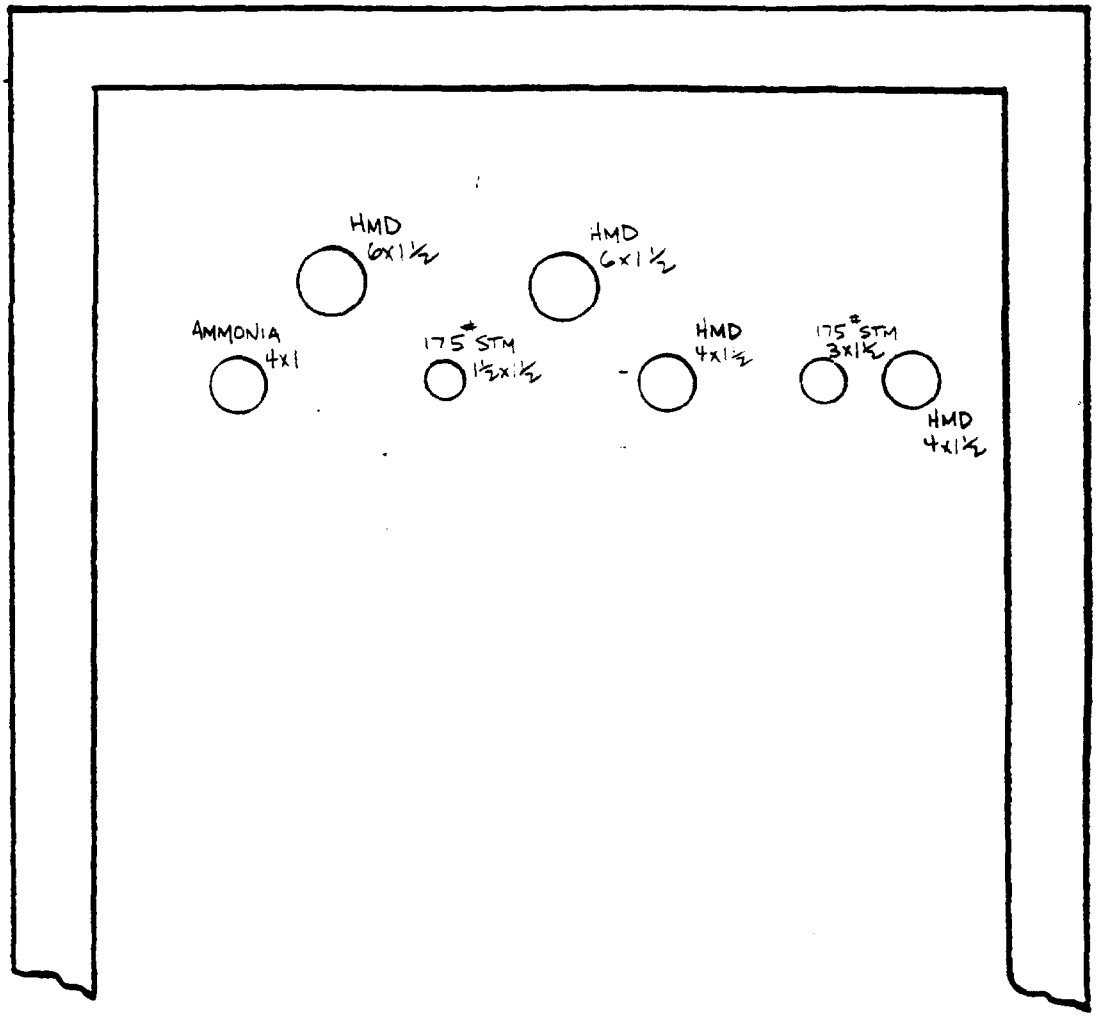

PIPE BRIDGE # 5-A

SPRT 2E1 - 2E3

DUP 0318720

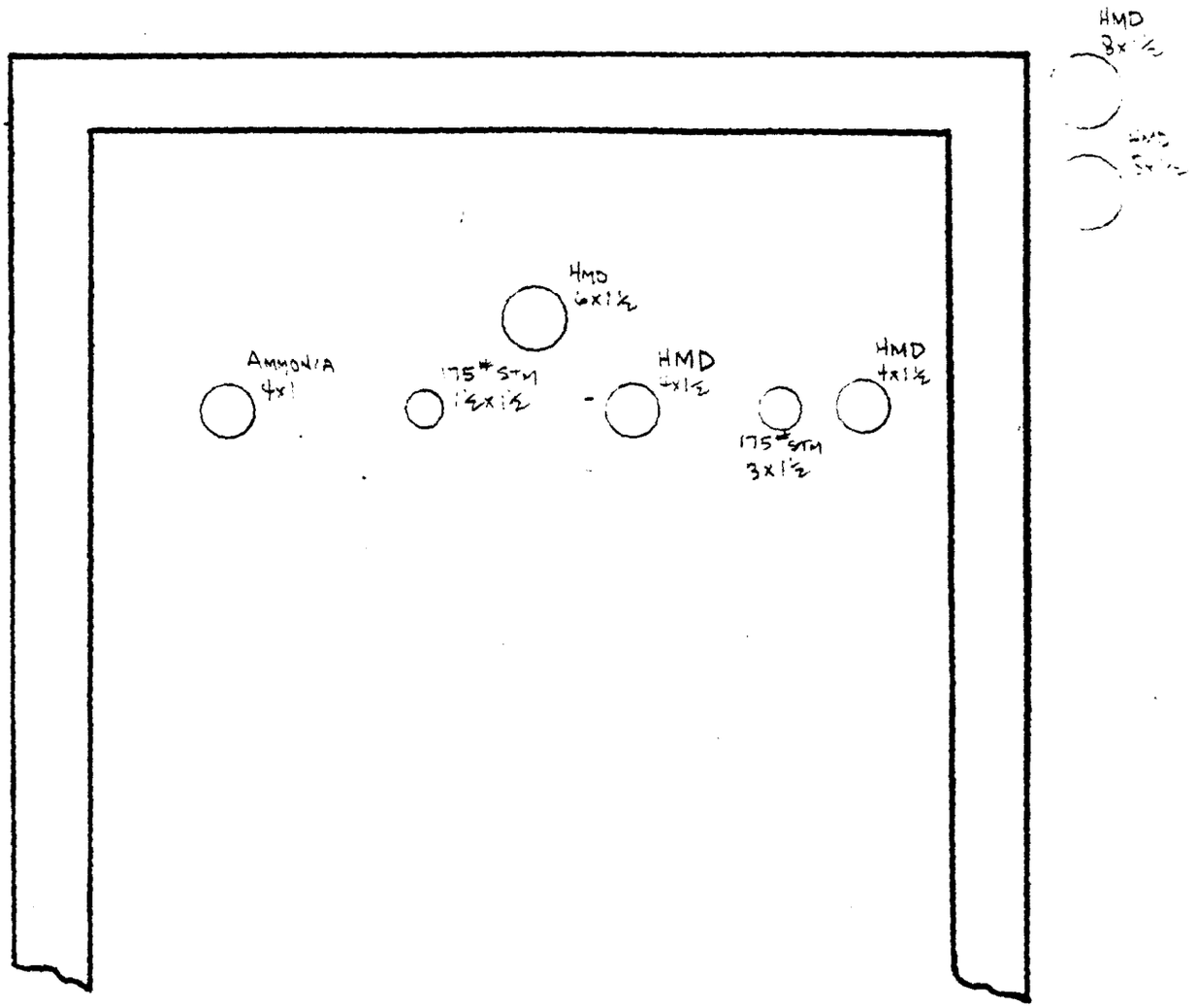

PIPE BRIDGE # 5-A

SPRT 2EA

DUP 0318721

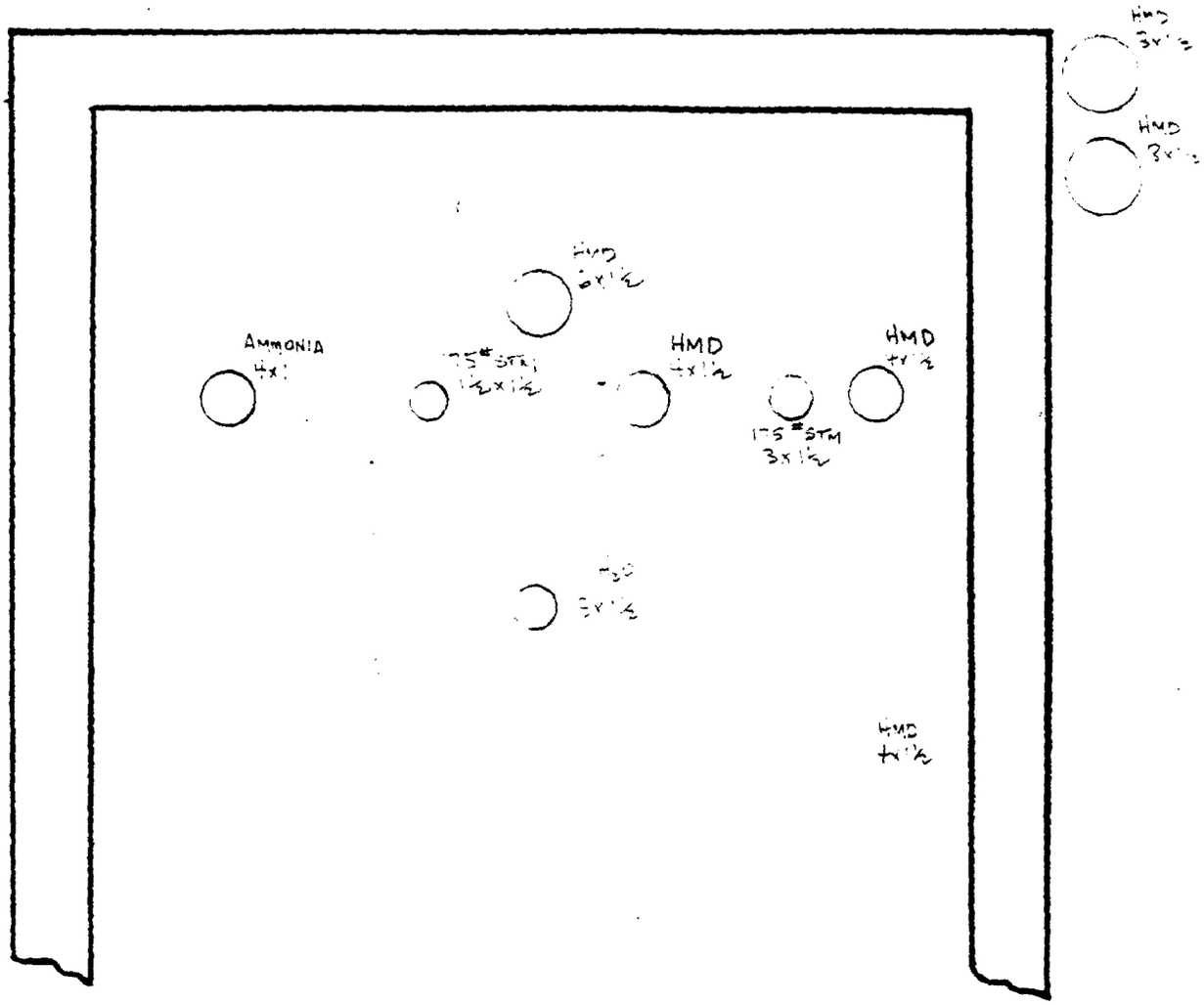

PIPE BRIDGE # 5-A

SPST 2E5

DUP 0318722

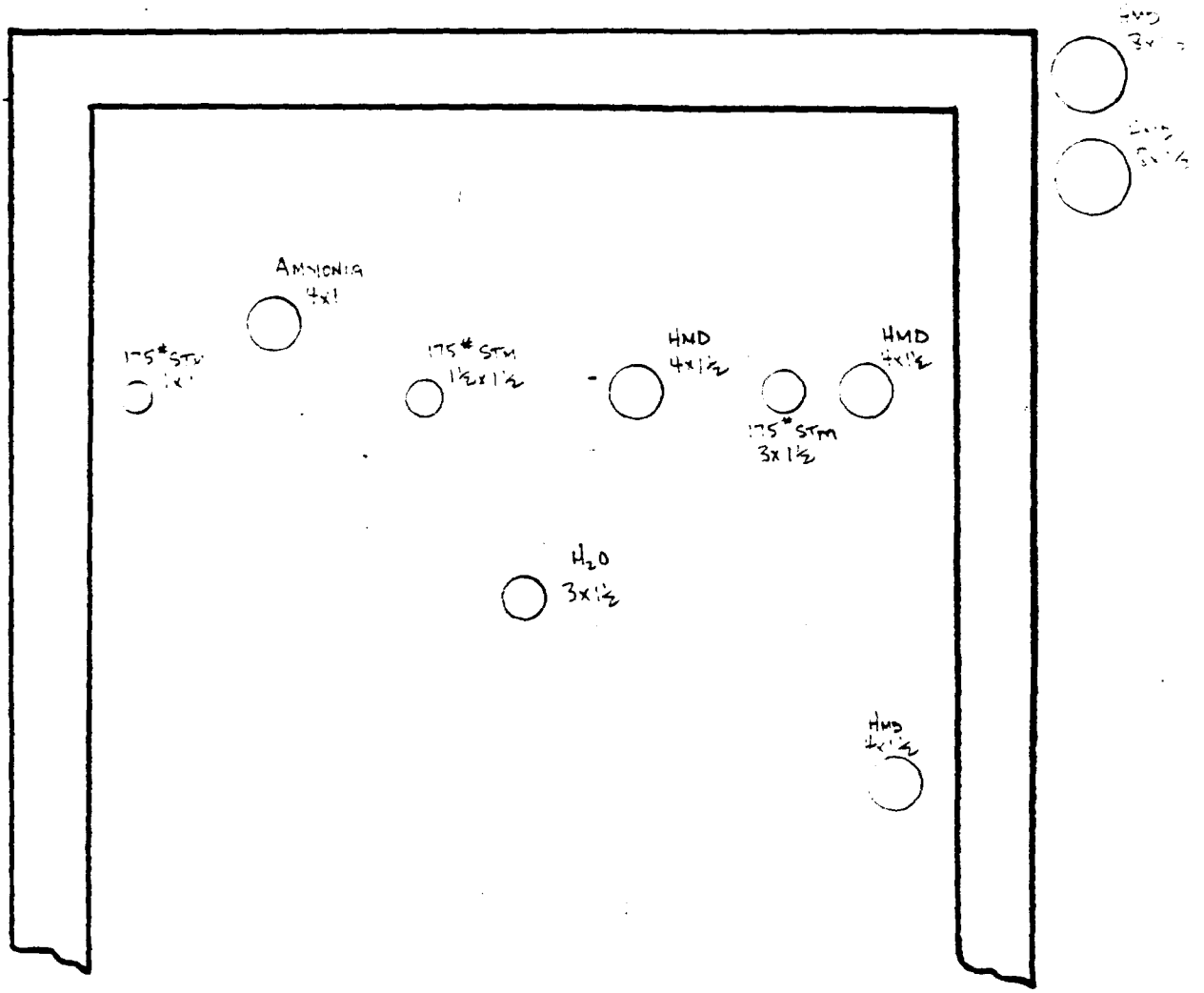

DISE BRIDGE # 5-A

SPRT 2E6-2E7

DUP 0318723

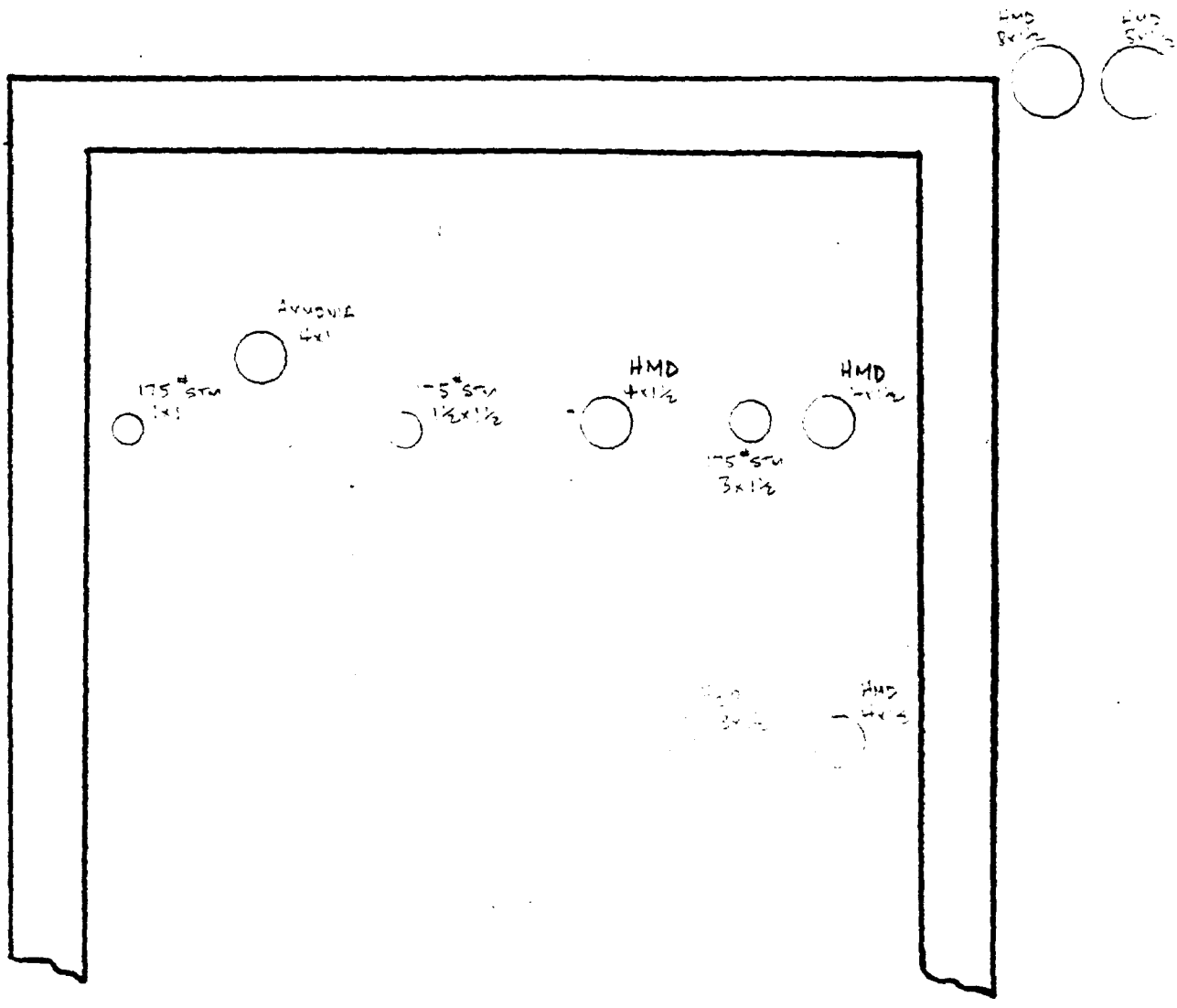

PIPE BRIDGE #5-A

SPRT 2E 8

DUP 0318724

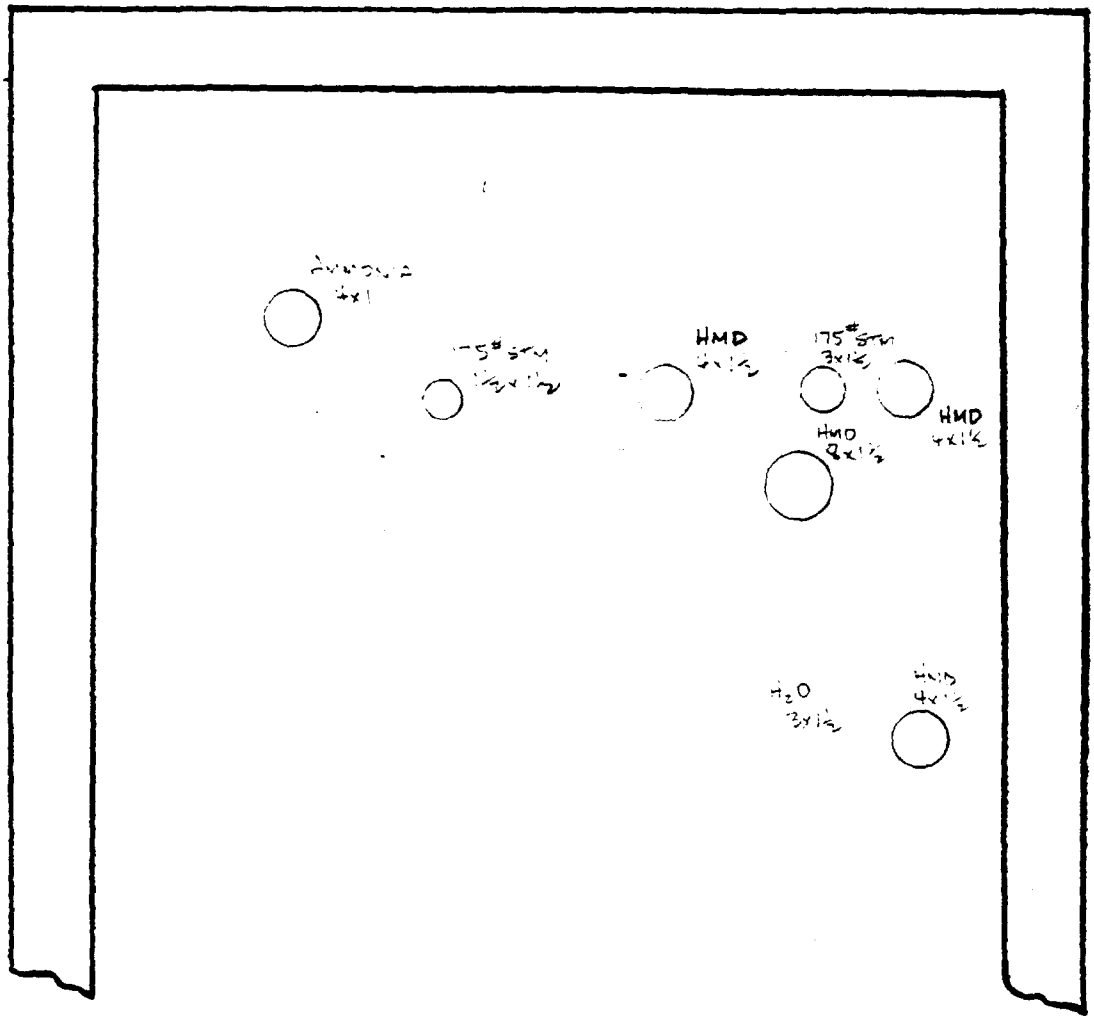

PIPE BRIDGE *5-A

SPRT 2E9 - 2E10

DUP 0318725

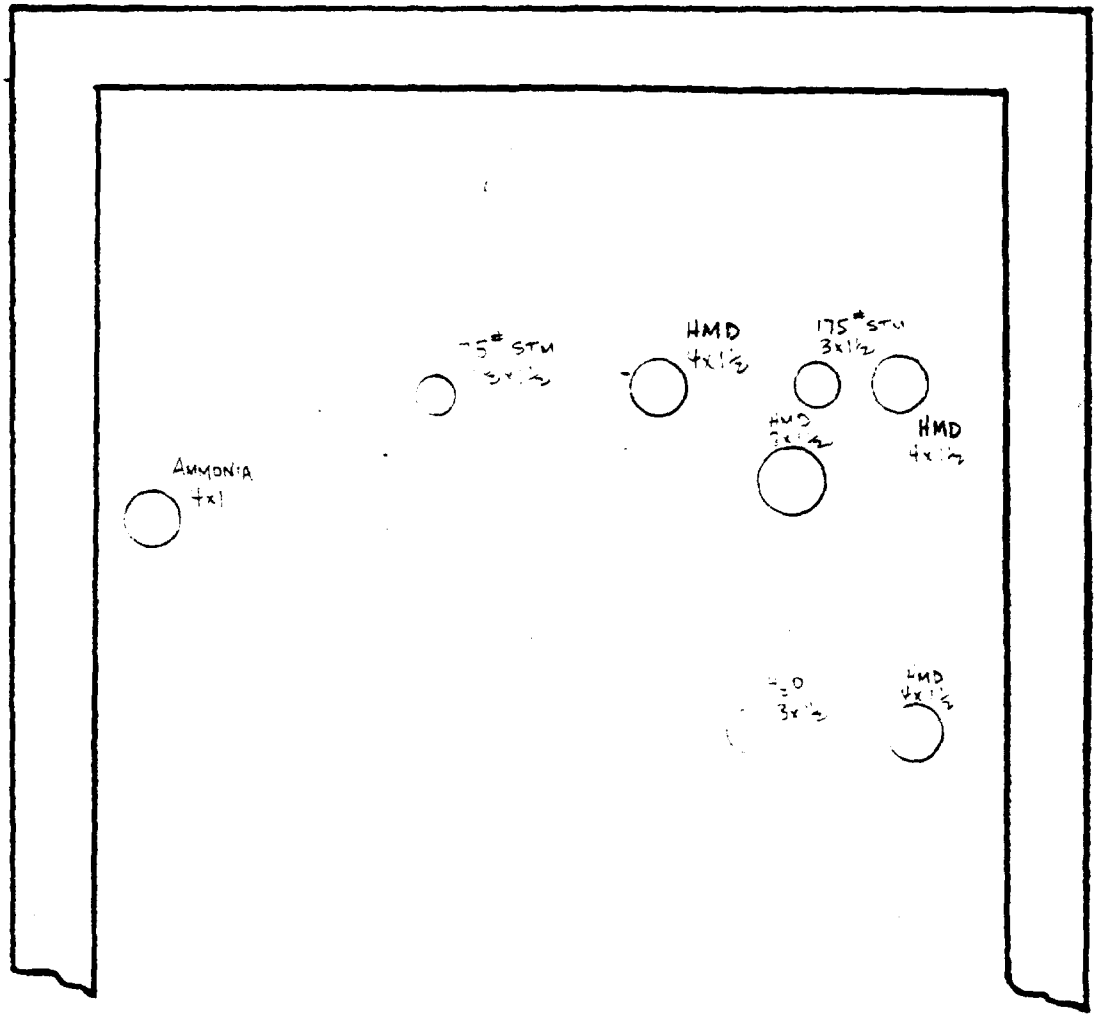

PIPE SPOOL #5-A

SPST 2 E 11

DUP 0318726

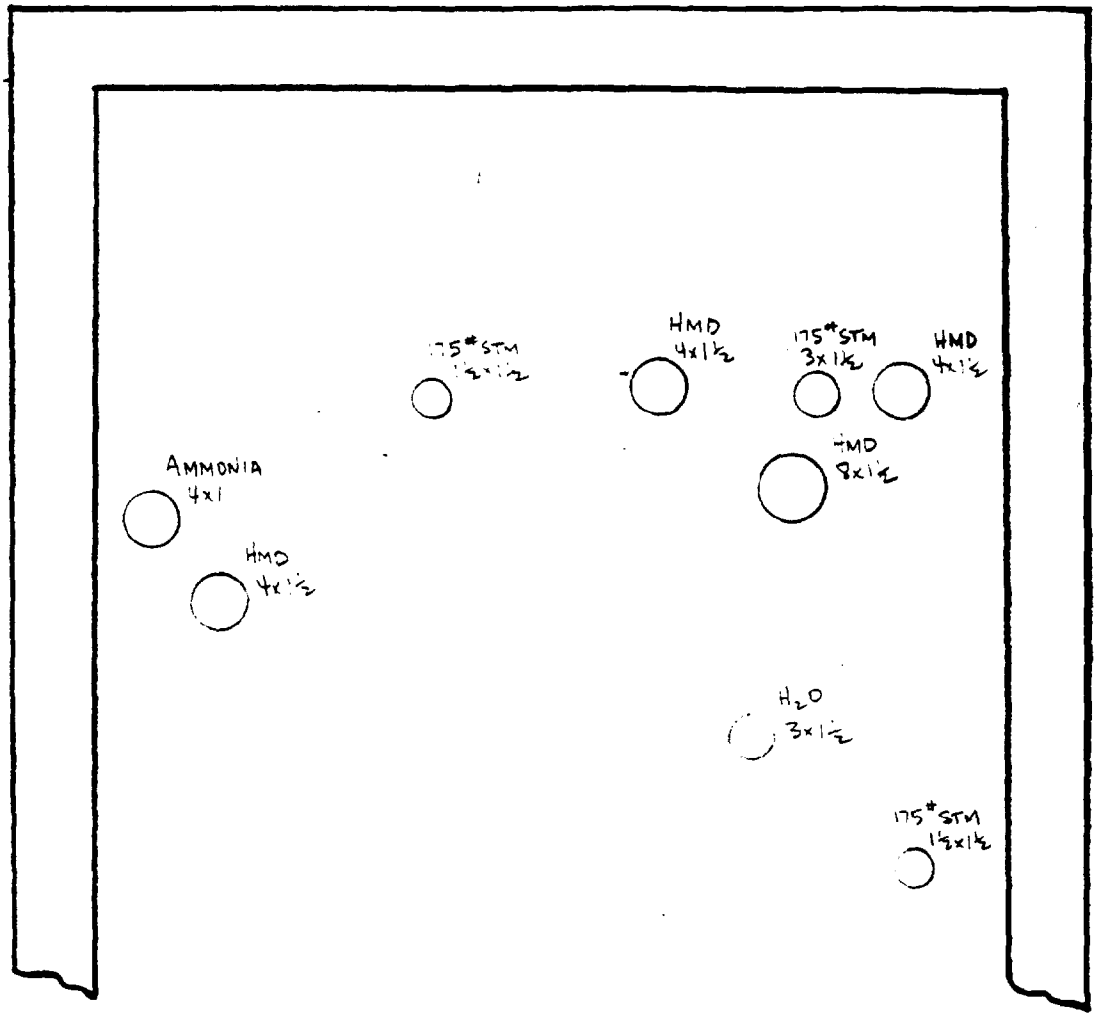

PIPE BRIDGE # 5-A

SPRT 2 E 12

DUP 0318727

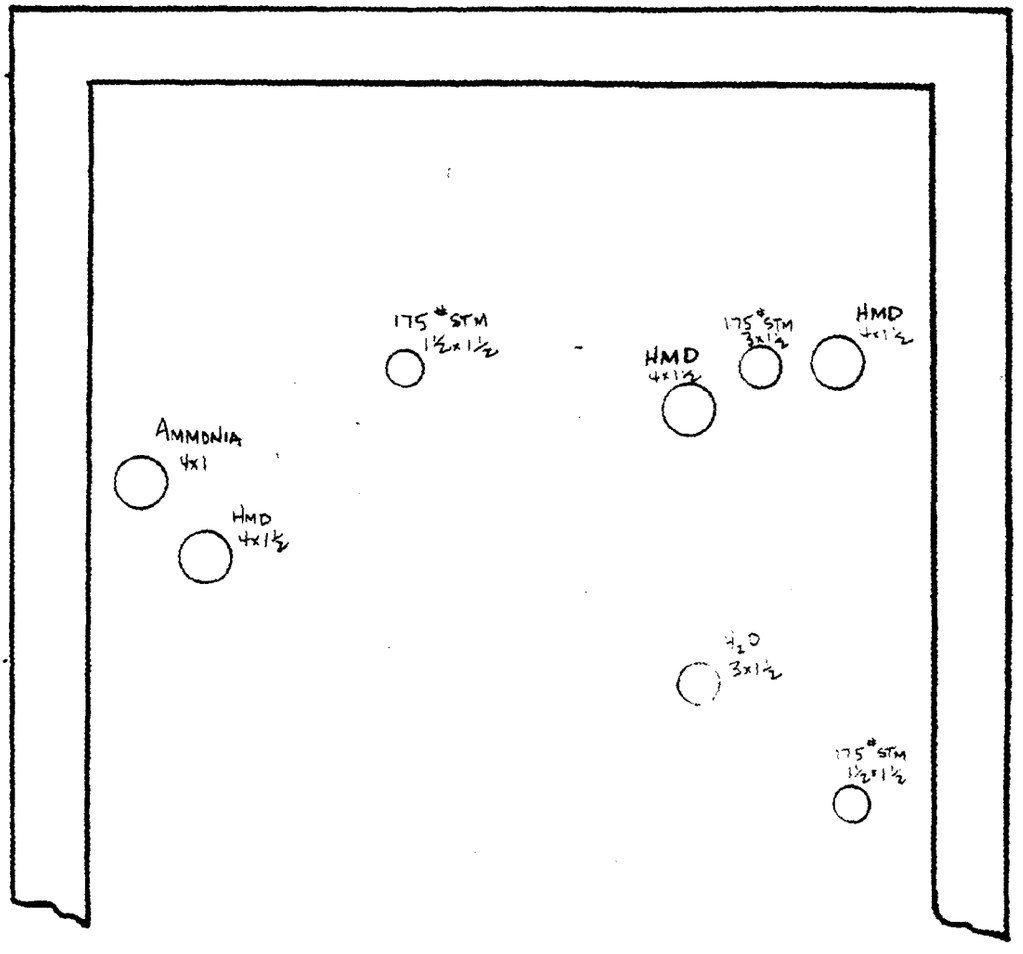

PIPE BRIDGE # 5-A

SPRT 2E13-2E14

DUP 0318728

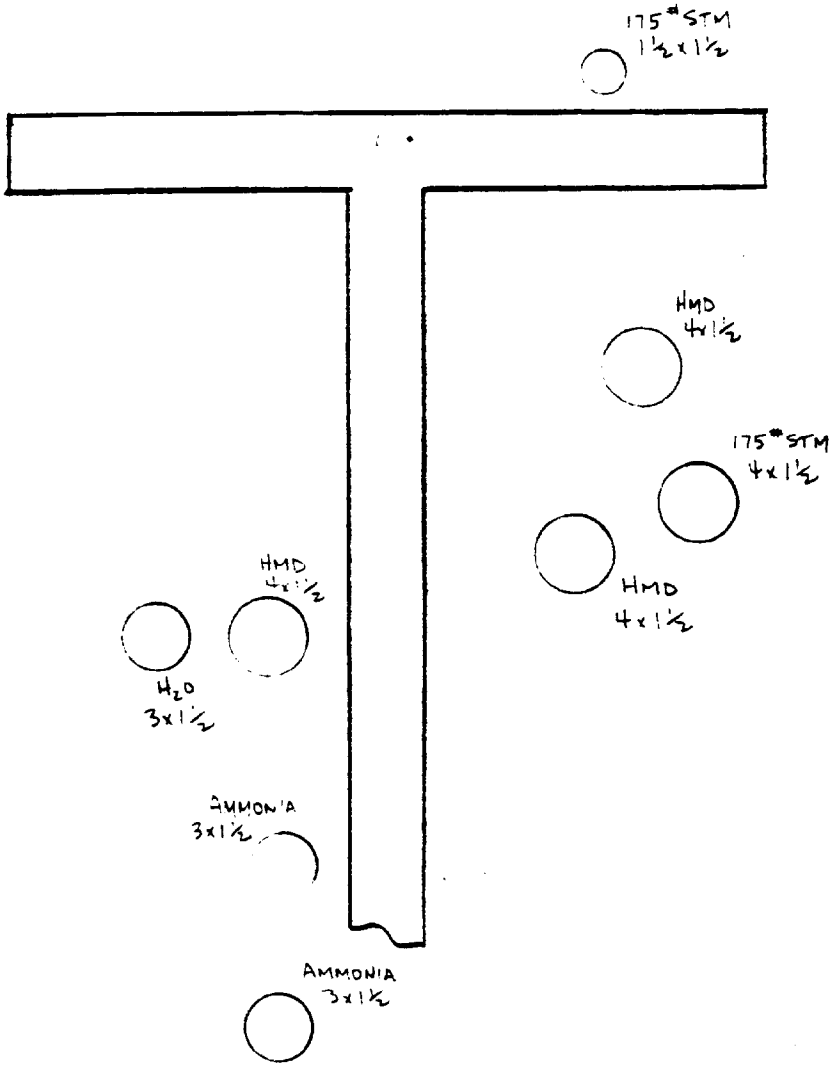

PIPE BRIDGE # 5-A

SPRT 2E15 - 2E16

DUP 0318729

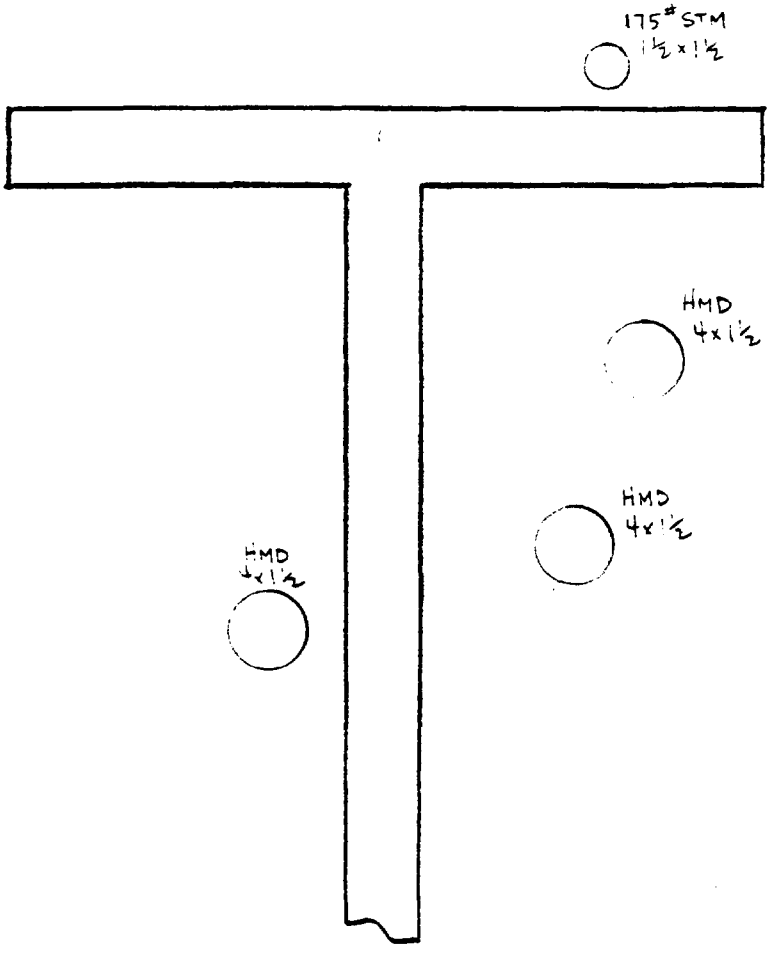

PIPE BRIDGE #5-A

SPRT 2E17

DUP 0318730

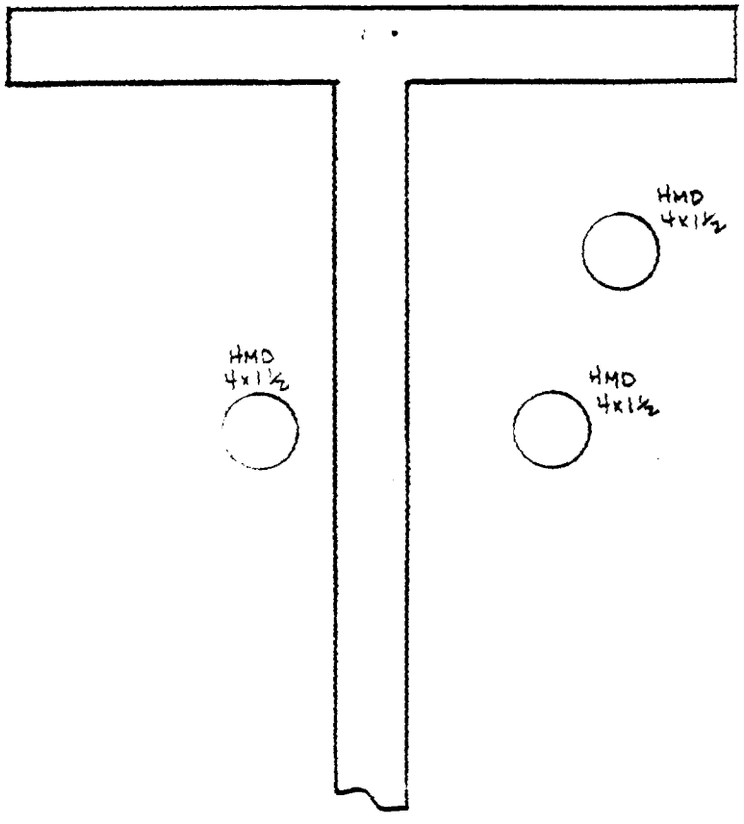

PIPE BRIDGE #5-A

SPRT 2E18-2526

DUP 0318731

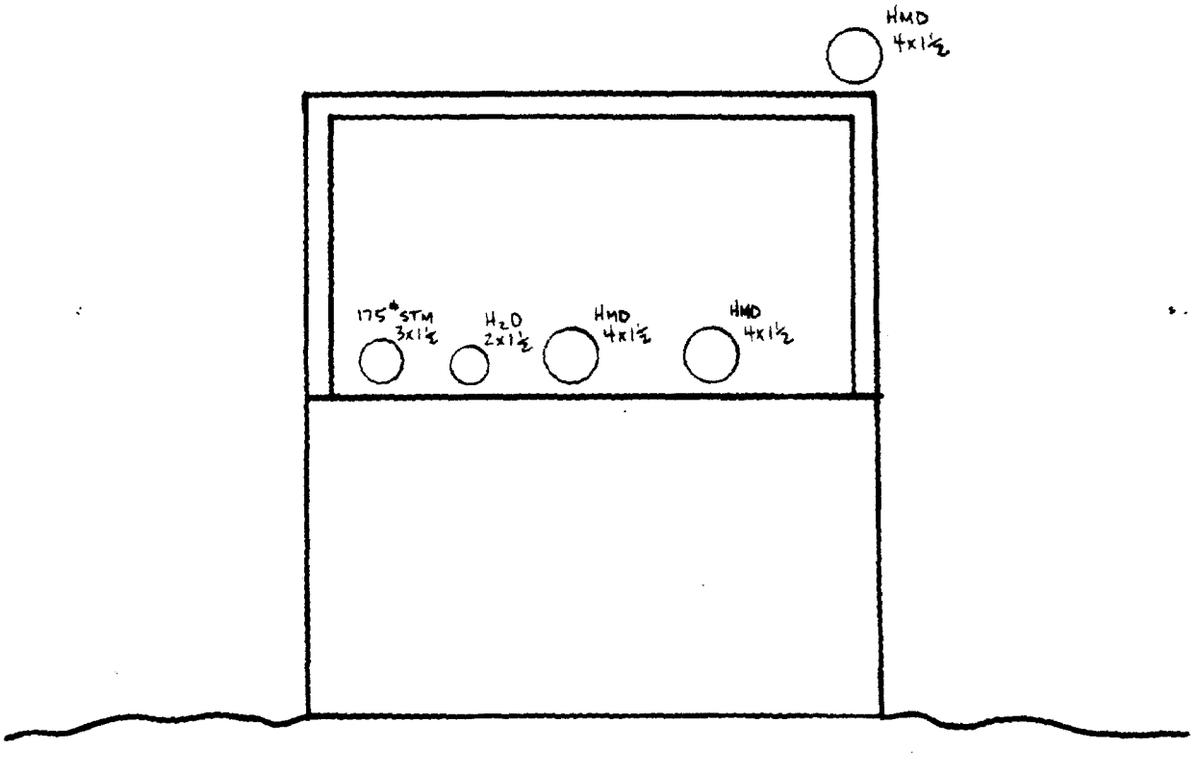

PIPE BRIDGE # 5-A

SPRT 2E27 - 2E40

DUP 0318732

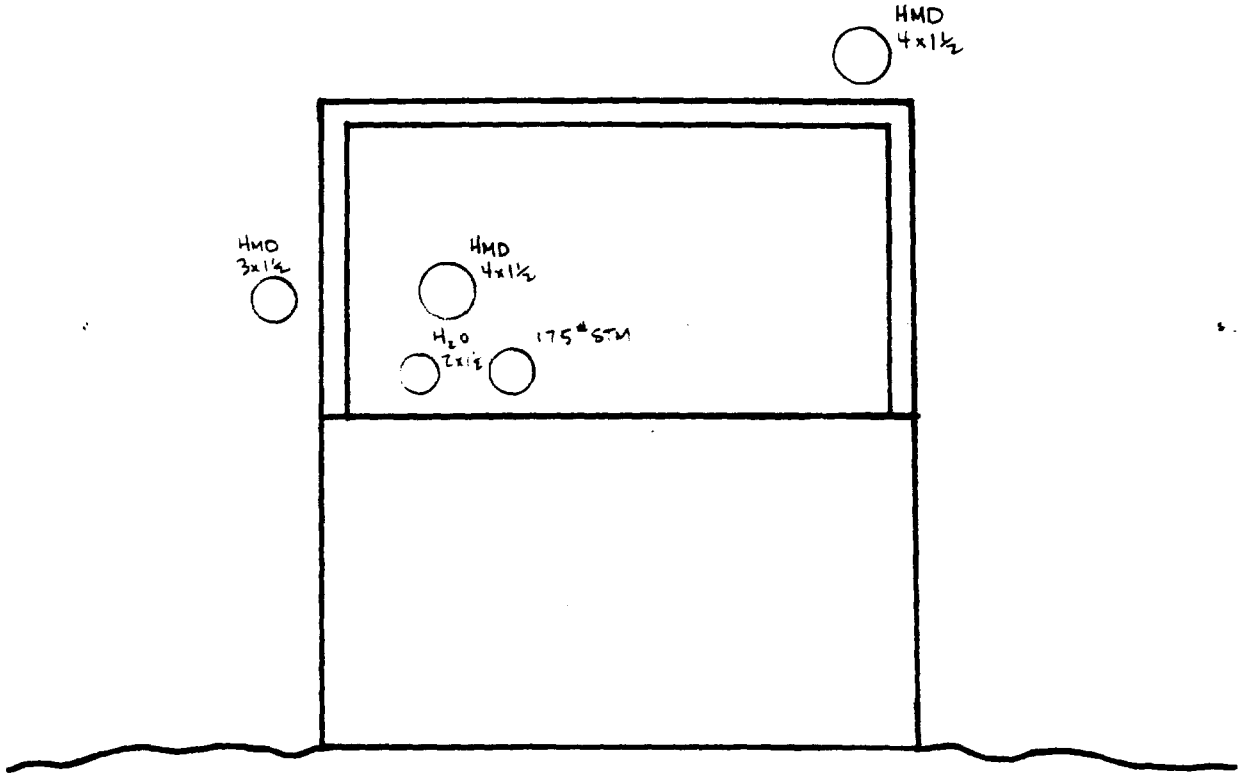

PIPE BRIDGE #5-A

SPRT 2E41

DUP 0318733

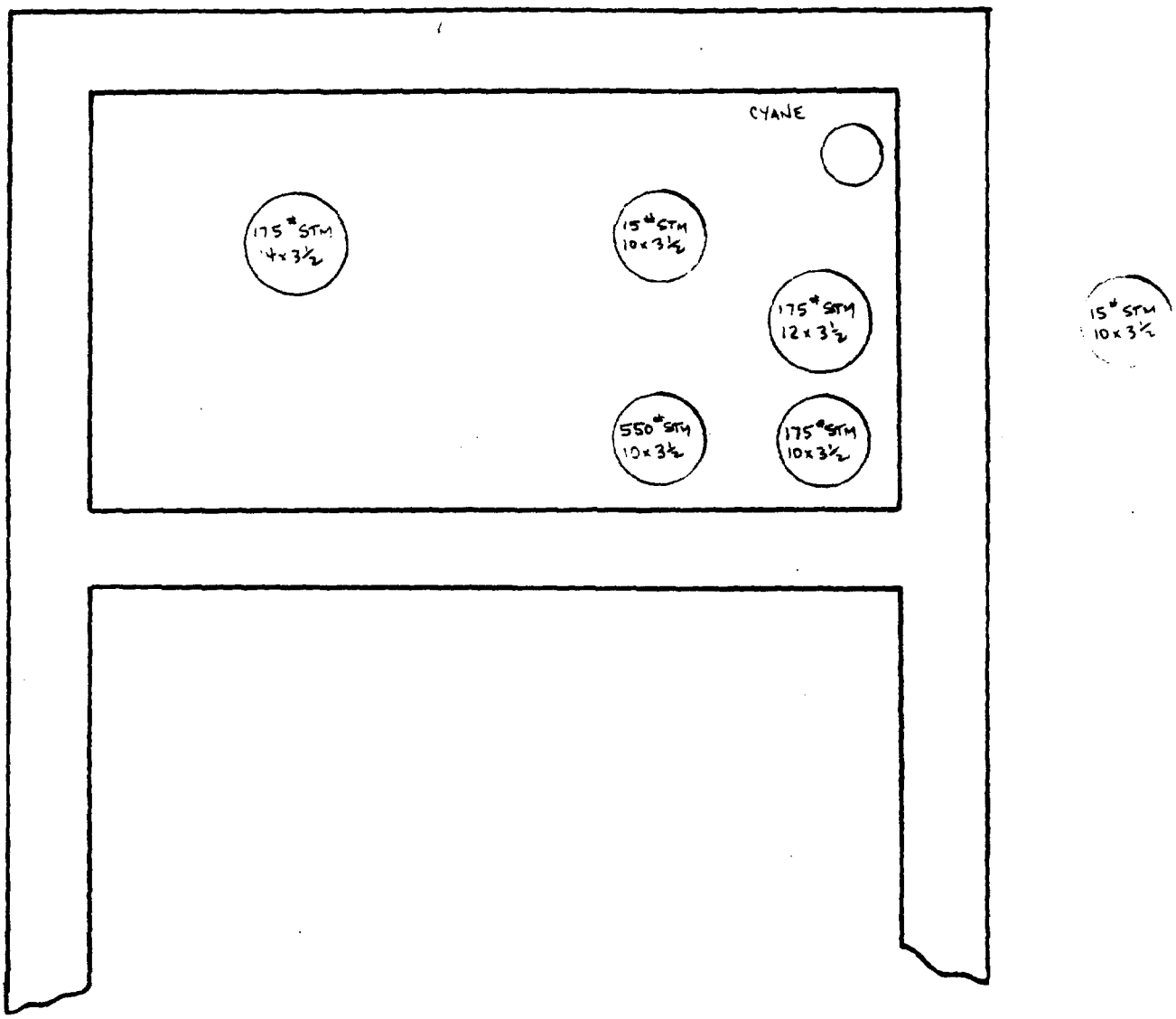

PIPE BRIDGE # 6

SPRT FN1 - FN2

DUP 0318734

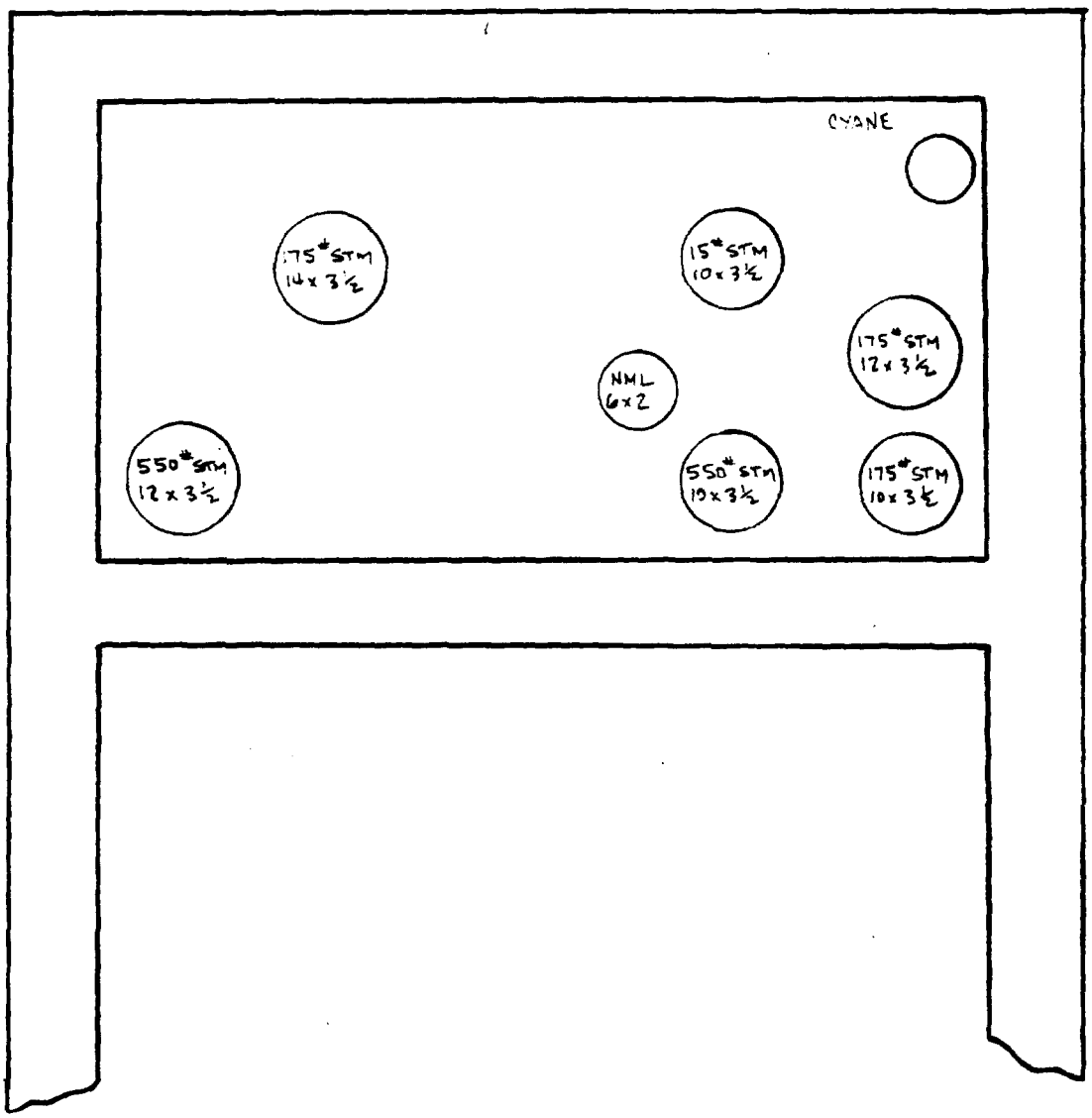

PIPE BRIDGE #6

SPRT FN3-FN4

DUP 0318735

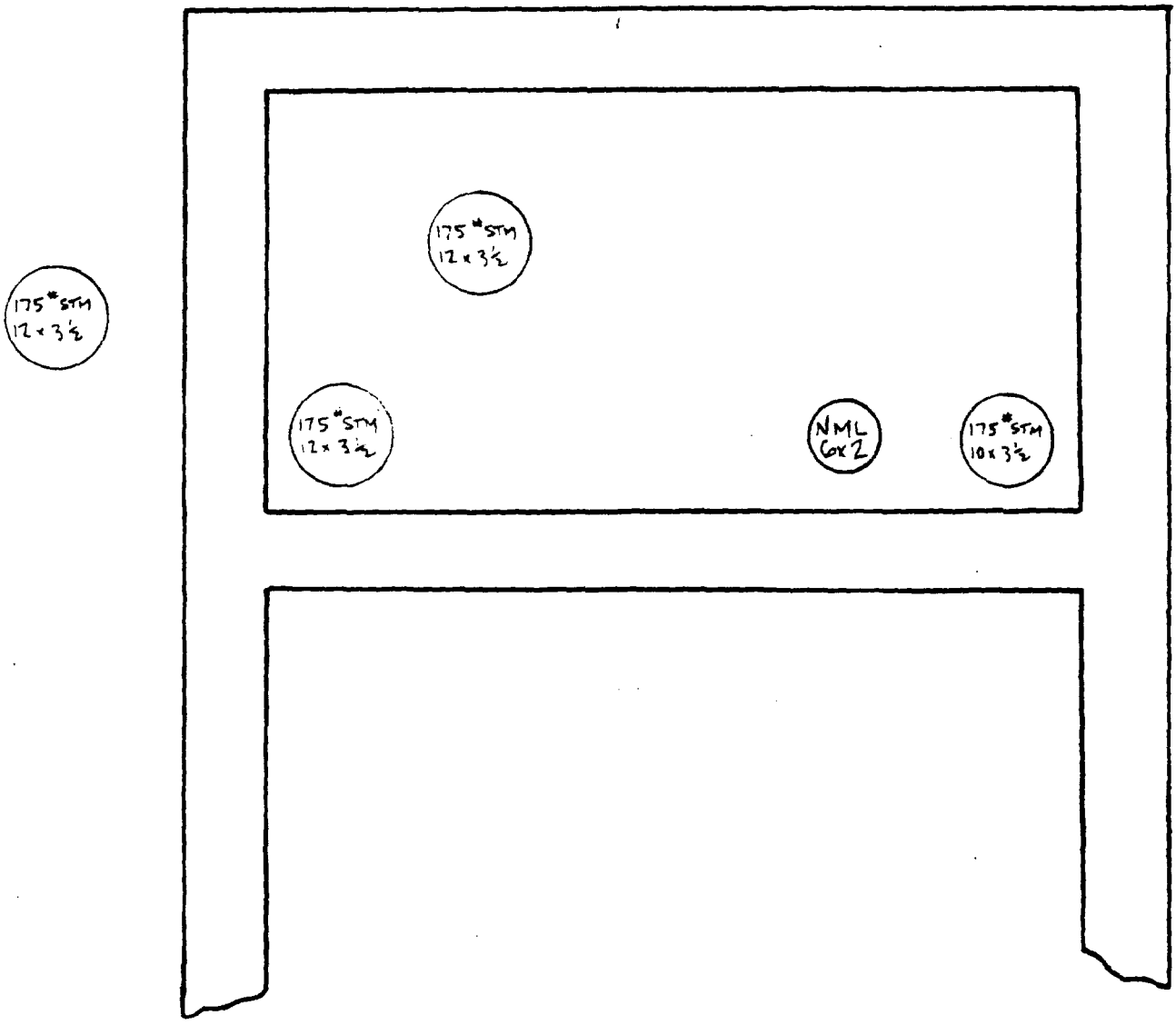

PIPE BRIDGE #6

SPRT FN 5

DUP 0318736

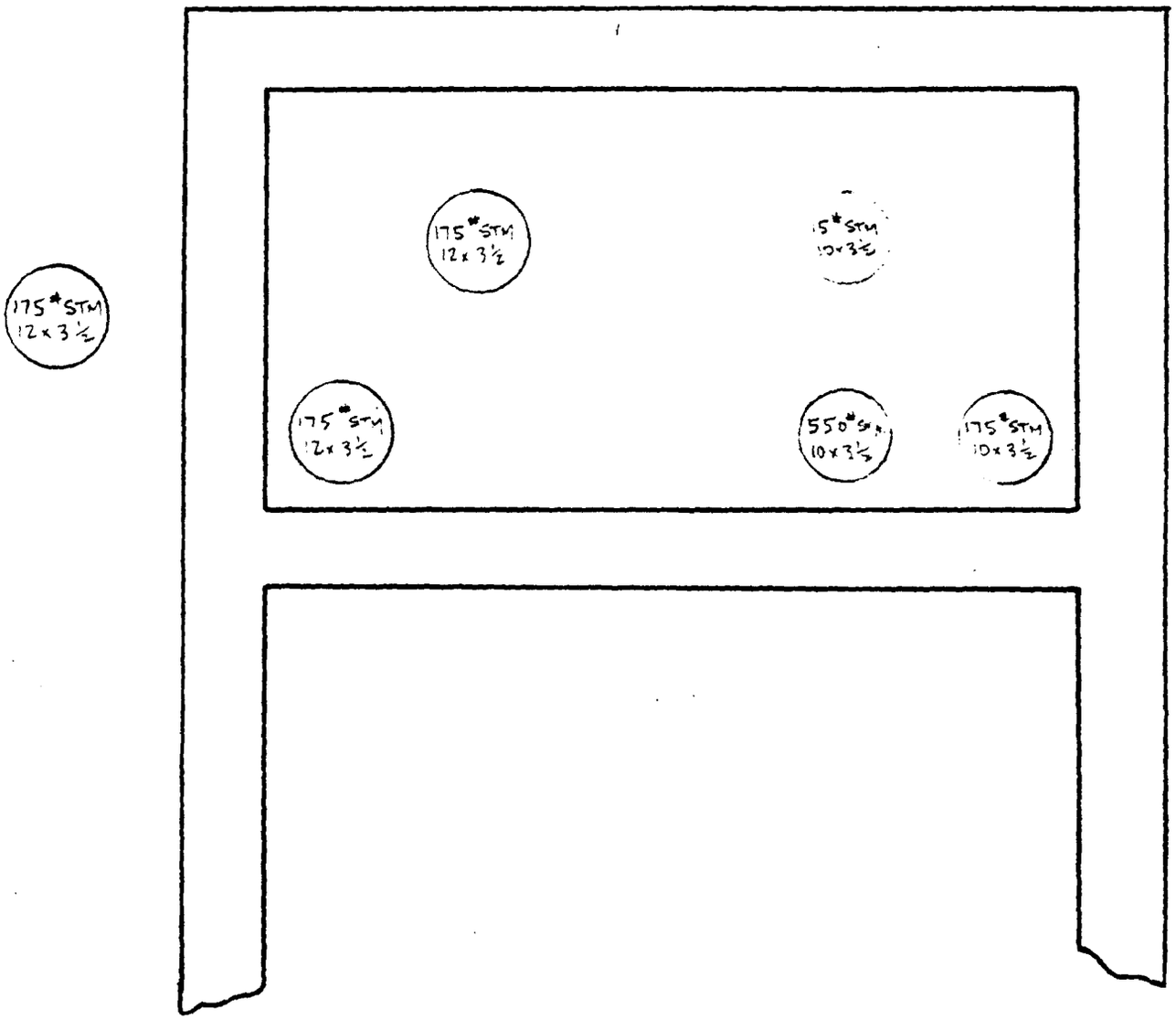

PIPE BRIDGE # 6

SPRT ENG

DUP 0318737

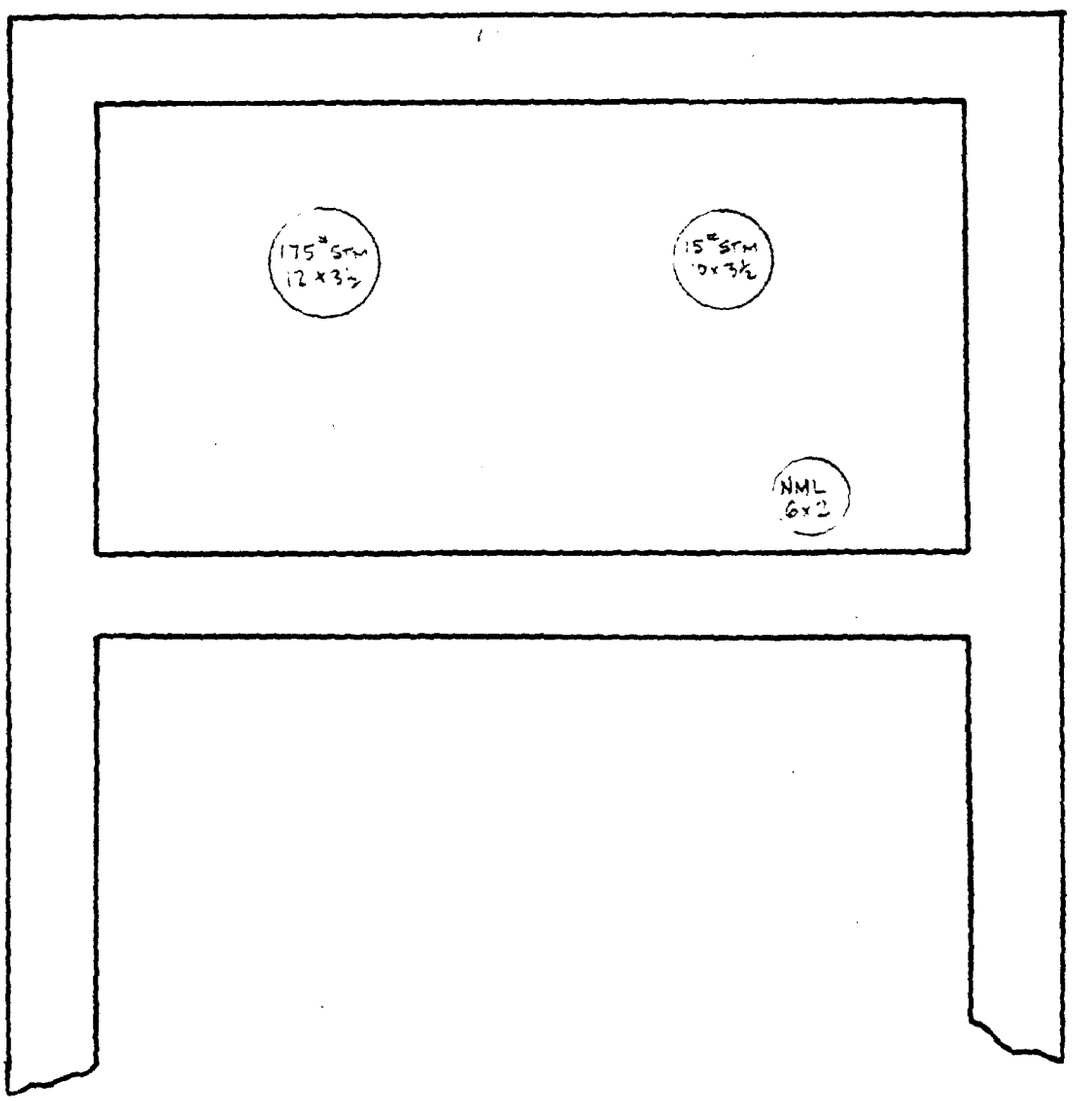

PIPE BRIDGE #6

SPRT FN7-FN9

DUP 0318738



PIPE BRIDGE #6

SORT FN10-FN11

DUP 0318739



PIPE BRIDGE #6

SPRT FN12-FN13

DUP 0318740

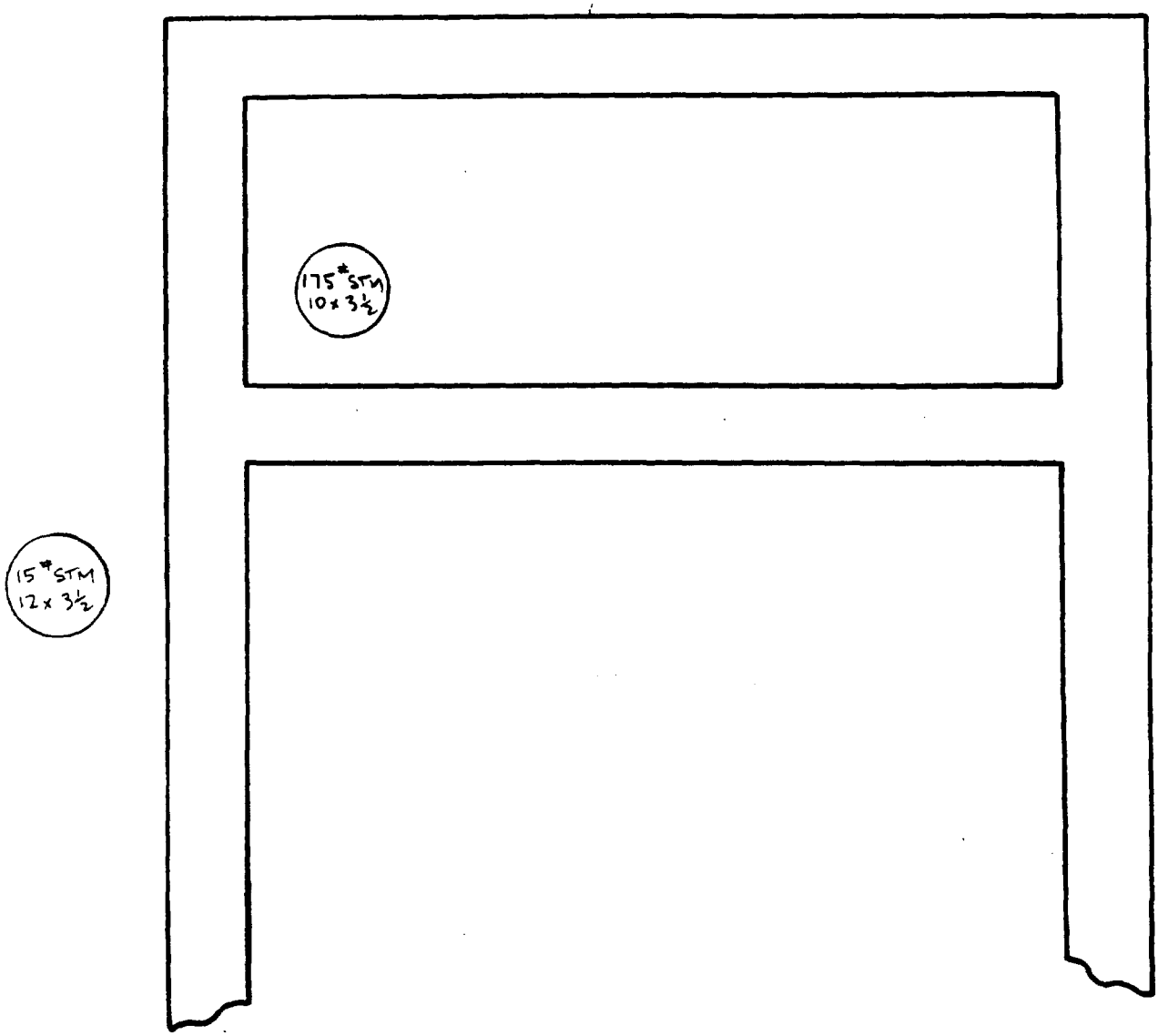

PIPE BRIDGE #6

SPRT FN 14 - FN 16

DUP 0318741

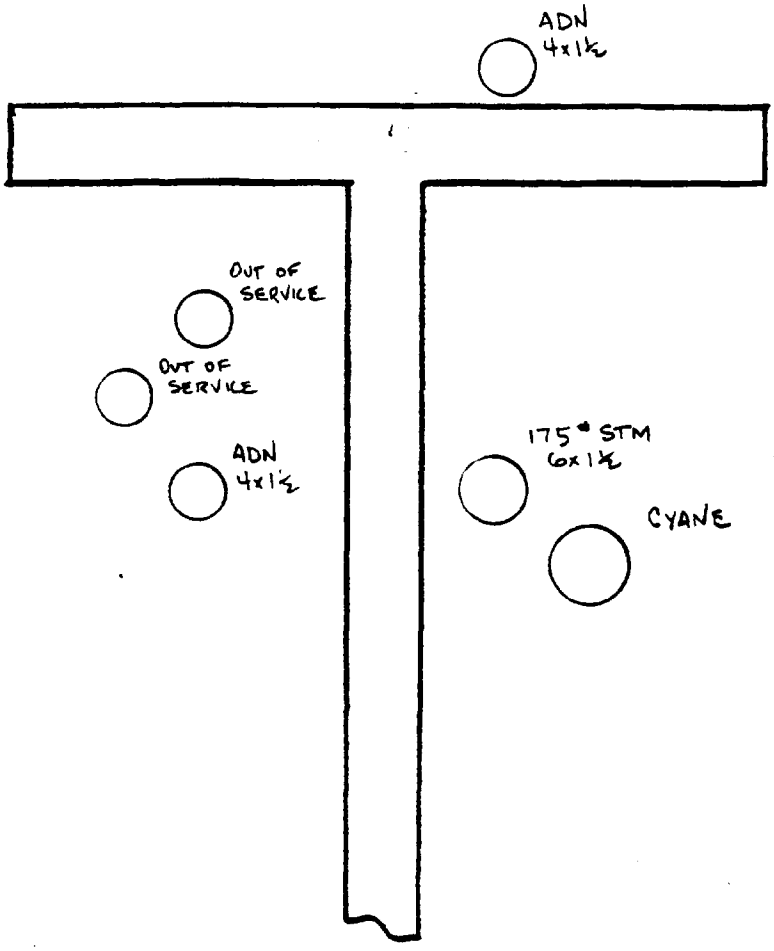

PIPE BRIDGE # 7

SPRT BS1 - BS3

DUP 0318742

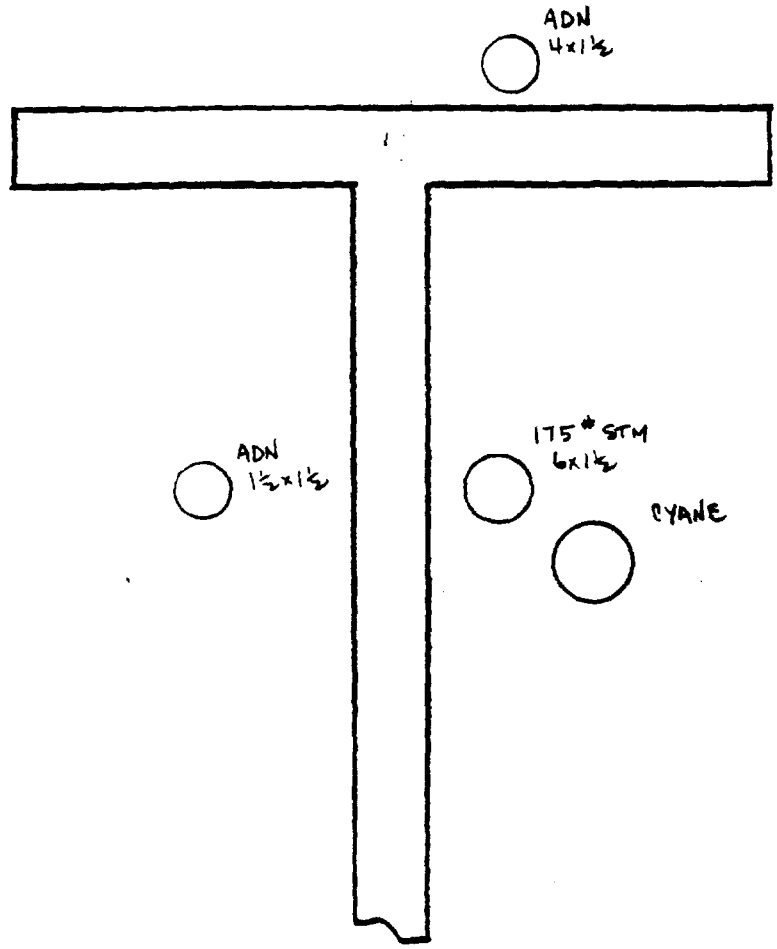

PIPE BRIDGE # 7

SPRT BS 4 - BS 67

DUP 0318743

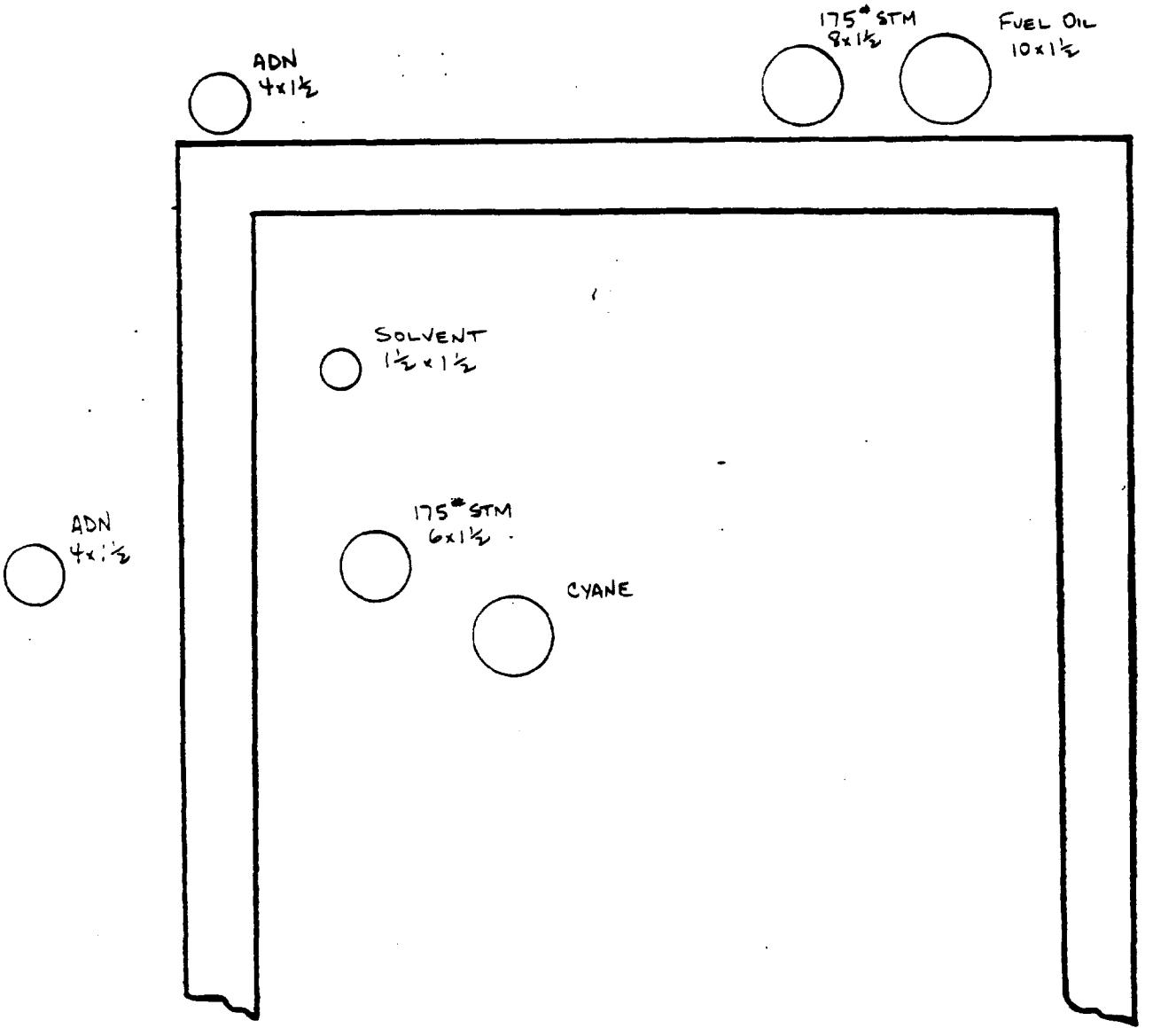

PIPE BRIDGE #7

SPRT BS68-BS79

DUP 0318744

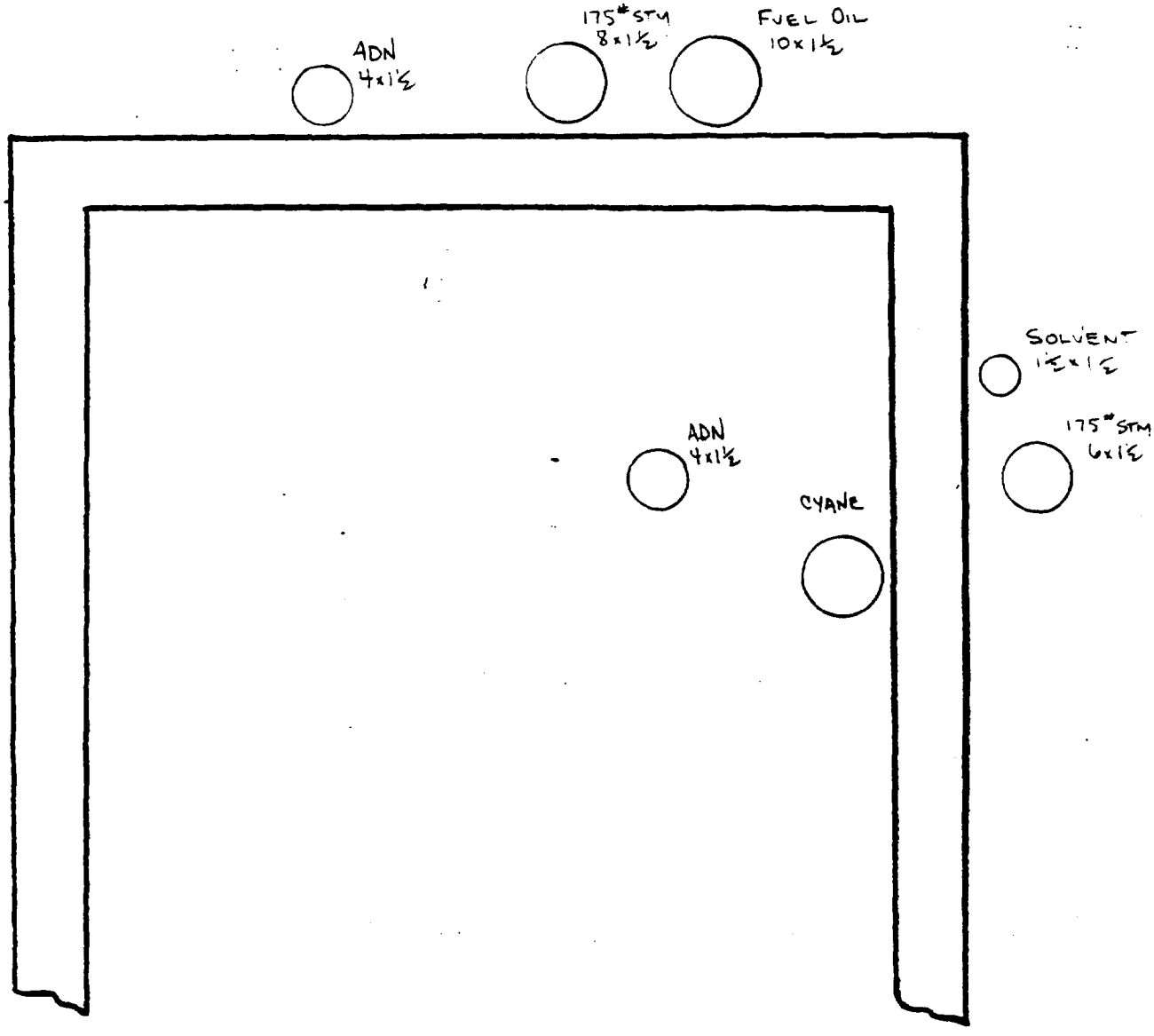

PIPE BRIDGE # 7

SDRT BS80 - BS 85

DUP 0318745

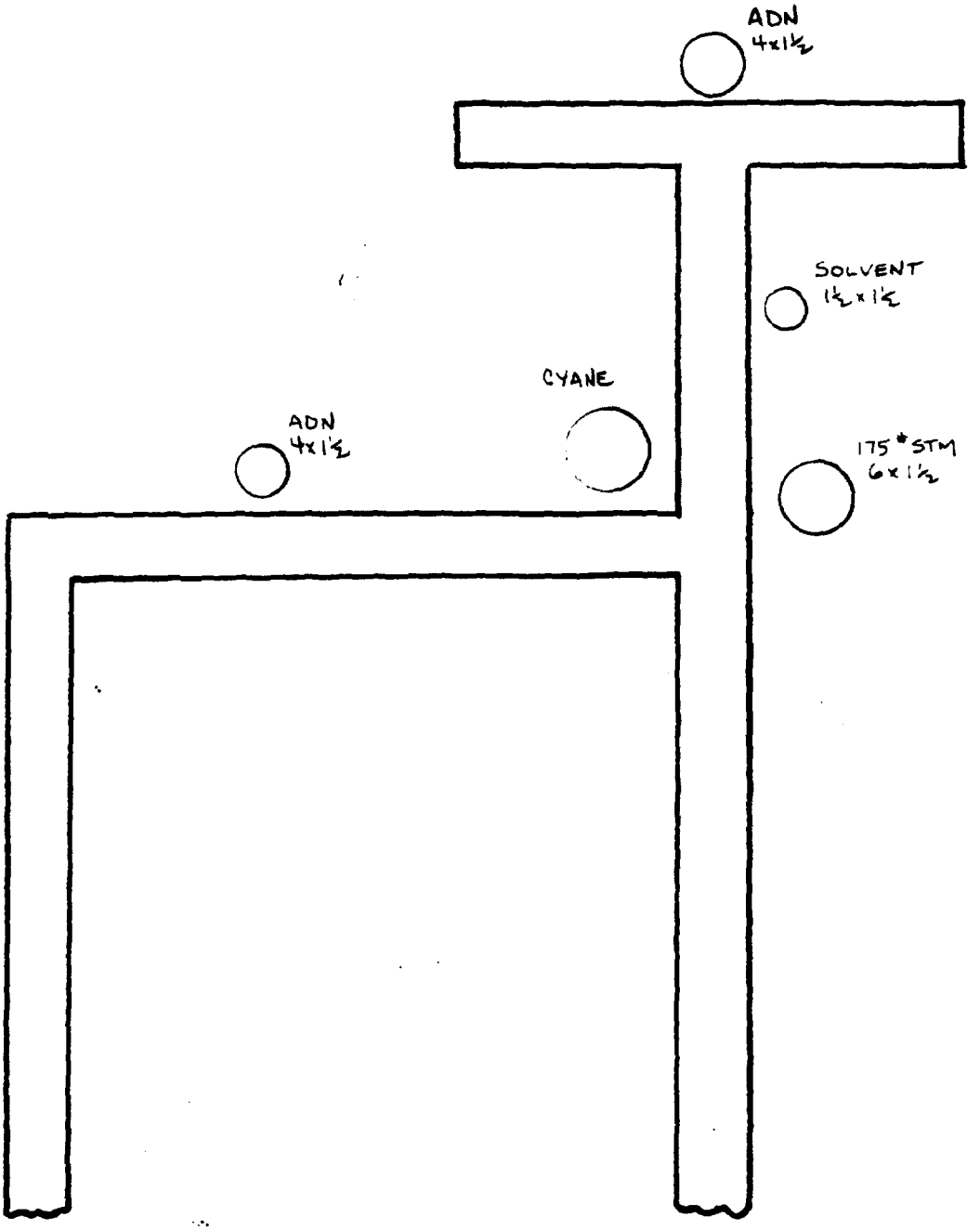

PIPE BRIDGE # 7

SPRT BS 86 - BS 90

DUP 0318746

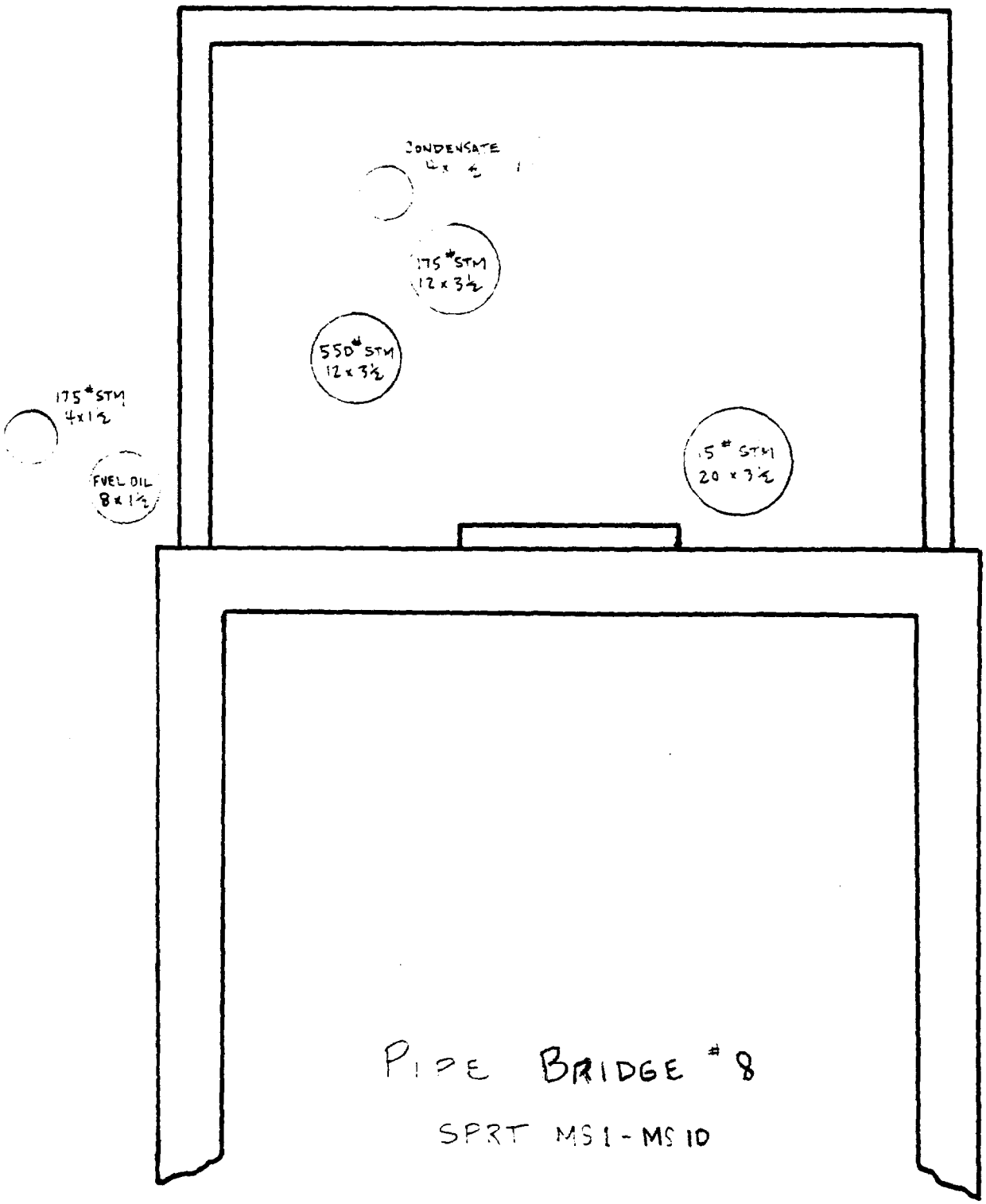

PIPE BRIDGE # 8

SPRT MS 1 - MS 10

DUP 0318747


175 #STM
4 x 1½
FUEL OIL
8 x 1½
550 #STM
12 x 3½
75 #STM
12 x 3½
15 #STM
20 x 3½
PIPE BRIDGE #8
SORT MS II

DUP 0318748

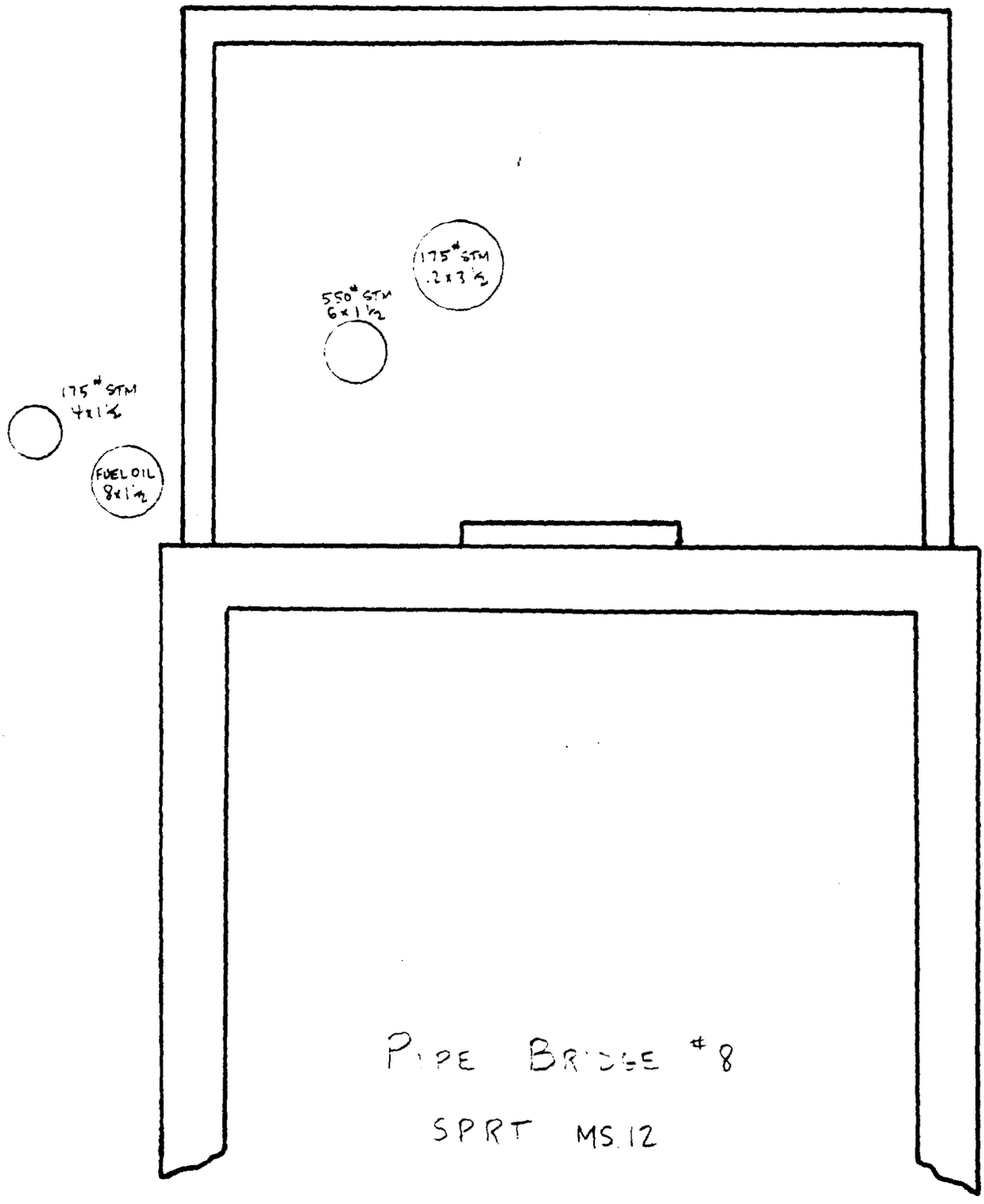
175# STM
.2 x 3 1/2
550# STM
6 x 1 1/2
175# STM
4 x 1 1/2
FUEL OIL
8 x 1 1/2
PIPE BRIDGE #8
SPRT MS.12

DUP 0318749

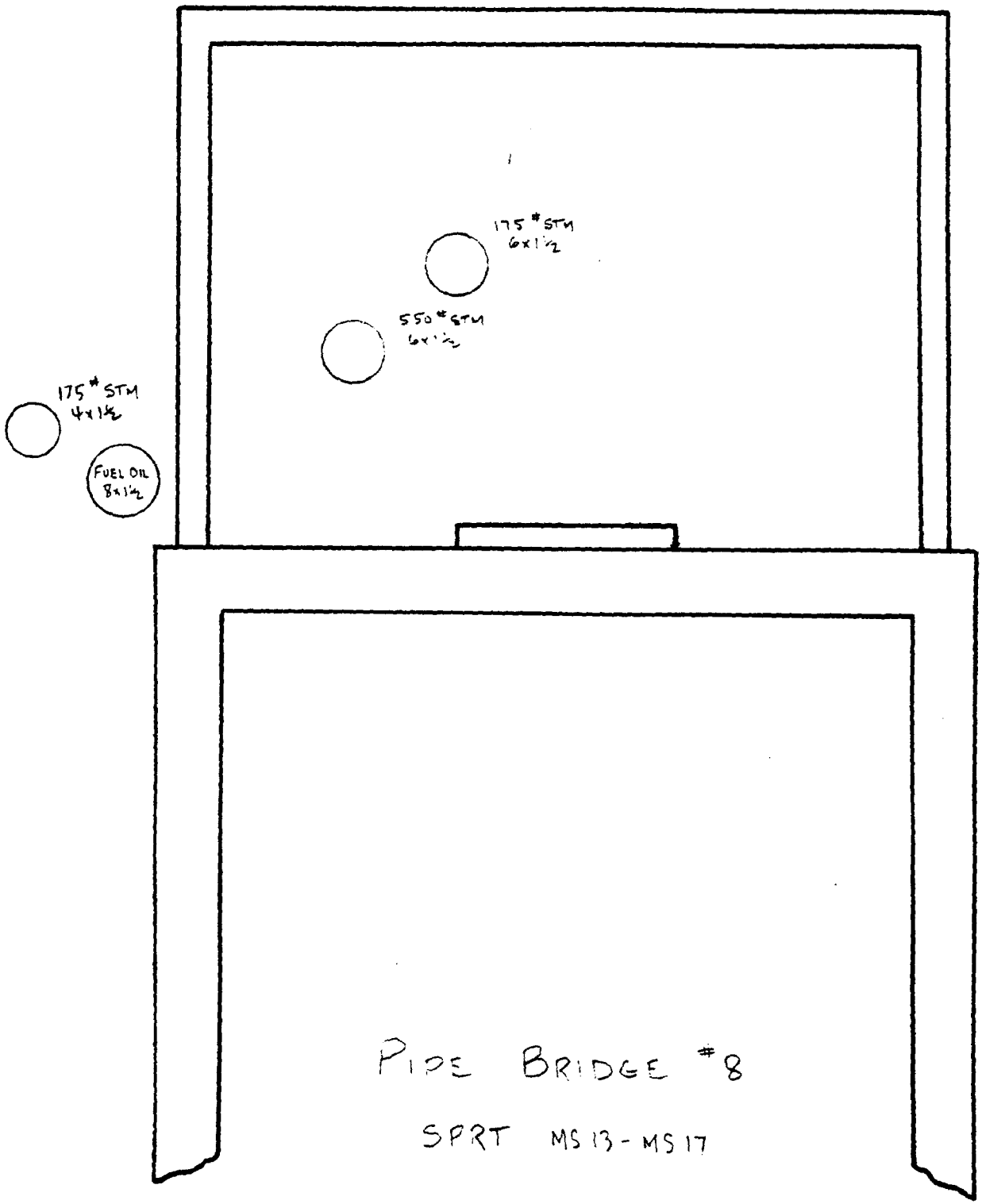

PIPE BRIDGE #8

SPRT MS 13 - MS 17

DUP 0318750



PIPE BRIDGE #8

SPRT MS18 - MS19

DUP 0318751



PIPE BRIDGE #9

SPRT 4E1 - 4E16

DUP 0318752



PIPE BRIDGE #9

SPRT 4E17 - 4E24

DUP 0318753



PIPE BRIDGE #12

SPRT 5E1-5E2

DUP 0318754



PIPE BRIDGE #12

SPRT 5E3-5E18

DUP 0318755

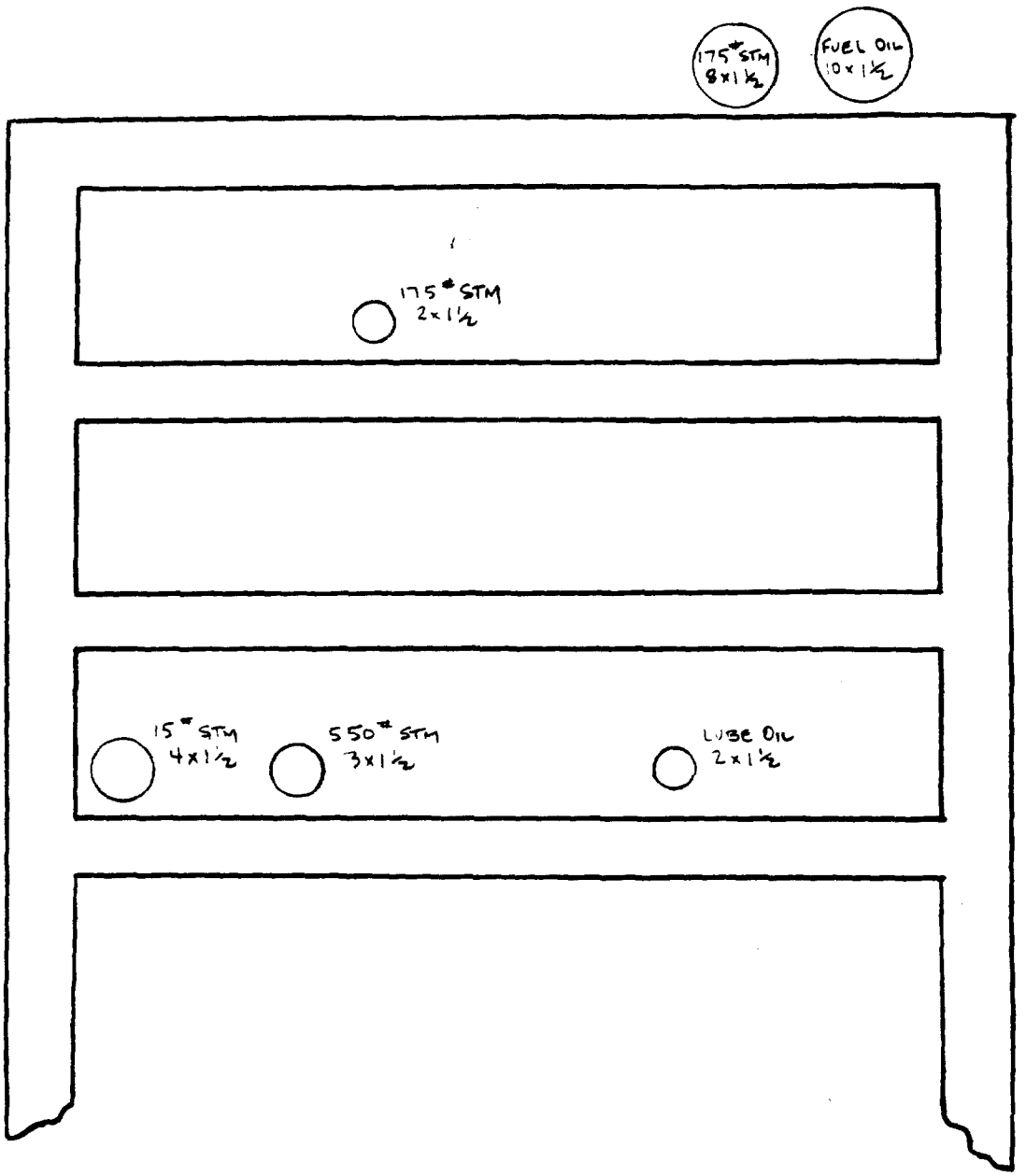

PIPE BRIDGE # 12

SPRT 5E19 - 5E36

DUP 0318756

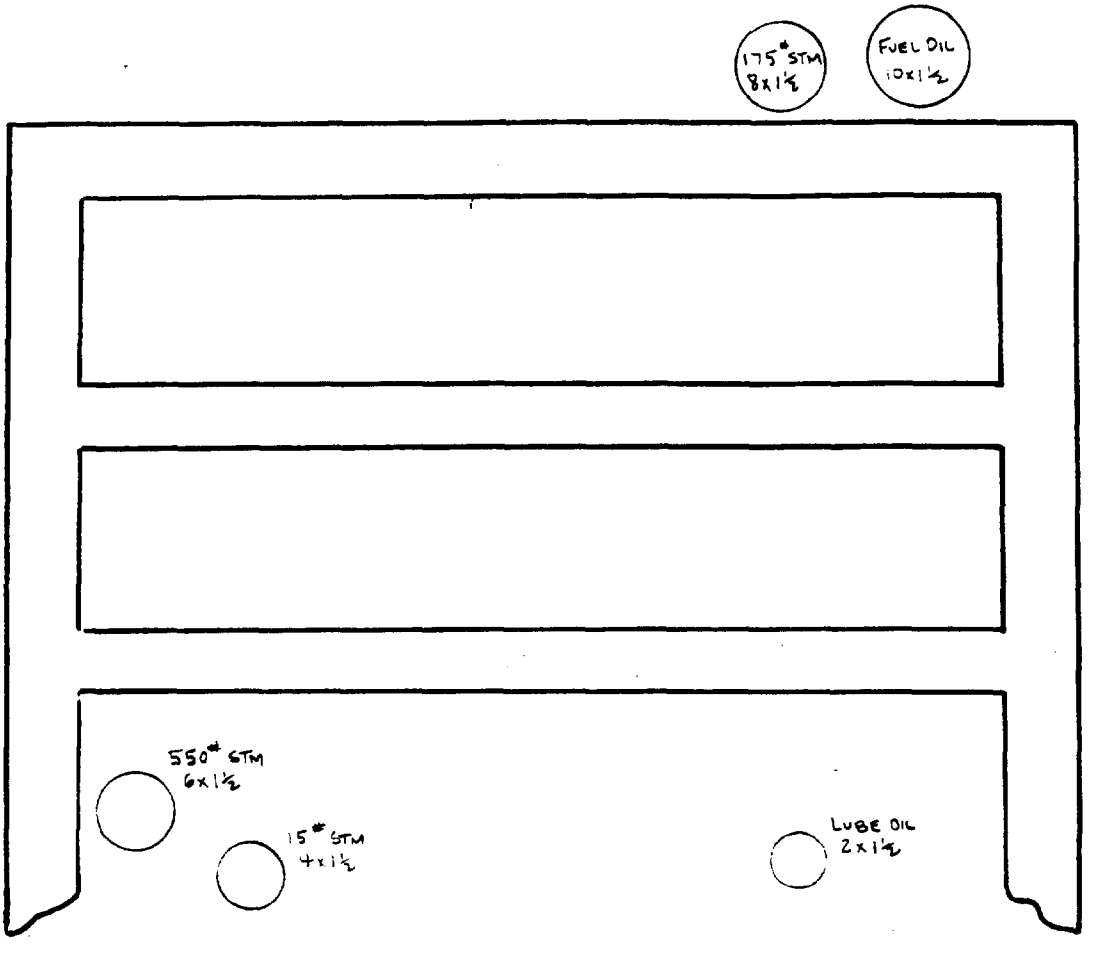

PIPE BRIDGE #12

SPRT 5E37-5E60

DUP 0318757



PIPE BRIDGE #12

SPRT 5E61-5E67

DUP 0318758

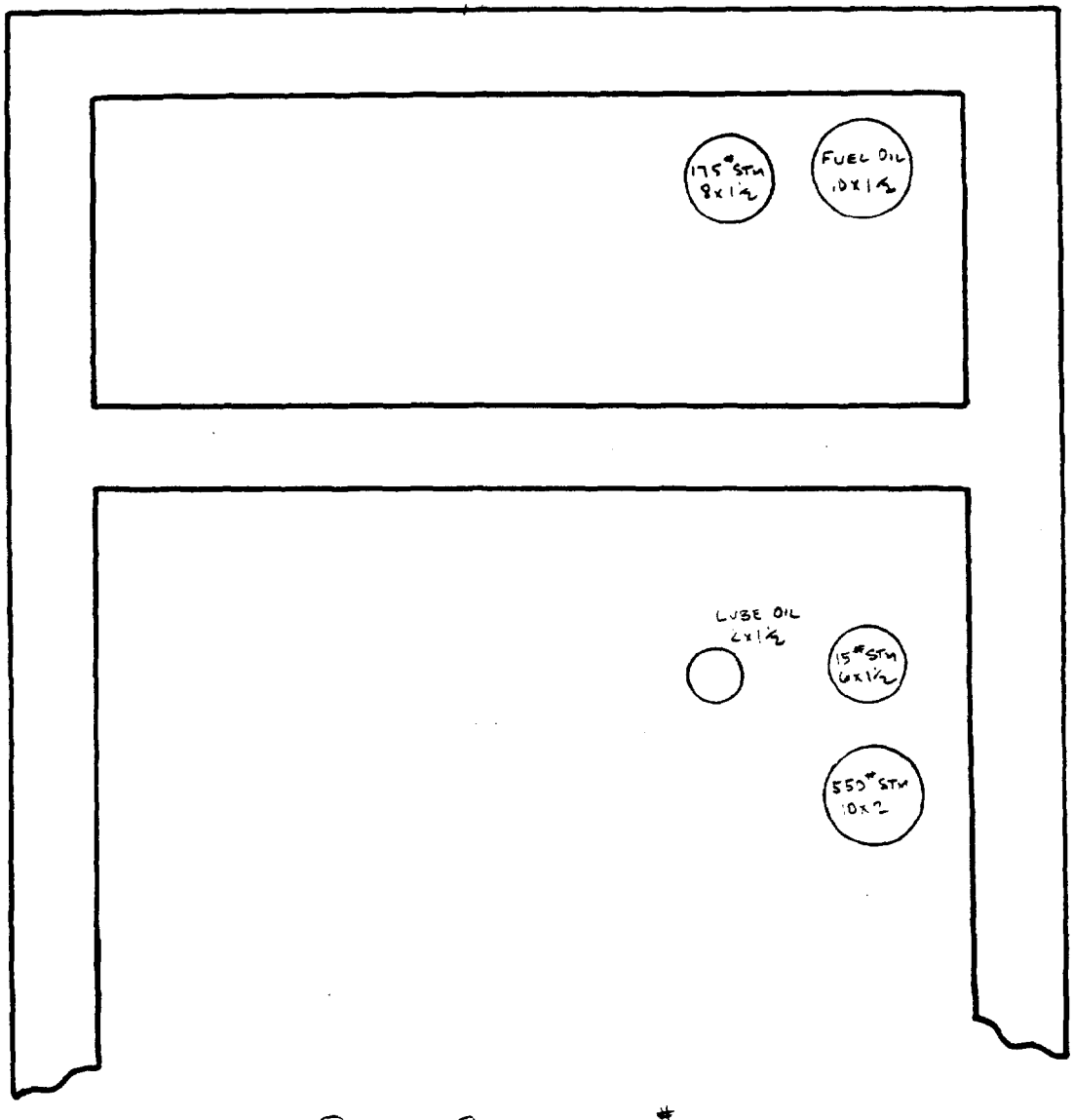

P.O.E. BRIDGE # 12

SPRT 5E68-5E77

DUP 0318759



PIPE BRIDGE # 12

SPRT EE 78

DUP 0318760



PIPE BRIDGE #12

SPRT 5E79-5E97

DUP 0318761



PIPE BRIDGE # 12

SPRT 5E98 - 5E114

DUP 0318762

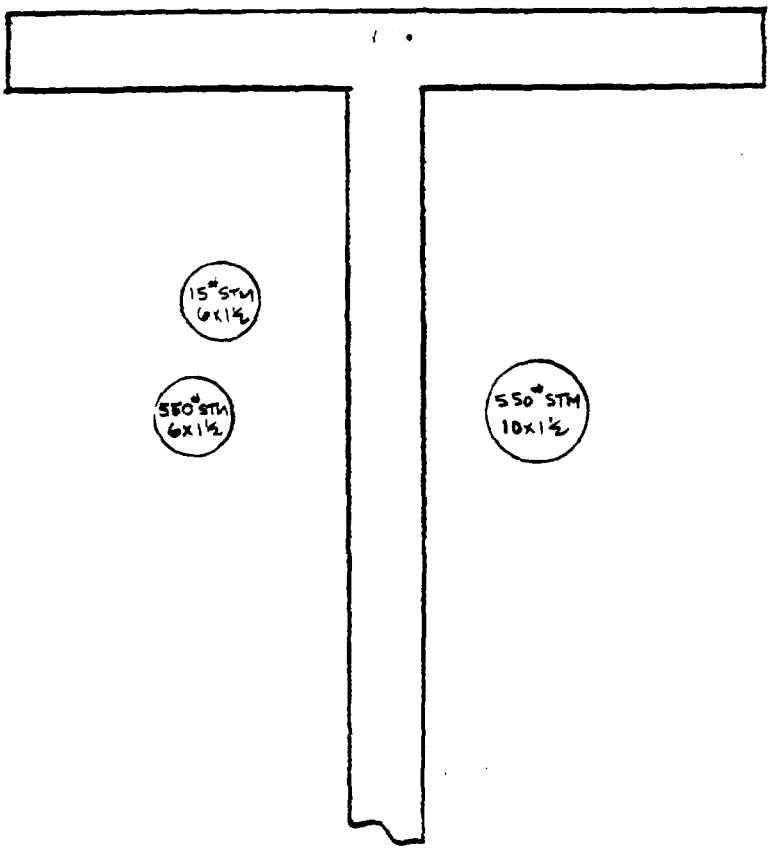

PIPE BRIDGE # 13

SPRT GN1 - GN11

DUP 0318763

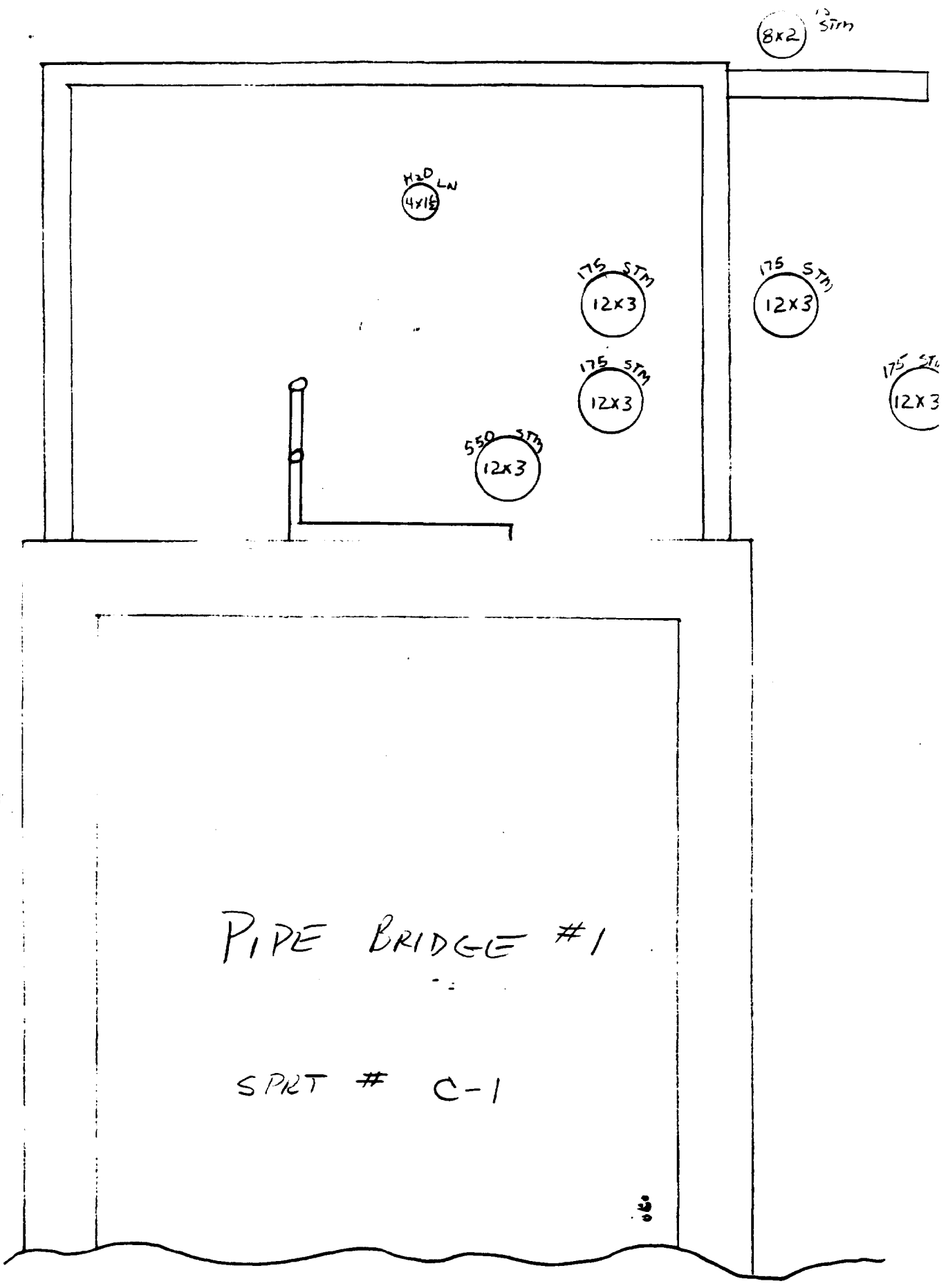
8x2 STM
H2O LN
4x1½
175 STM
12x3
175 STM
12x3
175 STM
12x3
550 STM
12x3
PIPE BRIDGE #1
SPRT # C-1

DUP 0318764

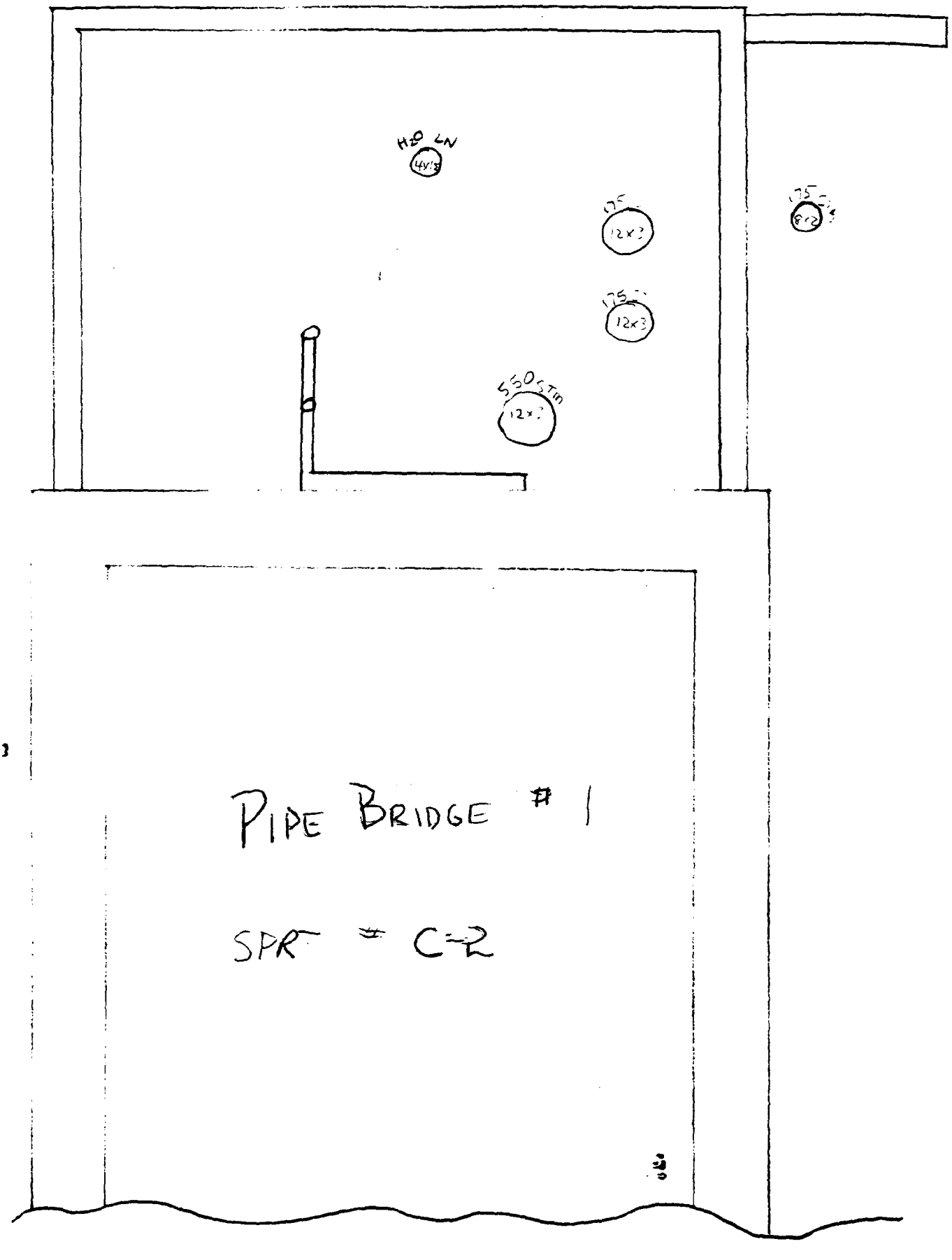

DUP 0318765

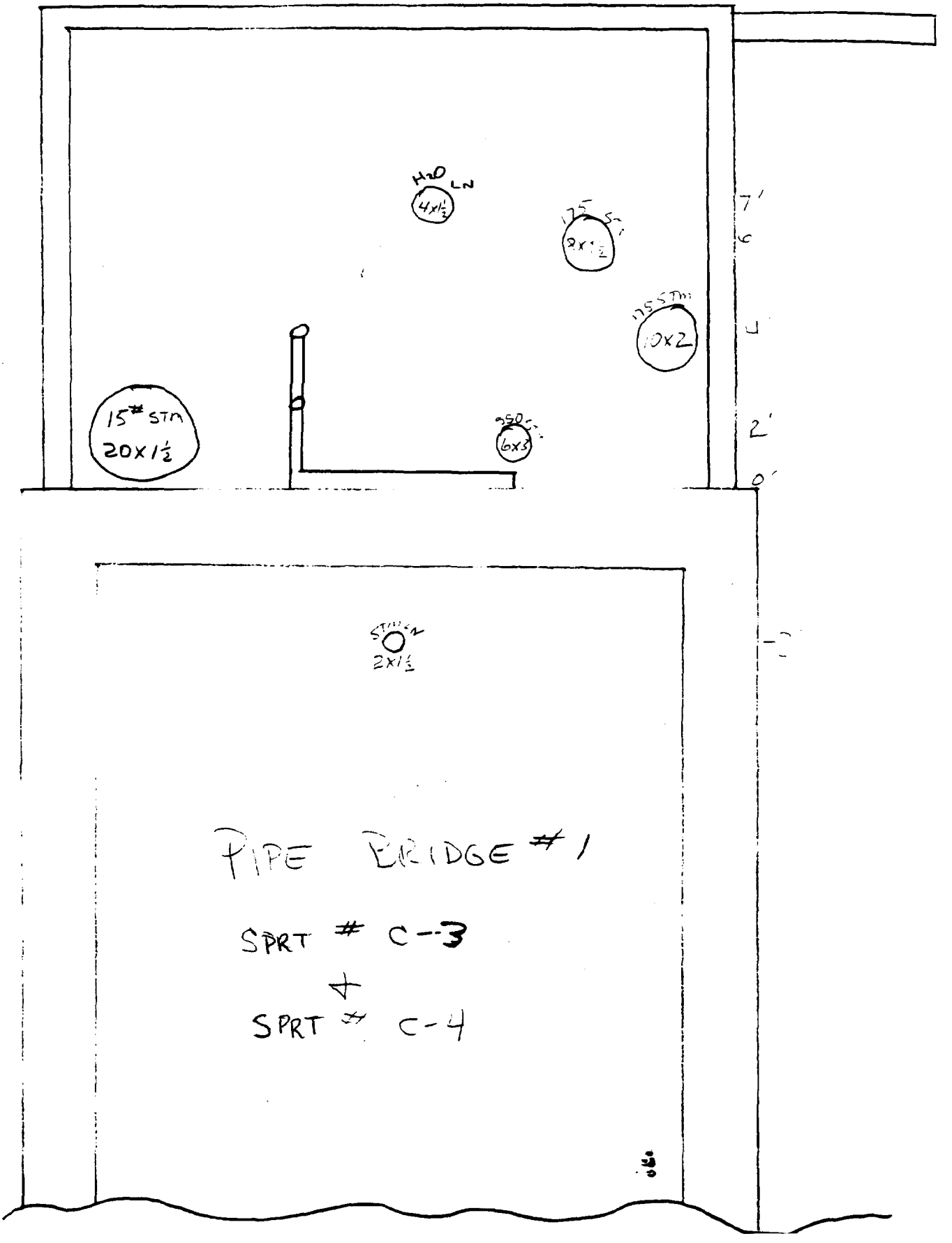
H2O LN
4x1½
175 STM
8x1½
175 STM
10x2
15# STM
20x1½
950 STM
6x3
7'
6
4
2'
0'
STM LN
2x1½
PIPE BRIDGE #1
SPRT # C-3
+
SPRT # C-4

DUP 0318766



PIPE BRIDGE #1

SPAT # C-5

THRU

SPAT # C-10

DUP 0318767

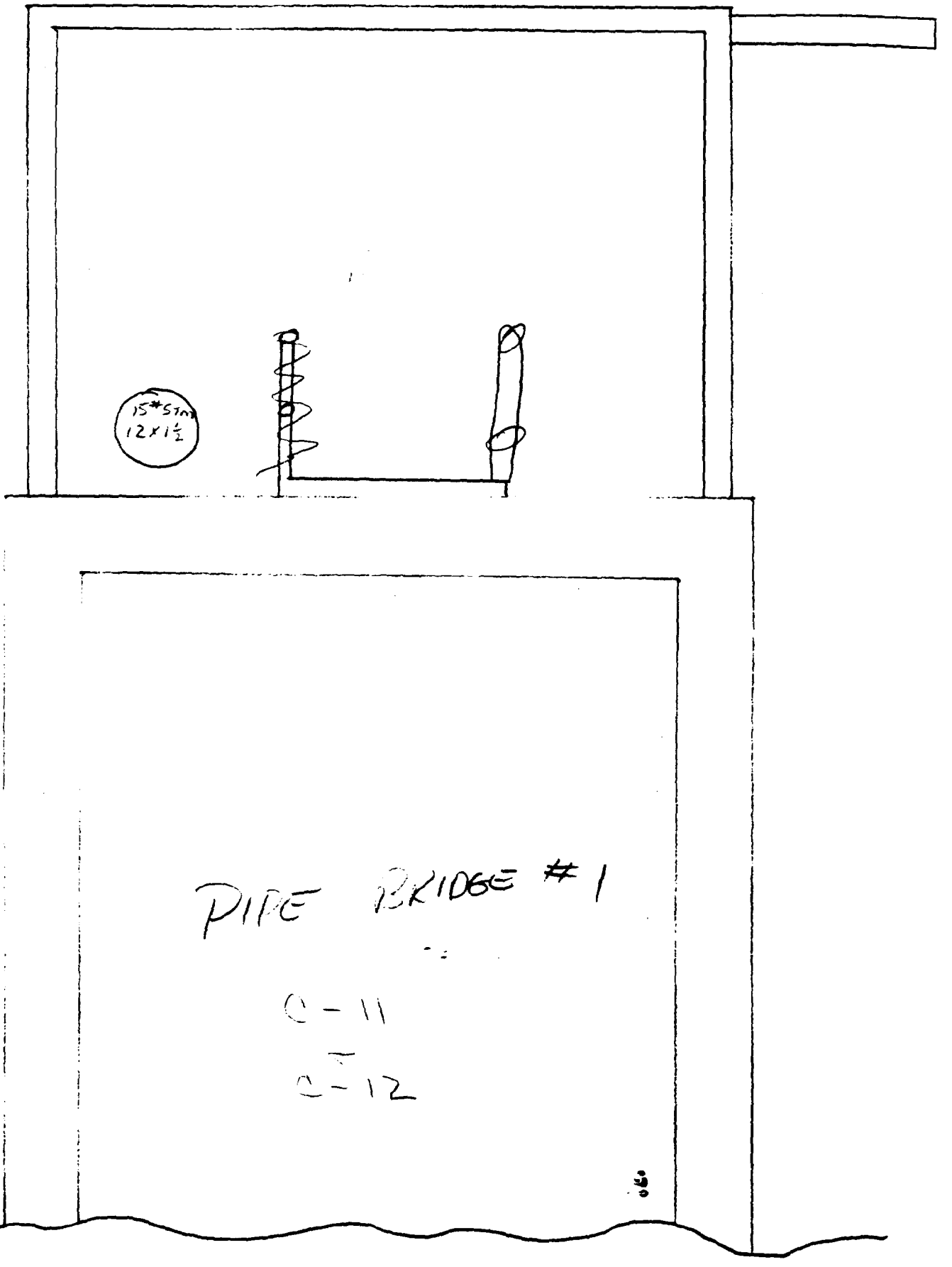

DUP 0318768

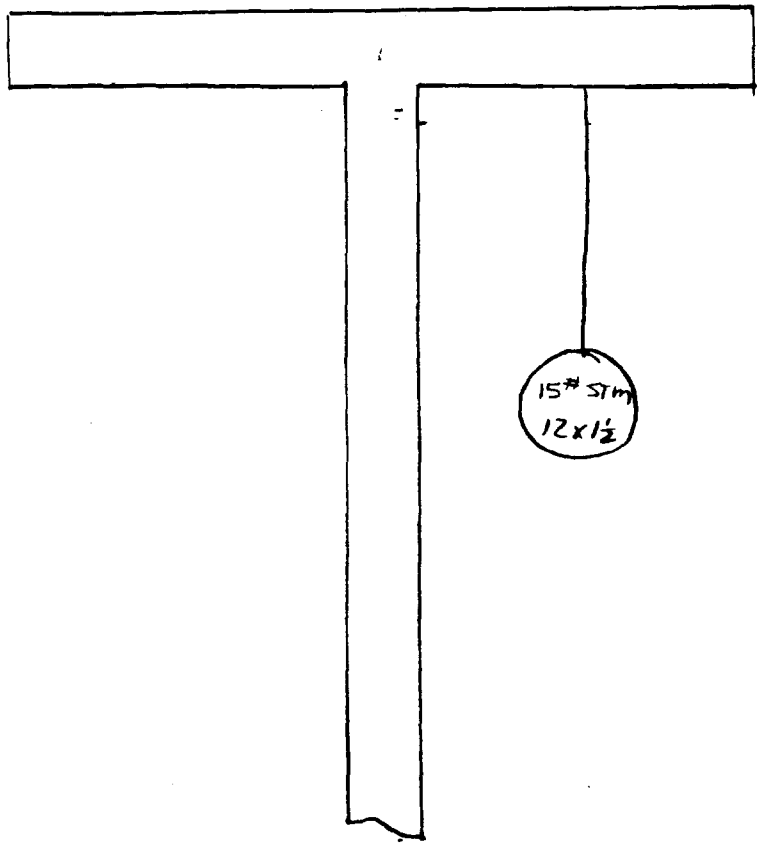

PIPE BRIDGE #1

SPRT # C-13

THRU

SPRT # C-20

DUP 0318769

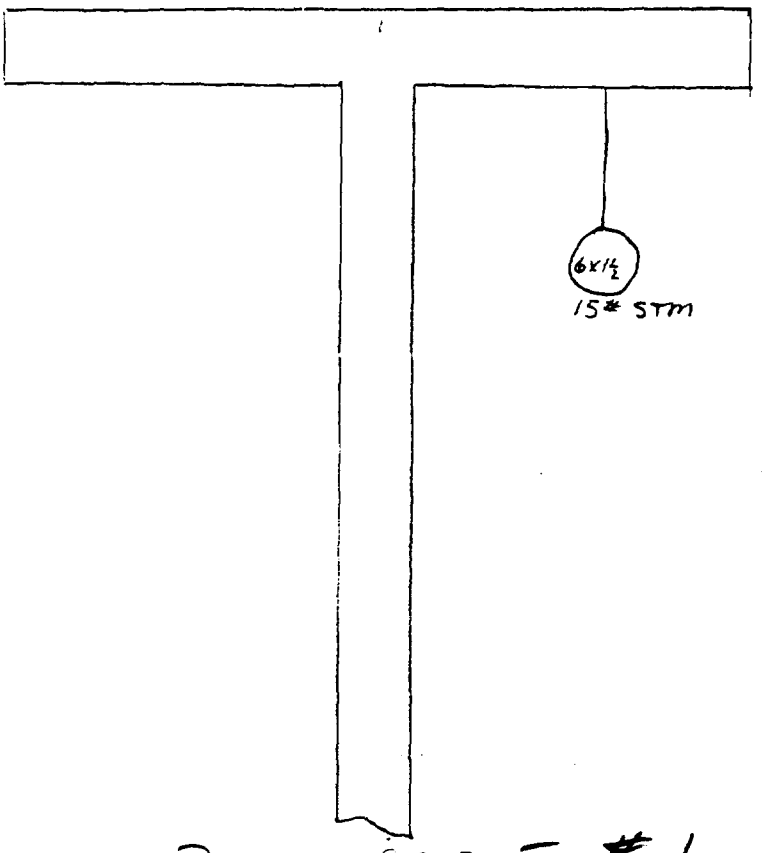

PIPE BRIDGE #1

SPRT # F-1E

THRU

SPRT # F-17N

DUP 0318770

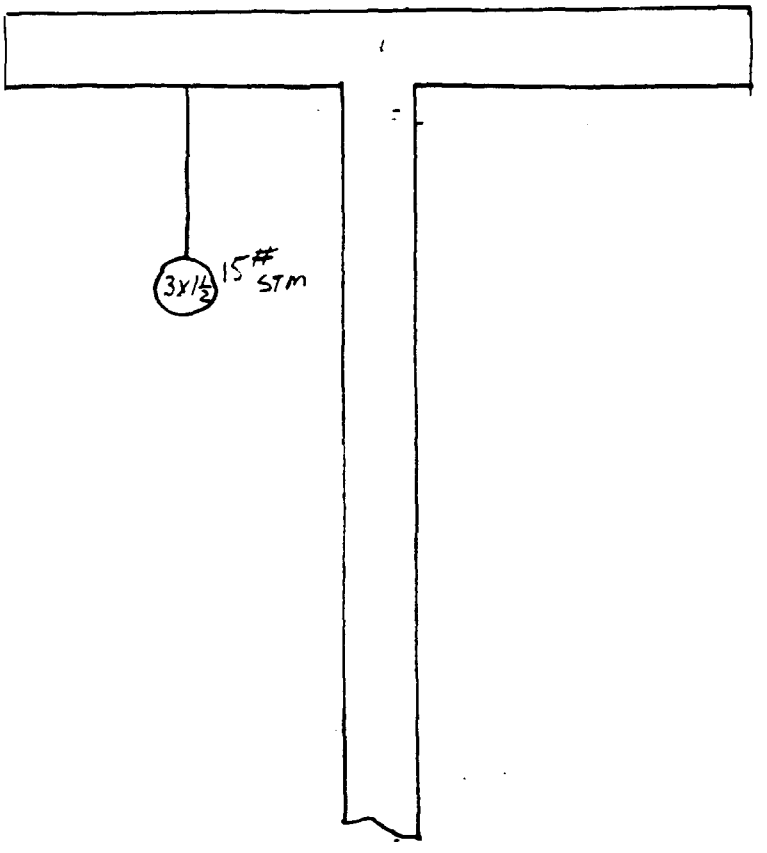

PIPE BRIDGE #1

SPRT # F-1W

THRU

F-14N

DUP 0318771

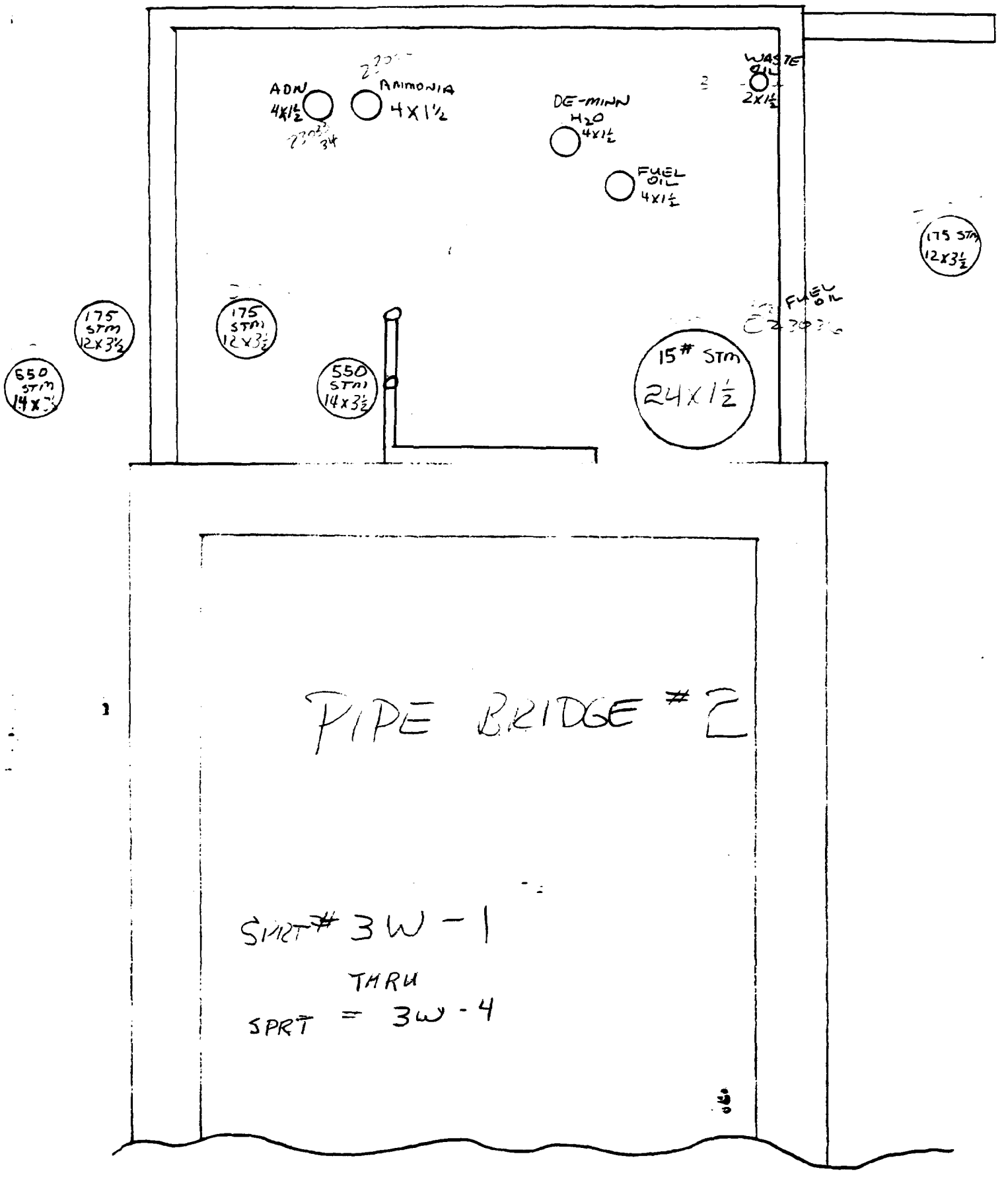
ADN
4X1½
AMMONIA
4X1½
DE-MINN
H2O
4X1½
WASTE
OIL
2X1½
FUEL
OIL
4X1½
175
STM
12X3½
175
STM
12X3½
175 STM
12X3½
650
STM
14X
550
STM
14X3½
15# STM
24X1½
FUEL
OIL
PIPE BRIDGE #2
SPRT # 3W-1
THRU
SPRT = 3W-4

DUP 0318772

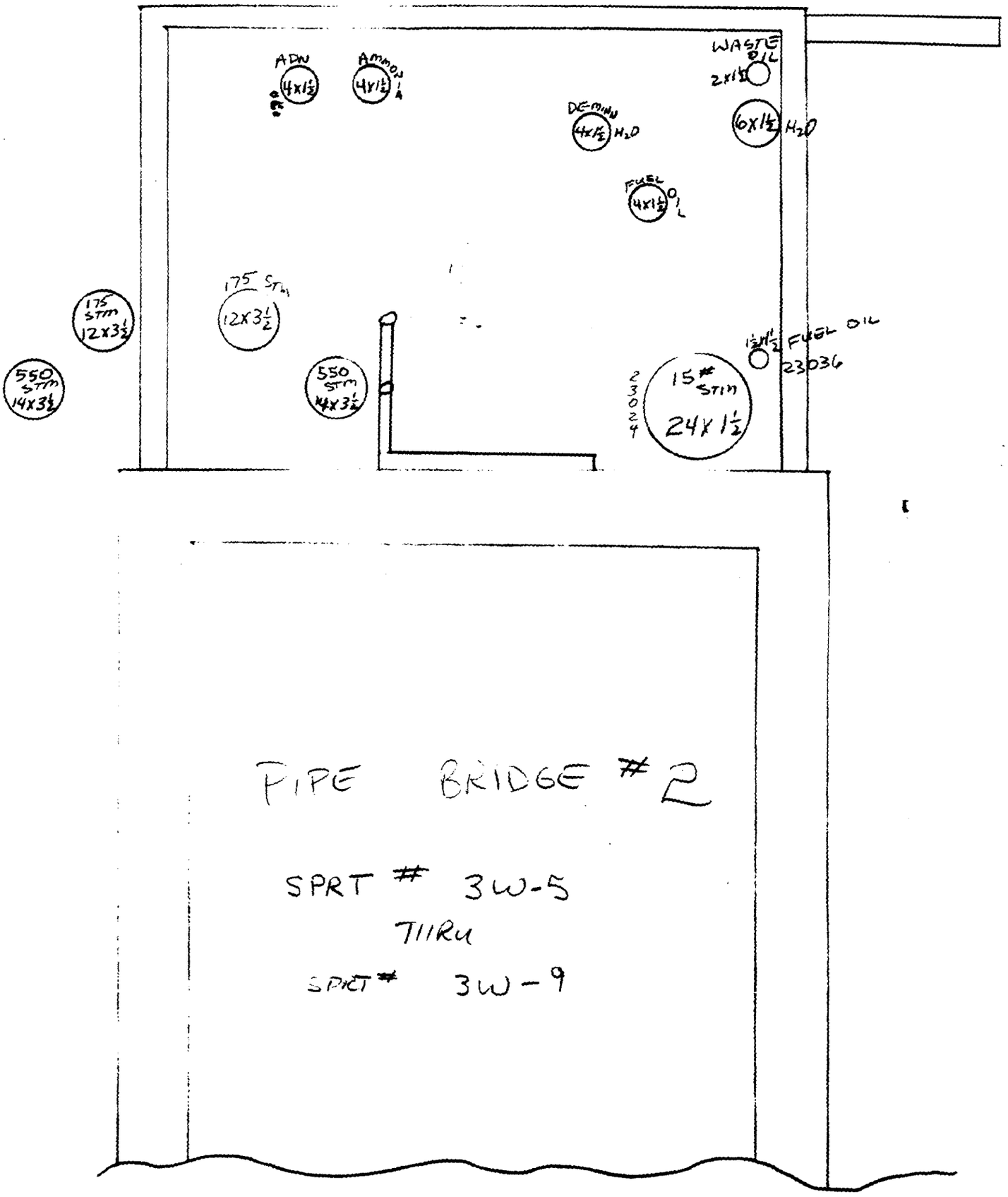
ADW
4x1½
Ammon
4x1½
WASTE OIL
2x1½
DE-MIN
4x½ H₂O
6x1½ H₂O
FUEL OIL
4x1½
175 STM
12x3½
175 STM
12x3½
550 STM
14x3½
550 STM
14x3½
1½x1½ FUEL OIL
23036
230247
15# STM
24x1½
PIPE BRIDGE #2
SPRT # 3W-5
TIIRU
SPRT # 3W-9

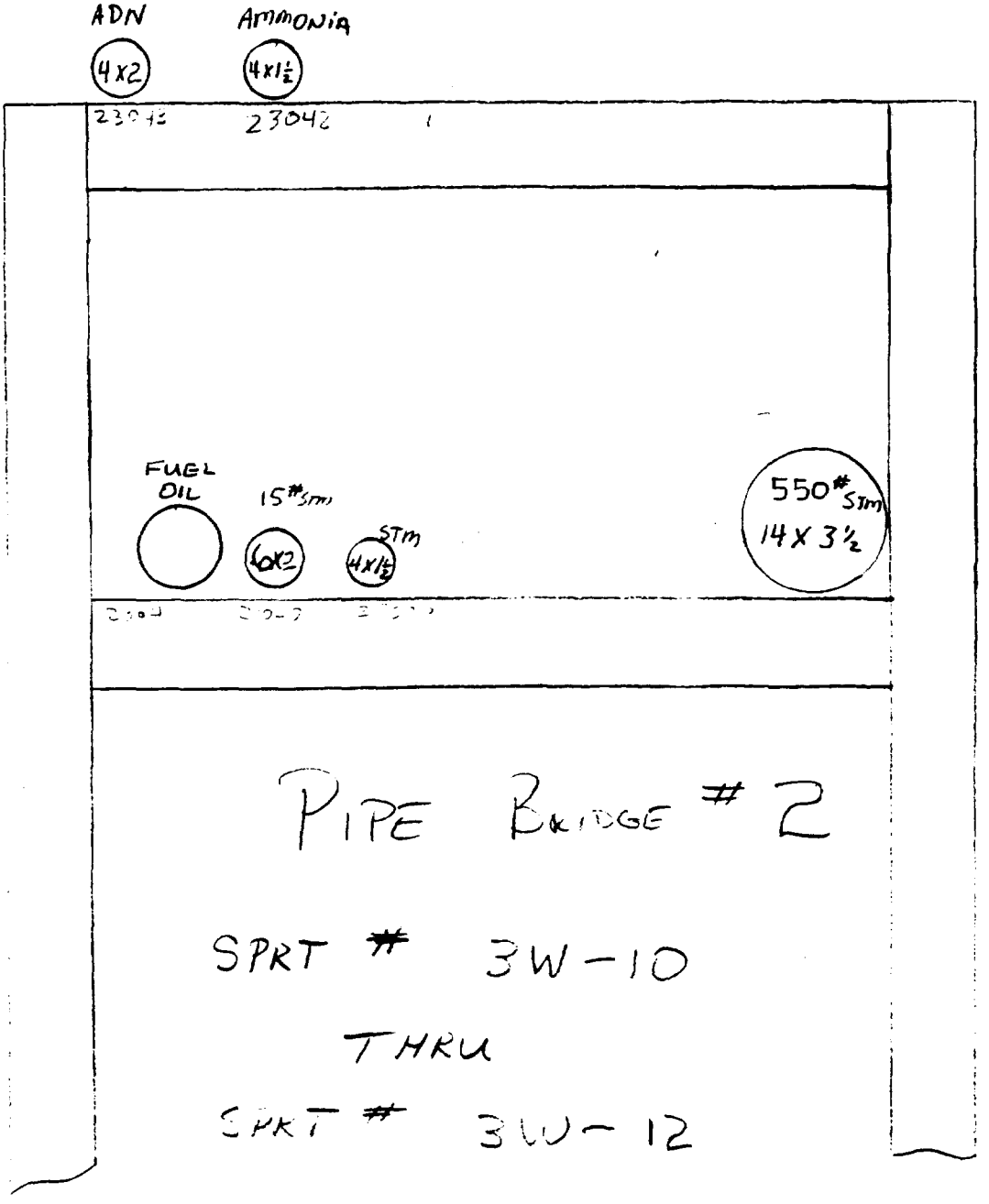
ADN
4 x 2
Ammonia
4 x 1½
23042
23042
FUEL OIL
15# STM
6 x 2
4 x 1½ STM
550# STM
14 x 3½
PIPE BRIDGE # 2
SPRT # 3W-10
THRU
SPRT # 3W-12

DUP 0318774


ADN
4X2
AMMONIA
4X1½
FUEL OIL
15# STM
6X2
STM
6X2
550# STM
14 X 3½
PIPE BRIDGE # 2
SPRT # 3W-13
THRU
SPRT # 3W-15

DUP 0318775

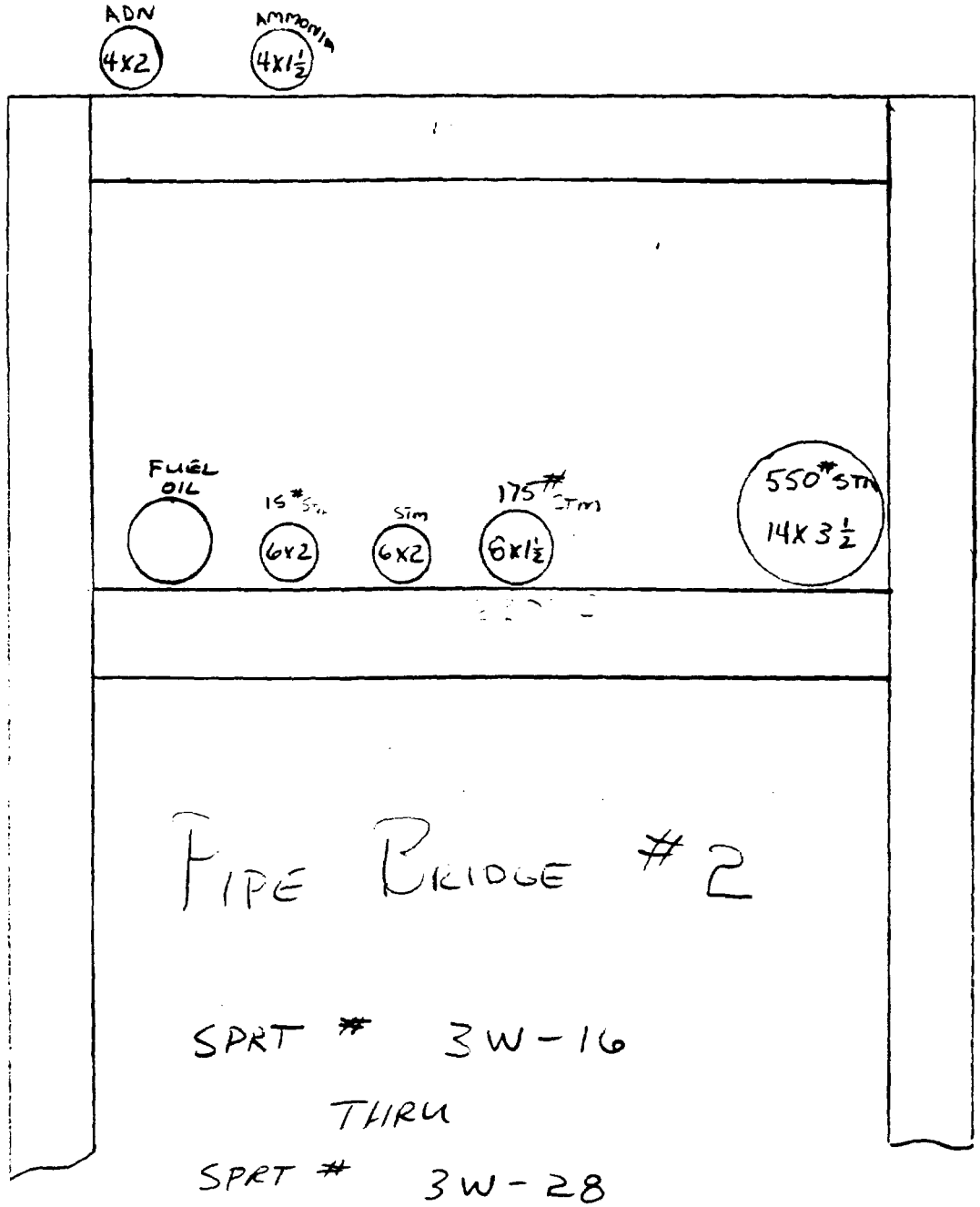

PIPE BRIDGE #2

SPRT # 3W-16

THRU

SPRT # 3W-28

DUP 0318776

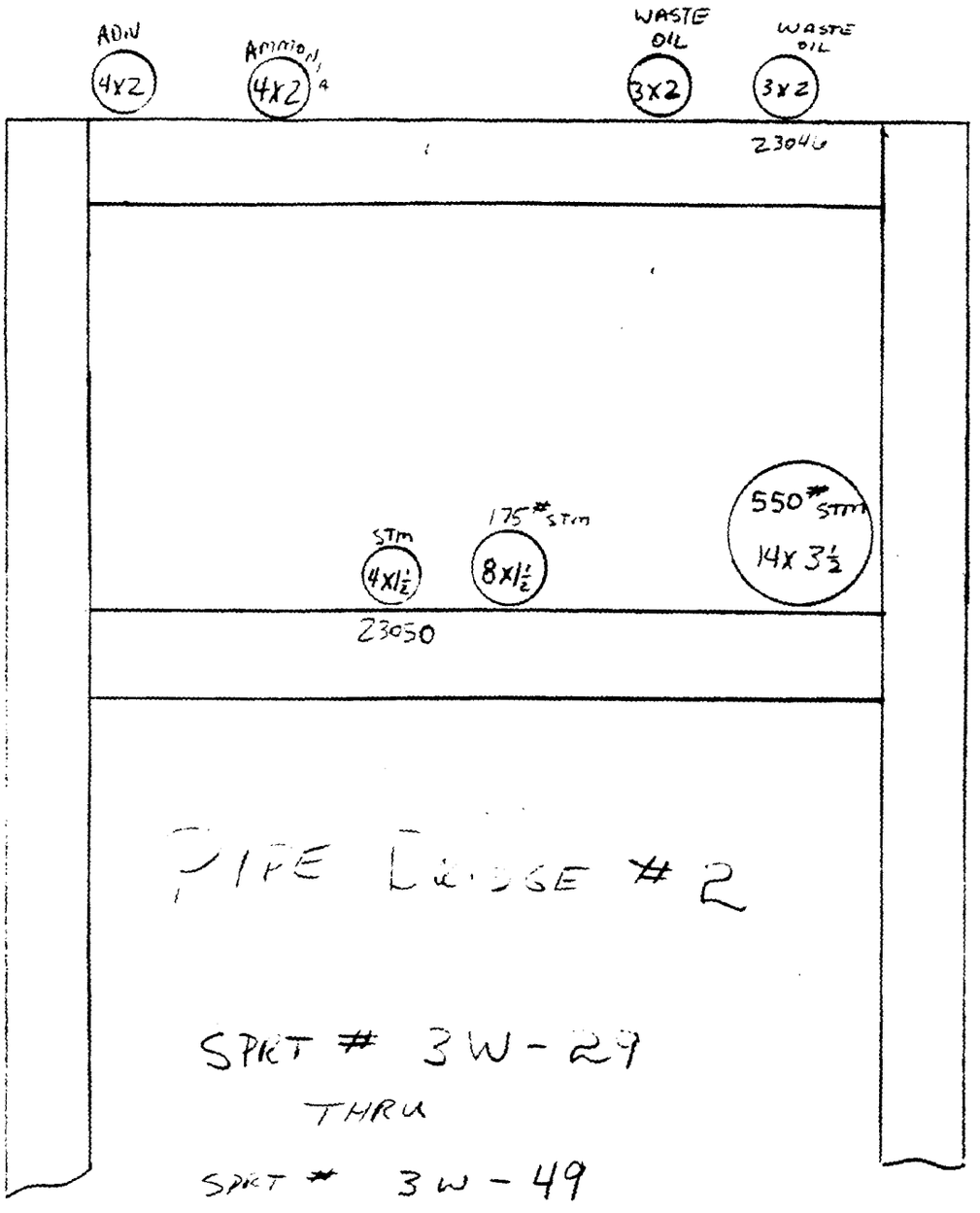
ADN
4X2
Ammonia
4X2
WASTE OIL
3X2
WASTE OIL
3X2
23046
STm
4X1½
175# STm
8X1½
550# STm
14X 3½
23050
PIPE LEDGE #2
SPRT # 3W-29
THRU
SPRT # 3W-49

DUP 0318777

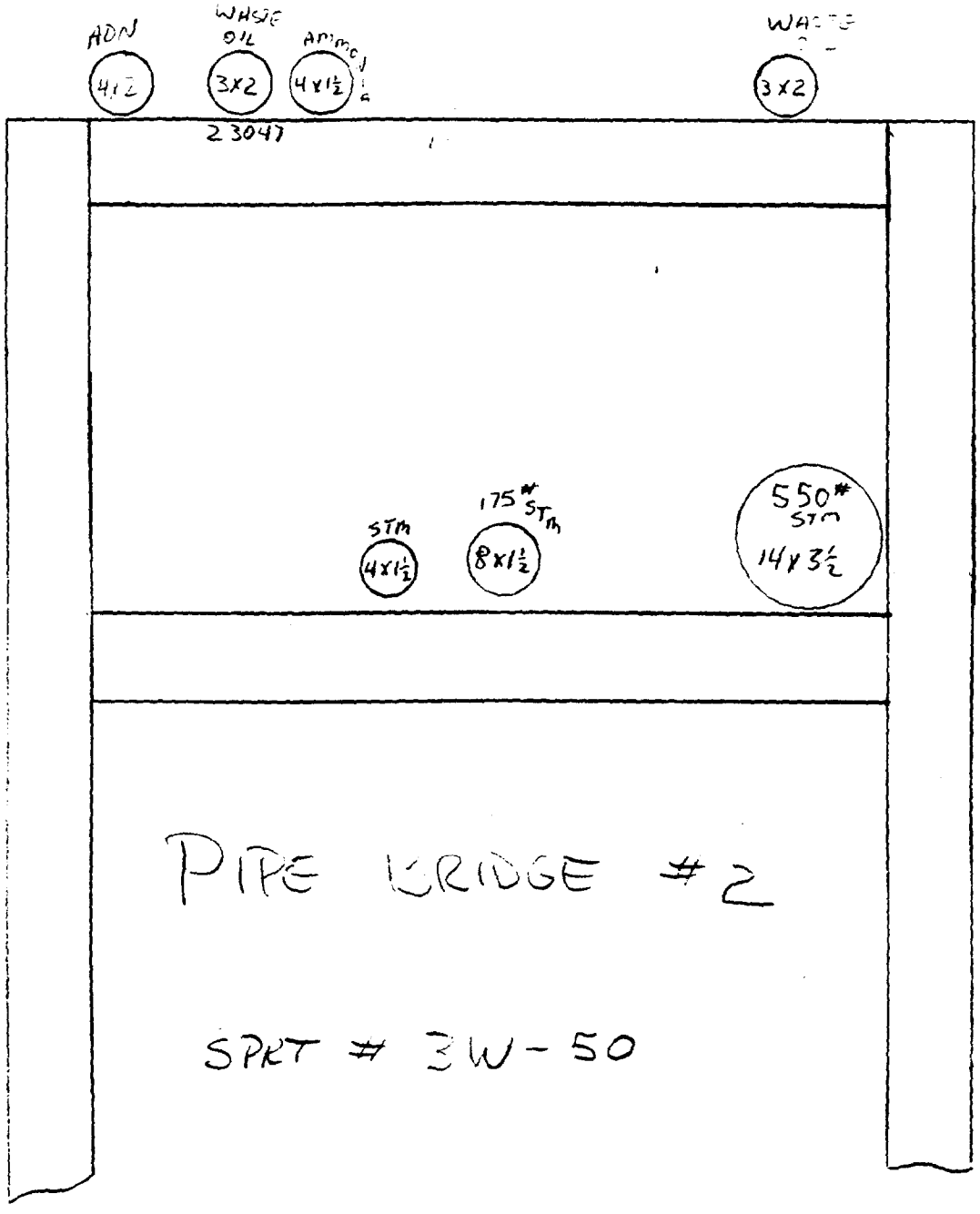
ADN
4x2
WHSE OIL
3x2
4x1½
23047
3x2
STM
4x1½
175# STM
8x1½
550# STM
14x3½
PIPE BRIDGE #2
SPRT # 3W-50

DUP 0318778

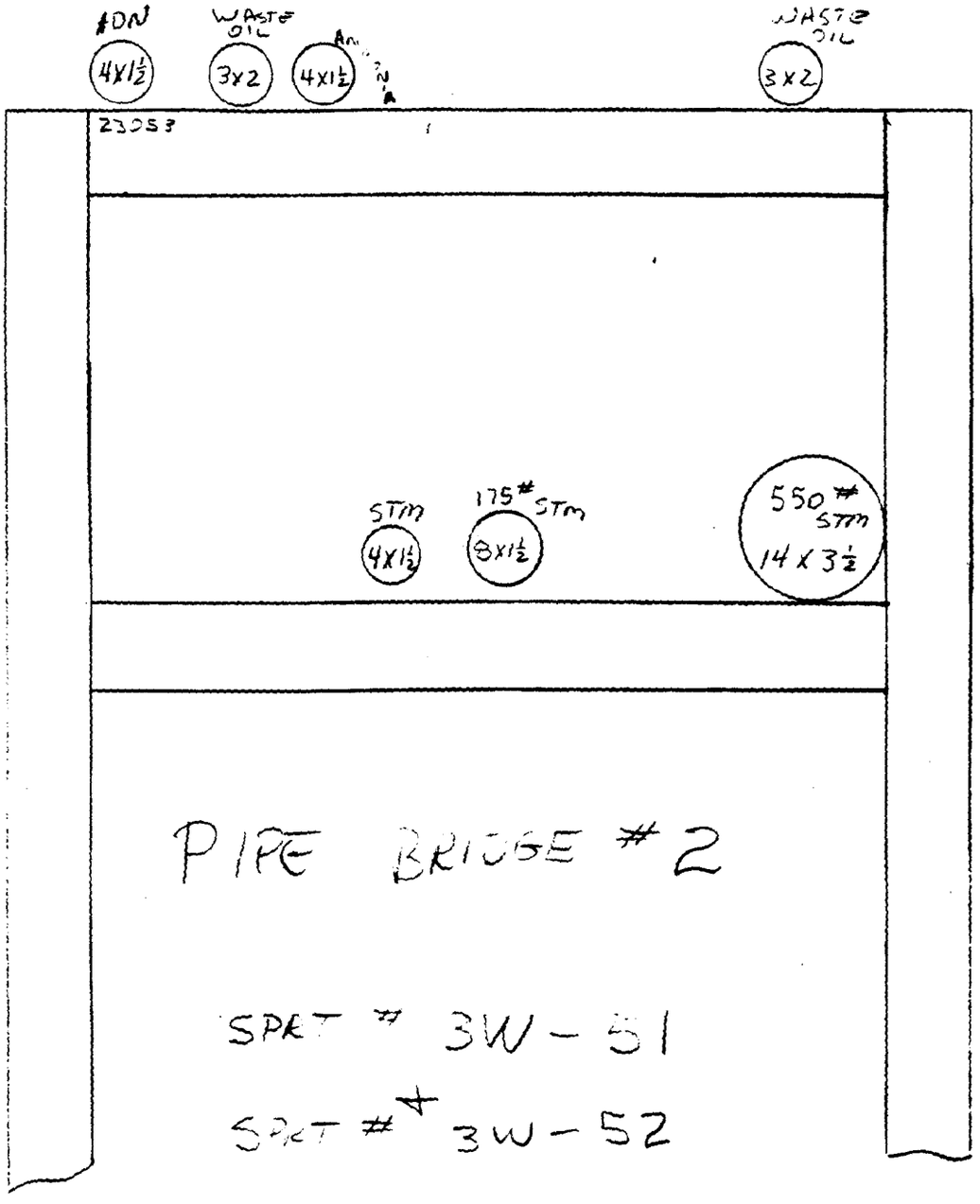
#DN
4X1½
WASTE OIL
3X2
4X1½
3X2
23053
STM
4X1½
175# STM
8X1½
550# STM
14X3½
PIPE BRIDGE #2
SPOT # 3W-51
SPOT # 3W-52

DUP 0318779

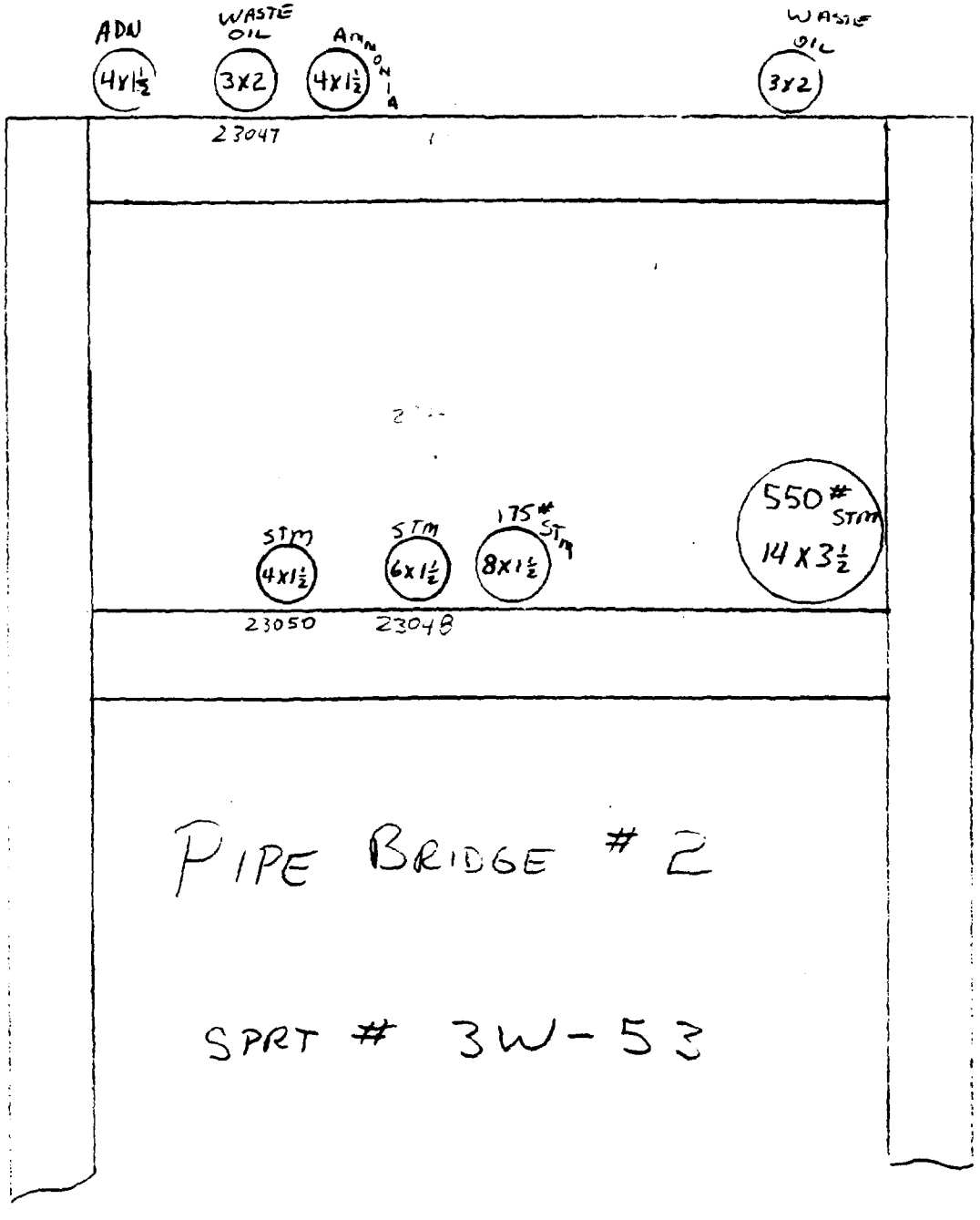
ADN
4x1½
WASTE OIL
3x2
AMMONIA
4x1½
WASTE OIL
3x2
23047
STM
4x1½
STM
6x1½
175# STM
8x1½
550# STM
14x3½
23050
23048
PIPE BRIDGE # 2
SPRT # 3W-53

DUP 0318780

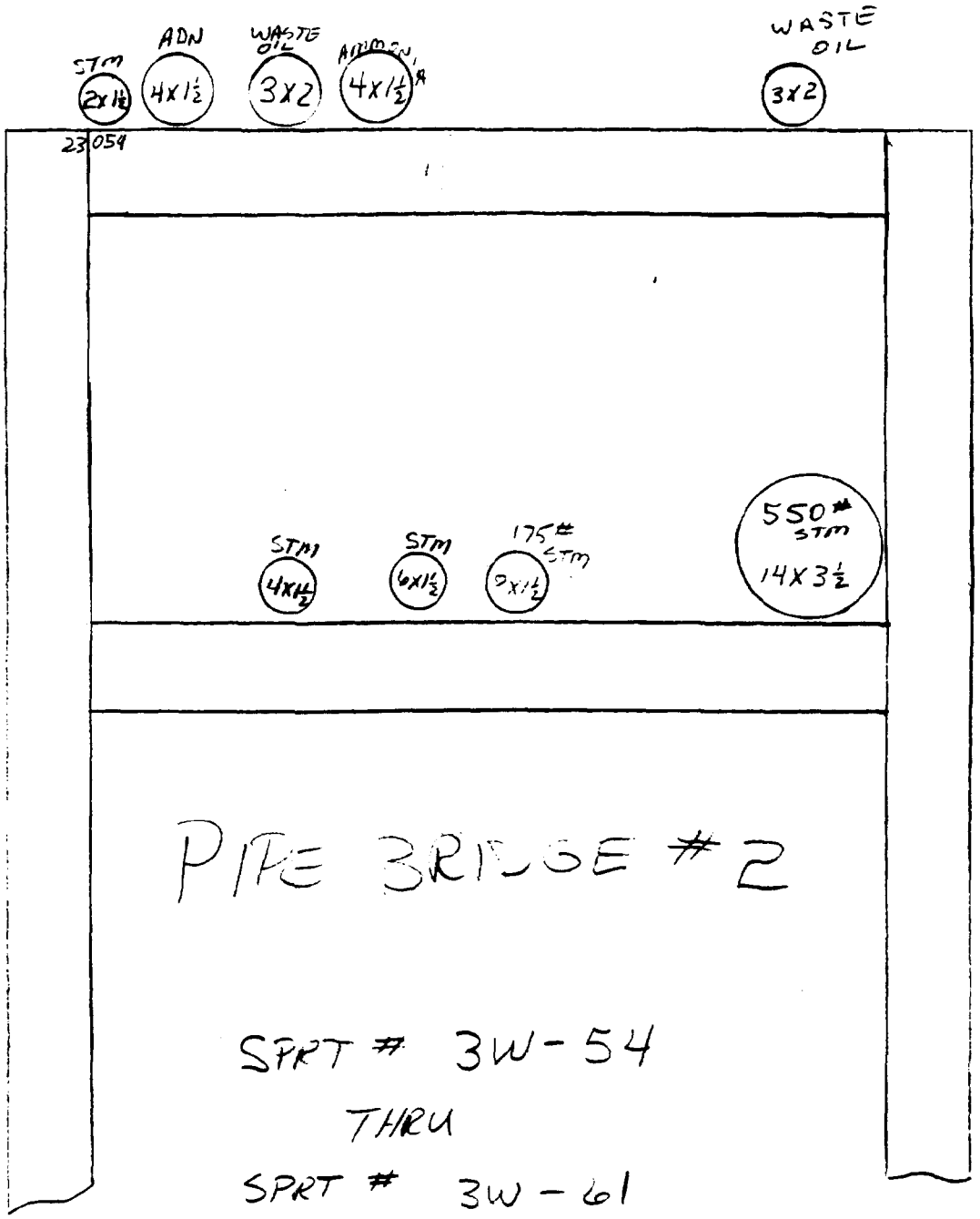
STM
2x1½
ADN
4x1½
WASTE OIL
3x2
AMMONIA
4x1½
WASTE OIL
3x2
23054
STM
4x1½
STM
6x1½
175# STM
9x1½
550# STM
14x3½
PIPE BRIDGE #2
SPRT # 3W-54
THRU
SPRT # 3W-61

DUP 0318781

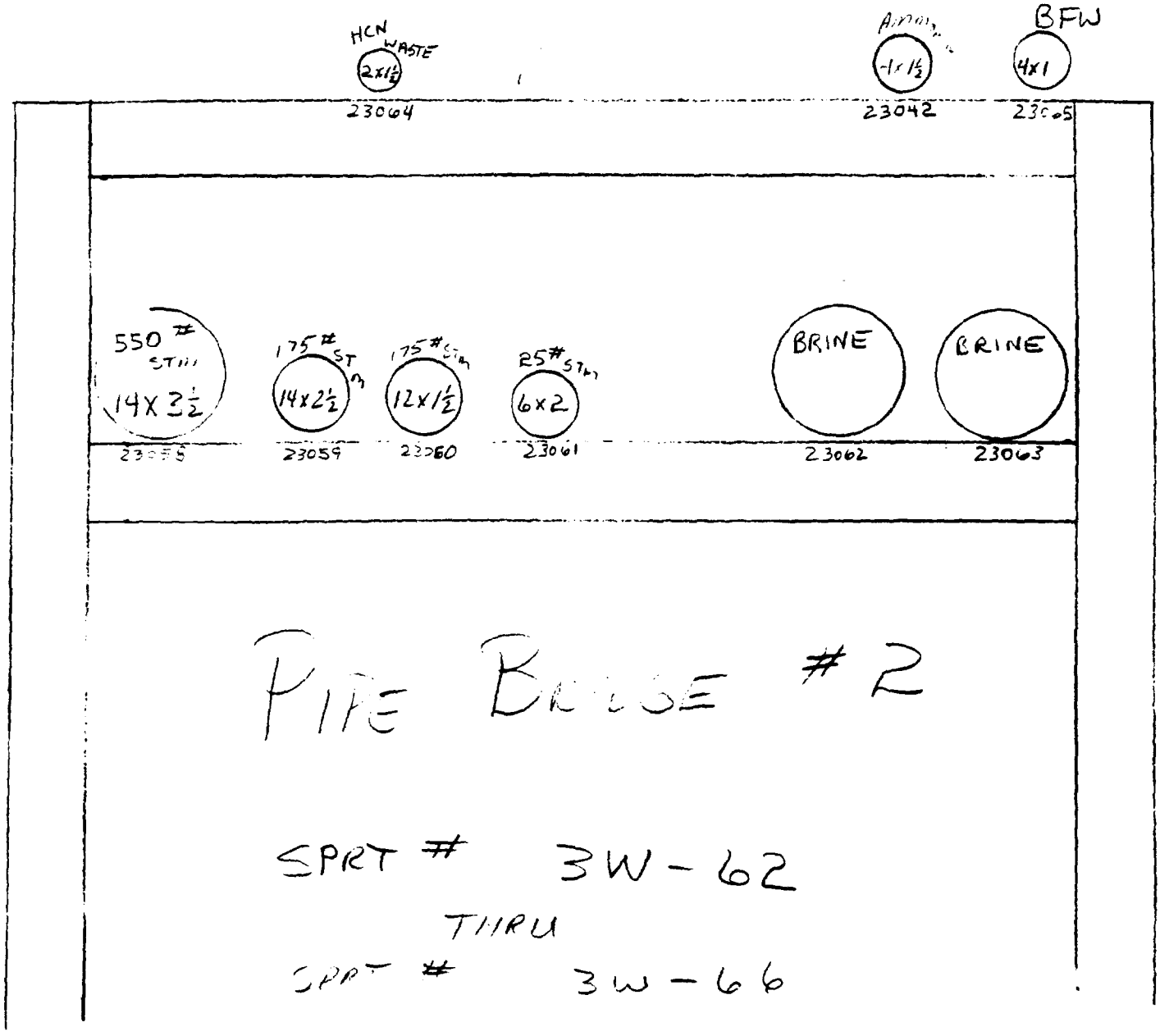
HCN WASTE
2x1½
23064
AMMONIA
4x1½
23042
BFW
4x1
23065
550# STM
14X3½
175# STM
14x2½
175# STM
12x1½
125# STM
6x2
23059
23060
23061
BRINE
23062
BRINE
23063
PIPE BRIDGE #2
SPRT # 3W-62
THRU
SPRT # 3W-66

DUP 0318782

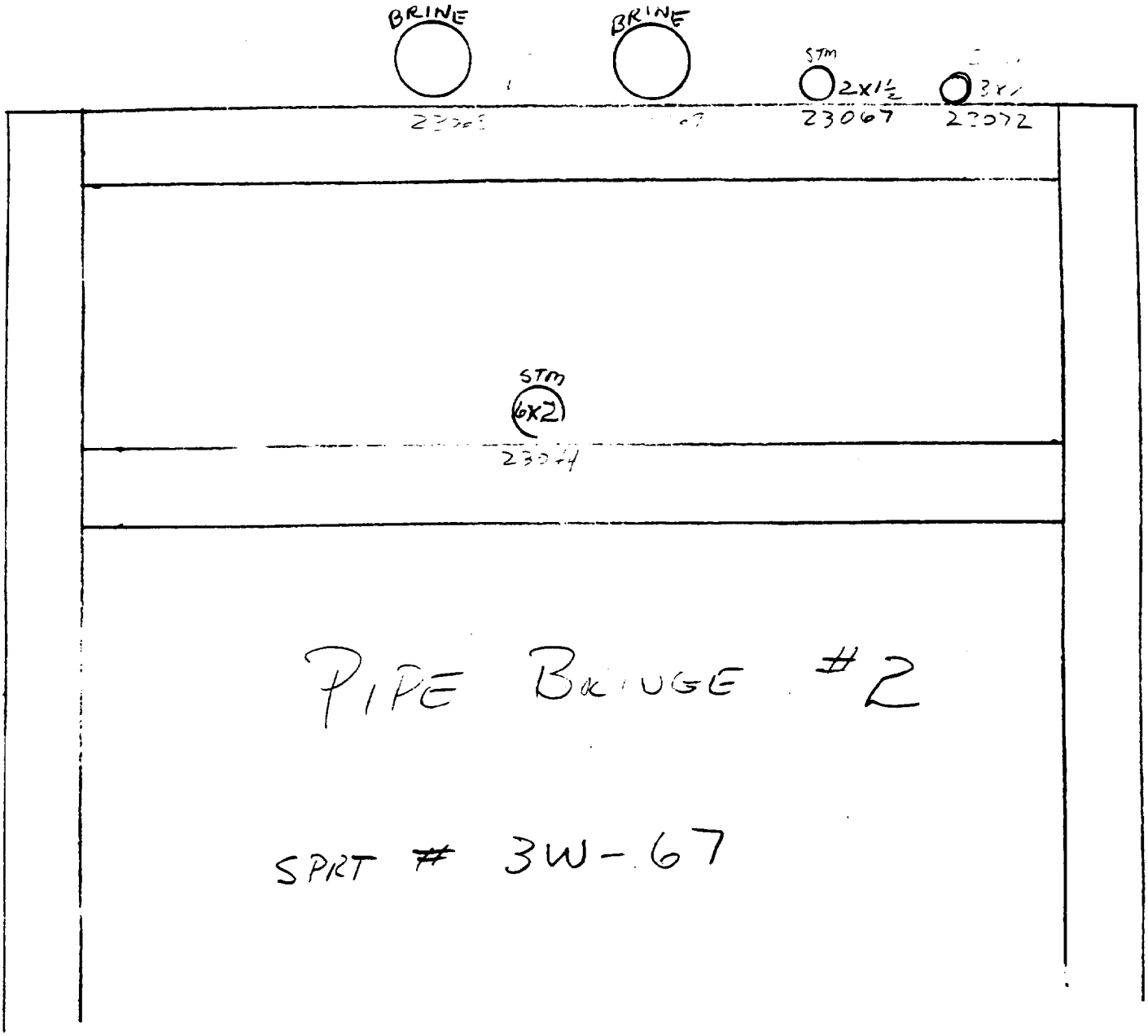

DUP 0318783

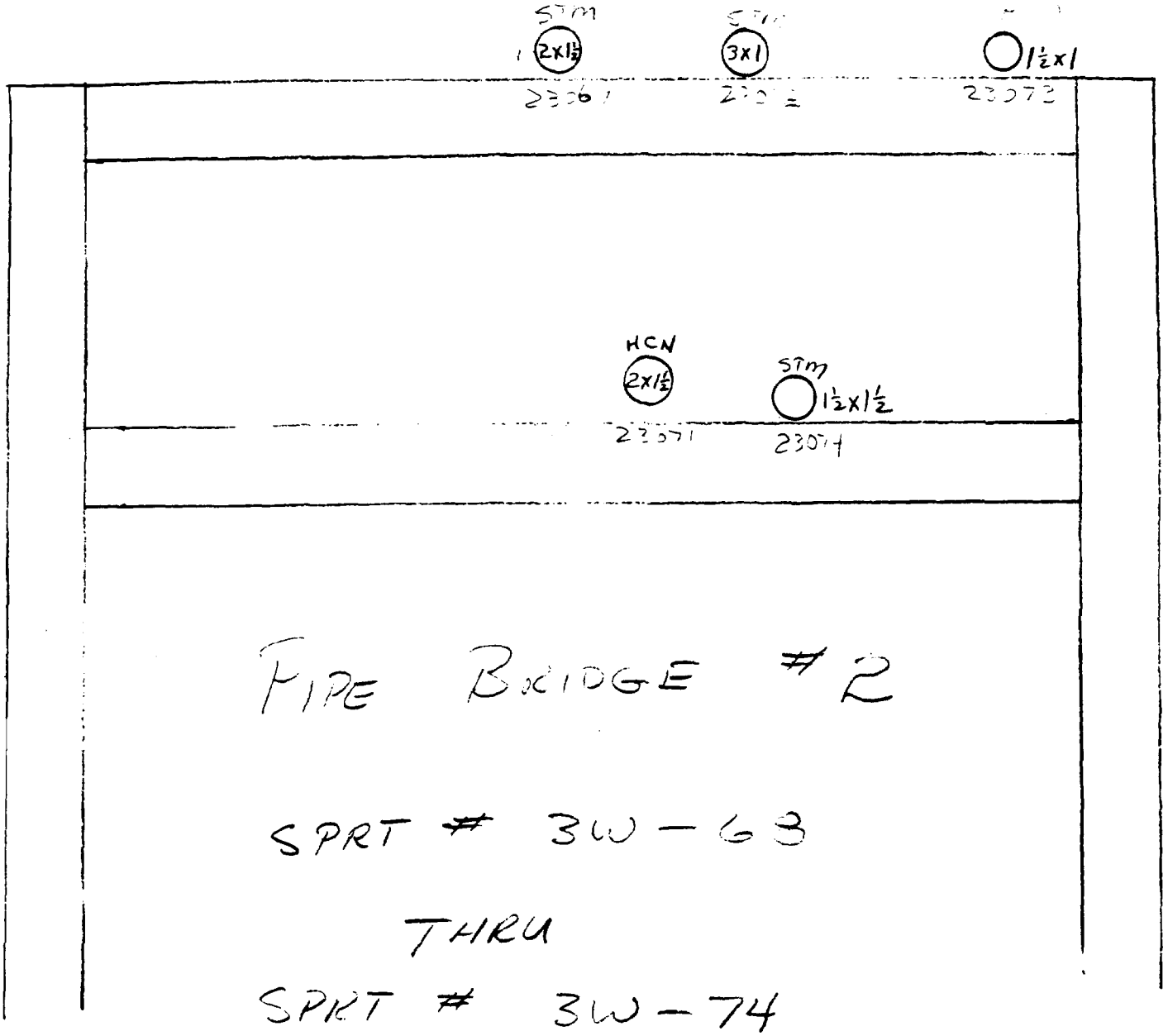

FIRE BRIDGE #2

SPRT # 3W-63

THRU

SPRT # 3W-74

DUP 0318784

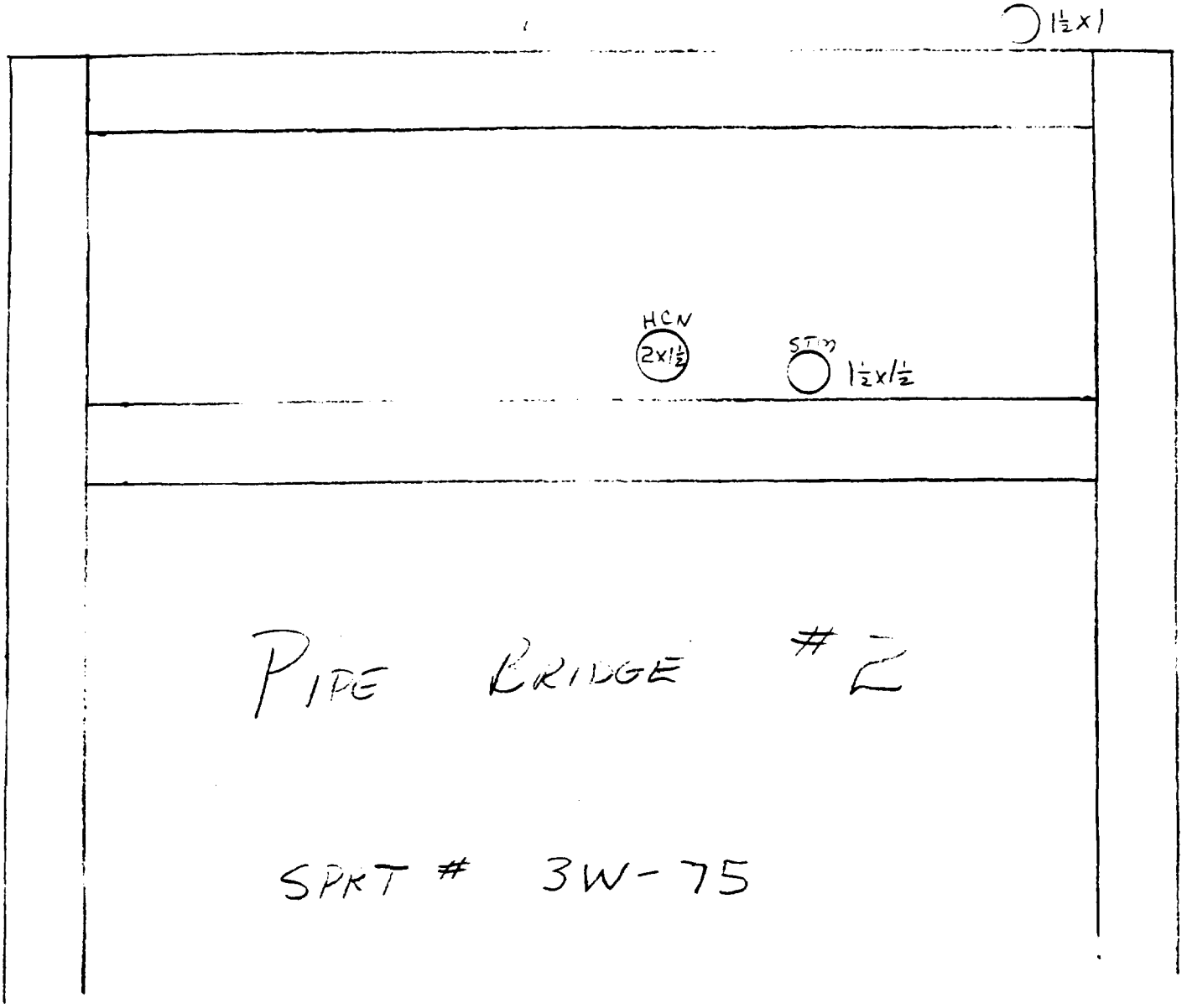

PIPE BRIDGE #2

SPRT # 3W-75

DUP 0318785

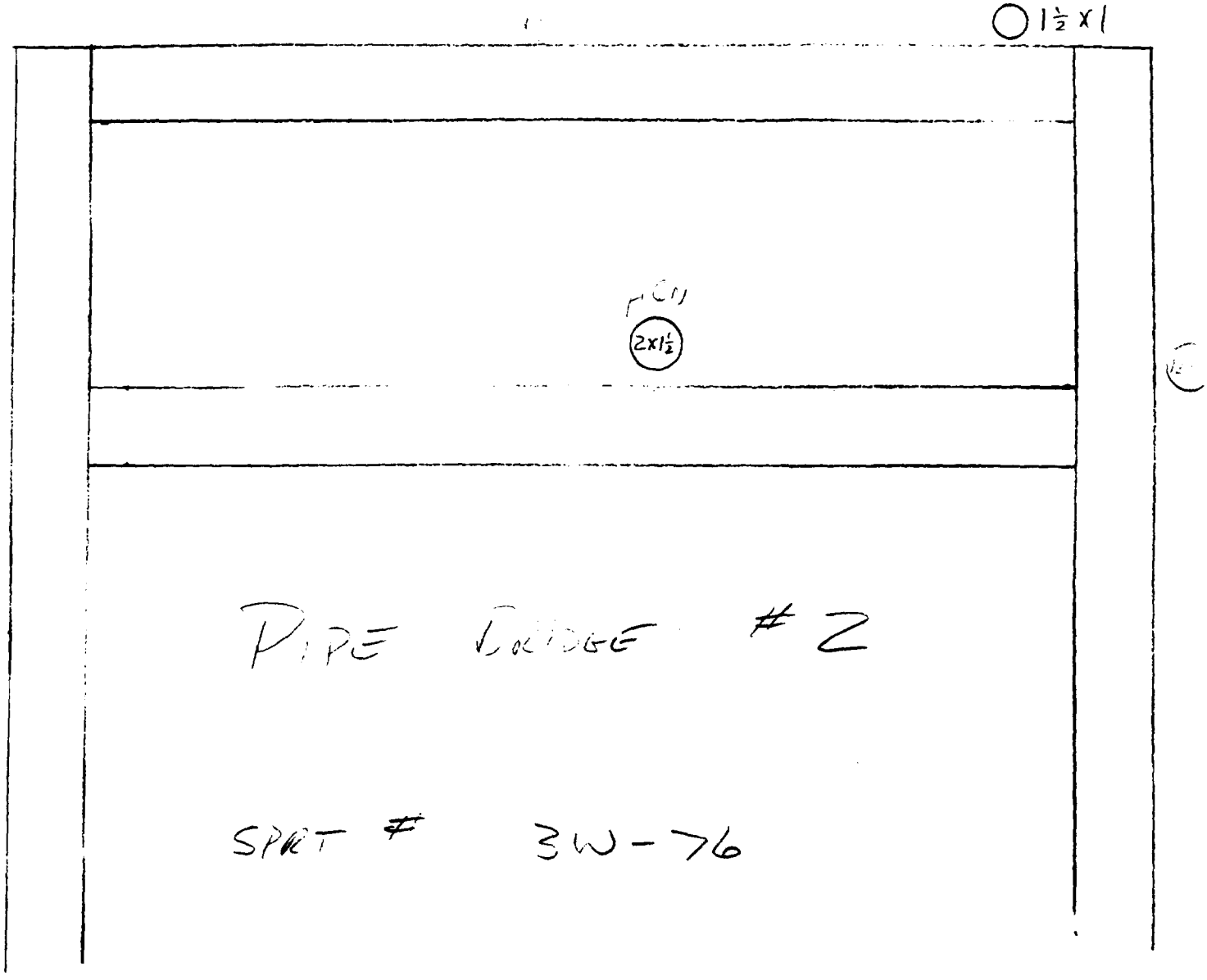

DUP 0318786

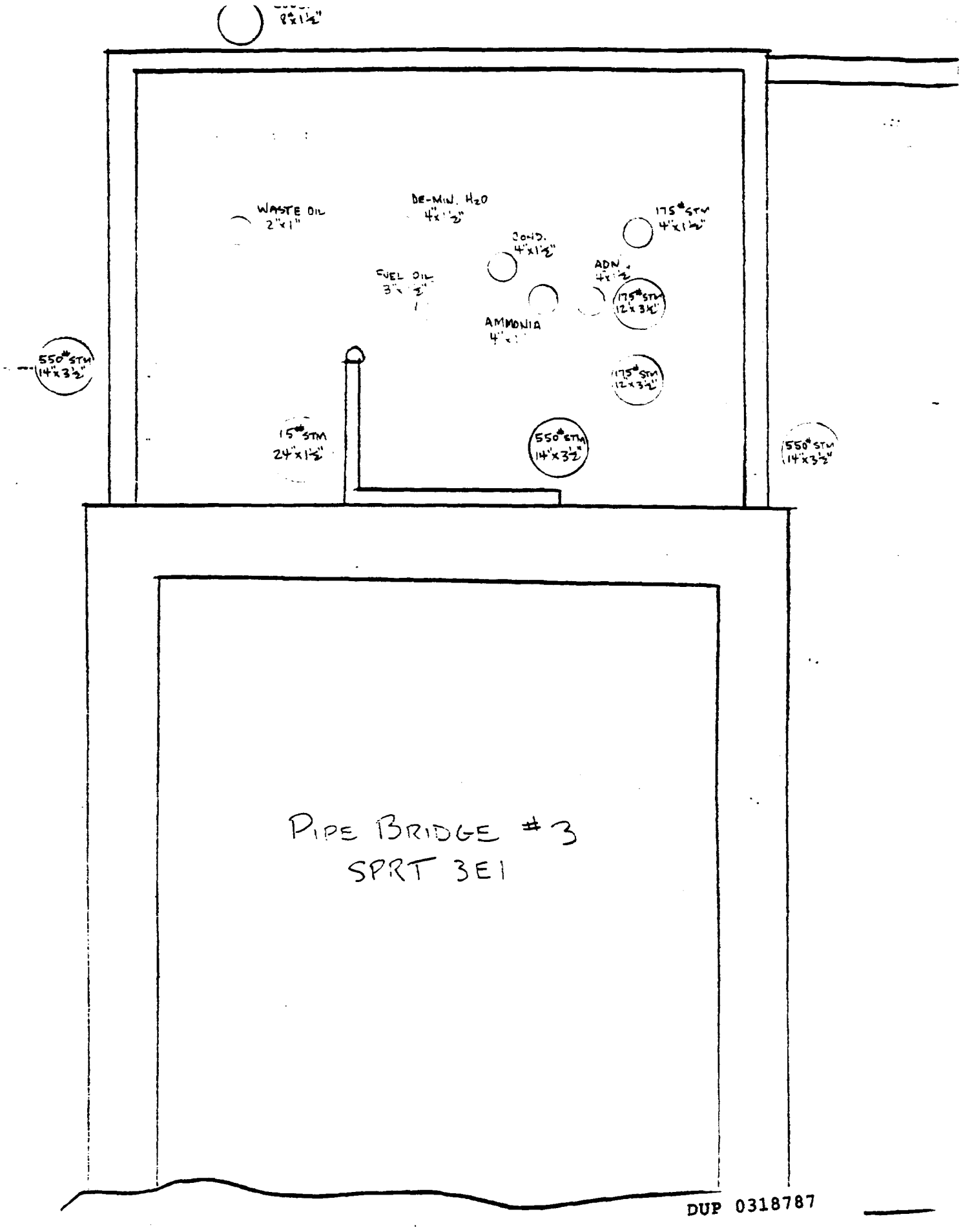
8"x1½"
WASTE OIL
2"x1"
DE-MIN. H2O
4"x1½"
JOHD.
4"x1½"
ADN
4"x1½"
175# STM
4"x1½"
FUEL OIL
3"x1½"
AMMONIA
4"x1"
175# STM
12"x3½"
550# STM
14"x3½"
175# STM
12"x3½"
15# STM
24"x1½"
550# STM
14"x3½"
550# STM
14"x3½"
PIPE BRIDGE #3
SPRT 3E1

DUP 0318787

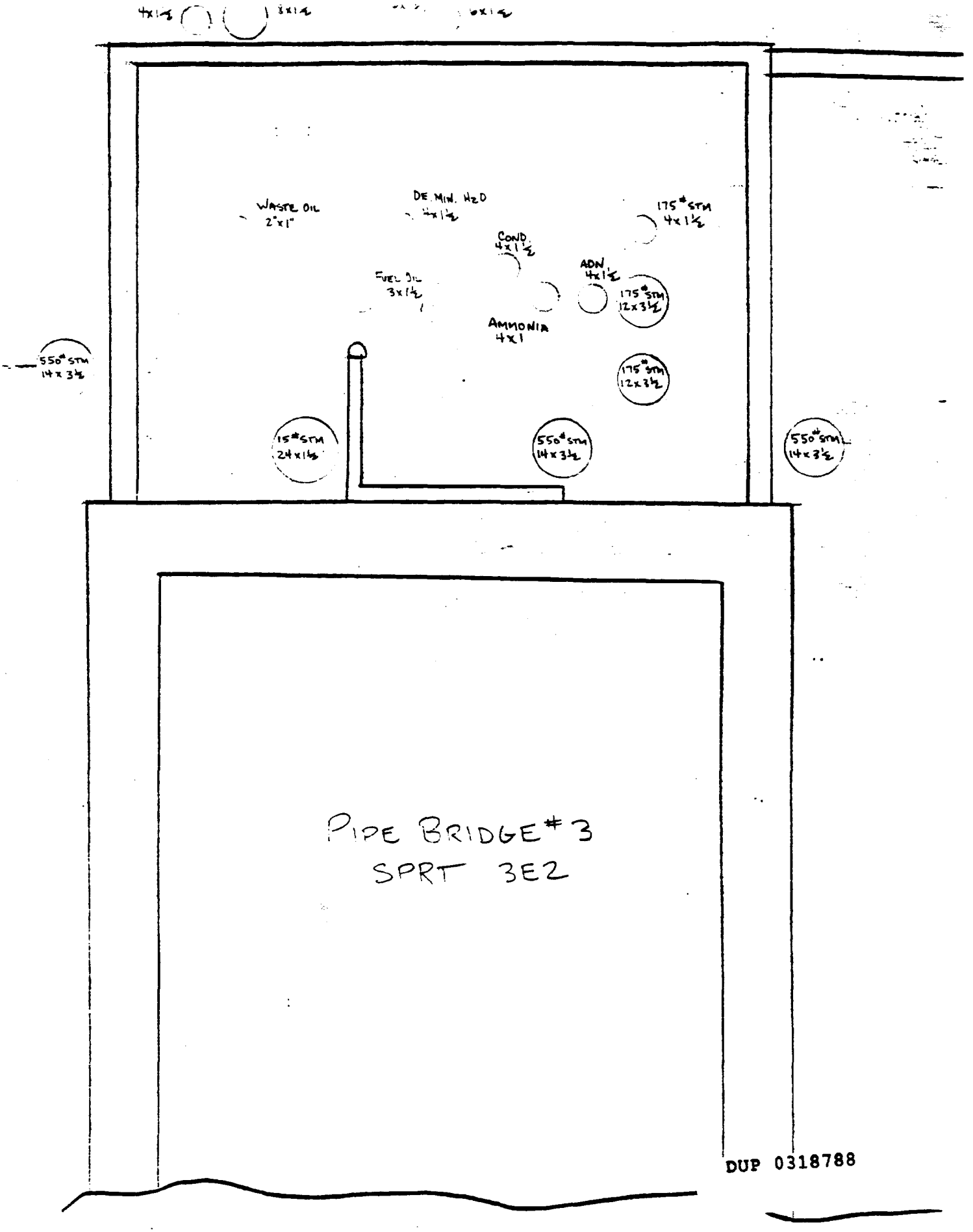
WASTE OIL
2"x1"
DE. MIN. H2O
COND
4x1½
ADN
4x1½
175# STM
4x1½
FUEL OIL
3x1½
175# STM
12x3½
AMMONIA
4x1
550# STM
14x3½
175# STM
12x3½
15# STM
24x1½
550# STM
14x3½
550# STM
14x3½
PIPE BRIDGE #3
SPRT 3E2

DUP 0318788

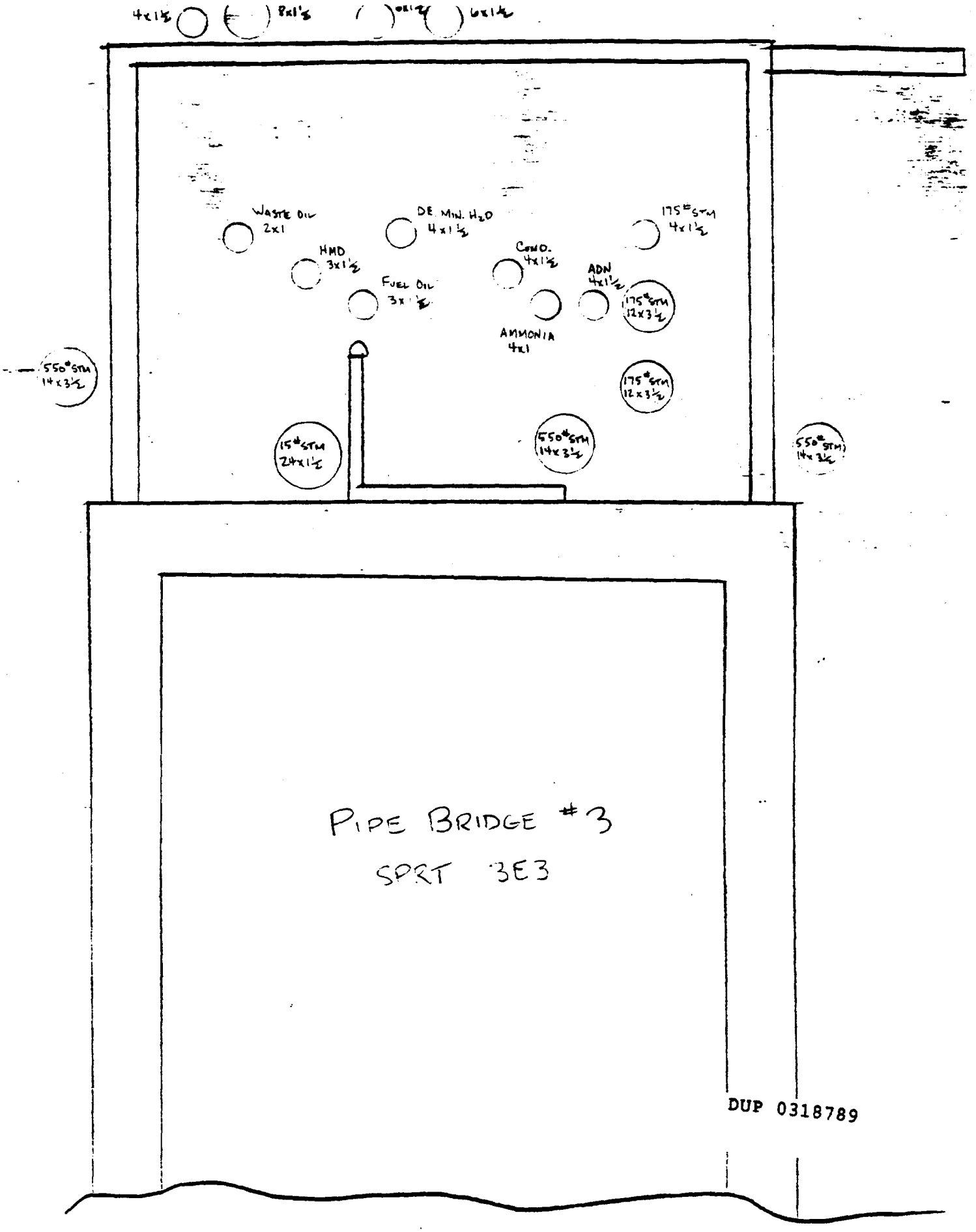
4x1½
8x1½
6x1½
WASTE OIL
2x1
DE. MIN. H2O
4x1½
175# STM
4x1½
HMD
3x1½
COND.
4x1½
ADN
4x1½
FUEL OIL
3x1½
175# STM
12x3½
AMMONIA
4x1
550# STM
14x3½
175# STM
12x3½
15# STM
24x1½
550# STM
14x3½
550# STM
14x3½
PIPE BRIDGE #3
SPRT 3E3

DUP 0318789

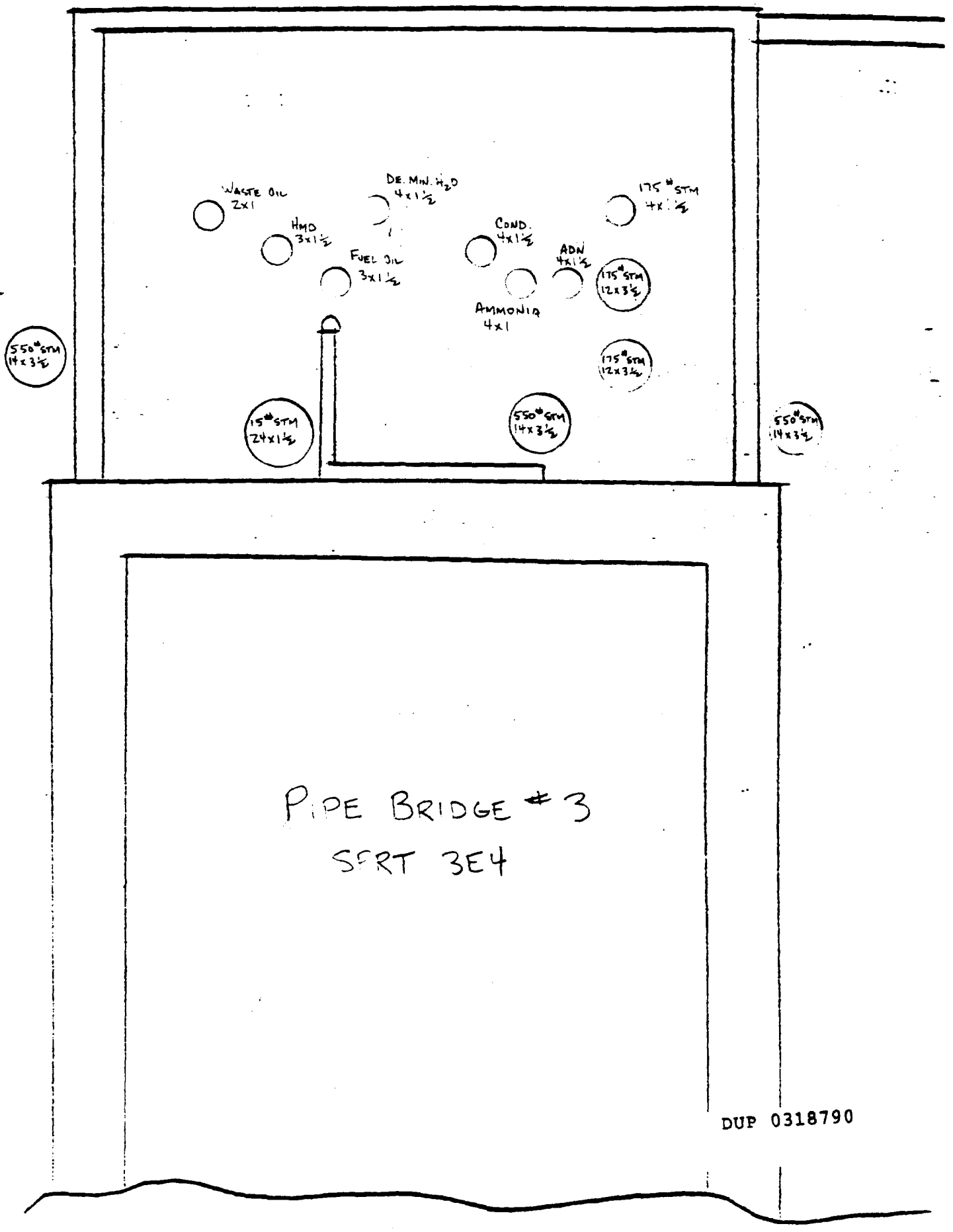
WASTE OIL 2x1
DE. MIN. H2O 4x1½
175# STM 4x1½
HMD 3x1½
COND. 4x1½
ADN 4x1½
FUEL OIL 3x1½
175# STM 12x3½
AMMONIA 4x1
550# STM 14x3½
175# STM 12x3½
15# STM 24x1½
550# STM 14x3½
550# STM 14x3½
PIPE BRIDGE #3
SERT 3E4

DUP 0318790

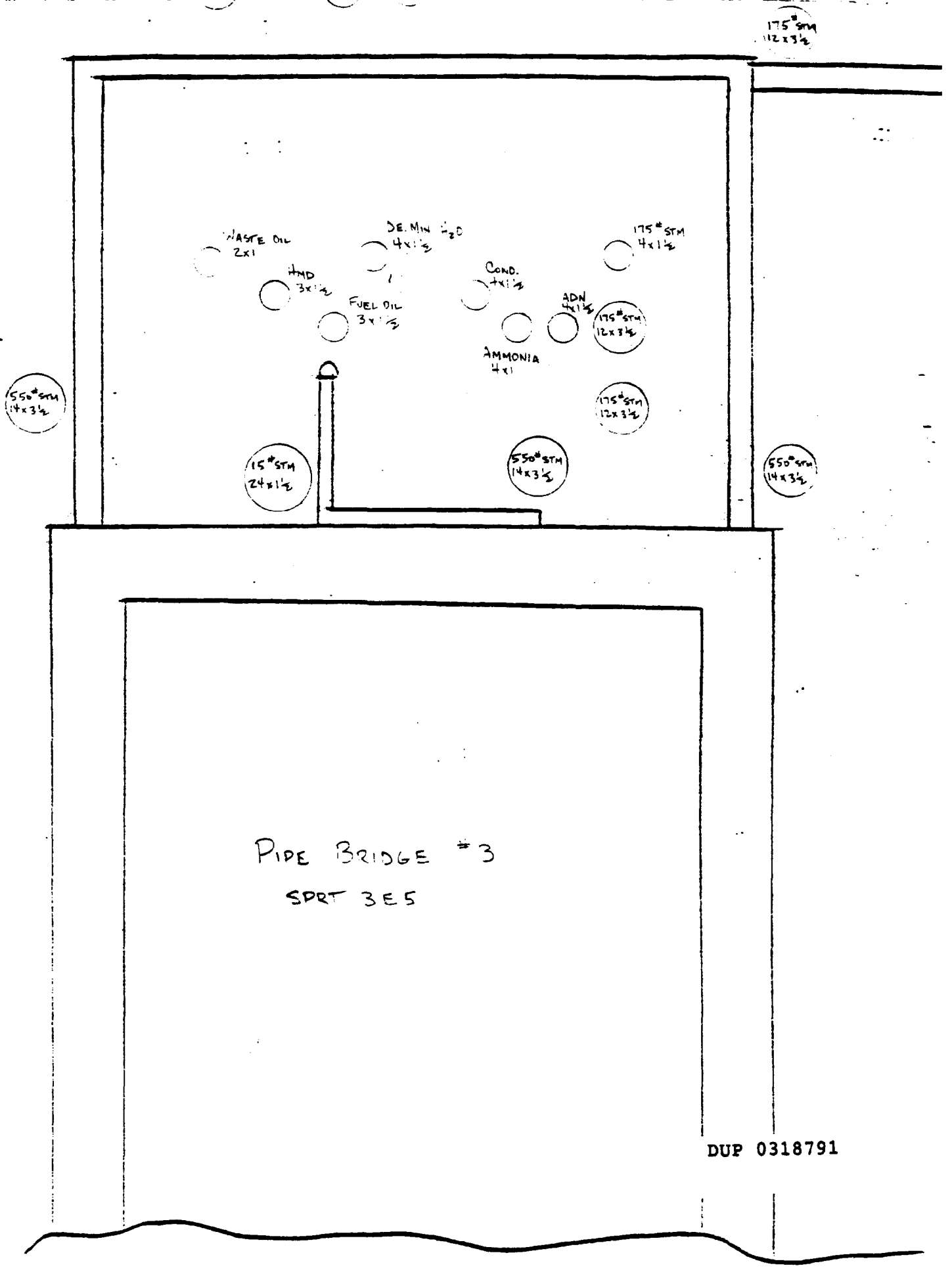
4x1½
8x1½
6x1½
175# STM
12x3½
WASTE OIL
2x1
DE. MIN H2O
4x1½
175# STM
4x1½
HMD
3x1½
COND.
4x1½
FUEL OIL
3x1½
ADN
4x1½
175# STM
12x3½
AMMONIA
4x1
550# STM
14x3½
175# STM
12x3½
15# STM
24x1½
550# STM
14x3½
550# STM
14x3½
PIPE BRIDGE #3
SPRT 3E5

DUP 0318791

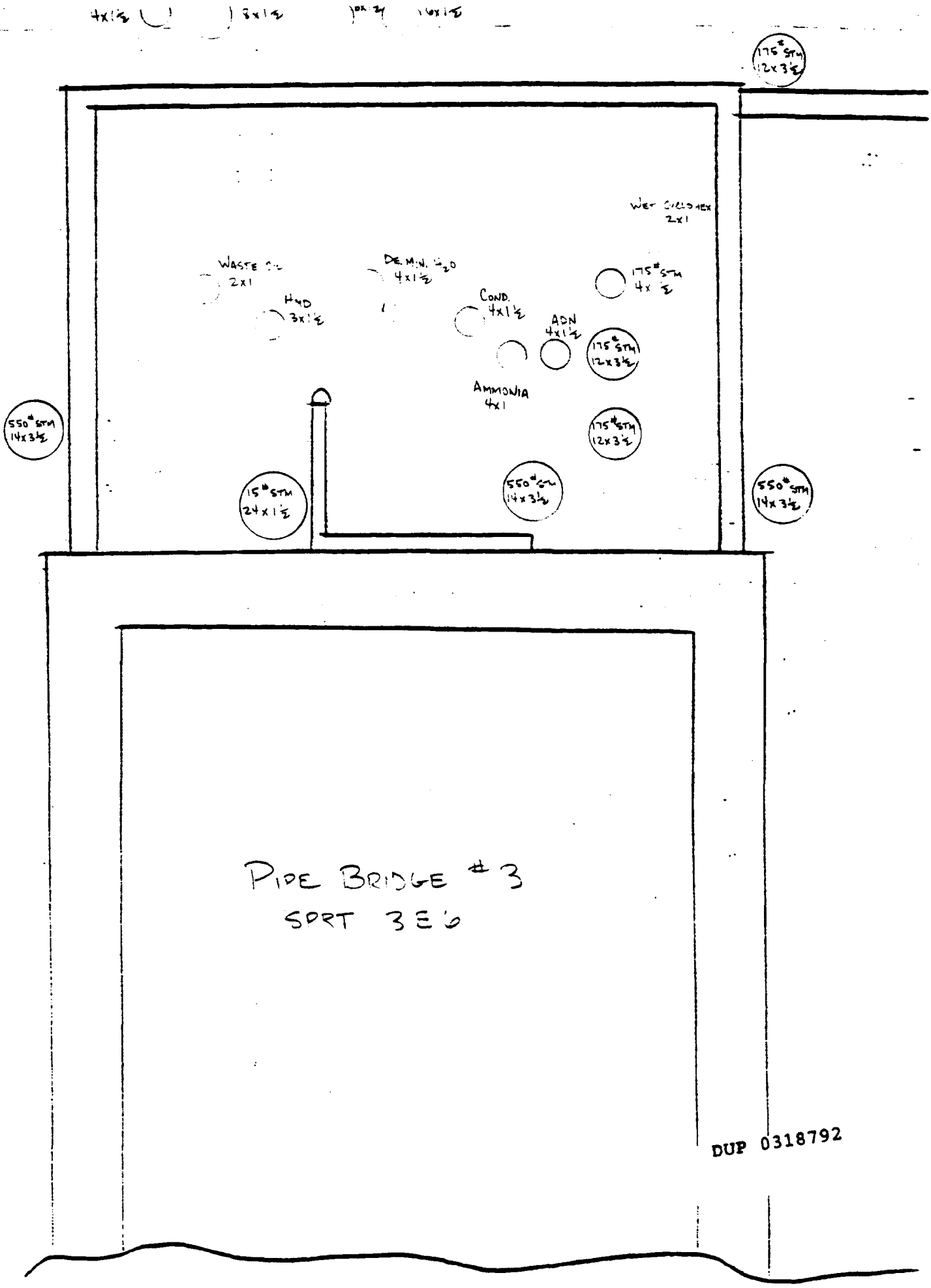
4x1½
8x1½
16x1½
175# STM 12x3½
WET CYCLOHEX 2x1
WASTE OIL 2x1
DE. MIN. H2O 4x1½
HYD 3x1½
COND. 4x1½
ADN 4x1½
175# STM 4x½
175# STM 12x3½
AMMONIA 4x1
175# STM 12x3½
550# STM 14x3½
15# STM 24x1½
550# STM 14x3½
550# STM 14x3½
PIPE BRIDGE #3
SPRT 3E6

DUP 0318792

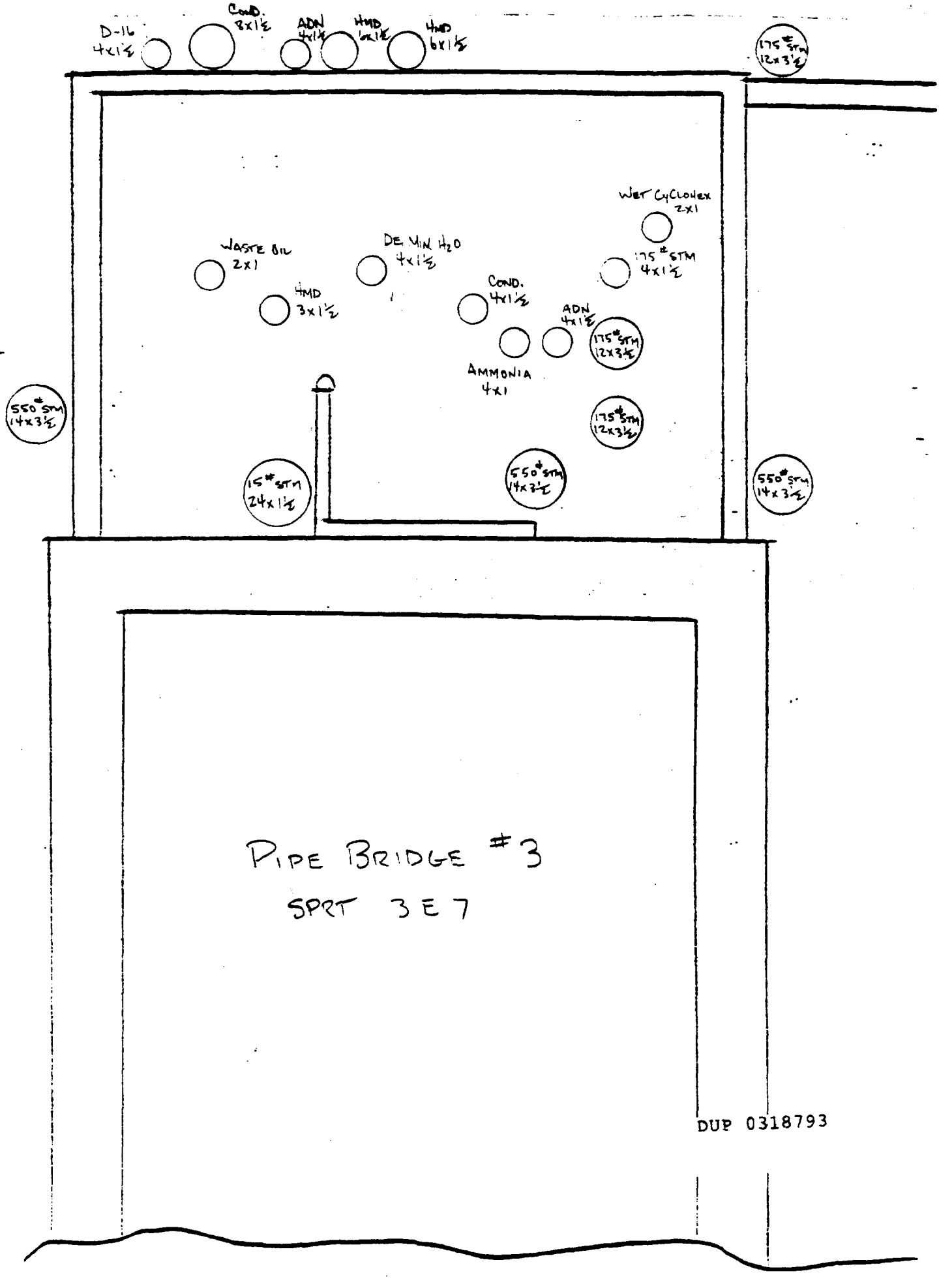
D-16 4x1½
COND. 8x1½
ADN 4x1½
HMD 4x1½
HMD 6x1½
175# STM 12x3½
WET CYCLONEX 2x1
WASTE OIL 2x1
DE MIN H2O 4x1½
175# STM 4x1½
HMD 3x1½
COND. 4x1½
ADN 4x1½
175# STM 12x3½
AMMONIA 4x1
550# STM 14x3½
175# STM 12x3½
15# STM 24x1½
550# STM 14x3½
550# STM 14x3½
PIPE BRIDGE #3
SPRT 3E7

DUP 0318793

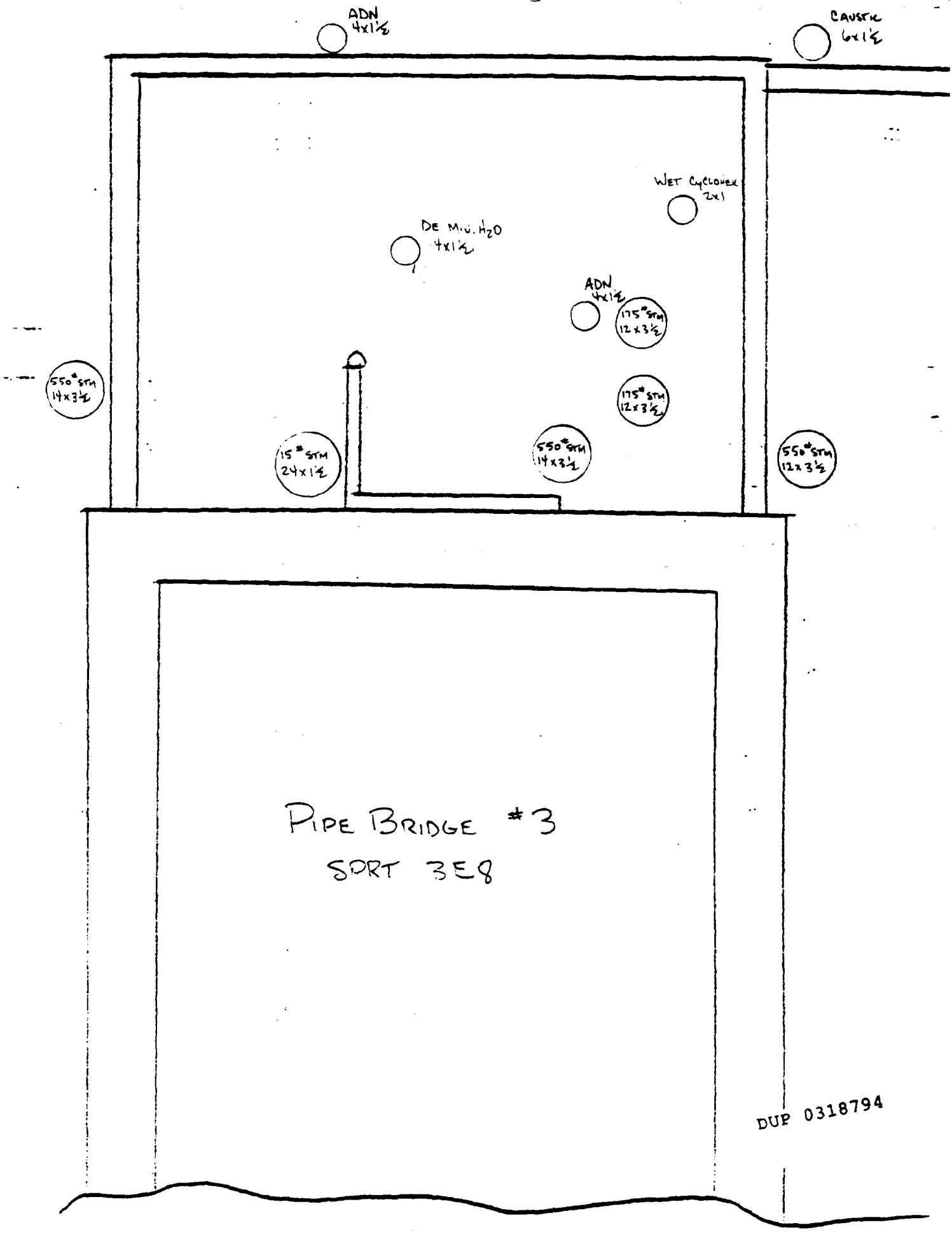
ADN
4x1½
CAUSTIC
6x1½
WET CYCLONES
2x1
DE M.U. H2O
4x1½
ADN
4x1½
175# STM
12x3½
175# STM
12x3½
550# STM
14x3½
15# STM
24x1½
550# STM
14x3½
550# STM
12x3½
PIPE BRIDGE #3
SDRT 3E8
DUP 0318794

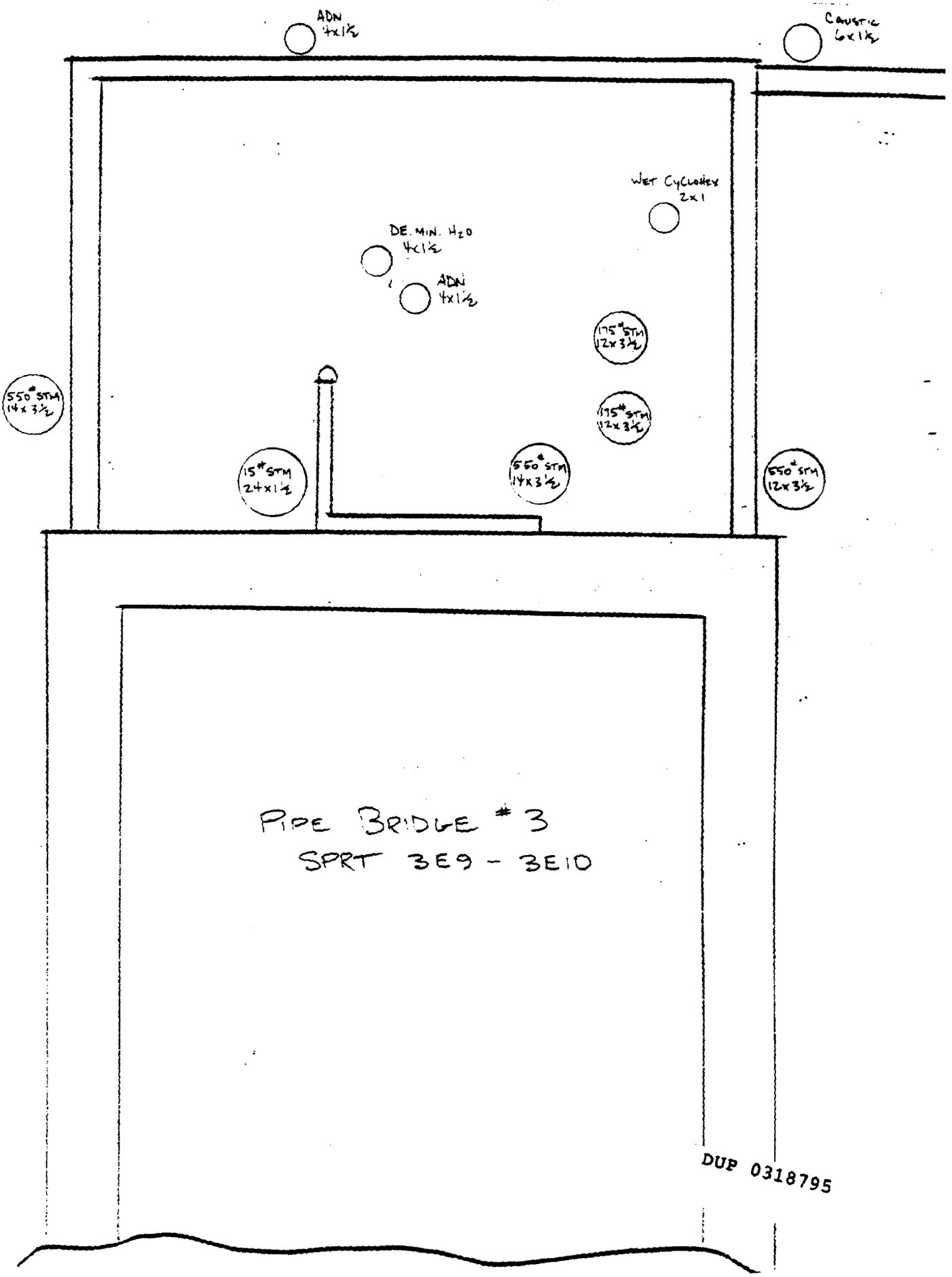
ADN
4x1½
Caustic
6x1½
WET CYCLONEX
2x1
DE. MIN. H2O
4x1½
ADN
4x1½
175# STM
12x3½
175# STM
12x3½
550# STM
14x3½
15# STM
24x1½
550# STM
14x3½
550# STM
12x3½
PIPE BRIDGE # 3
SPRT 3E9 - 3E10

DUP 0318795

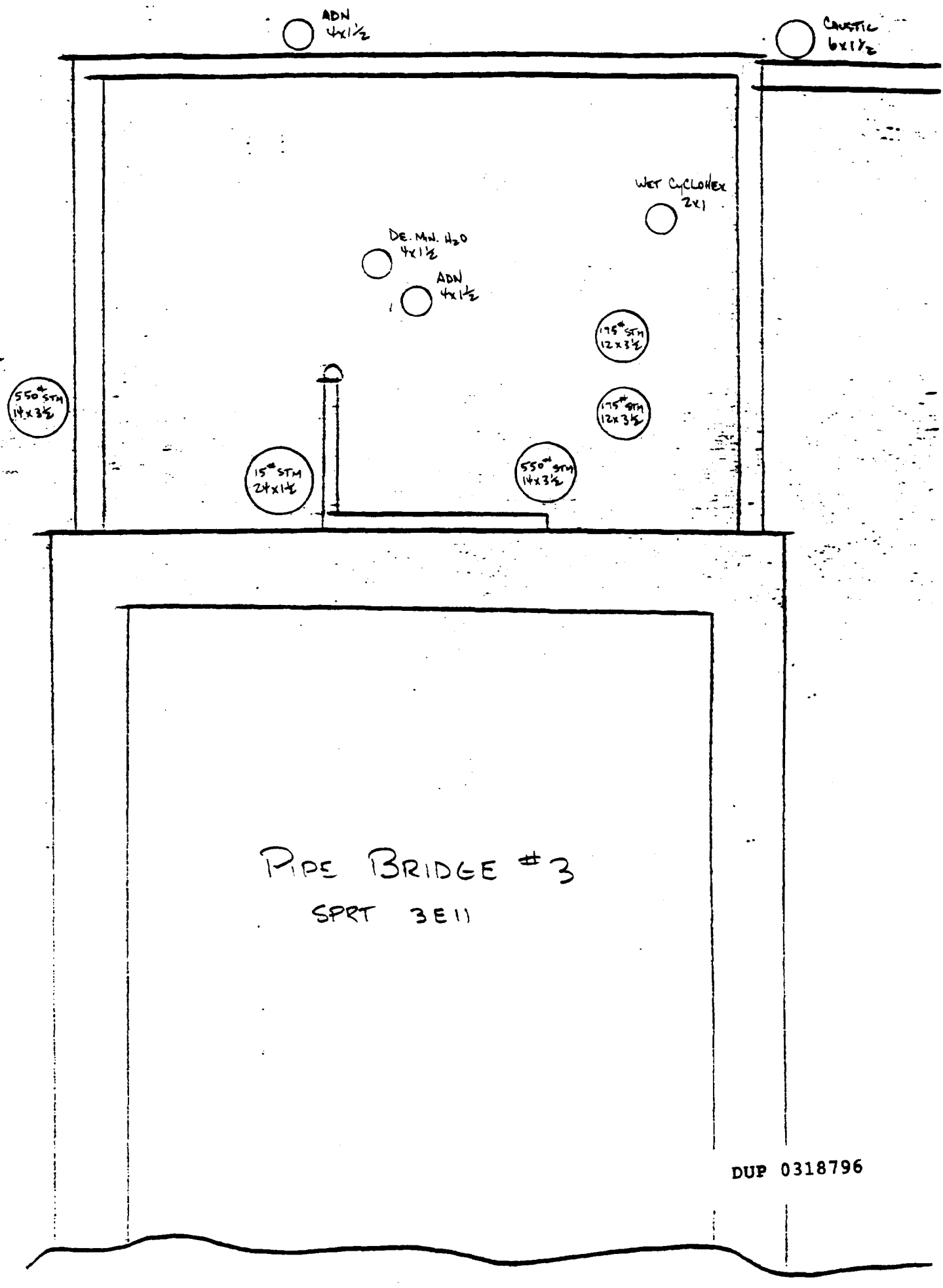
ADN
4x1½
CAUSTIC
6x1½
WET CYCLONEX
2x1
DE. MN. H2O
4x1½
ADN
4x1½
175# STM
12x3½
175# STM
12x3½
550# STM
14x3½
15# STM
24x1½
550# STM
14x3½
PIPE BRIDGE #3
SPRT 3E11

DUP 0318796

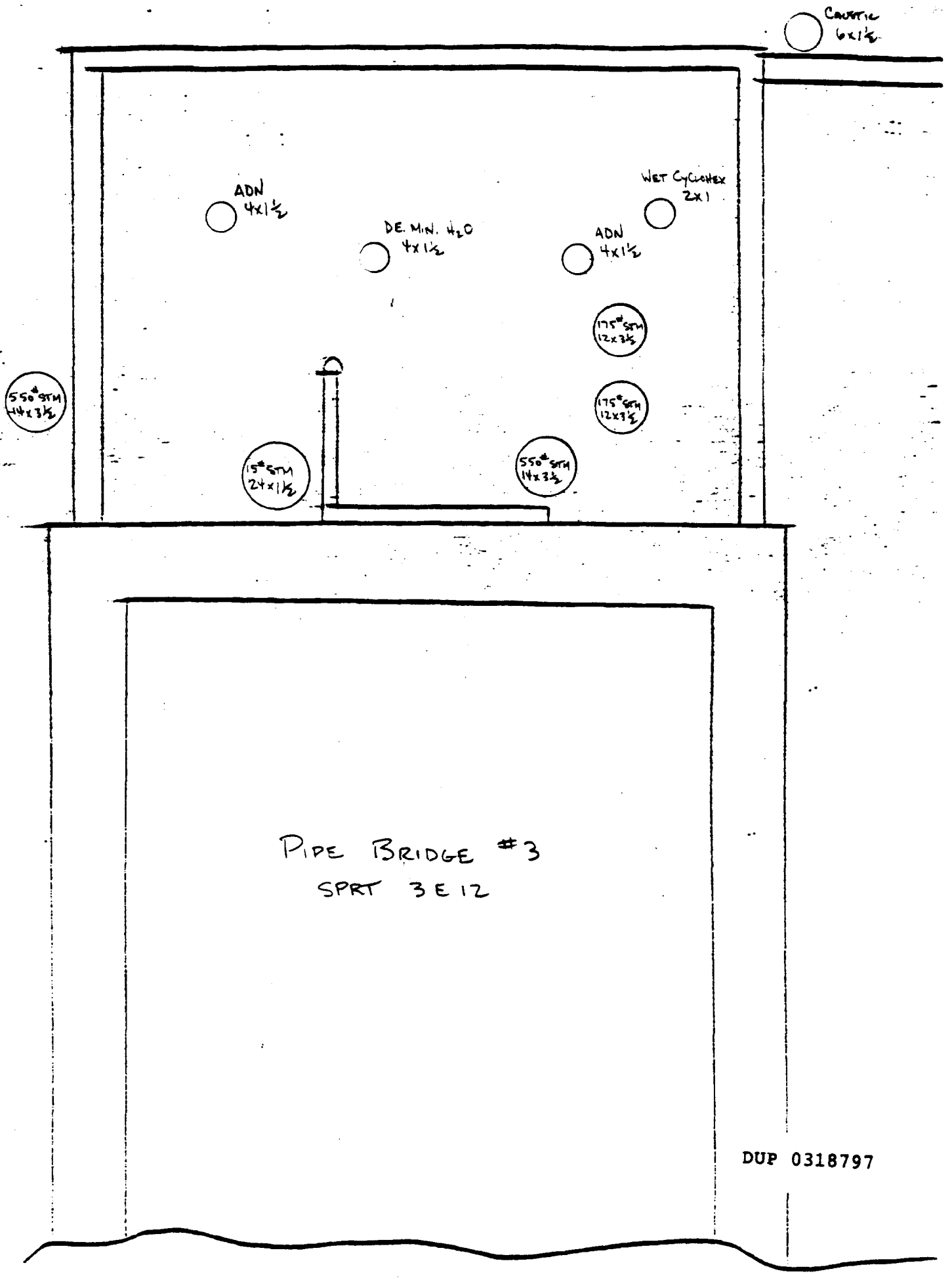
CAUSTIC
6x1½
ADN
4x1½
DE. MIN. H2O
4x1½
ADN
4x1½
WET CYCLOHEX
2x1
175# STM
12x3½
175# STM
12x3½
550# STM
14x3½
15# STM
24x1½
550# STM
14x3½
PIPE BRIDGE #3
SPRT 3E12

DUP 0318797

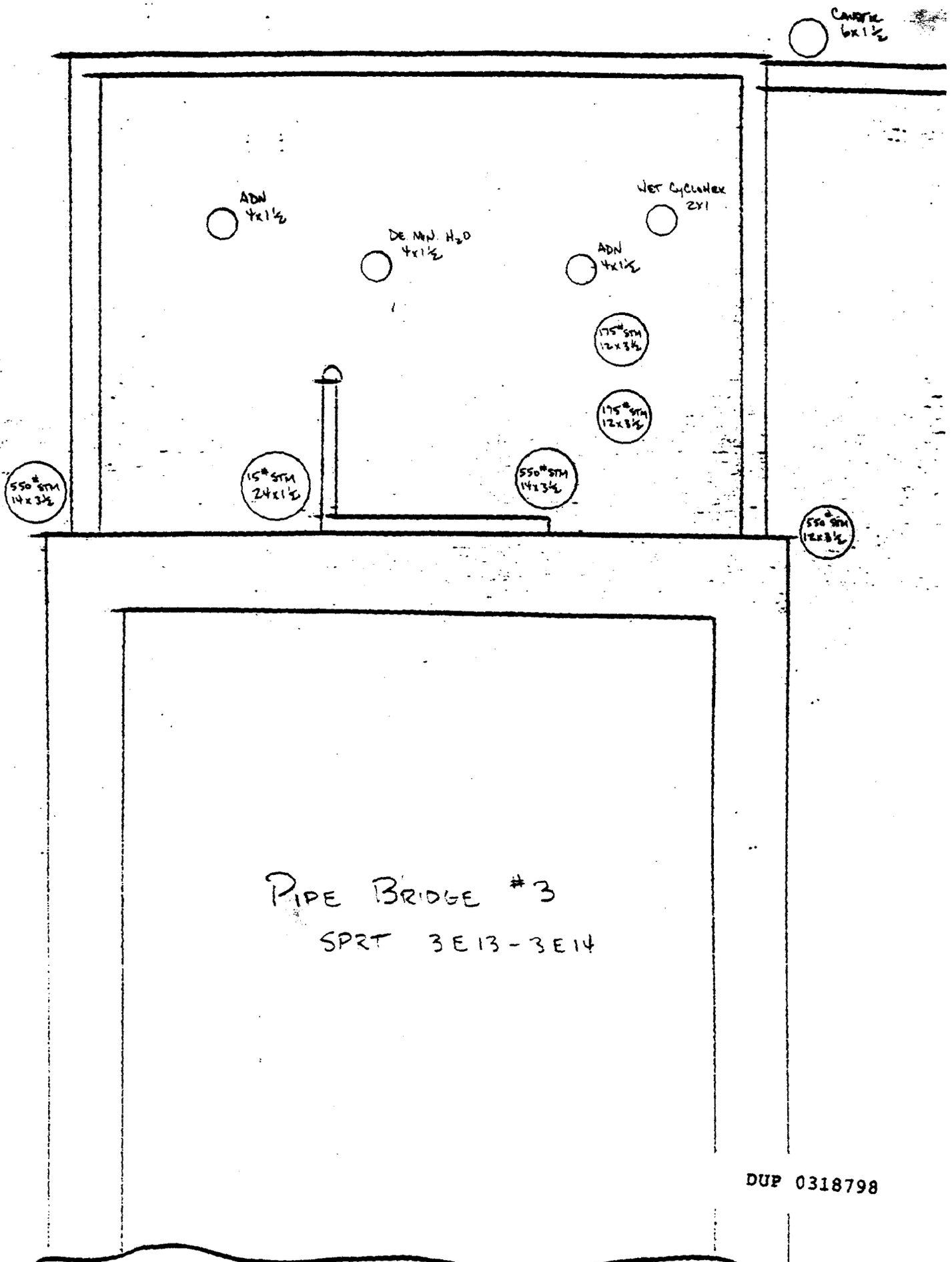

PIPE BRIDGE #3

SPRT 3E13-3E14

DUP 0318798

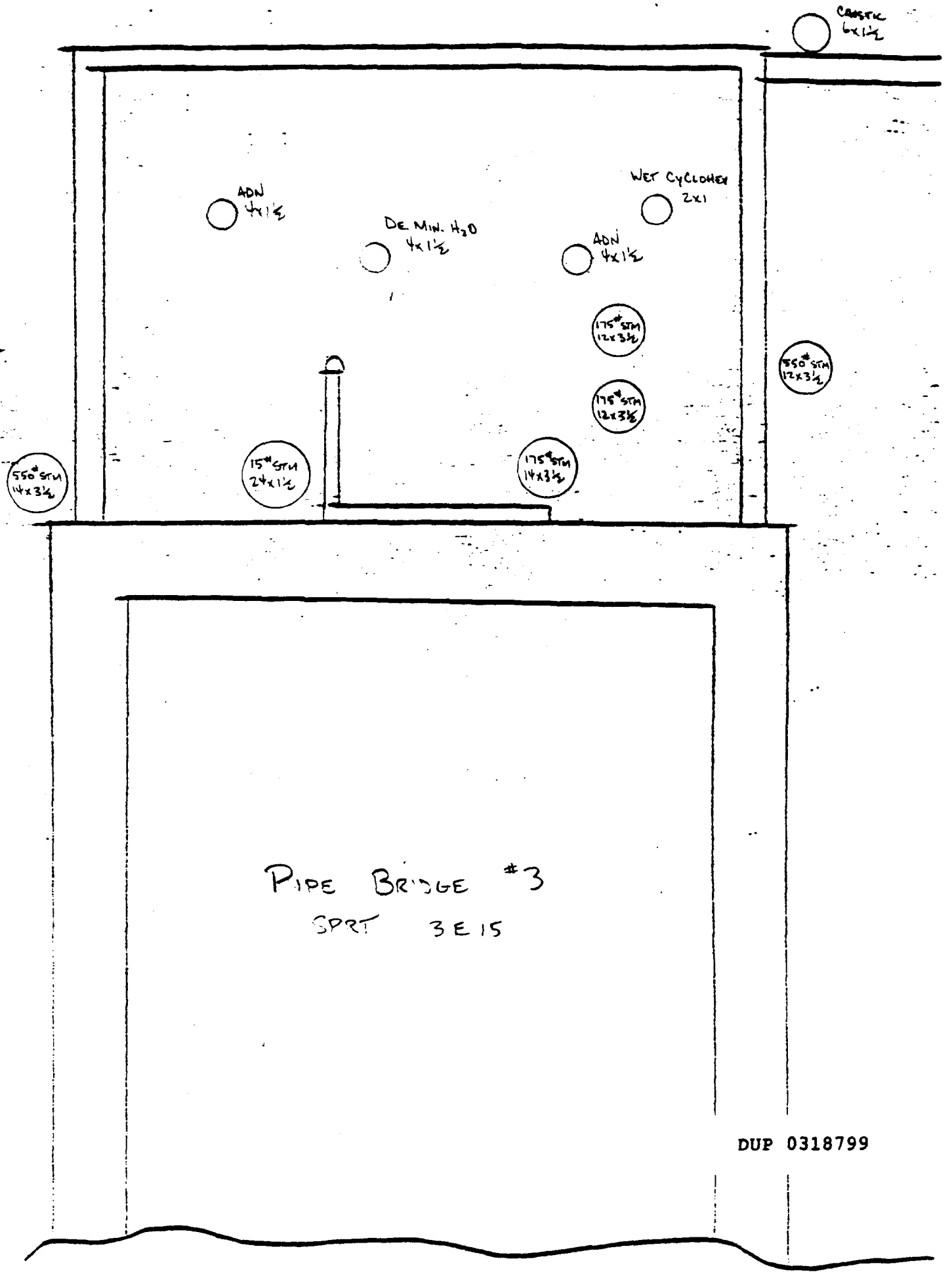

PIPE BRIDGE #3

SPRT 3E15

DUP 0318799

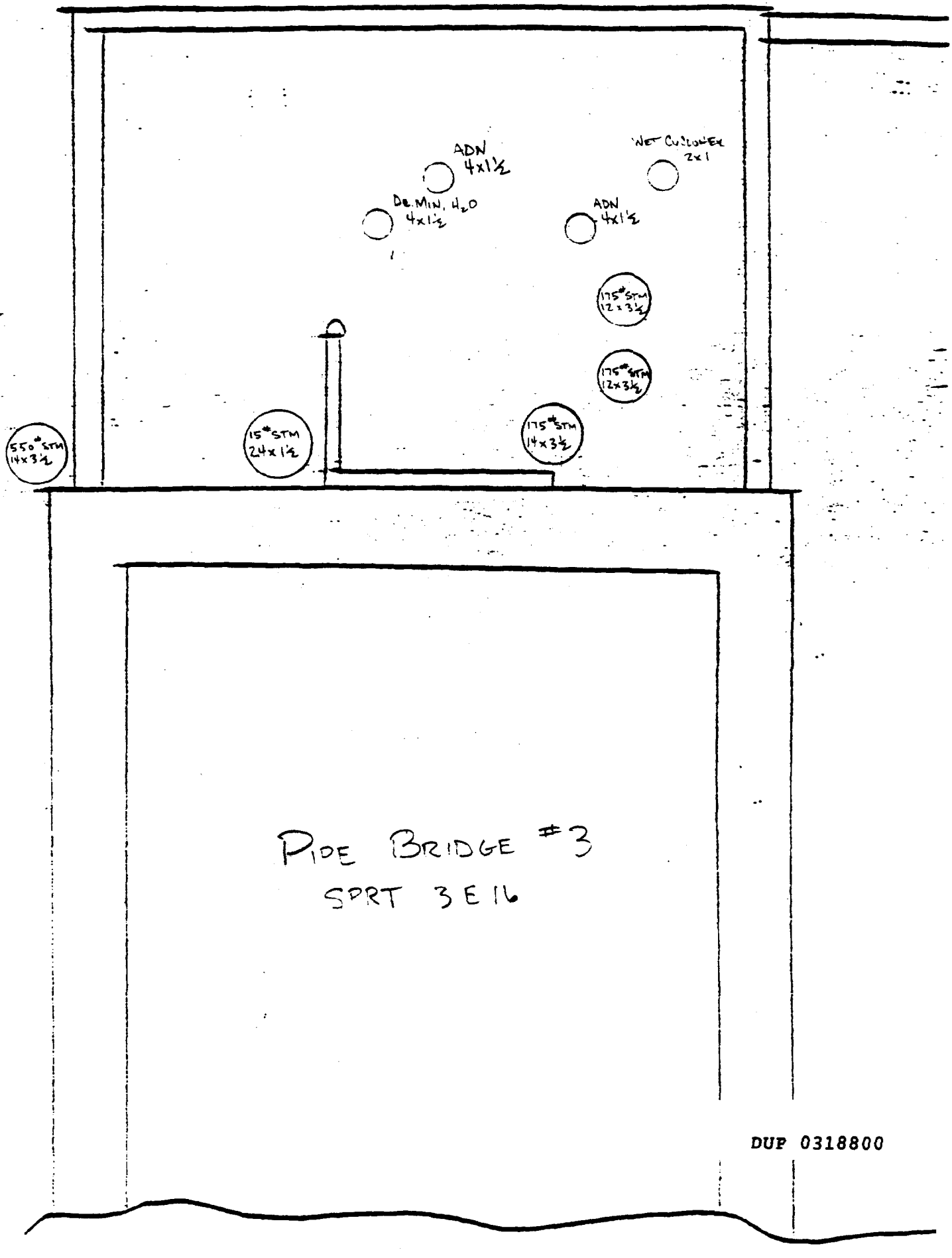

PIPE BRIDGE #3
SPRT 3E16

DUP 0318800

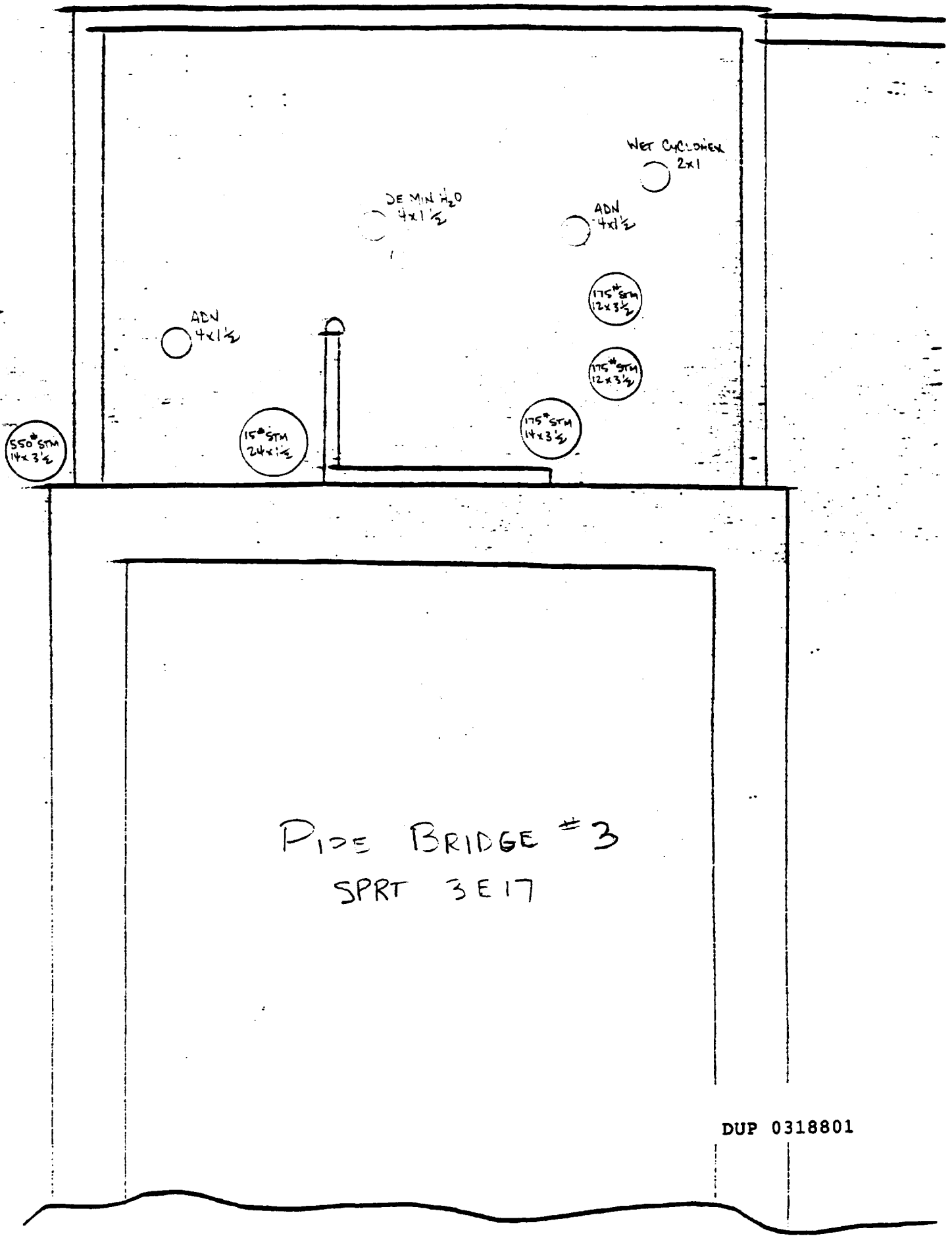

PIPE BRIDGE #3
SPRT 3E17

DUP 0318801

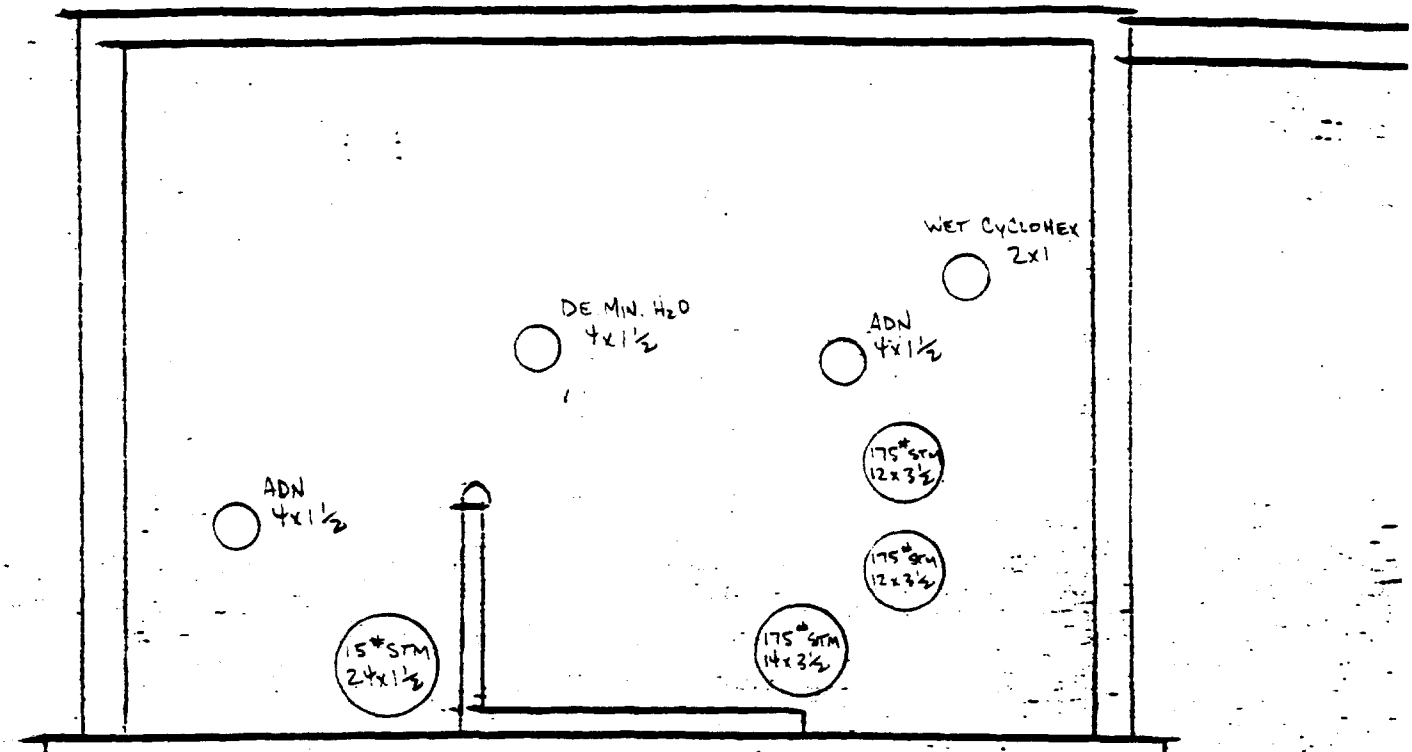

PIPE BRIDGE #3

SPRT 3E13

DUP 0318802

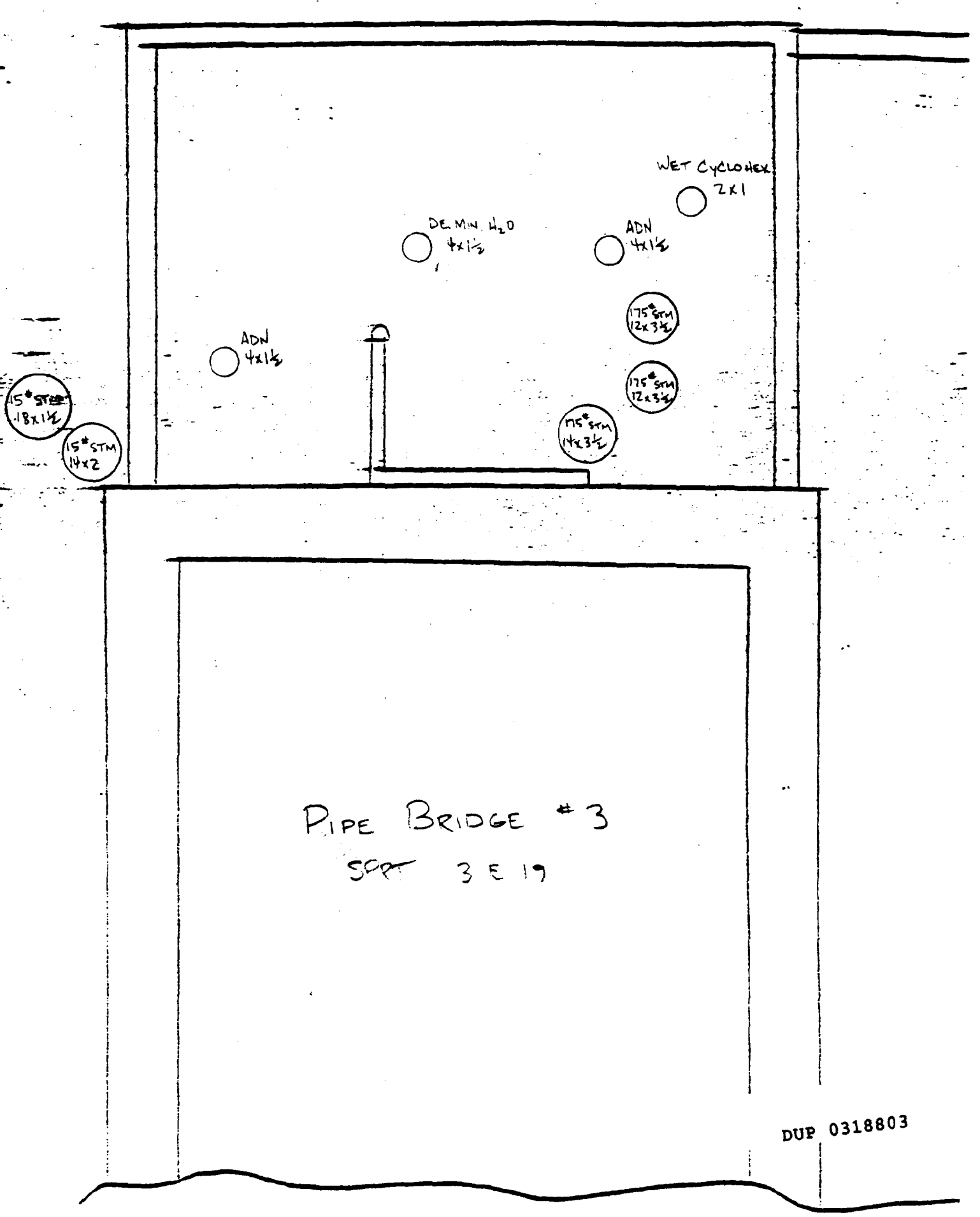
WET CYCLOHEX
2x1
DE MIN H_2O
4x1½
ADN
4x1½
175° STM
12x3½
ADN
4x1½
175° STM
12x3½
15° STM
18x1½
15° STM
14x2
175° STM
14x3½
PIPE BRIDGE #3
SOPT 3 E 19

DUP 0318803

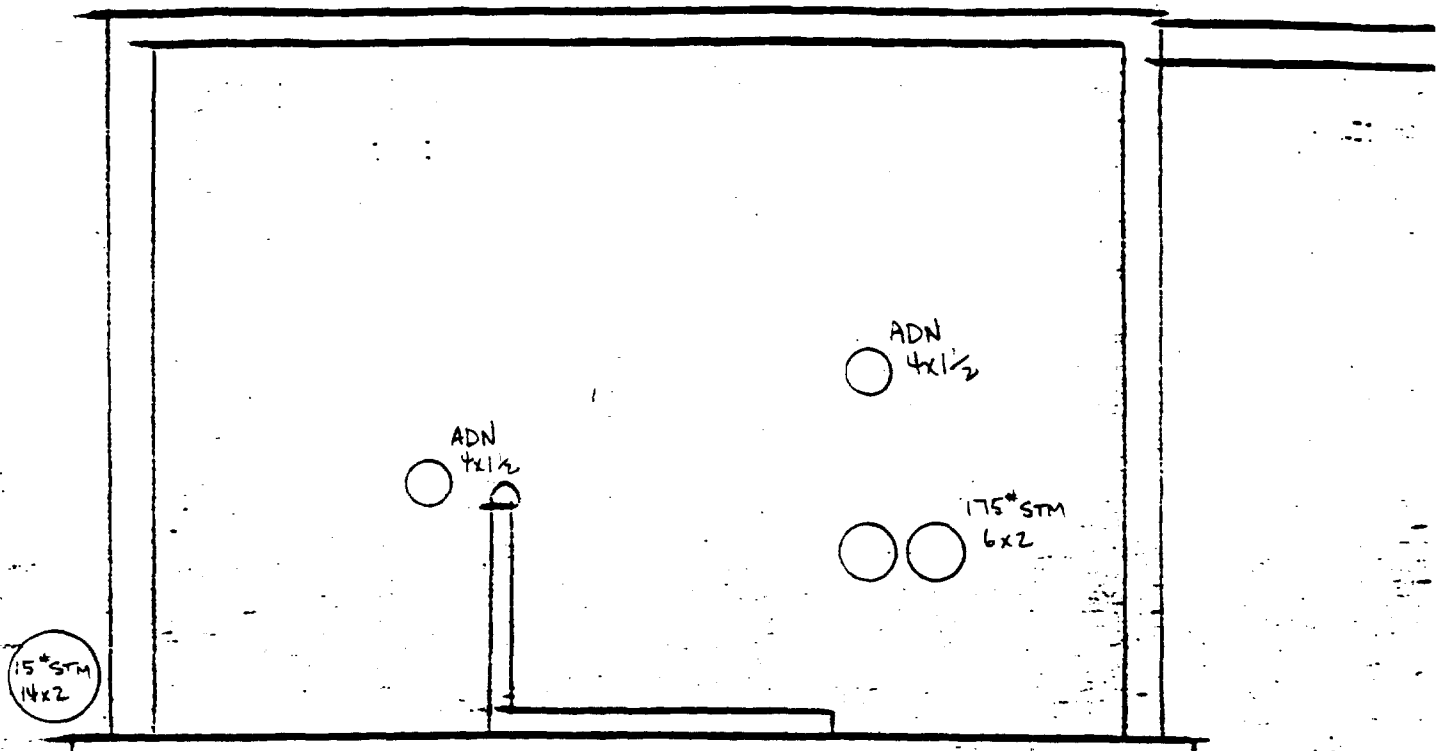

PIPE BRIDGE #3

SPRT 3 E 20

DUP 0318804

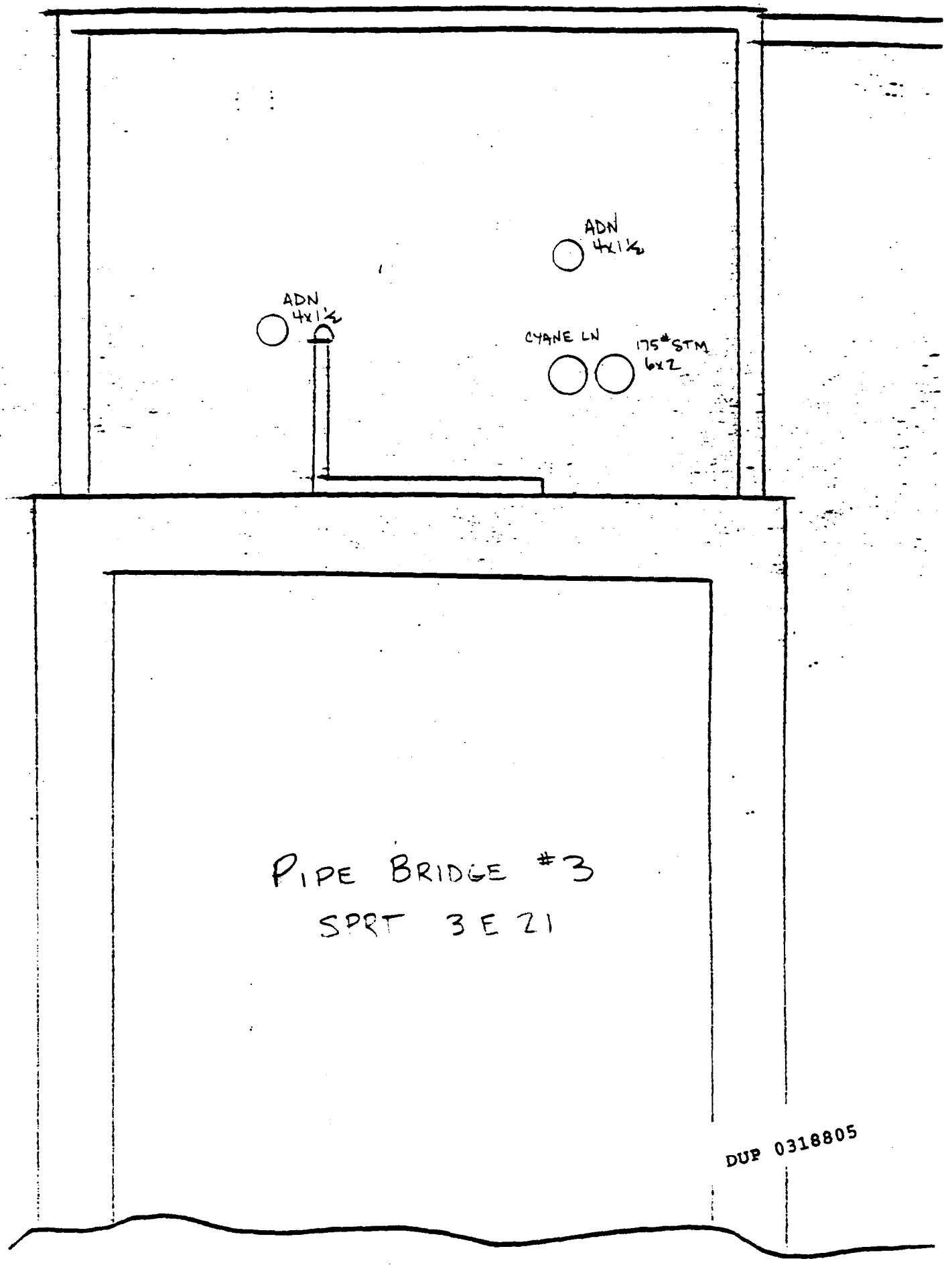
ADN
4x1½
ADN
4x1½
CYANE LN
175# STM
6x2
PIPE BRIDGE #3
SPRT 3 E 21
DUP 0318805

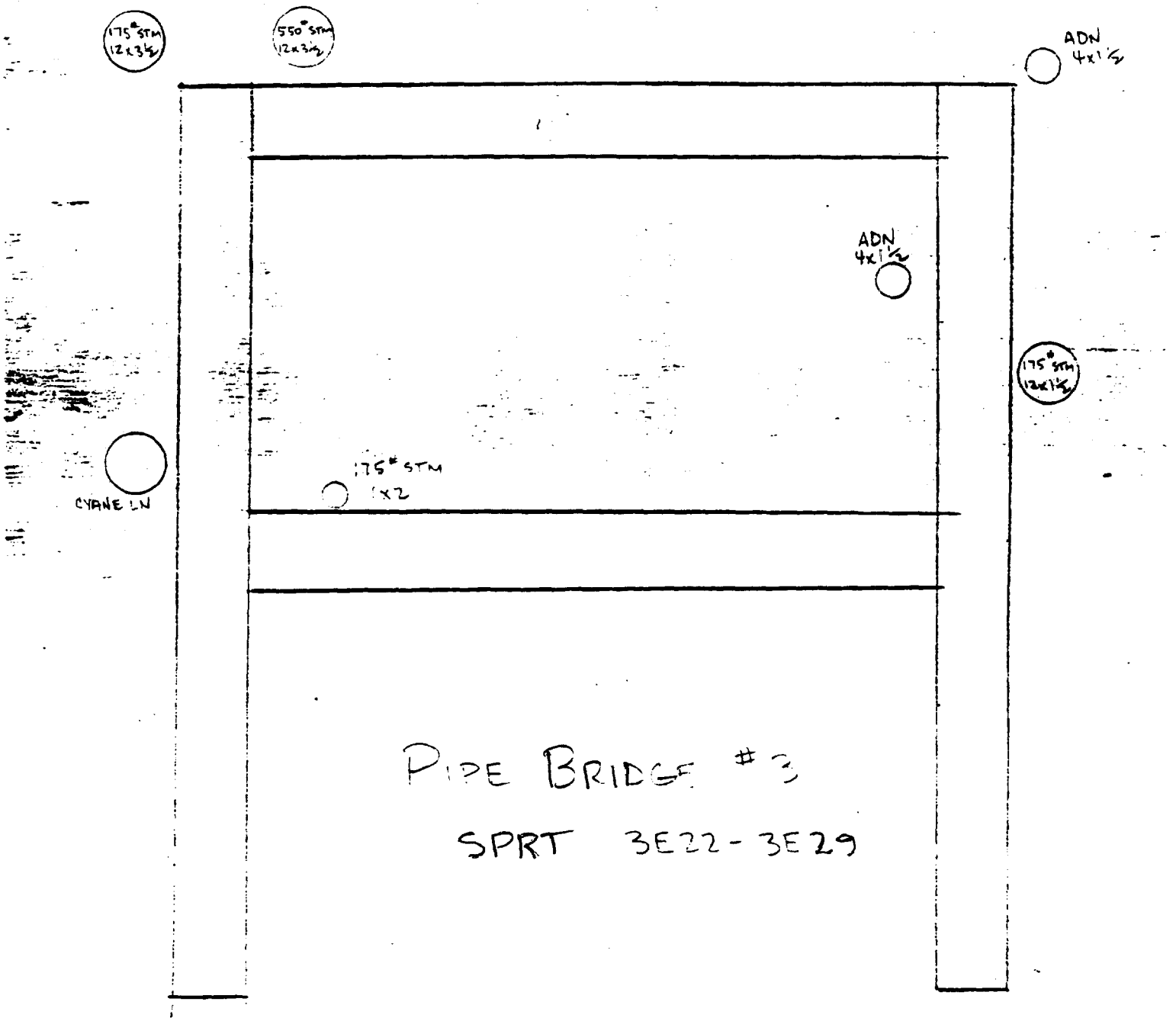

PIPE BRIDGE #3

SPRT 3E22-3E29

DUP 0318806

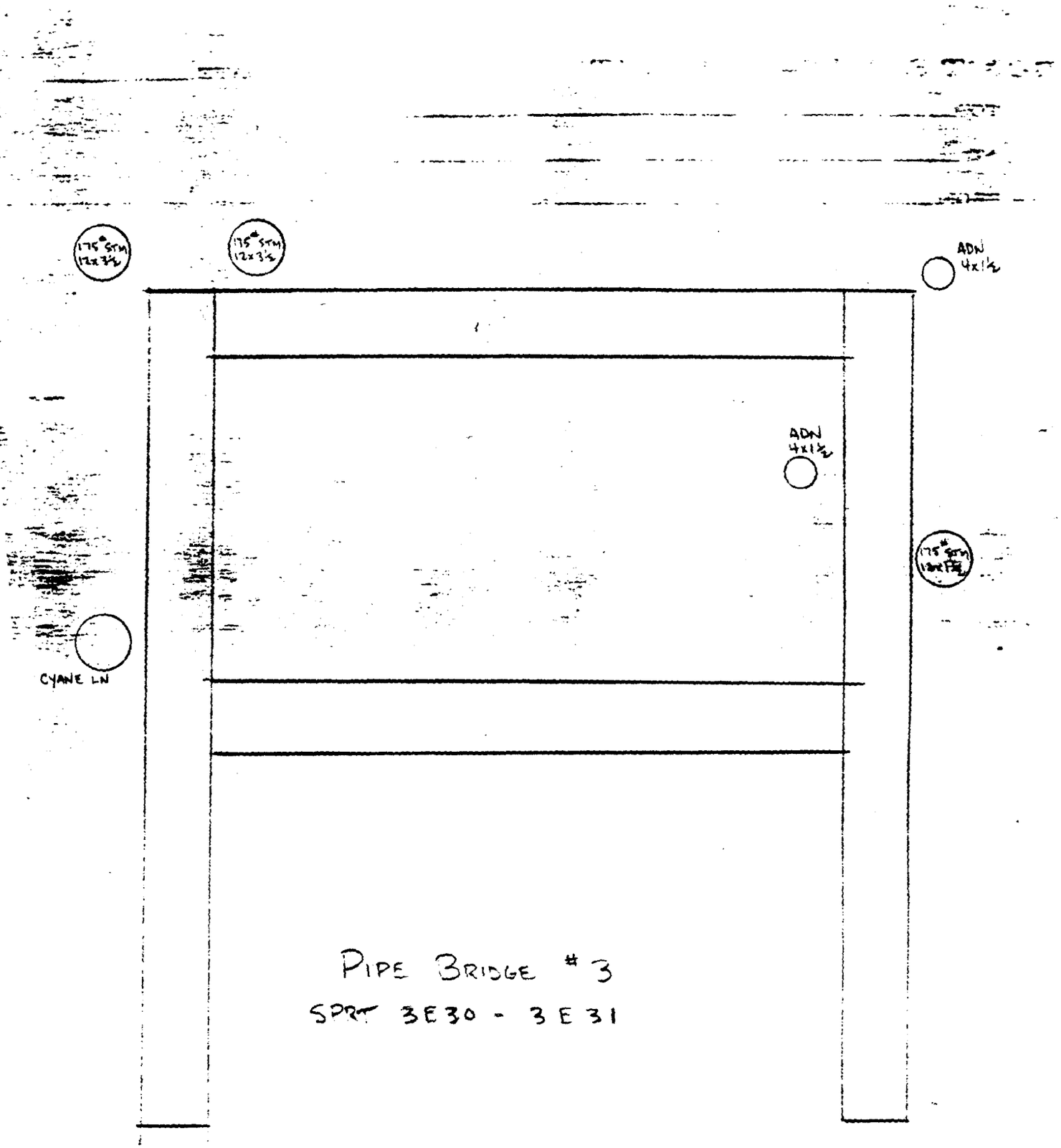

PIPE BRIDGE #3

SPRT 3E30 - 3E31

DUP 0318807

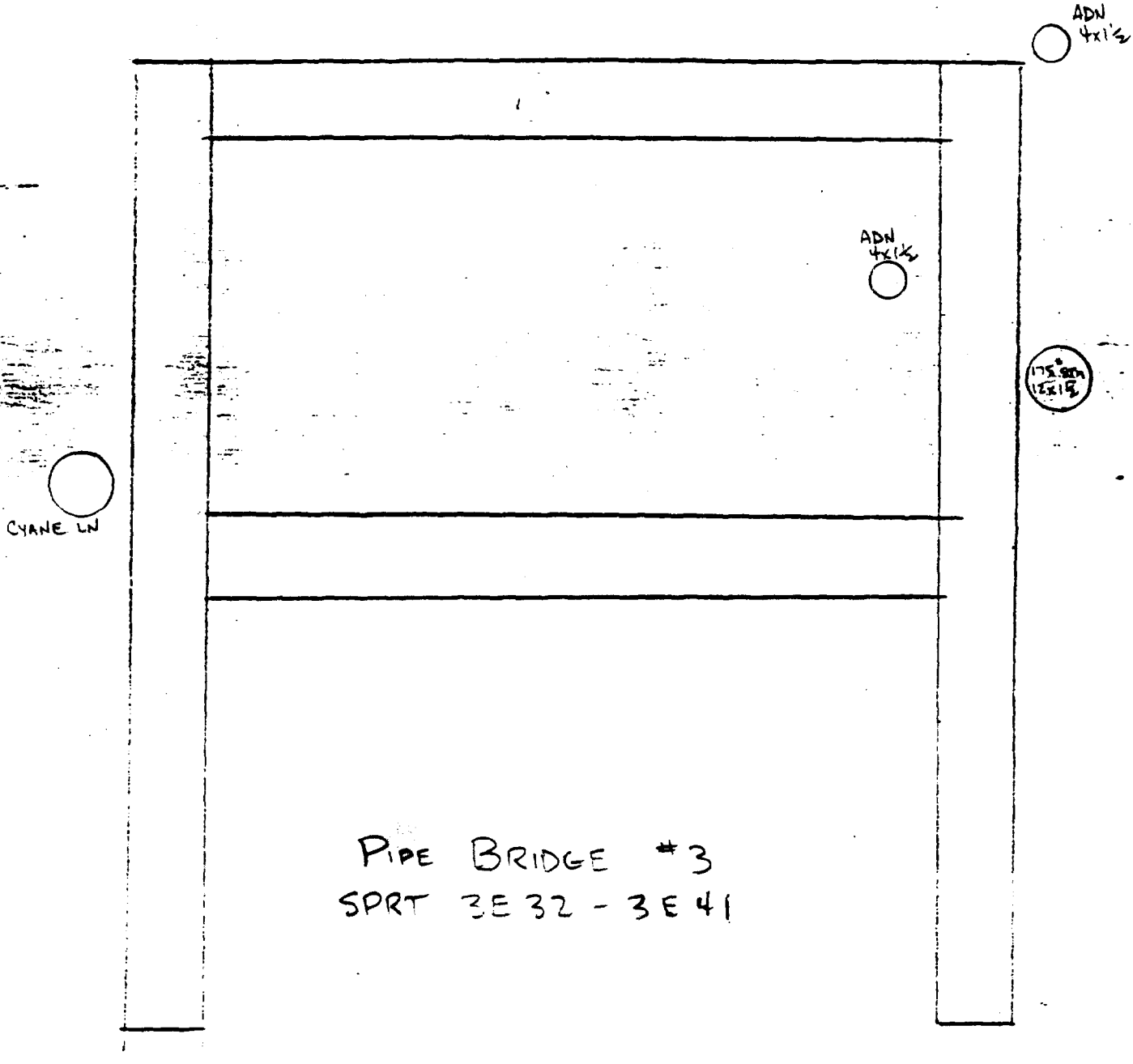

PIPE BRIDGE #3
SPRT 3E32 - 3E41

DUP 0318808

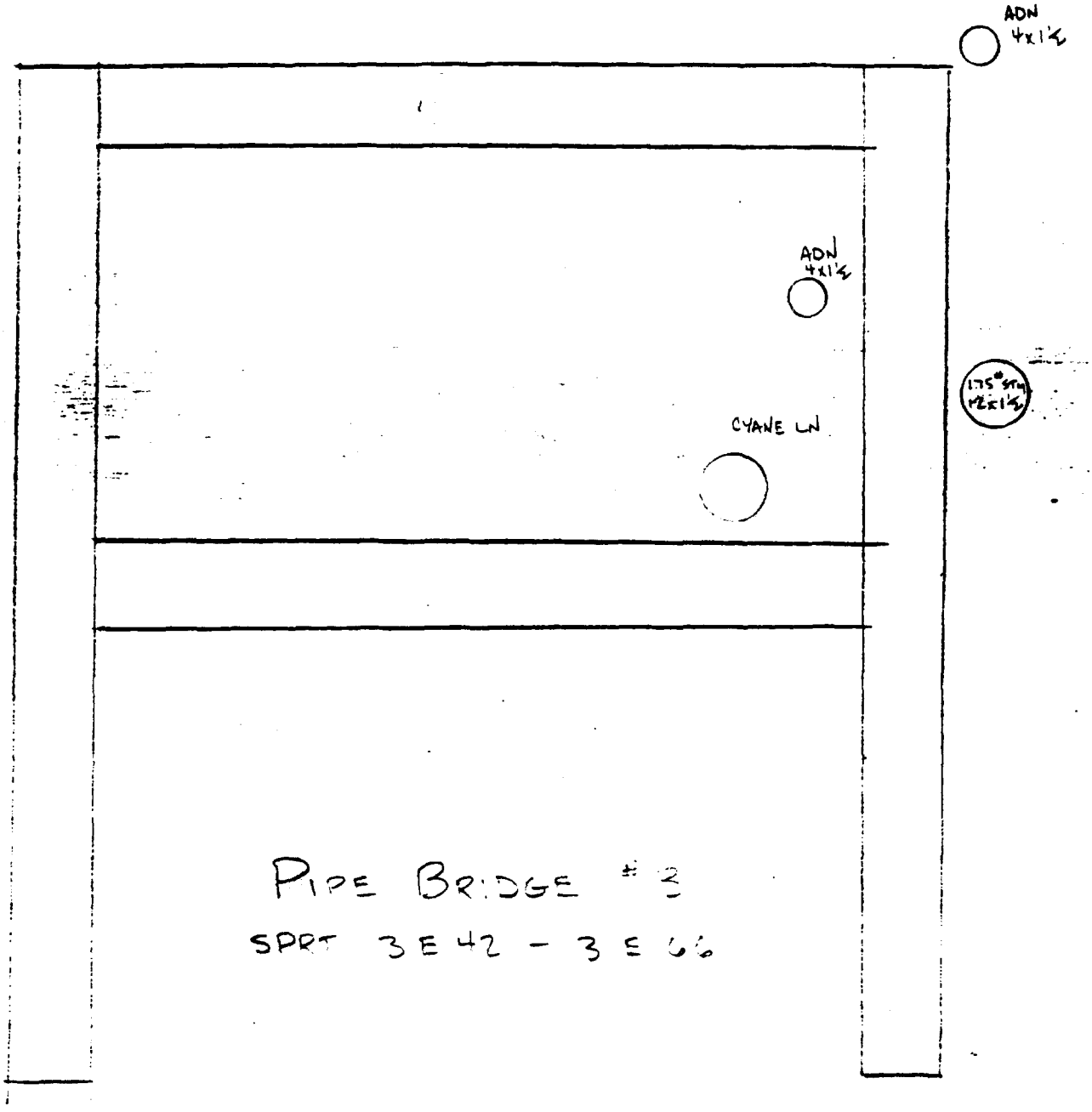

PIPE BRIDGE # 3

SPRT 3E42 - 3E66

DUP 0318809

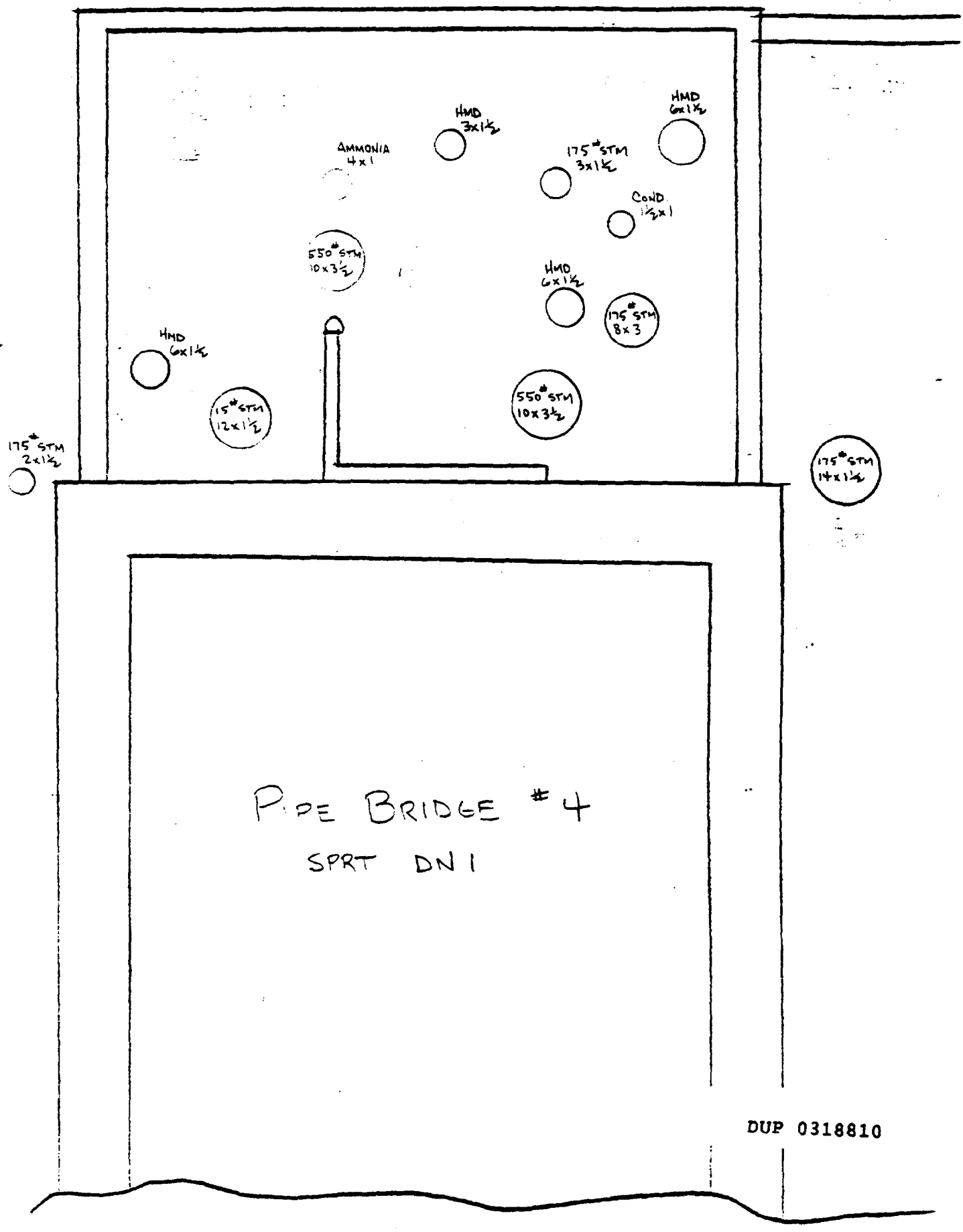
HMD 3x1½
HMD 6x1½
AMMONIA 4x1
175# STM 3x1½
COND 1½x1
550# STM 10x3½
HMD 6x1½
175# STM 8x3
HMD 6x1½
15# STM 12x1½
550# STM 10x3½
175# STM 2x1½
175# STM 14x1½
PIPE BRIDGE #4
SPRT DN 1

DUP 0318810

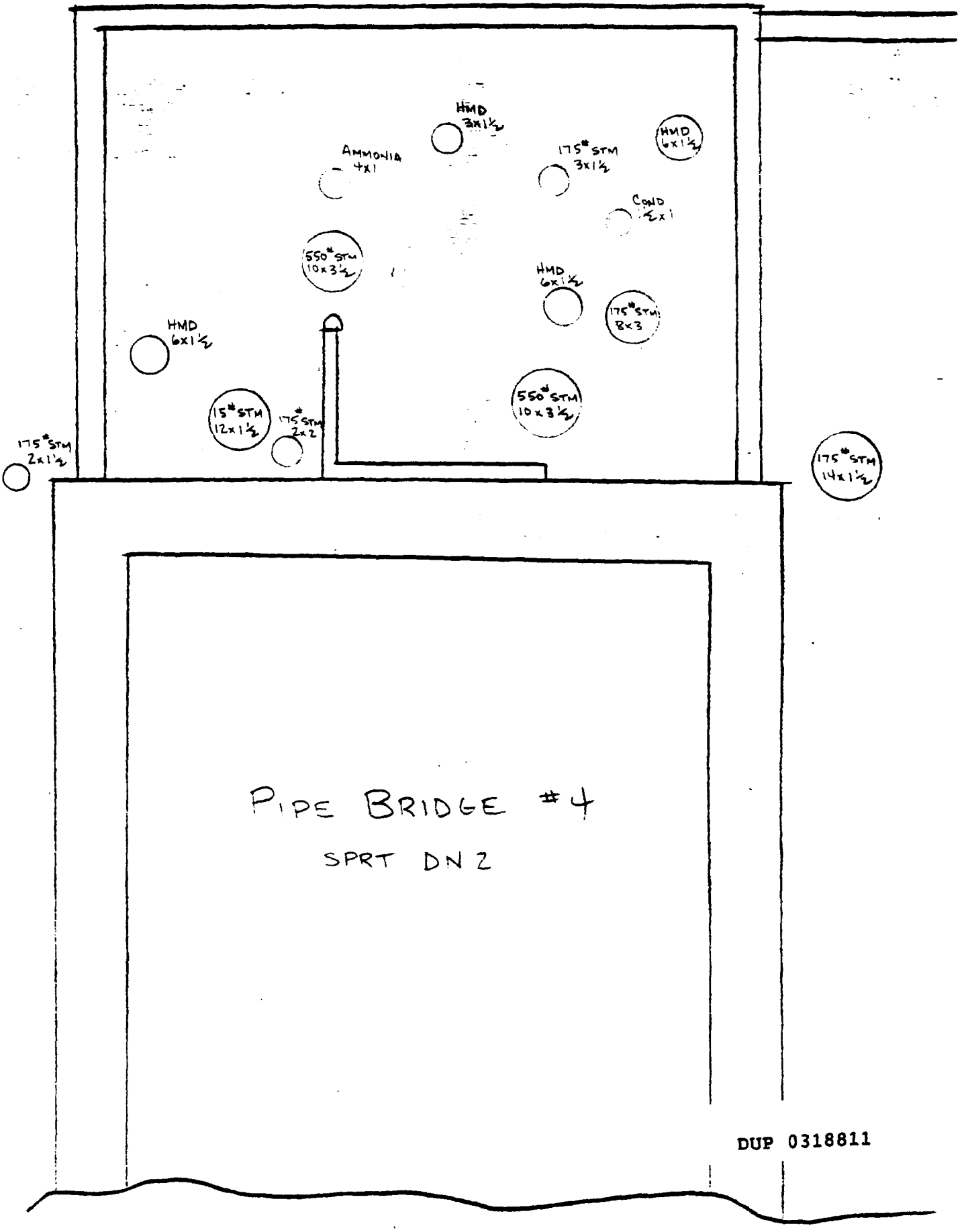
HMD
3x1½
AMMONIA
4x1
175# STM
3x1½
HMD
6x1½
COND
2x1
550# STM
10x3½
HMD
6x1½
175# STM
8x3
HMD
6x1½
550# STM
10x3½
15# STM
12x1½
175# STM
2x2
175# STM
2x1½
175# STM
14x1½
PIPE BRIDGE #4
SPRT DN 2

DUP 0318811

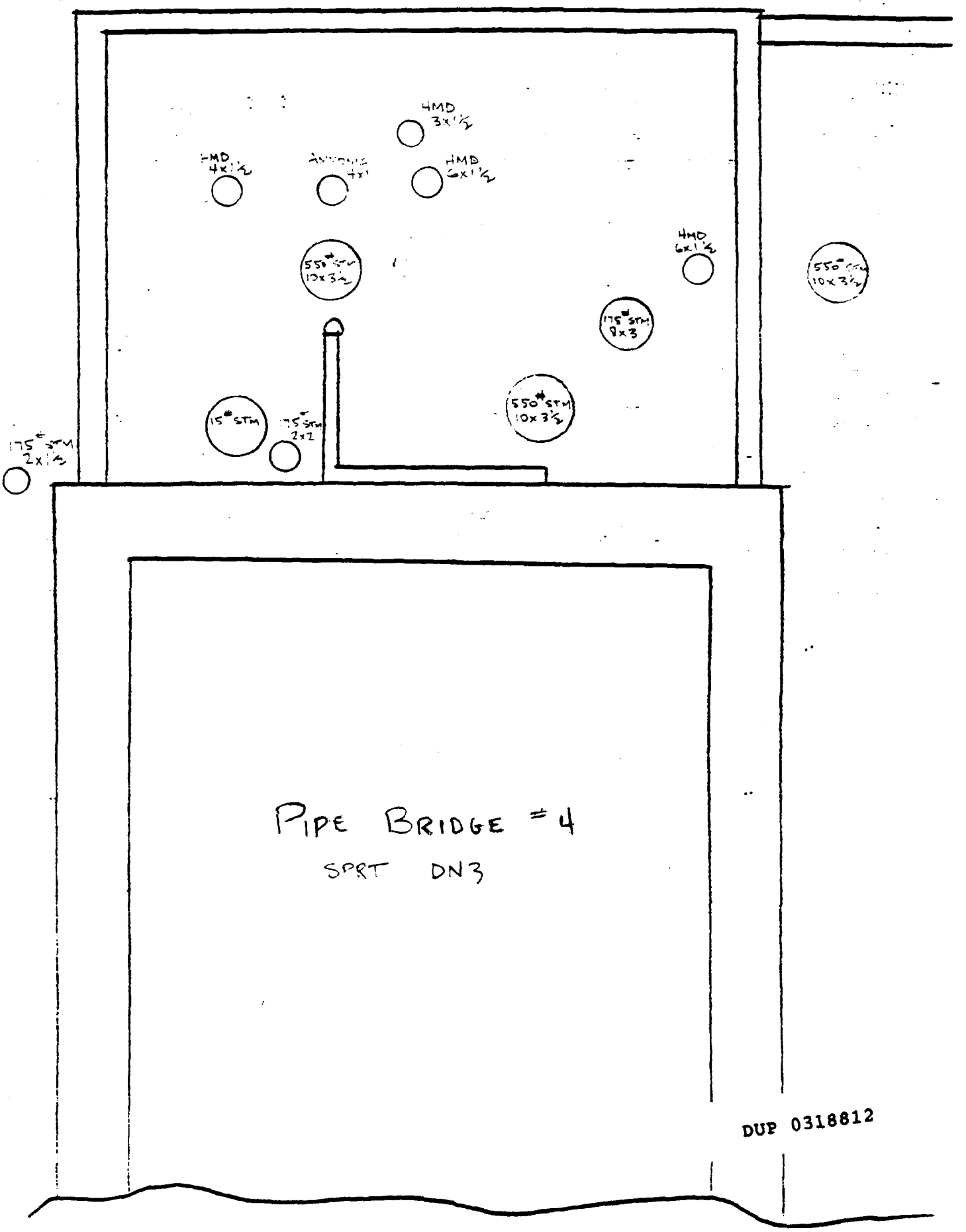
4MD 3x1½
4MD 4x1½
ANTENNA 4x1
4MD 6x1½
4MD 6x1½
550# STM 10x3½
550# STM 10x3½
175# STM 8x3
550# STM 10x3½
15# STM
175# STM 2x2
175# STM 2x1½
PIPE BRIDGE #4
SPRT DN3

DUP 0318812

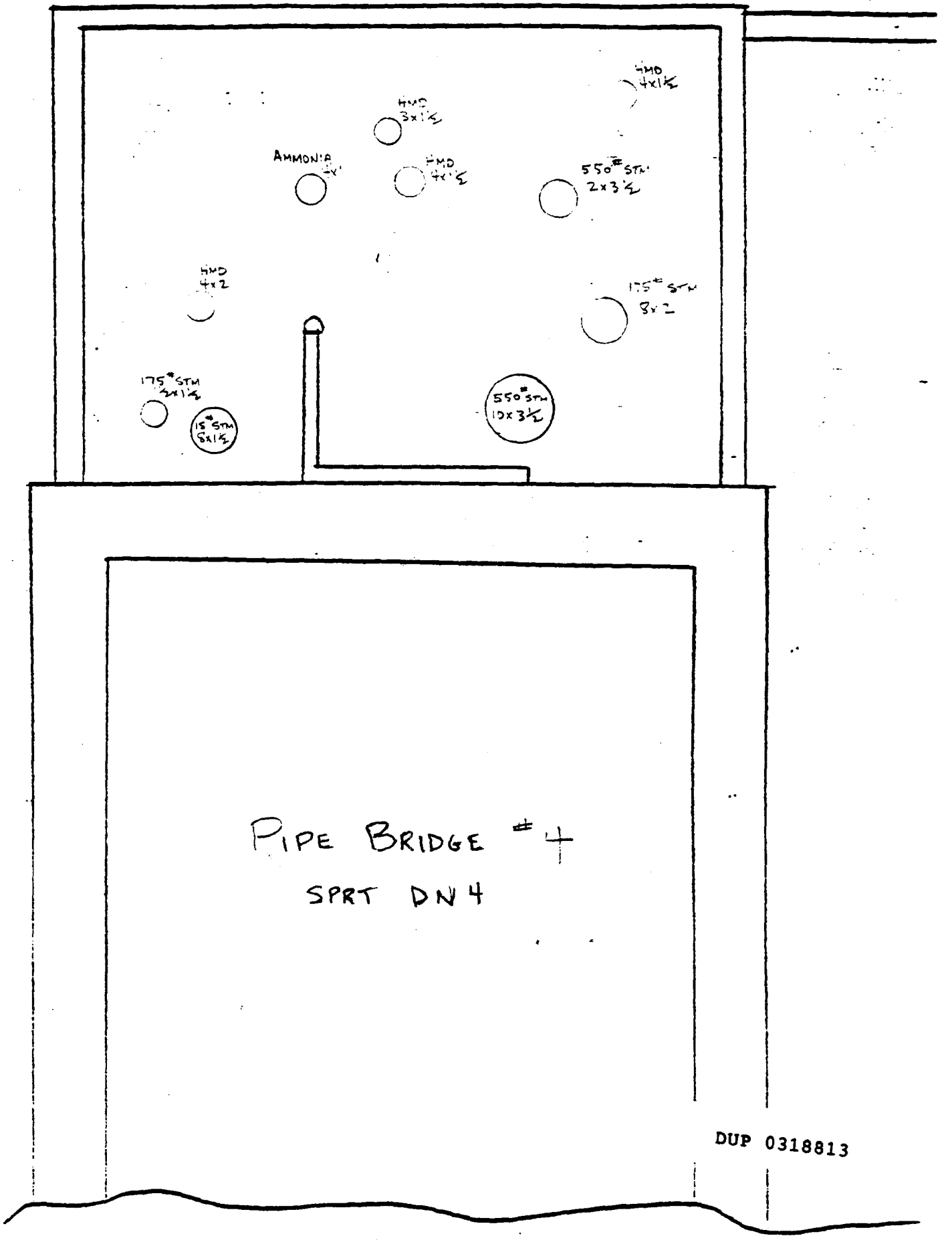
HMD 4x1½
HMD 3x1½
AMMONIA
HMD 4x1½
550# STM 2x3½
HMD 4x2
175# STM 8x2
175# STM 3x1½
15# STM 8x1½
550# STM 10x3½
PIPE BRIDGE #4
SPRT DN 4

DUP 0318813

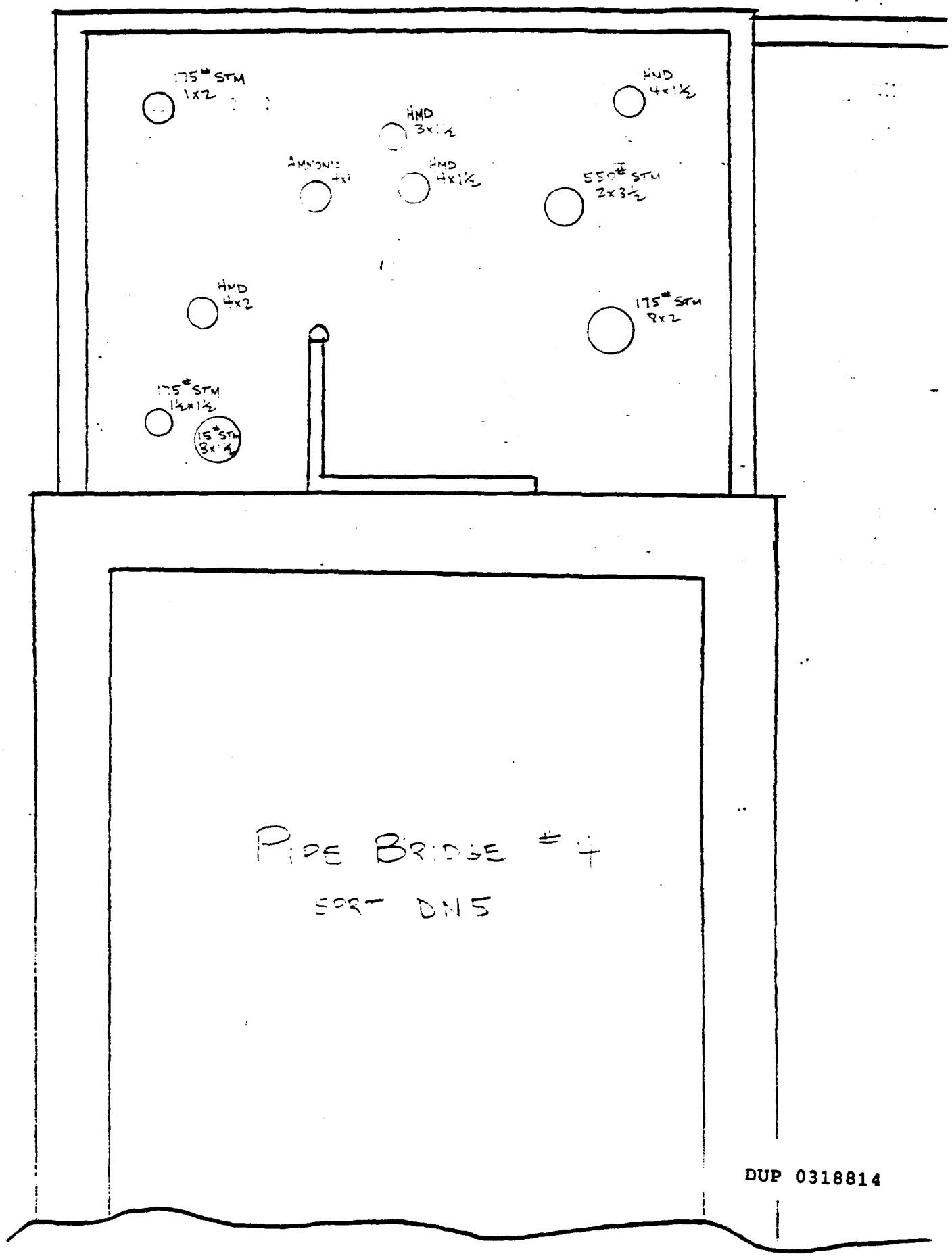
175# STM
1x2
HMD
3x1½
HMD
4x1½
AMMONIA
1x1
HMD
4x1½
550# STM
2x3½
HMD
4x2
175# STM
8x2
175# STM
1½x1½
15# STM
8x1
PIPE BRIDGE #4
SORT DN5

DUP 0318814

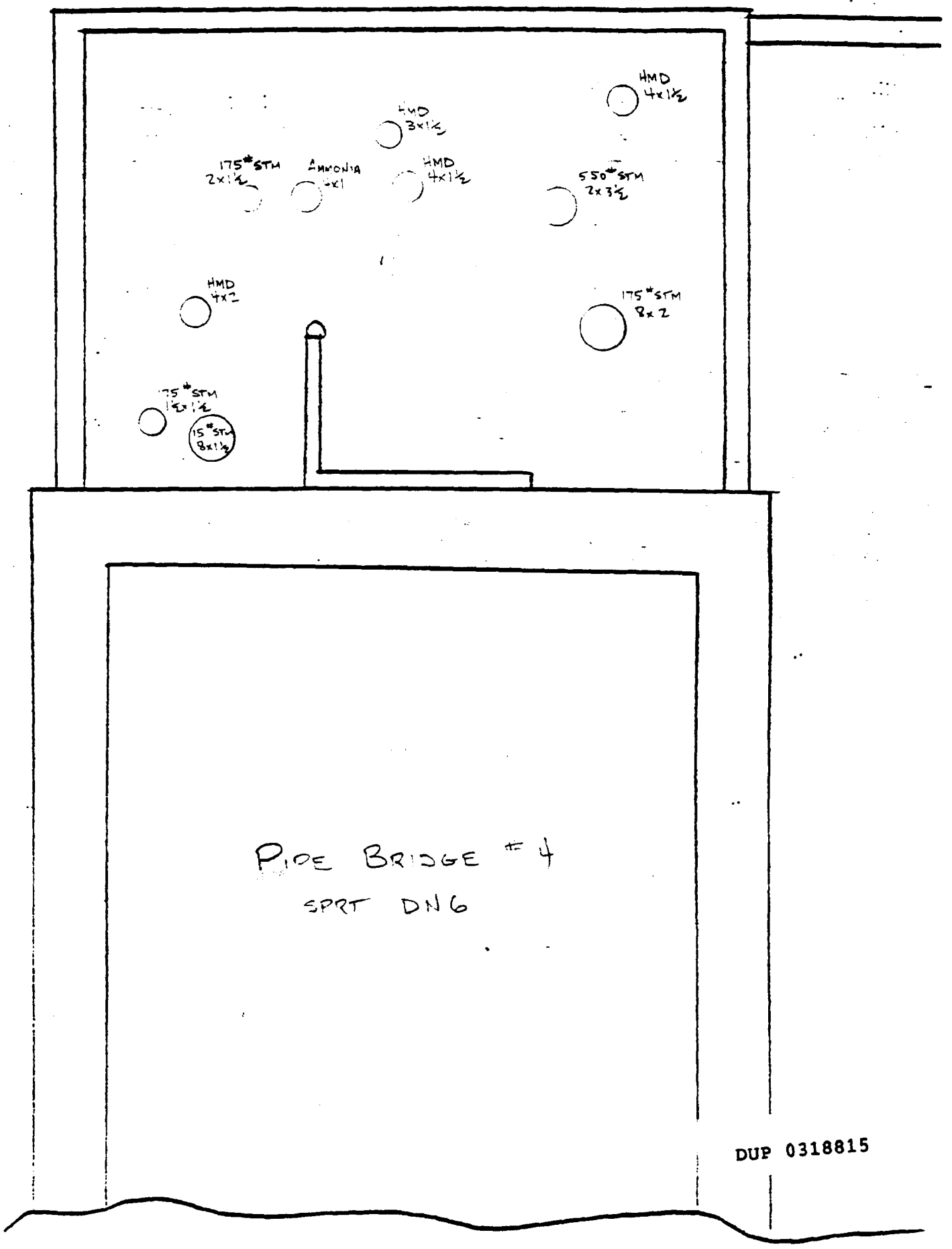
HMD 4x1½
HMD 3x1½
175* STM 2x1½
AMMONIA 1x1
HMD 4x1½
550* STM 2x3½
HMD 4x2
175* STM 8x2
175* STM 1½x1½
15* STM 8x1½
PIPE BRIDGE #4
SPRT DN6

DUP 0318815

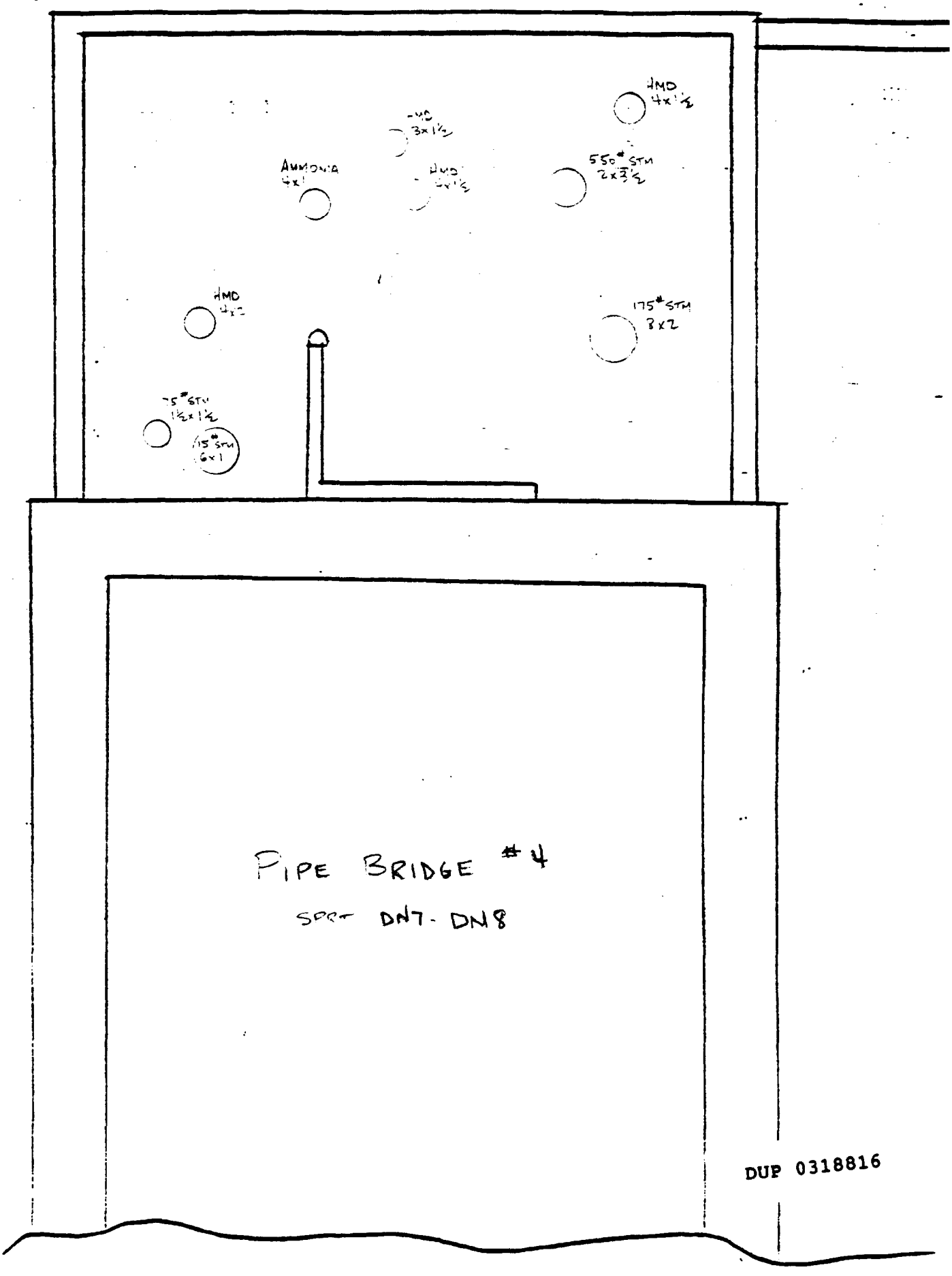

PIPE BRIDGE #4

SPRT DN7 - DN8

DUP 0318816

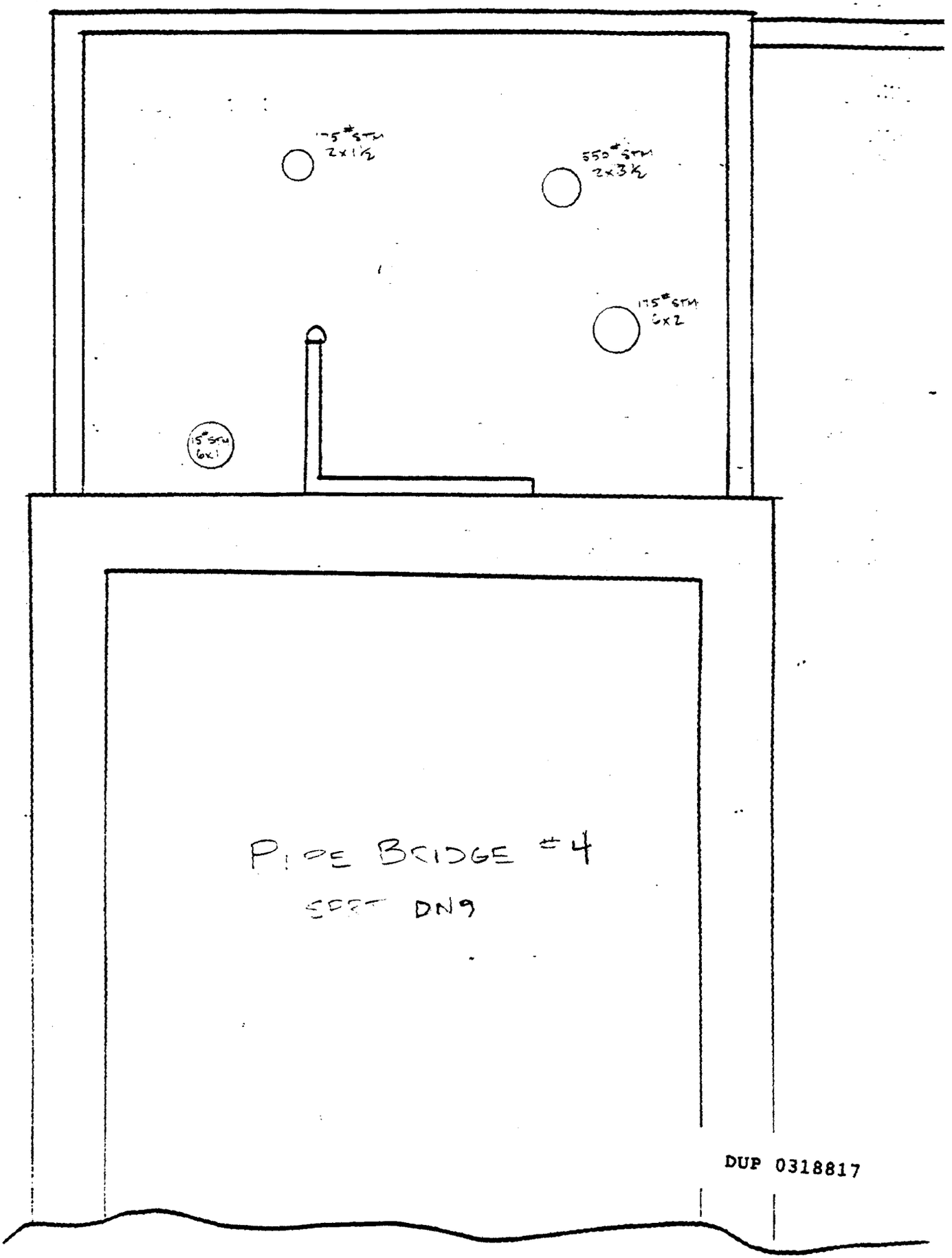
175# STM
2x1½
550# STM
2x3½
175# STM
6x2
15" STM
6x1
PIPE BRIDGE #4
SEE DN9

DUP 0318817

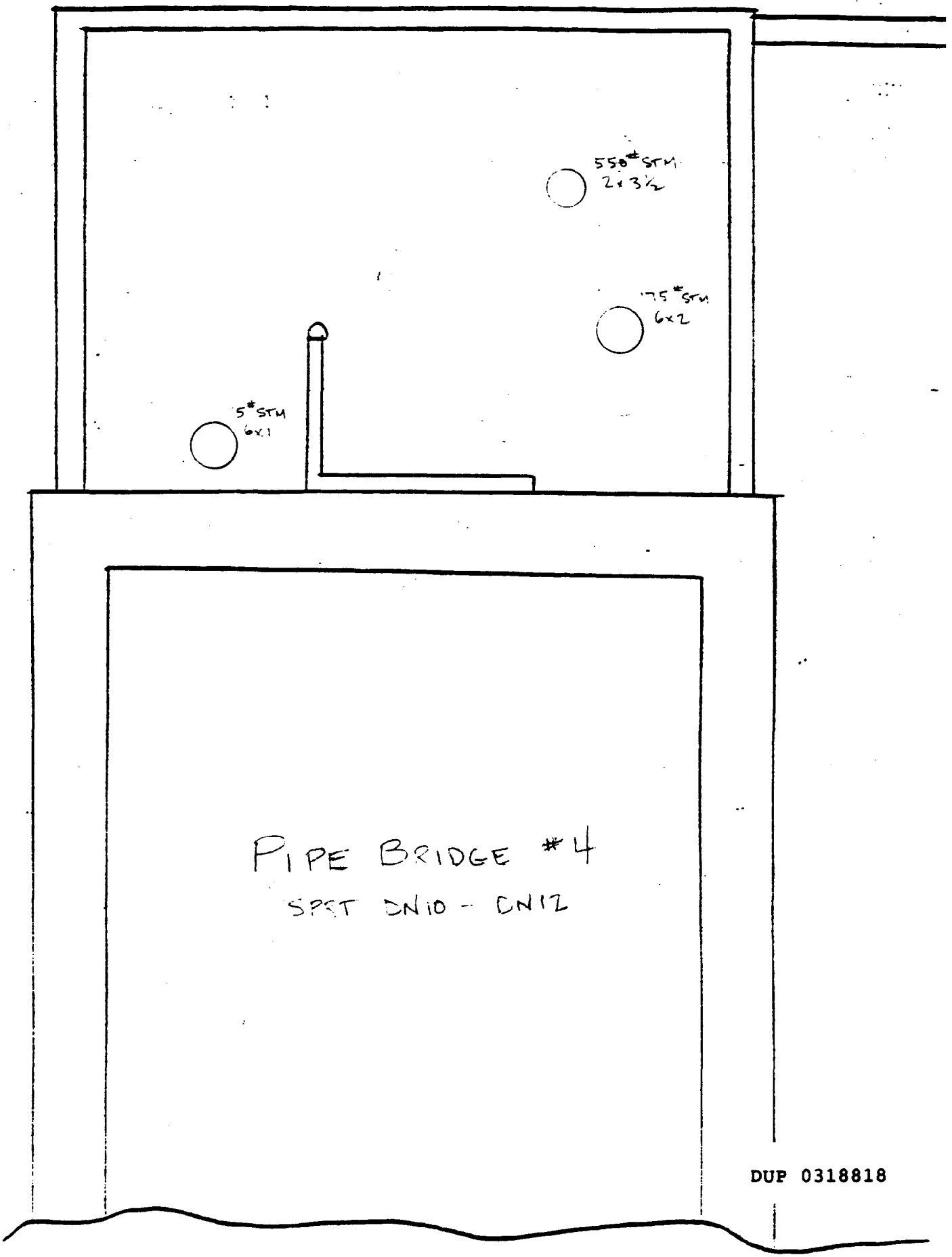

DUP 0318818

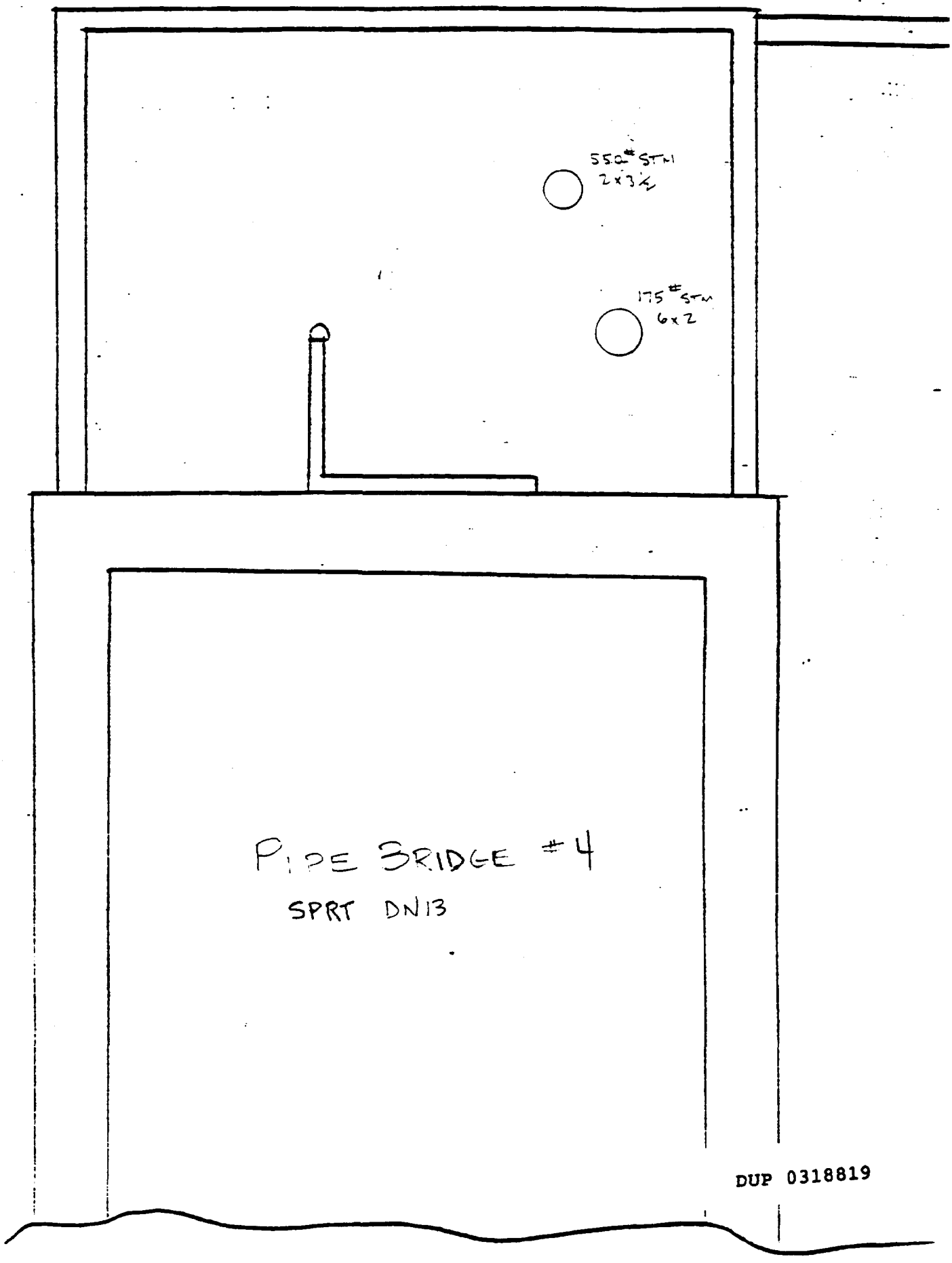

DUP 0318819

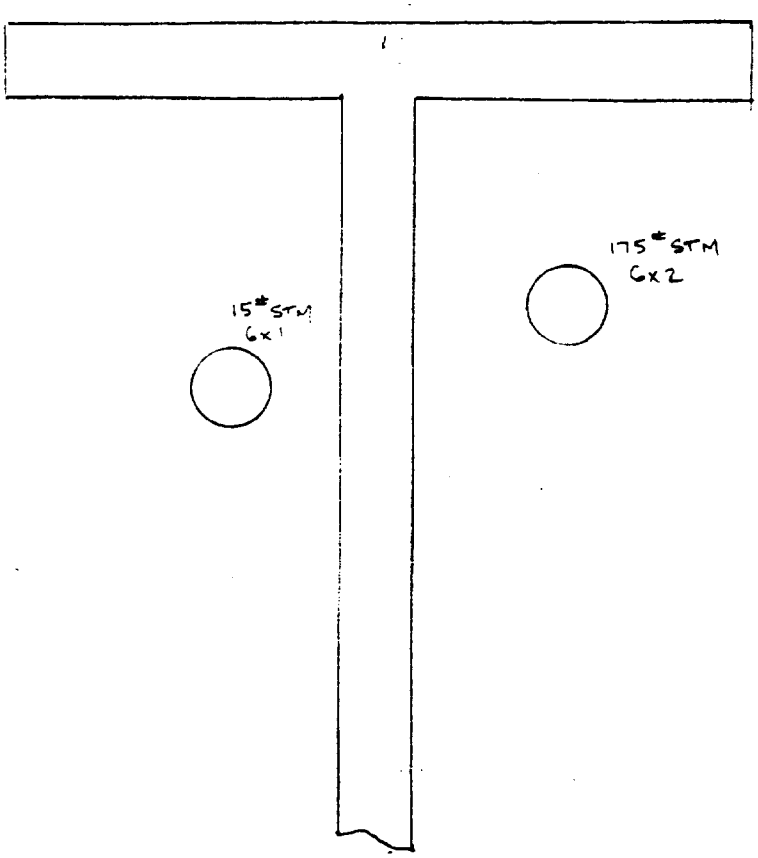

PIPE BRIDGE # 4

SERT DN14-DN15

DUP 0318820

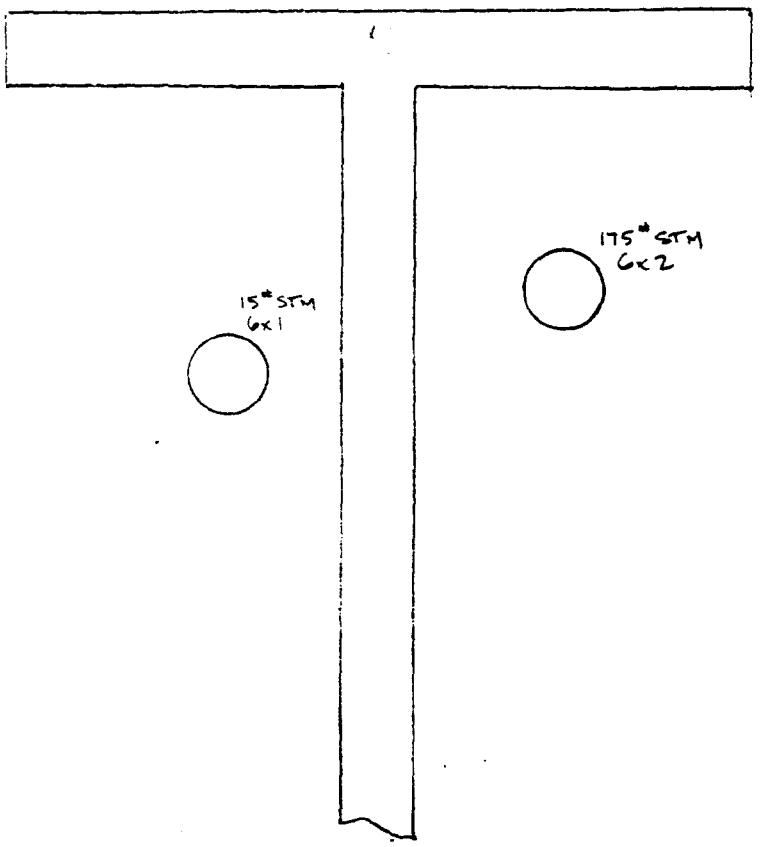

PIPE BRIDGE # 4

SPRT DN16 - DN20

DUP 0318821

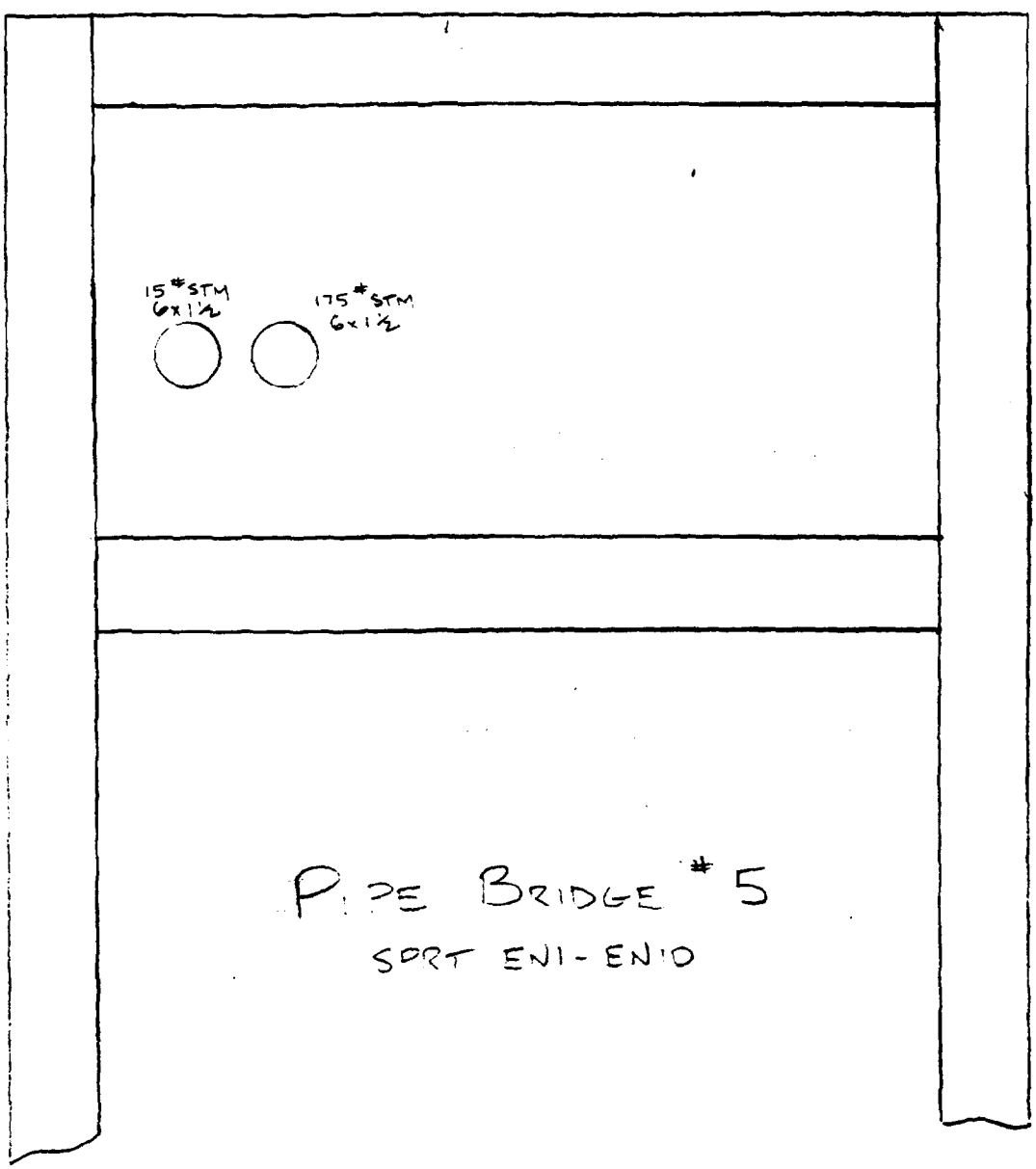

PIPE BRIDGE #5

SPRT ENI-ENID

DUP 0318822

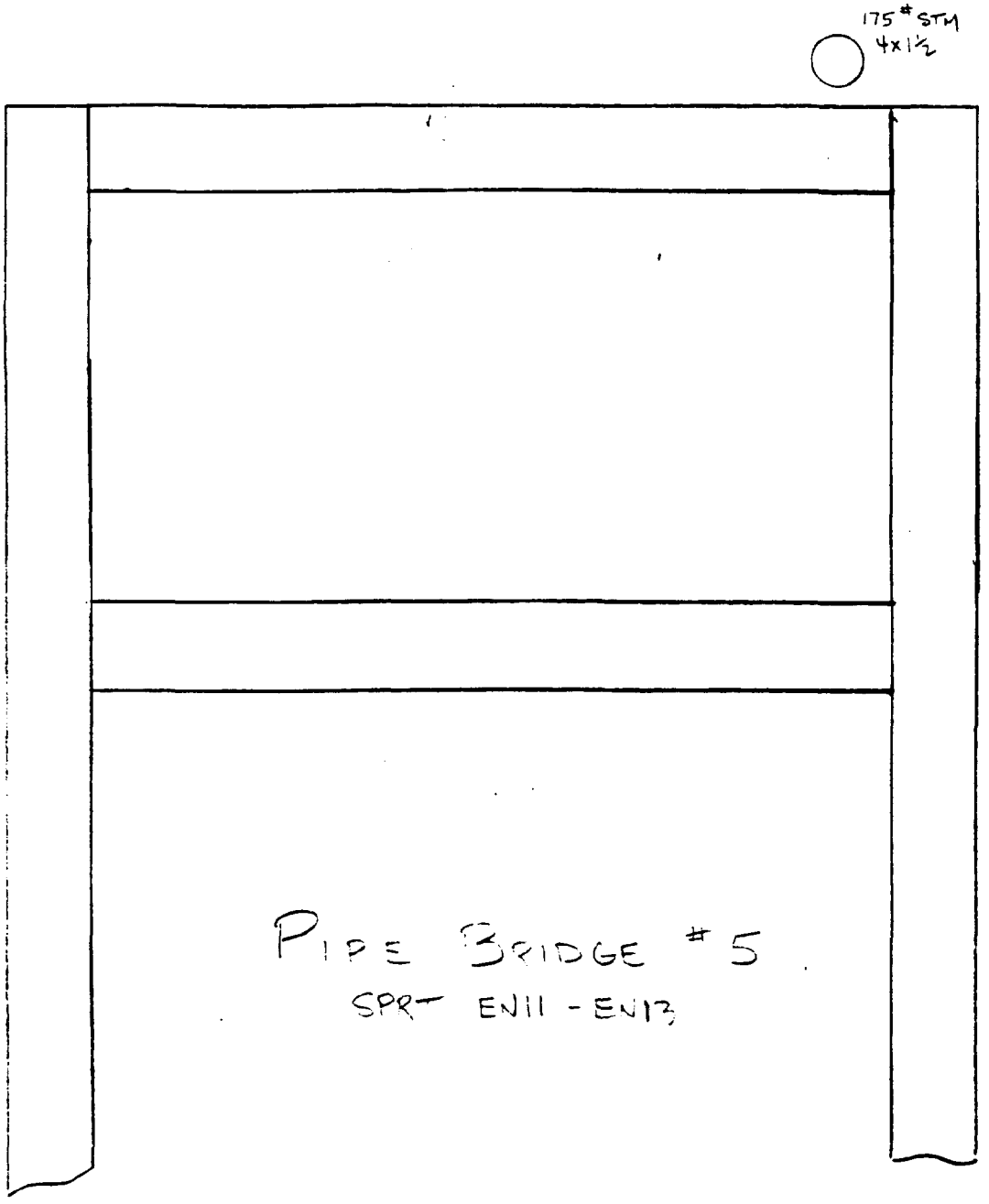

PIPE BRIDGE #5
SPRT EN11 - EN13

DUP 0318823



DUP 0318824

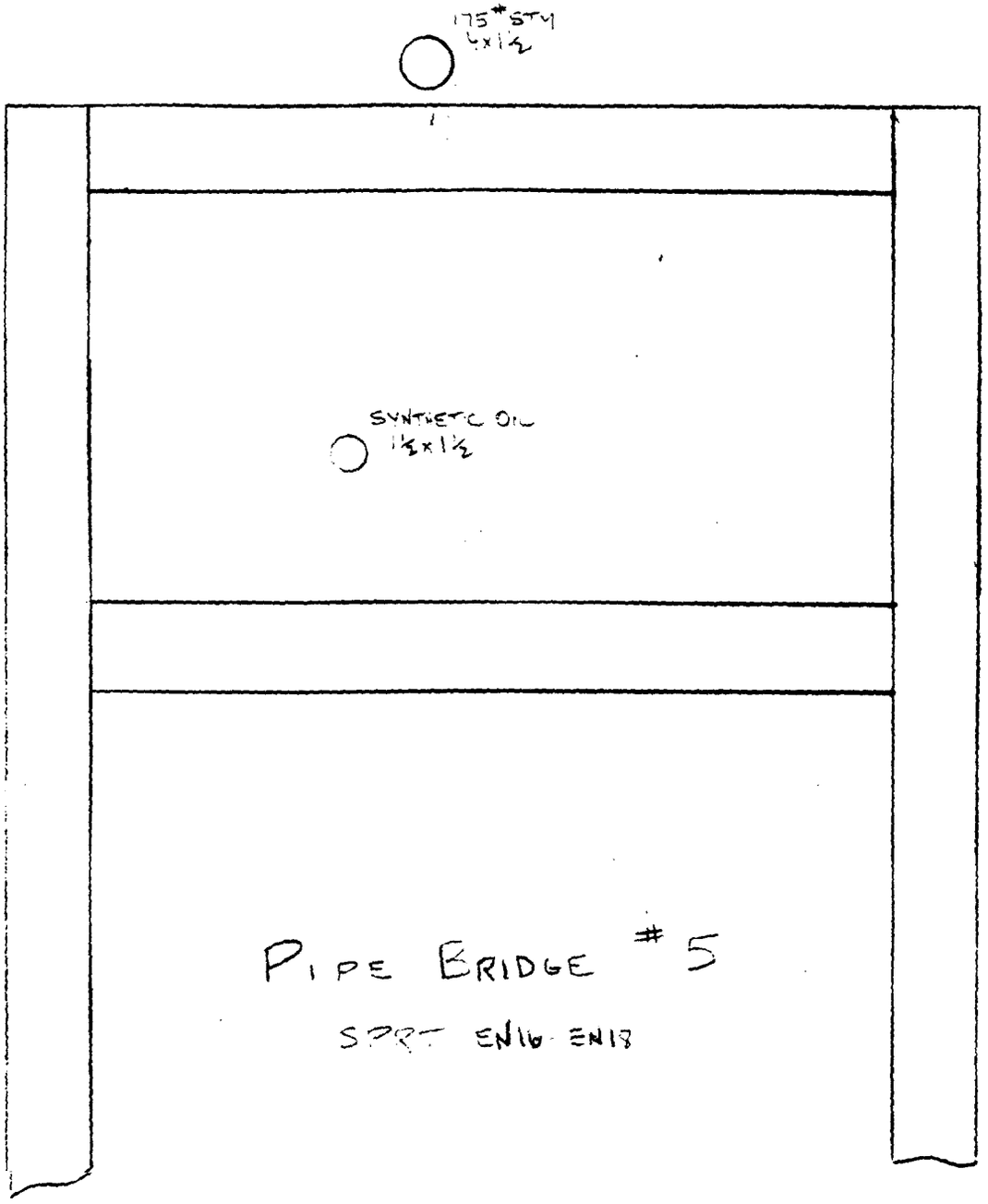
175* STM
4x1½
SYNTHETIC OIL
1½x1½
PIPE BRIDGE #5
SPRT EN16 EN18

DUP 0318825



DUP 0318826



PIPE BRIDGE #5

SORT EN19A-EN24

DUP 0318827

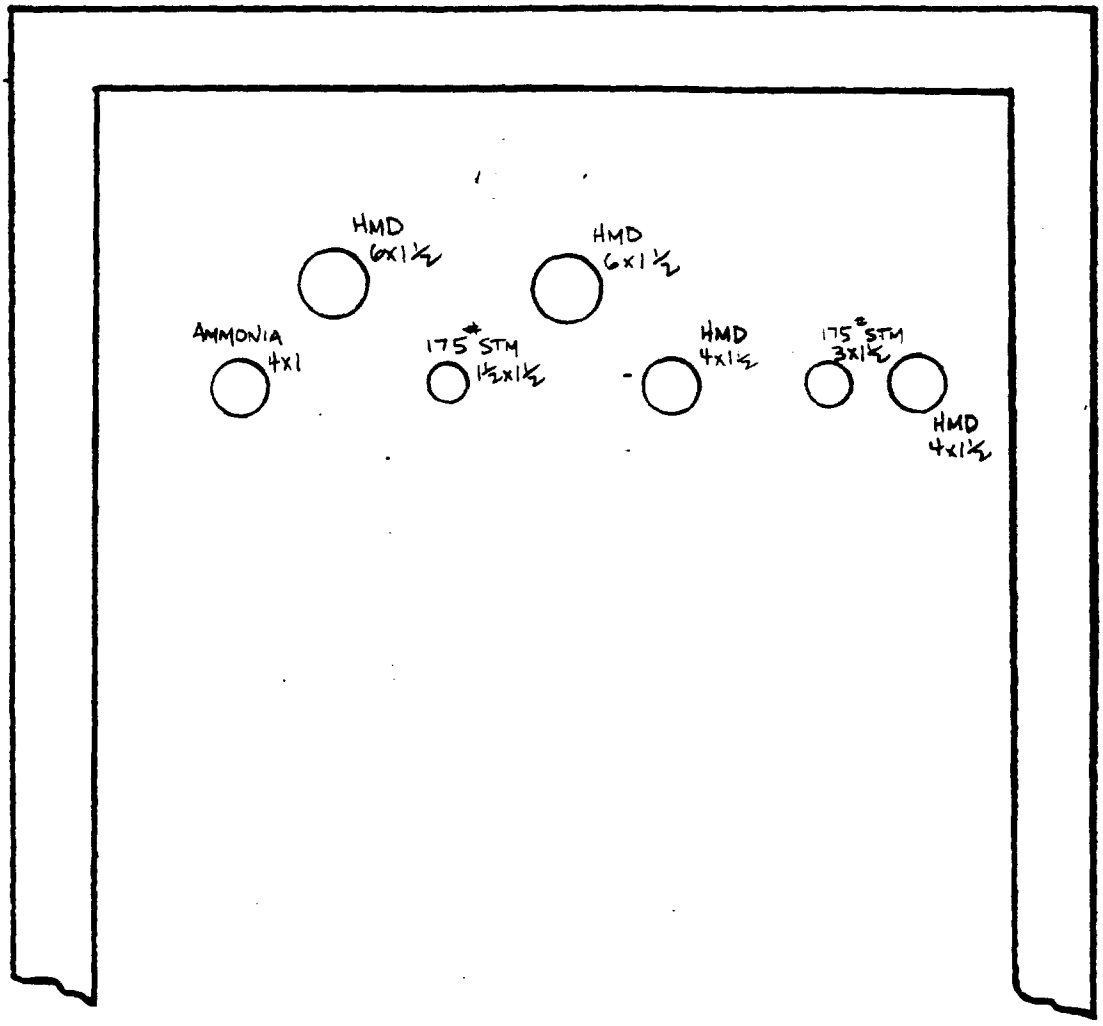

PIPE BRIDGE #5-A

SPRT 2E1 - 2E3

DUP 0318828

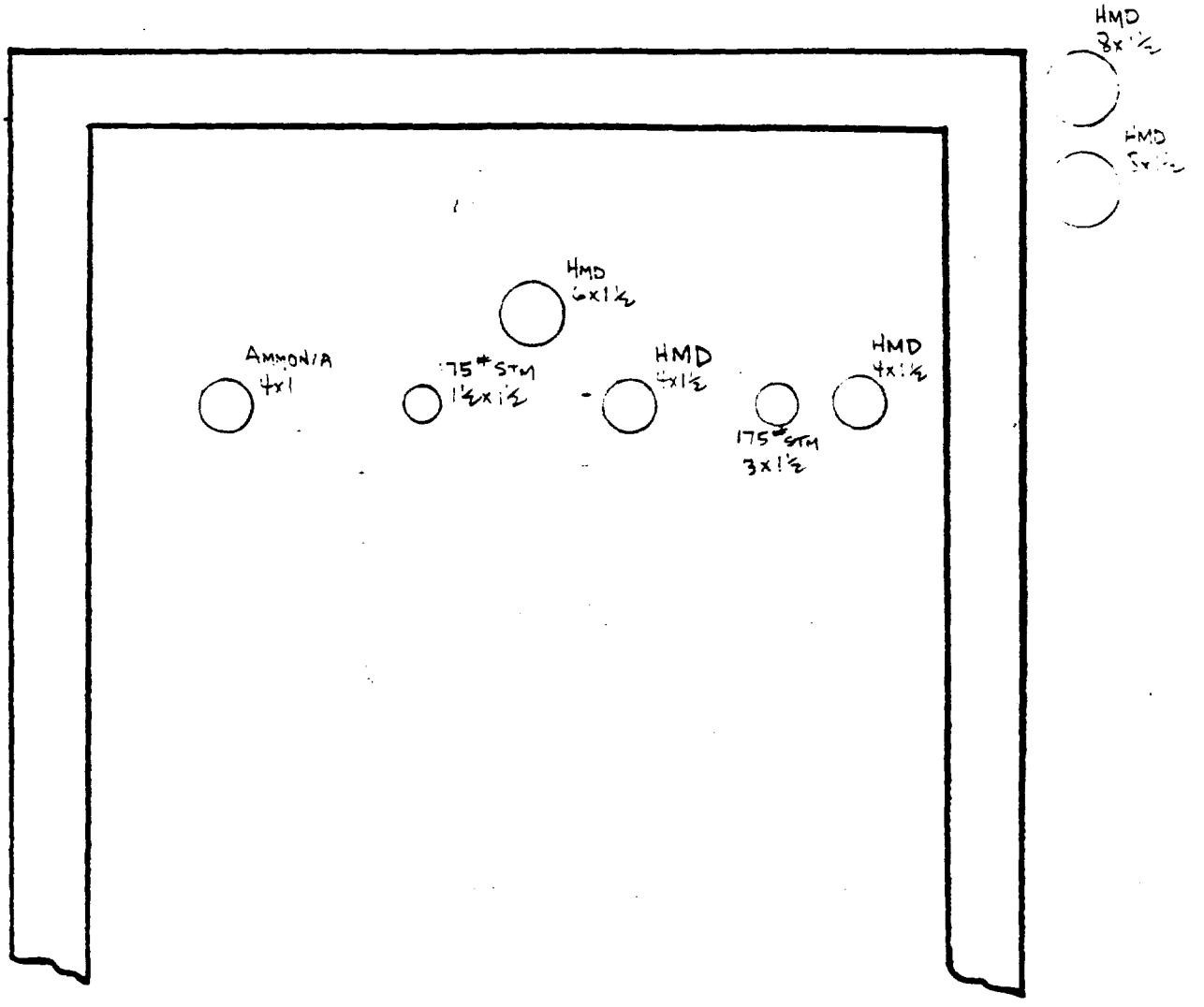

PIPE BRIDGE # 5-A

SPRT 2E4

DUP 0318829

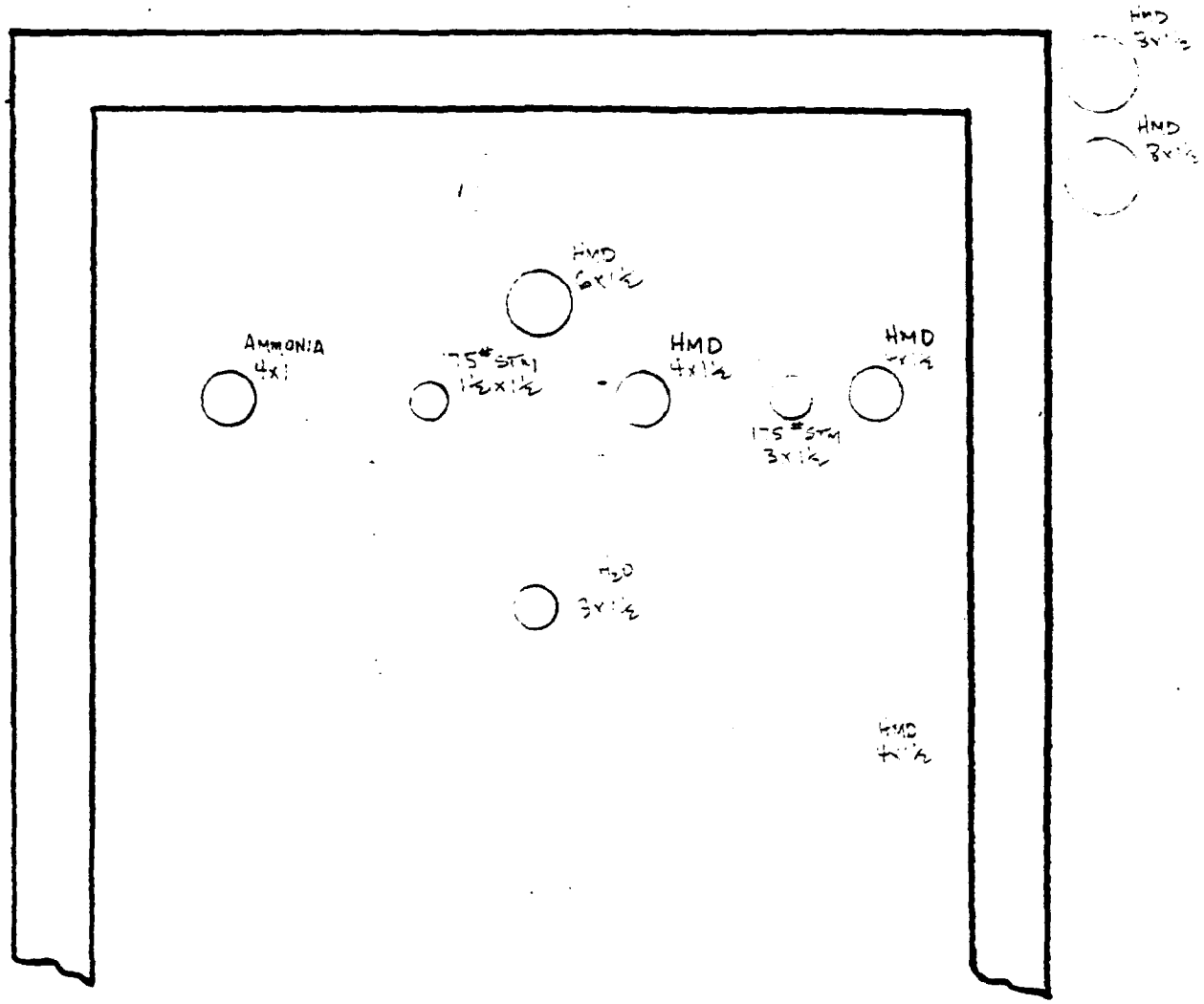

PIPE BRIDGE # 5-A

SPRT 2E5

DUP 0318830

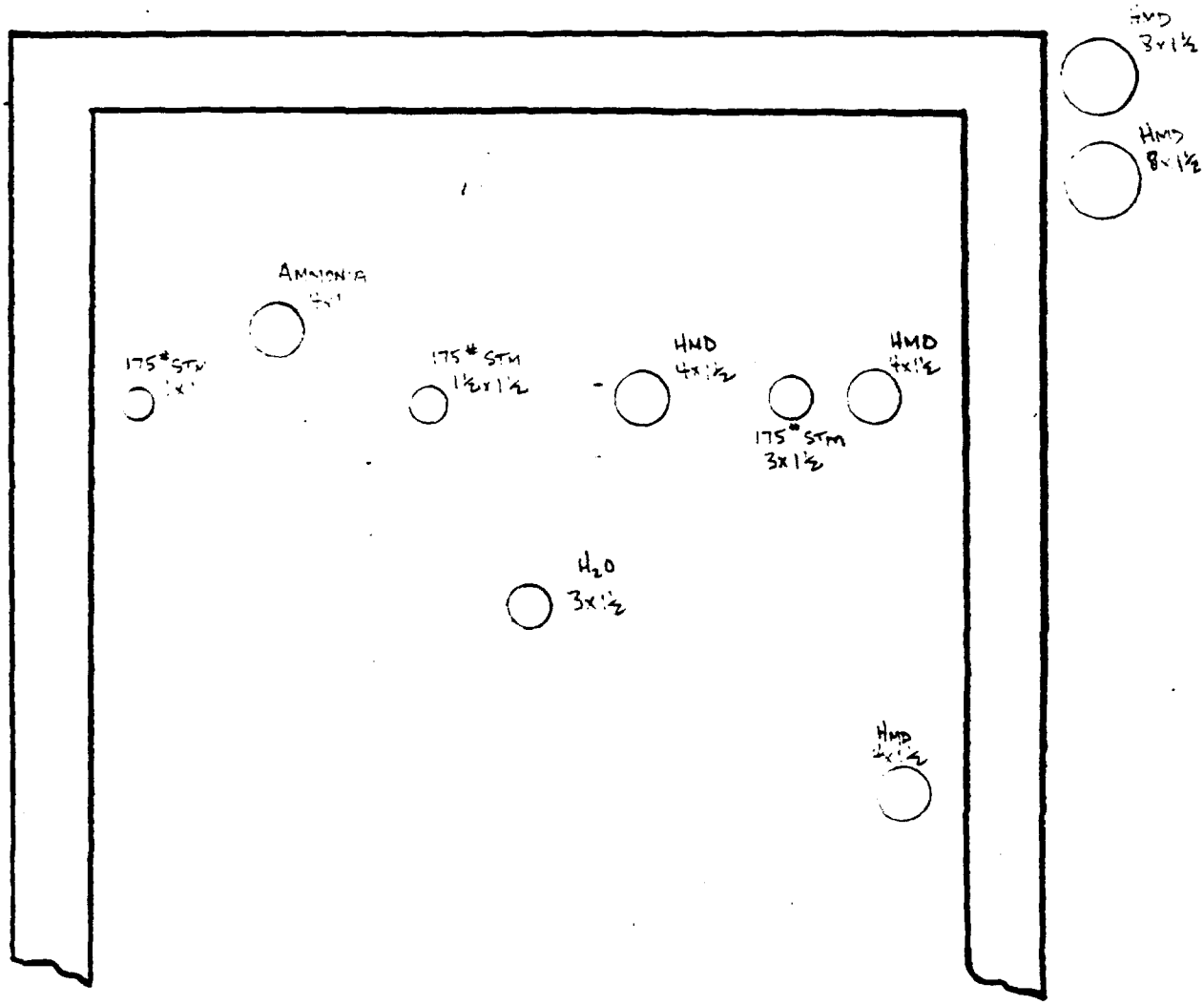

DICE EDGE # 5-A

SPRT 2E6-2E7

DUP 0318831

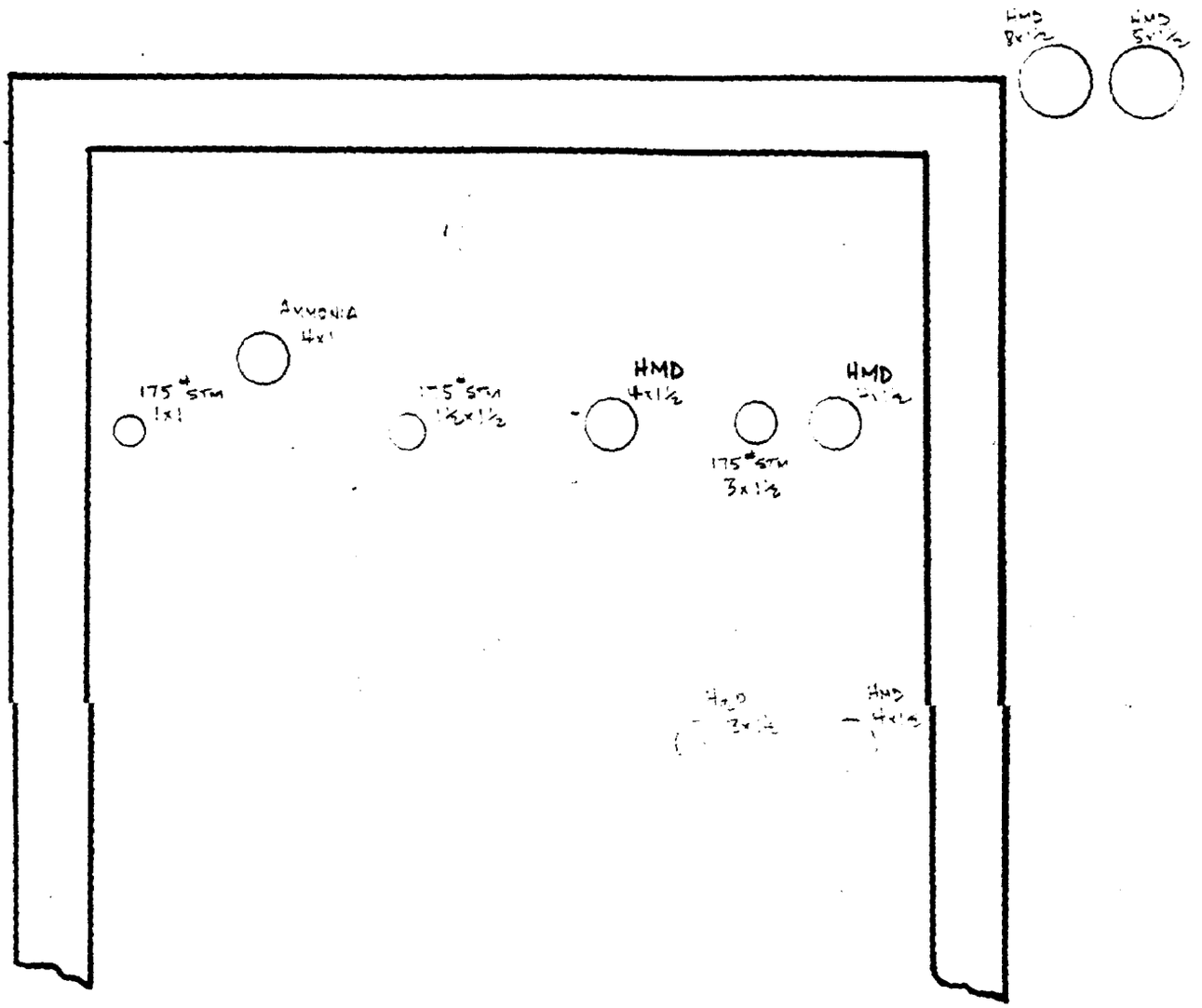

PIPE BRIDGE #5-A

SPRT ZE 8

DUP 0318832

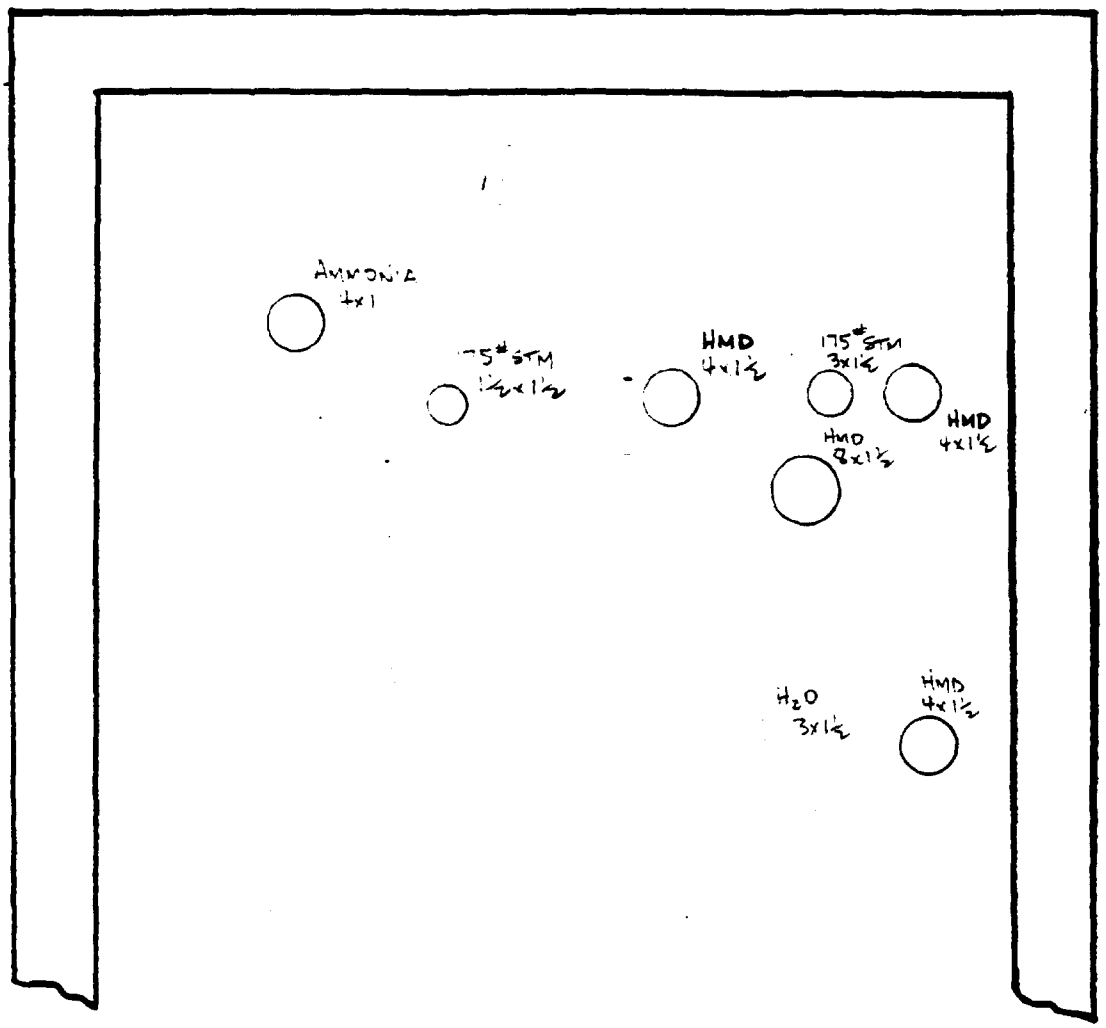

PIPE BRIDGE #5-A

SPRT 2E9 - 2E10

DUP 0318833

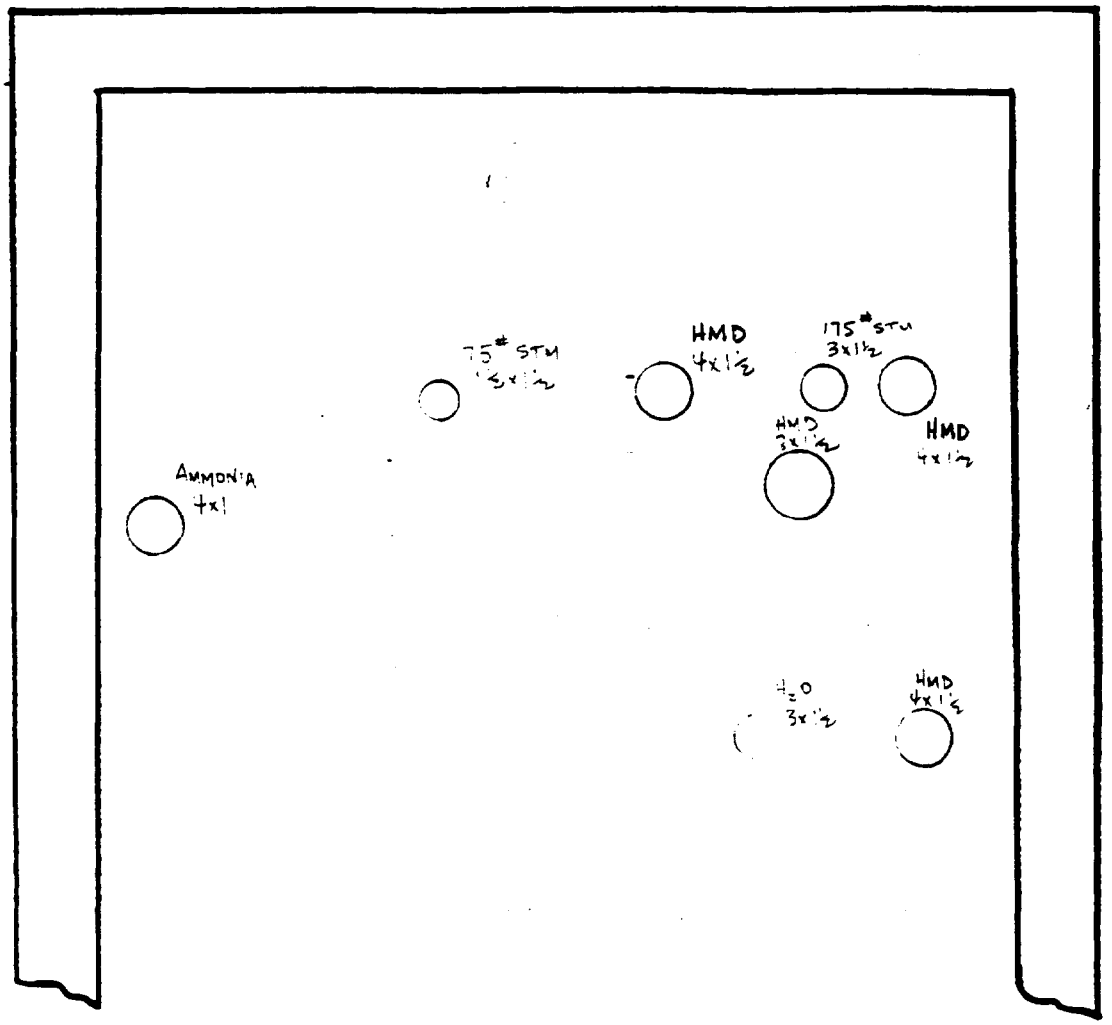

PIPE BRIDGE #5-A

SORT 2E11

DUP 0318834

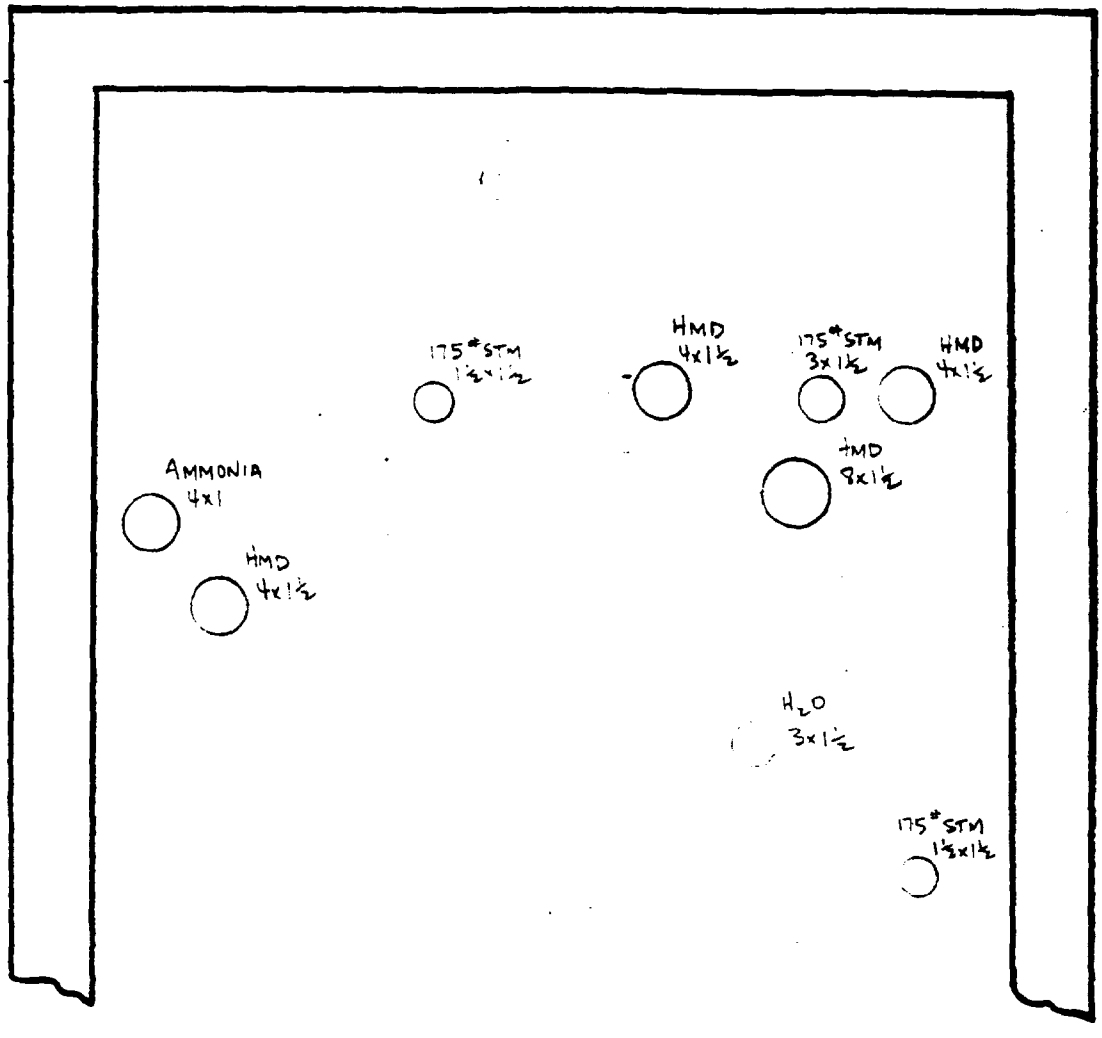

PIPE BRIDGE # 5-A

SPRT 2 E 12

DUP 0318835

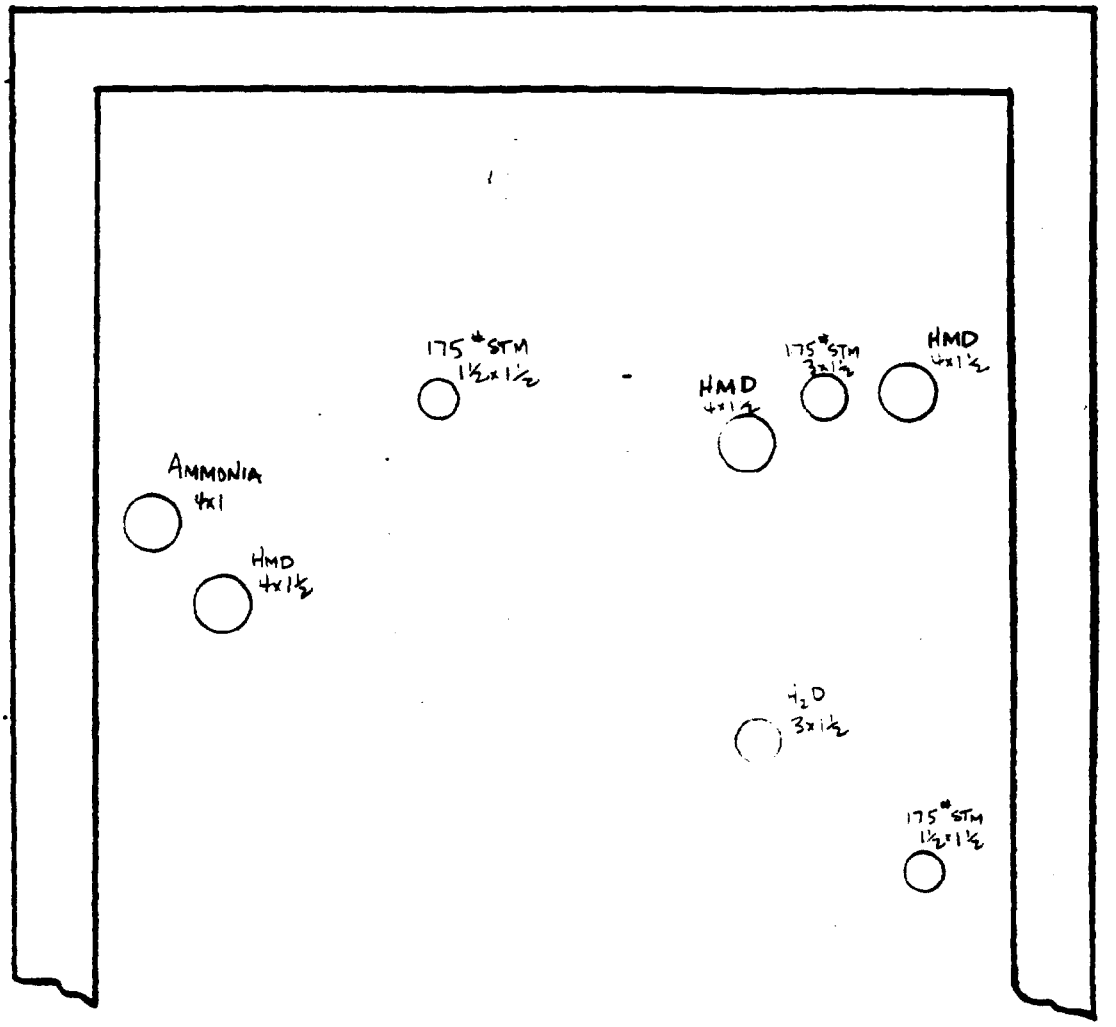

PIPE BRIDGE # 5-A

SPRT 2E13-2E14

DUP 0318836

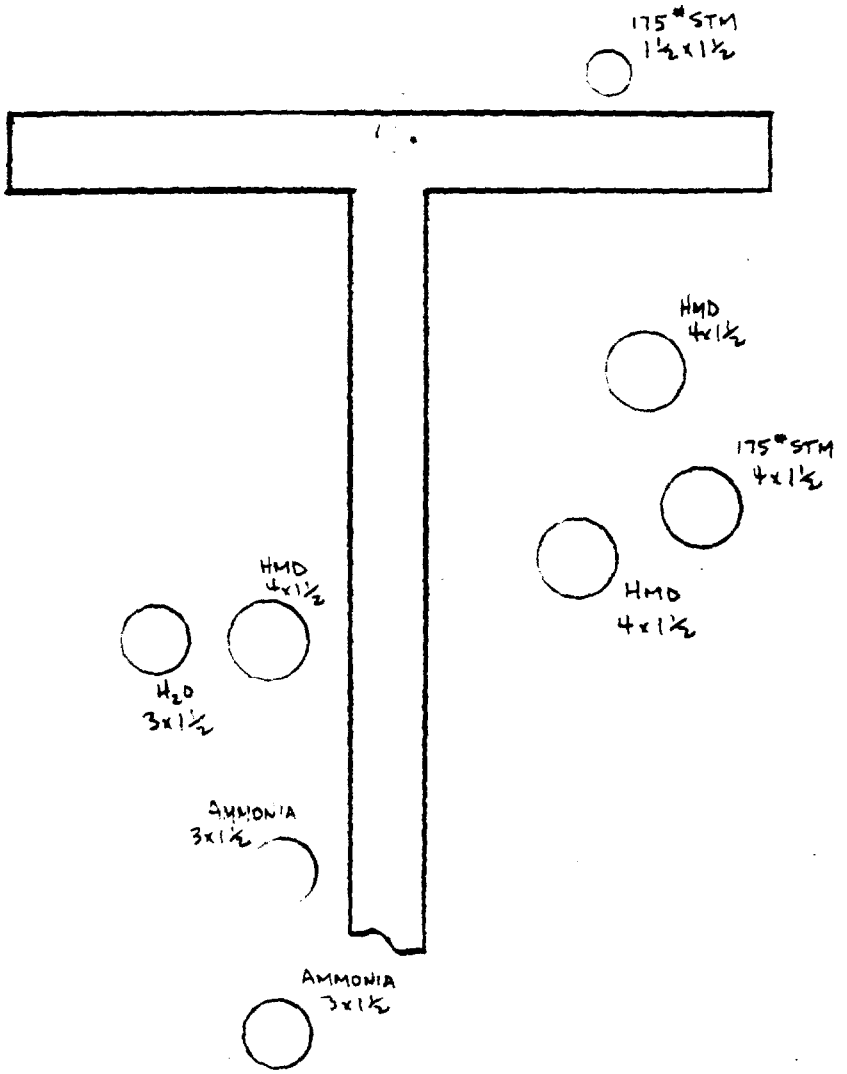

PIPE BRIDGE # 5-A

SPRT 2E15 - 2E16

DUP 0318837

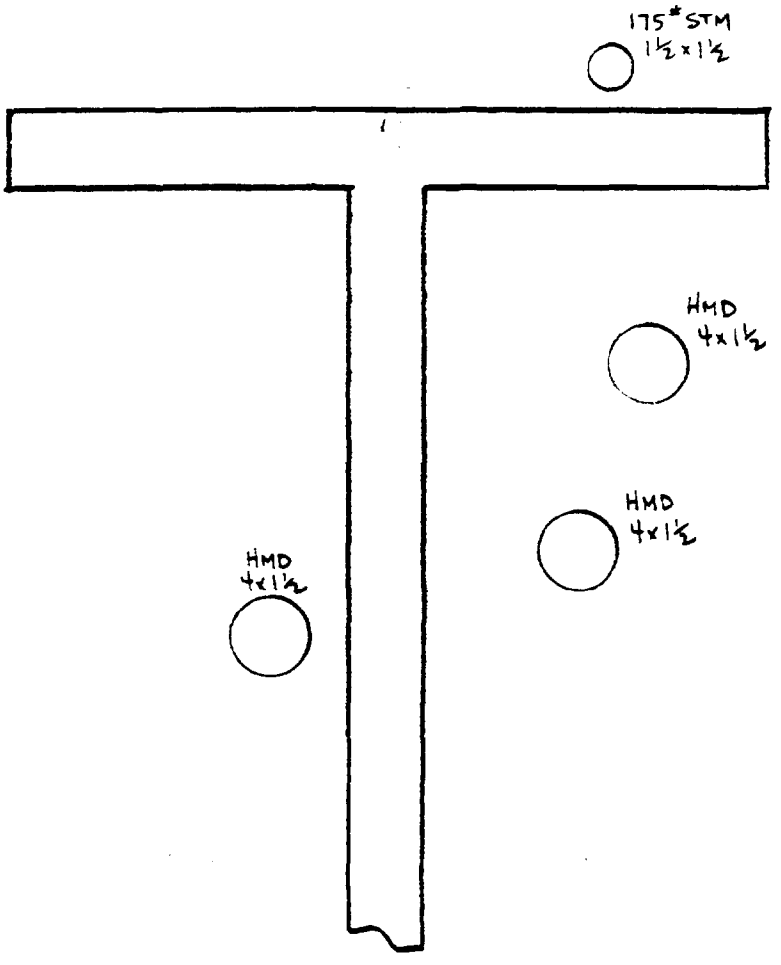

PIPE BRIDGE #5-A

SPRT 2E17

DUP 0318838

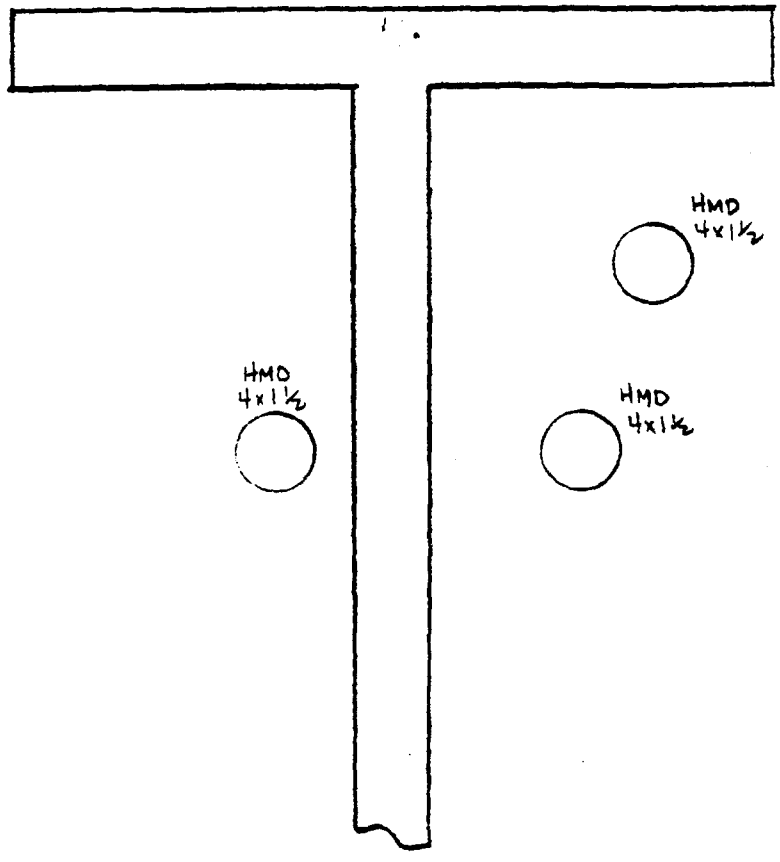

PIPE BRIDGE #5-A

SPRT 2E18-2E21

DUP 0318839

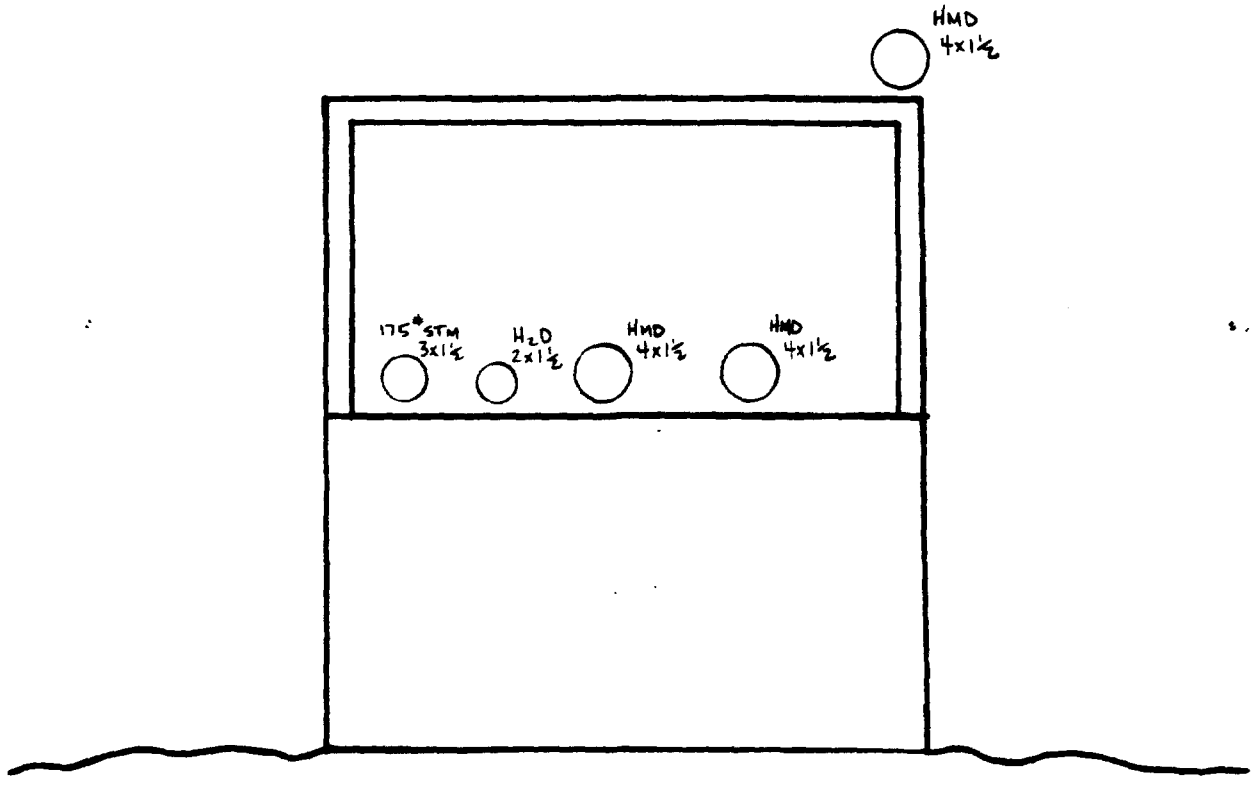

PIPE BRIDGE # 5-A

SPRT 2E27 - 2E40

DUP 0318840

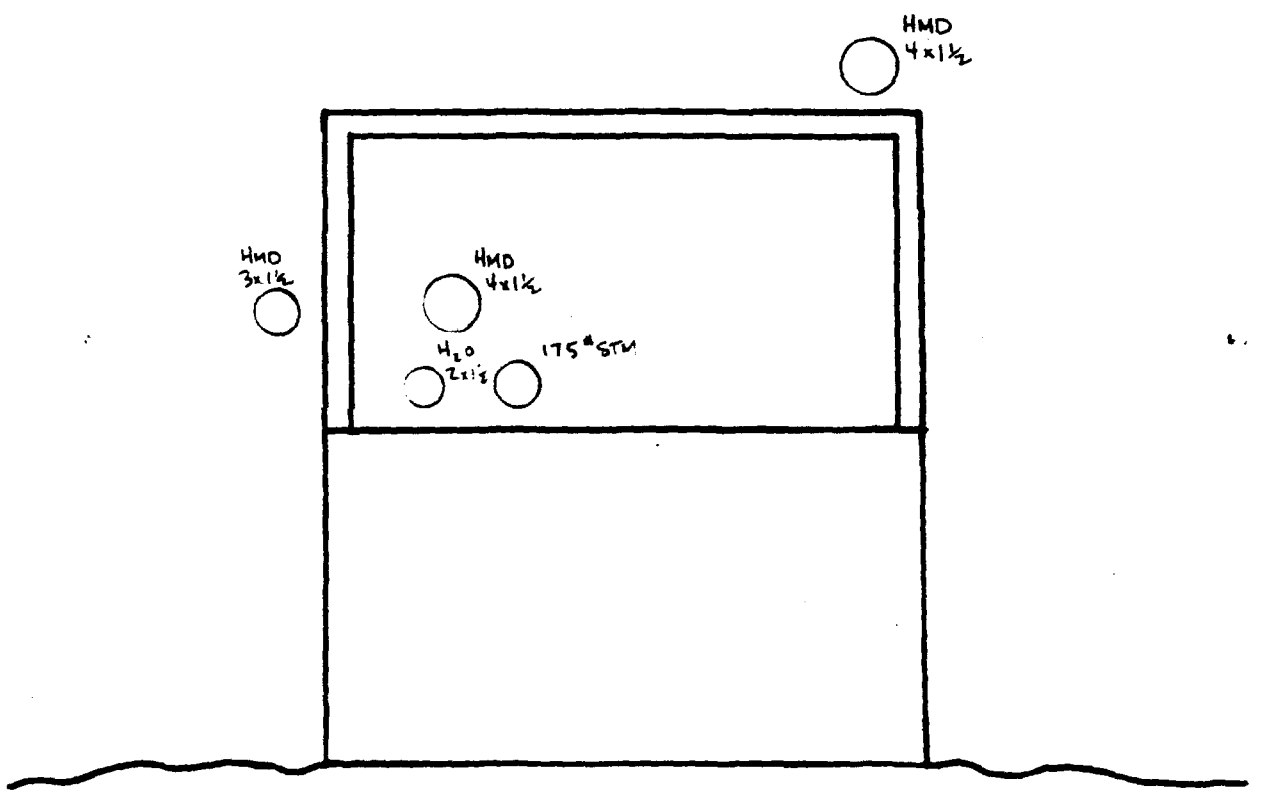

PIPE BRIDGE #5-A

SPRT 2E41

DUP 0318841

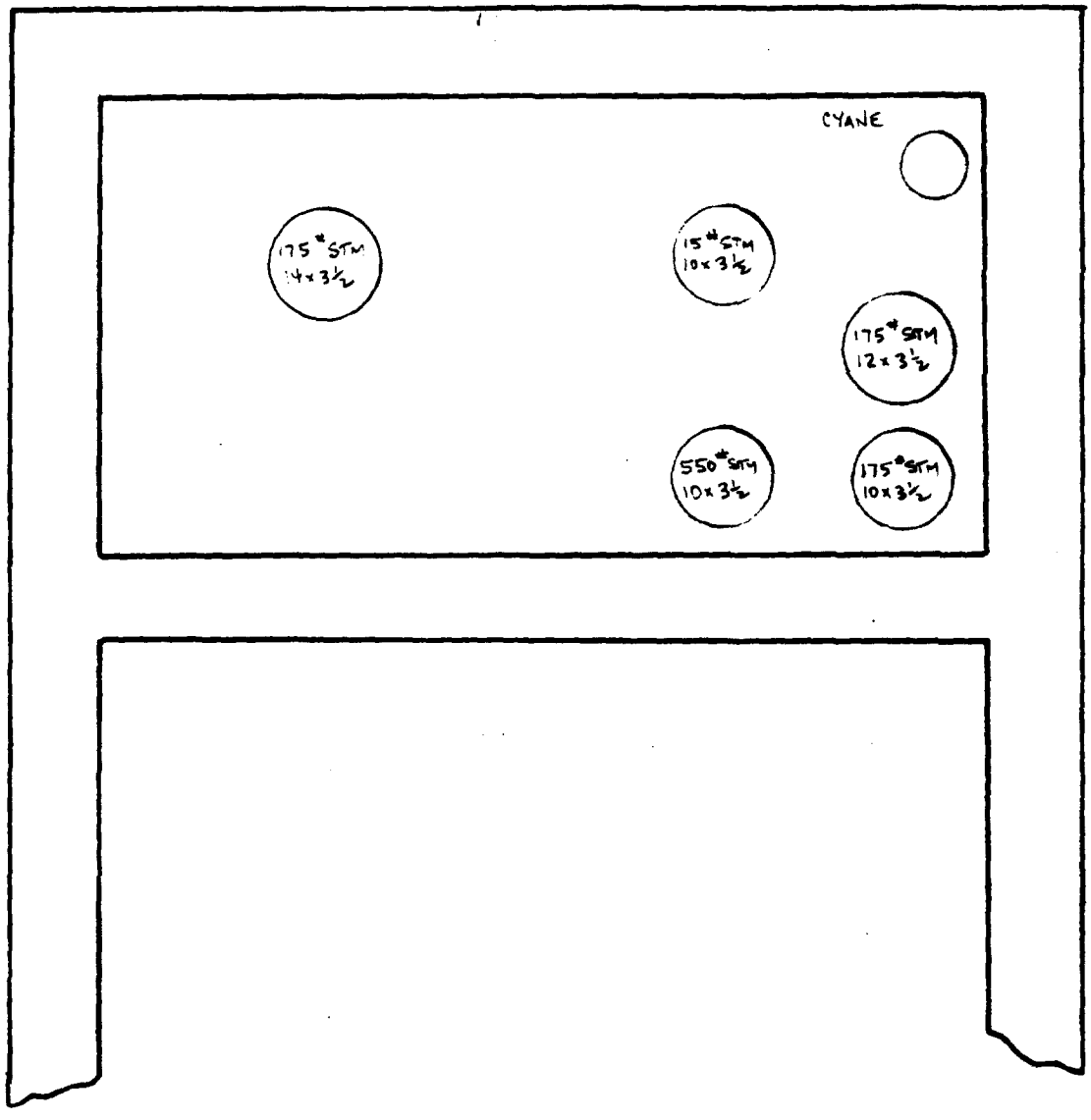

PIPE BRIDGE # 6

SPRT FN1 - FN2

DUP 0318842

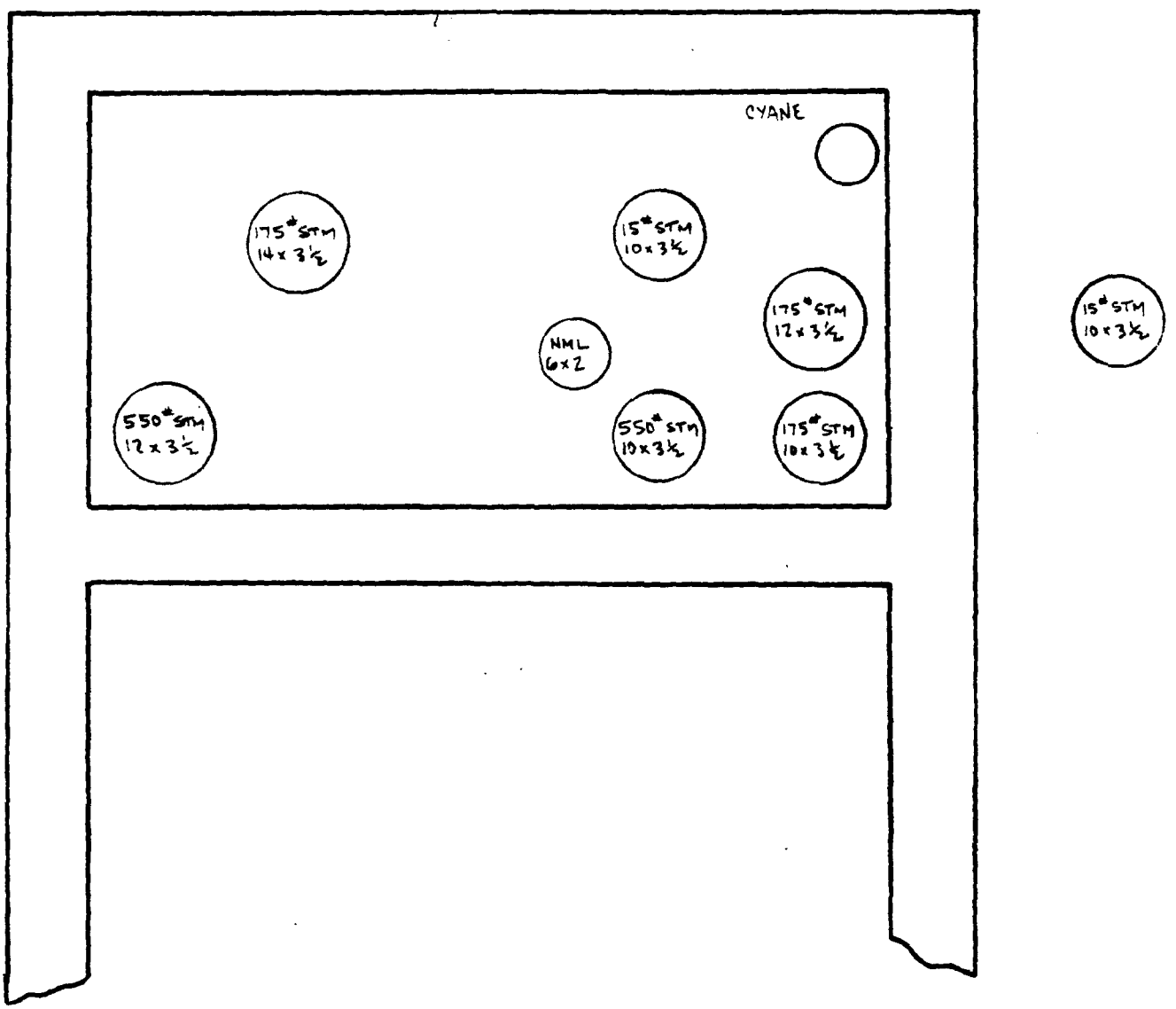

PIPE BRIDGE #6

SPRT FN3-FN4

DUP 0318843

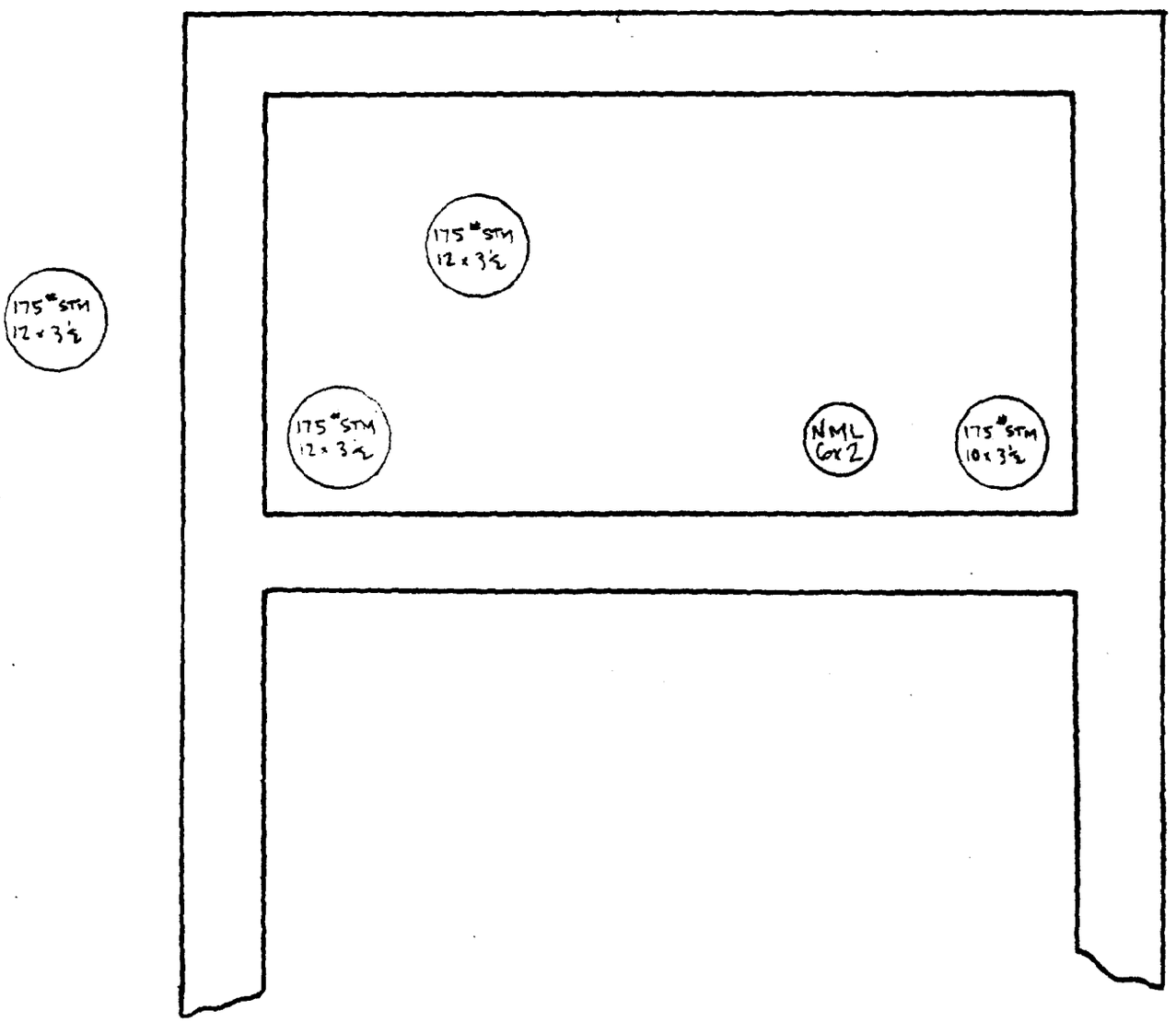

PIPE BRIDGE #6

SPRT FN 5

DUP 0318844

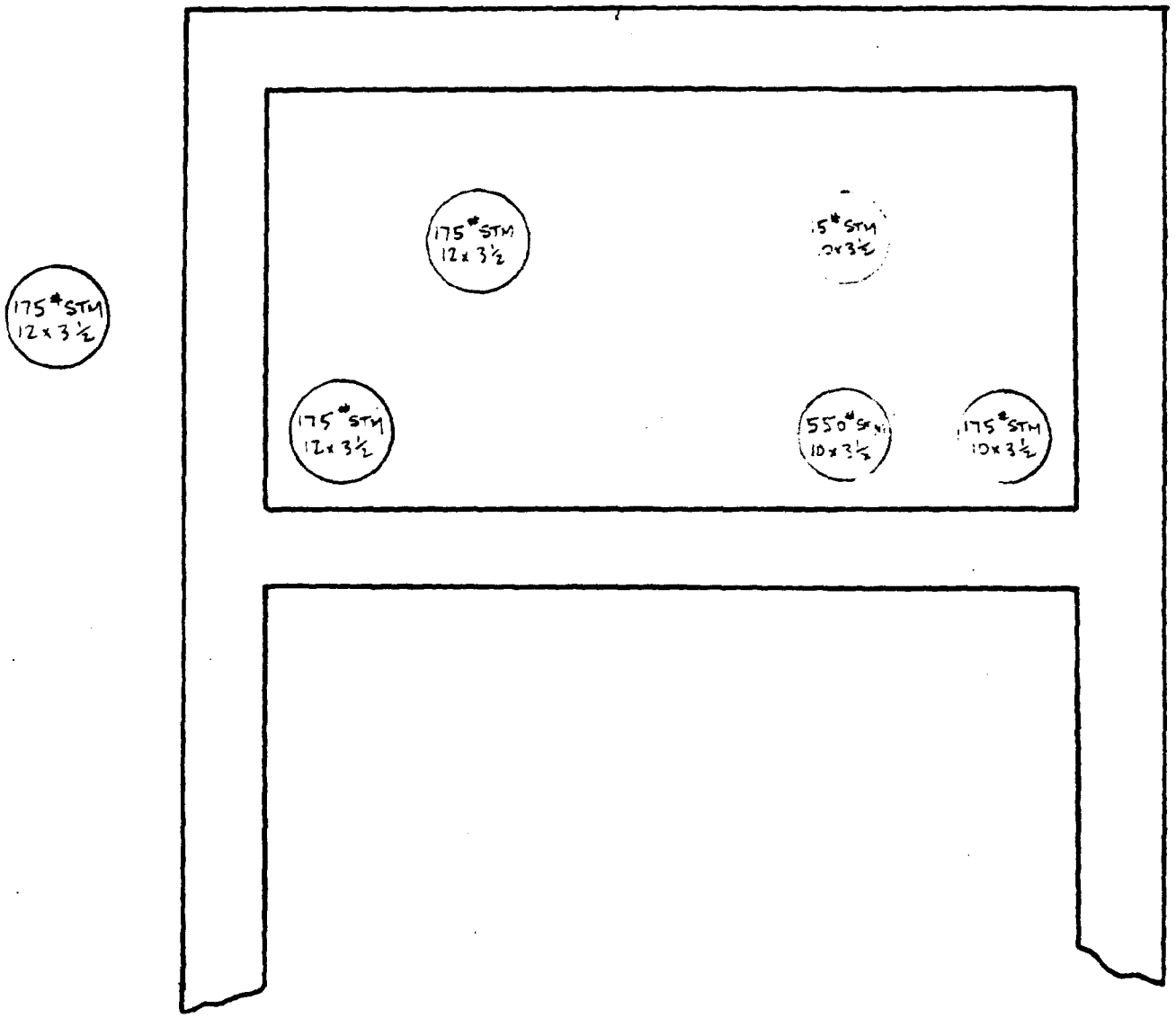

SIDE BRIDGE # 6

SPRT FN 6

DUP 0318845

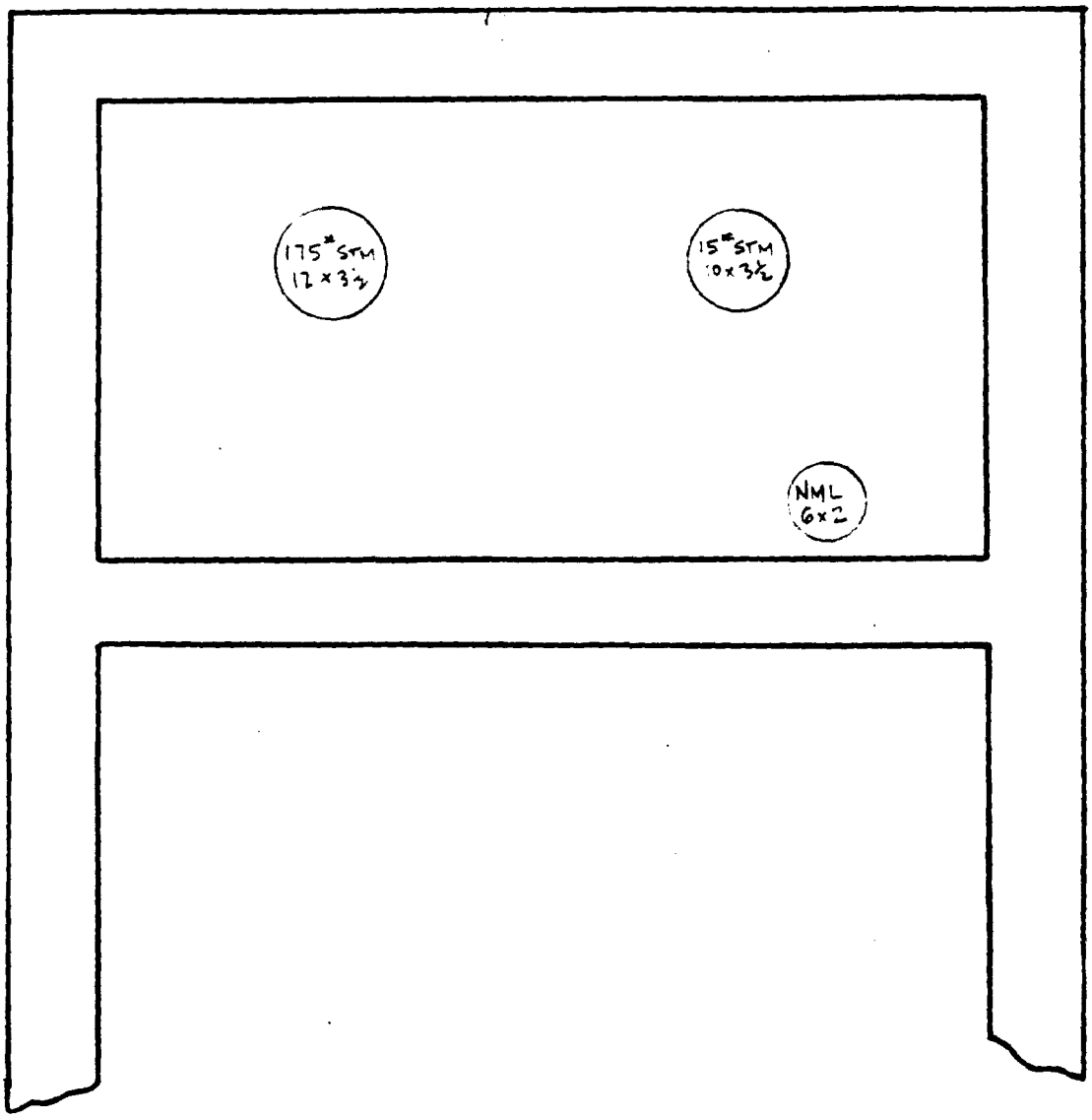

PIPE BRIDGE #6

SPRT FN7 · FN9

DUP 0318846

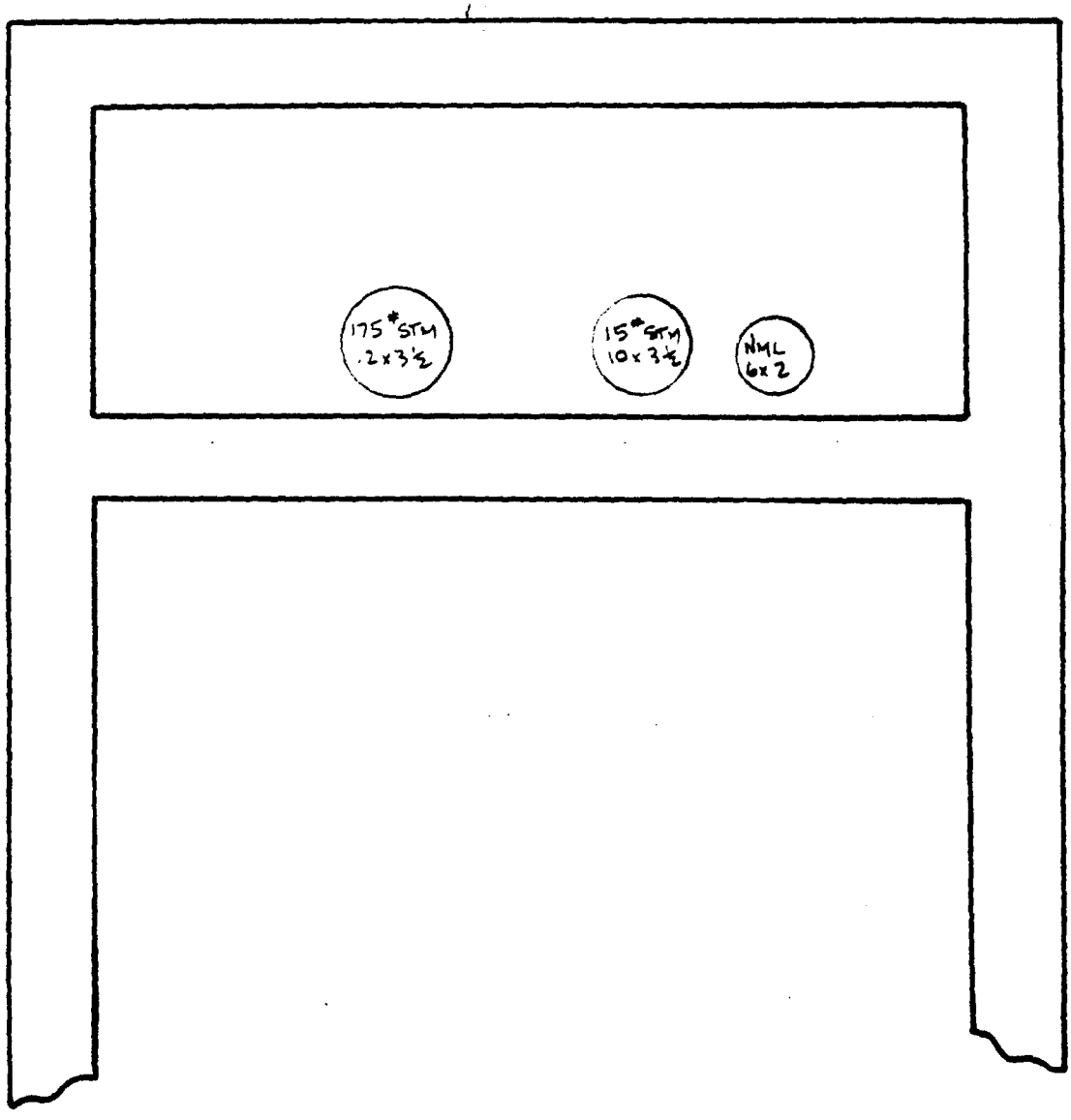

PIPE BRIDGE #6

SEPT FN10-FN11

DUP 0318847

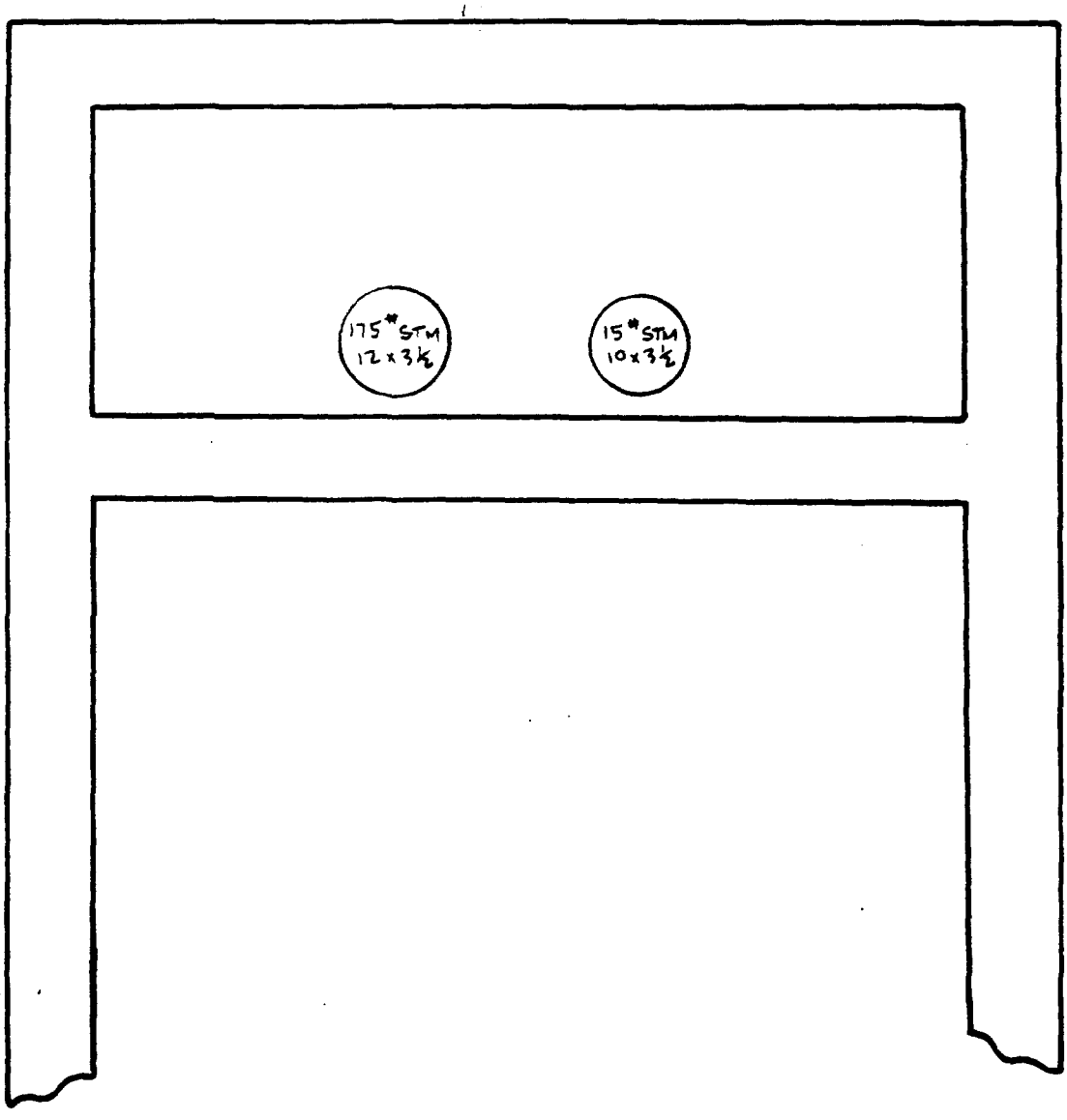

PIPE BRIDGE #6

SPRT FN12 - FN13

DUP 0318848

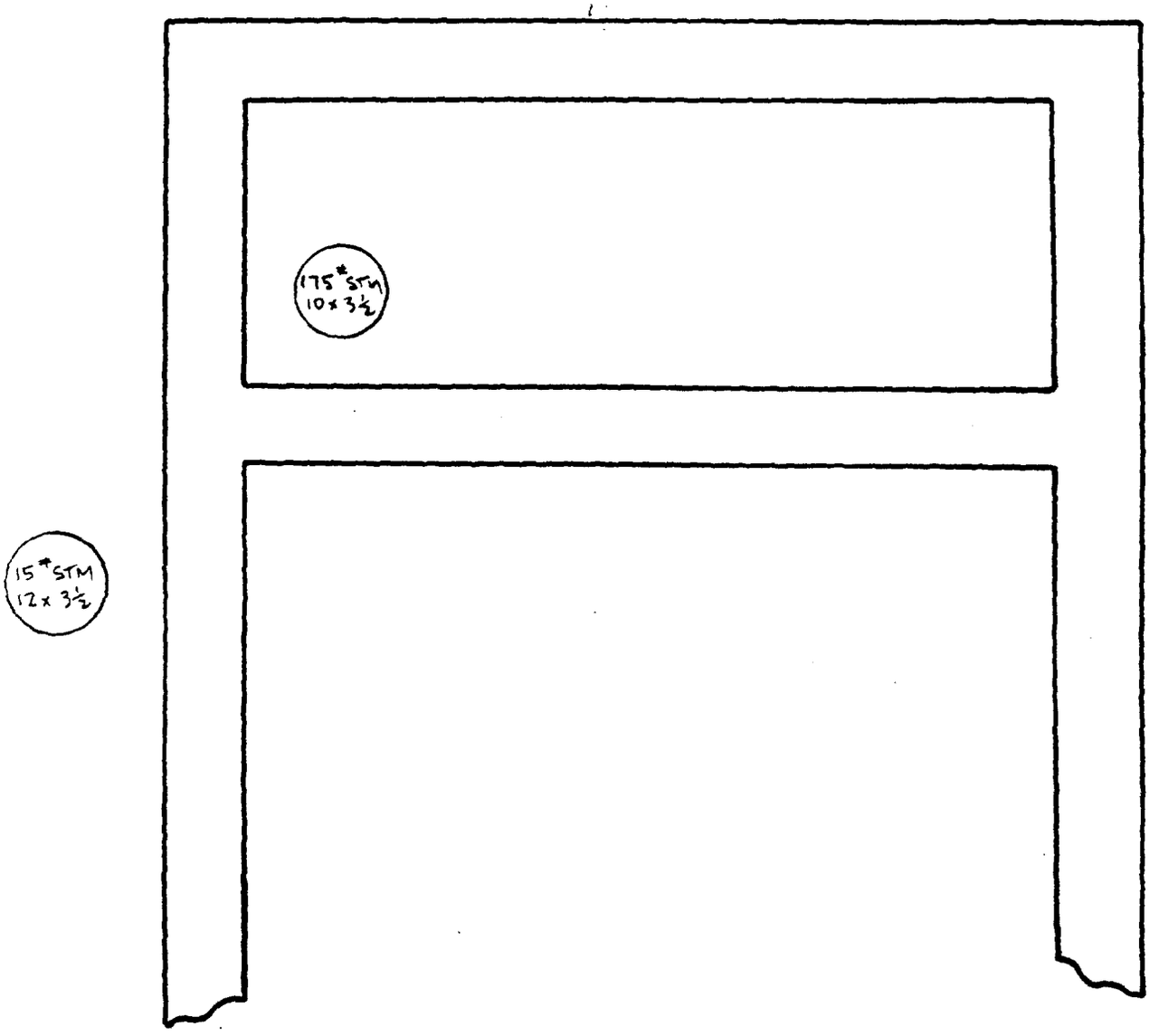

PIPE BRIDGE #6

SPRT FN14-FN16

DUP 0318849

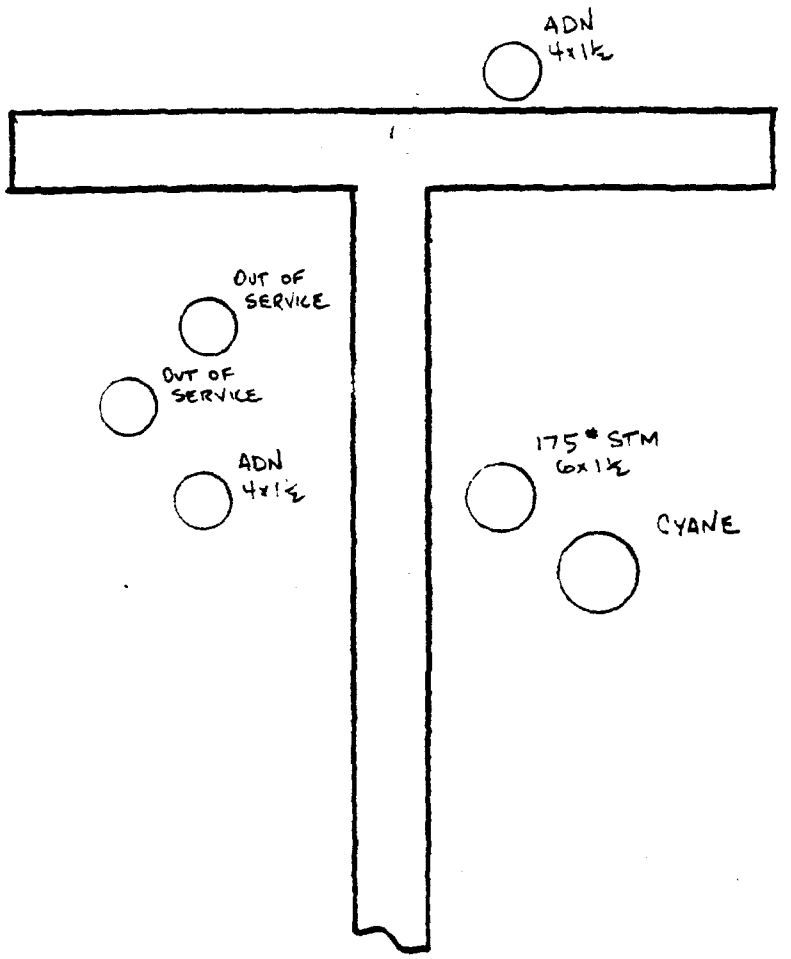

PIPE BRIDGE # 7

SDRT BS1-BS3

DUP 0318850

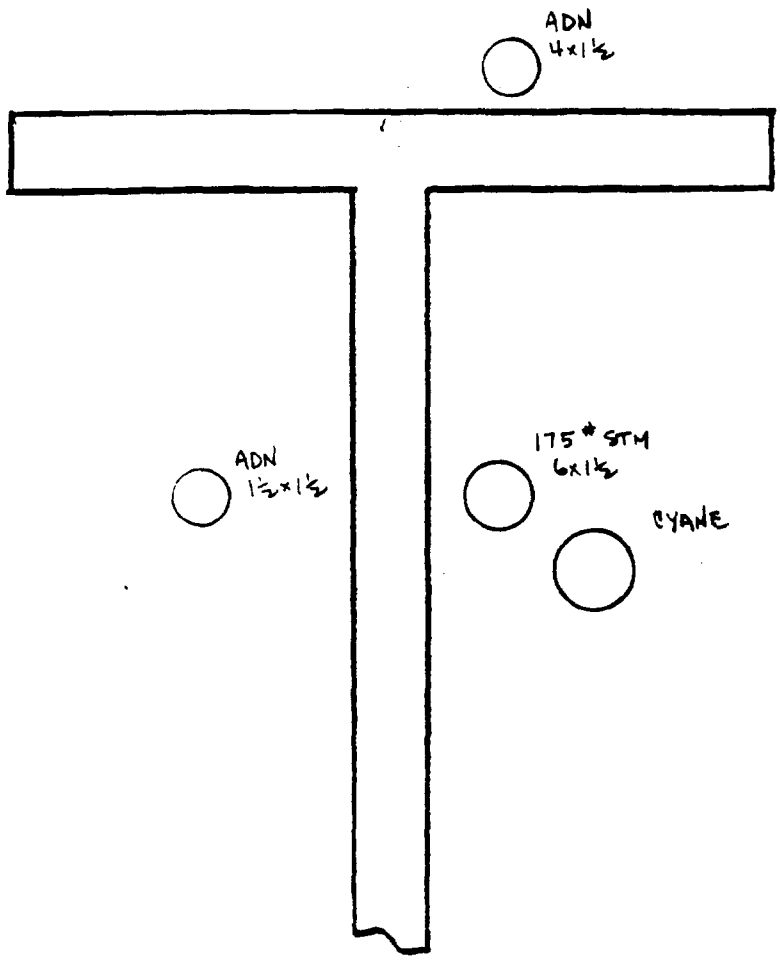

PIPE BRIDGE # 7

SPRT BS 4 - BS 67

DUP 0318851

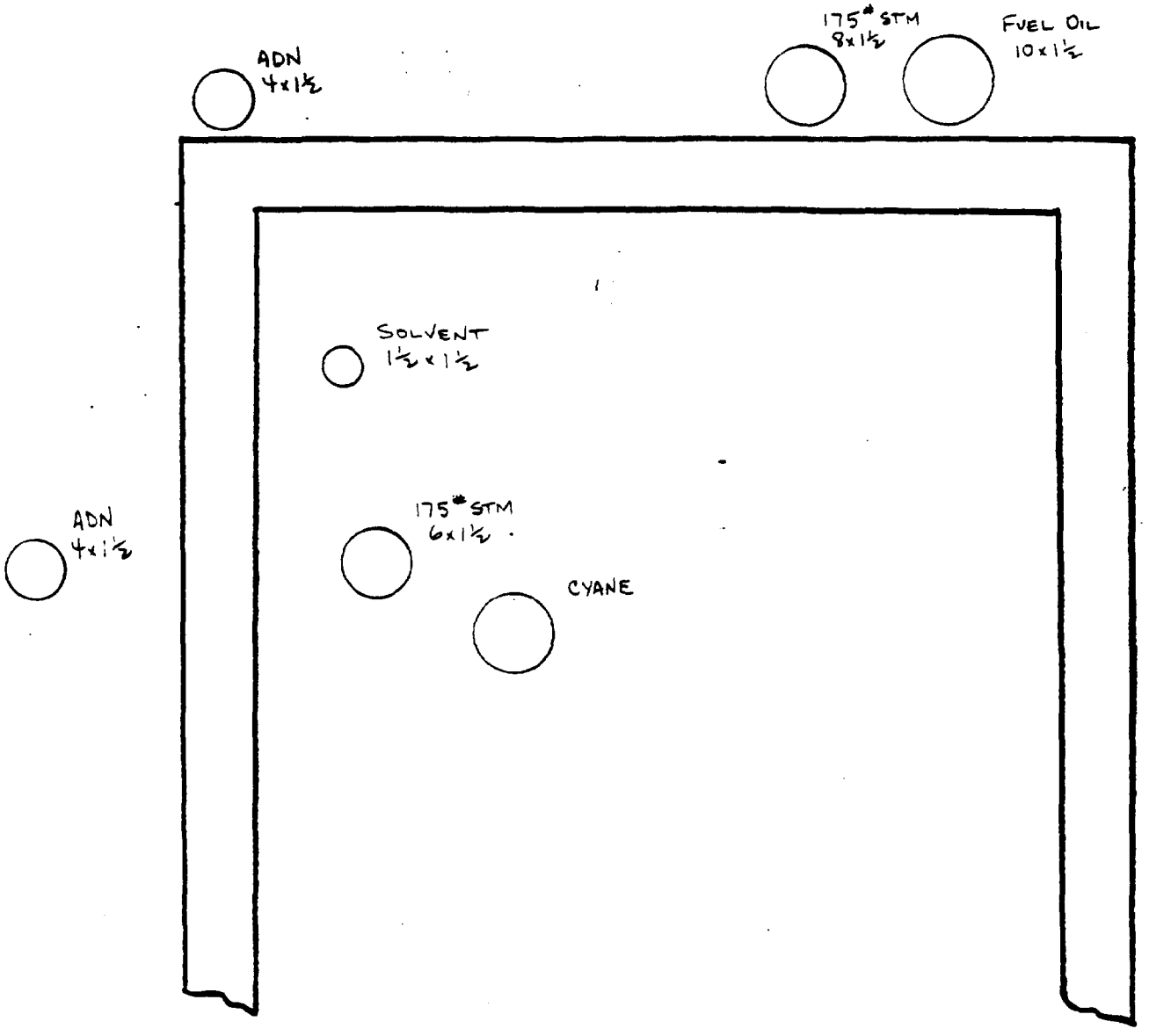

PIPE BRIDGE #7

SPRT 3568-3579

DUP 0318852

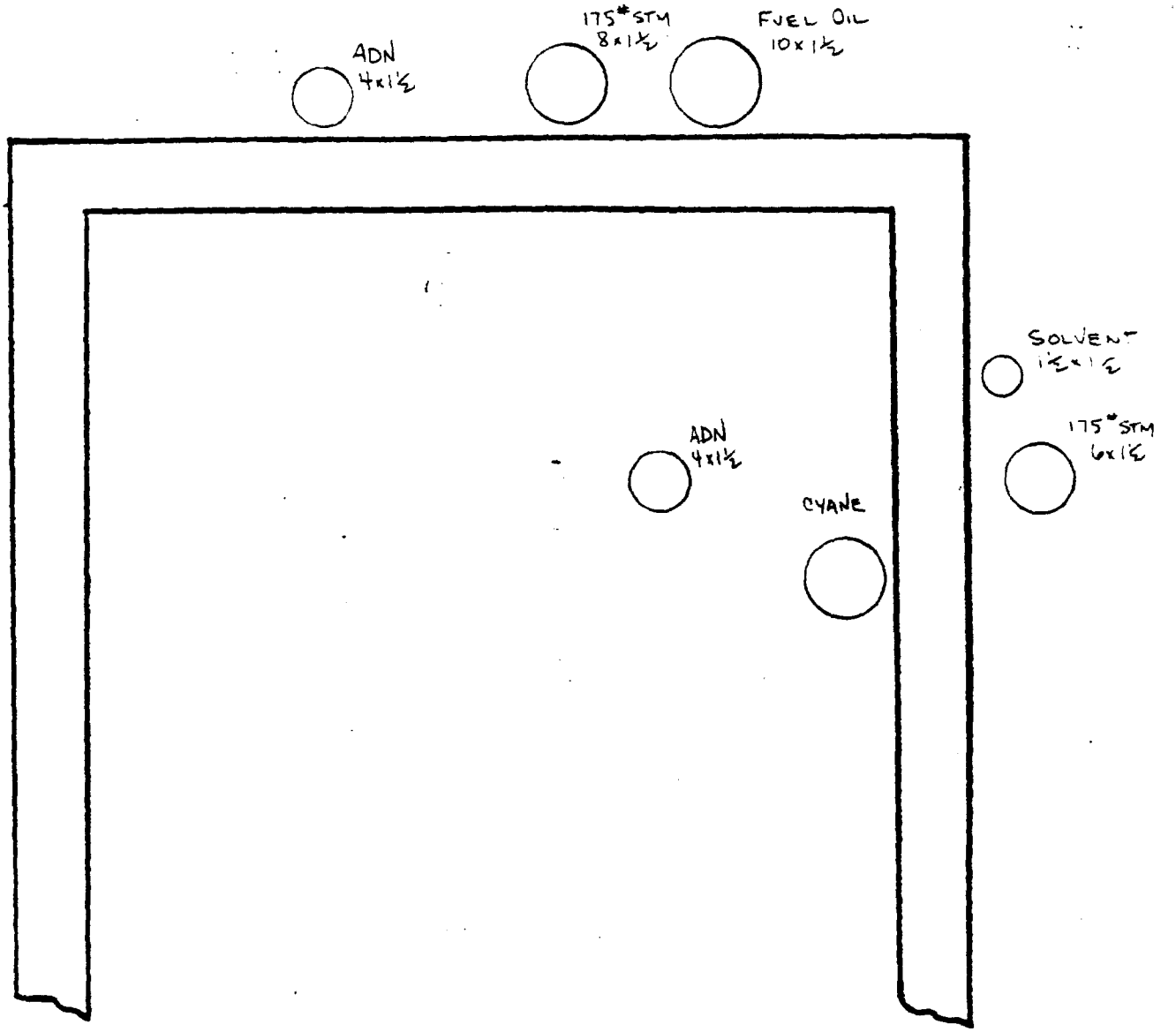

PIPE BRIDGE # 7

SEE BS80 - BS 85

DUP 0318853

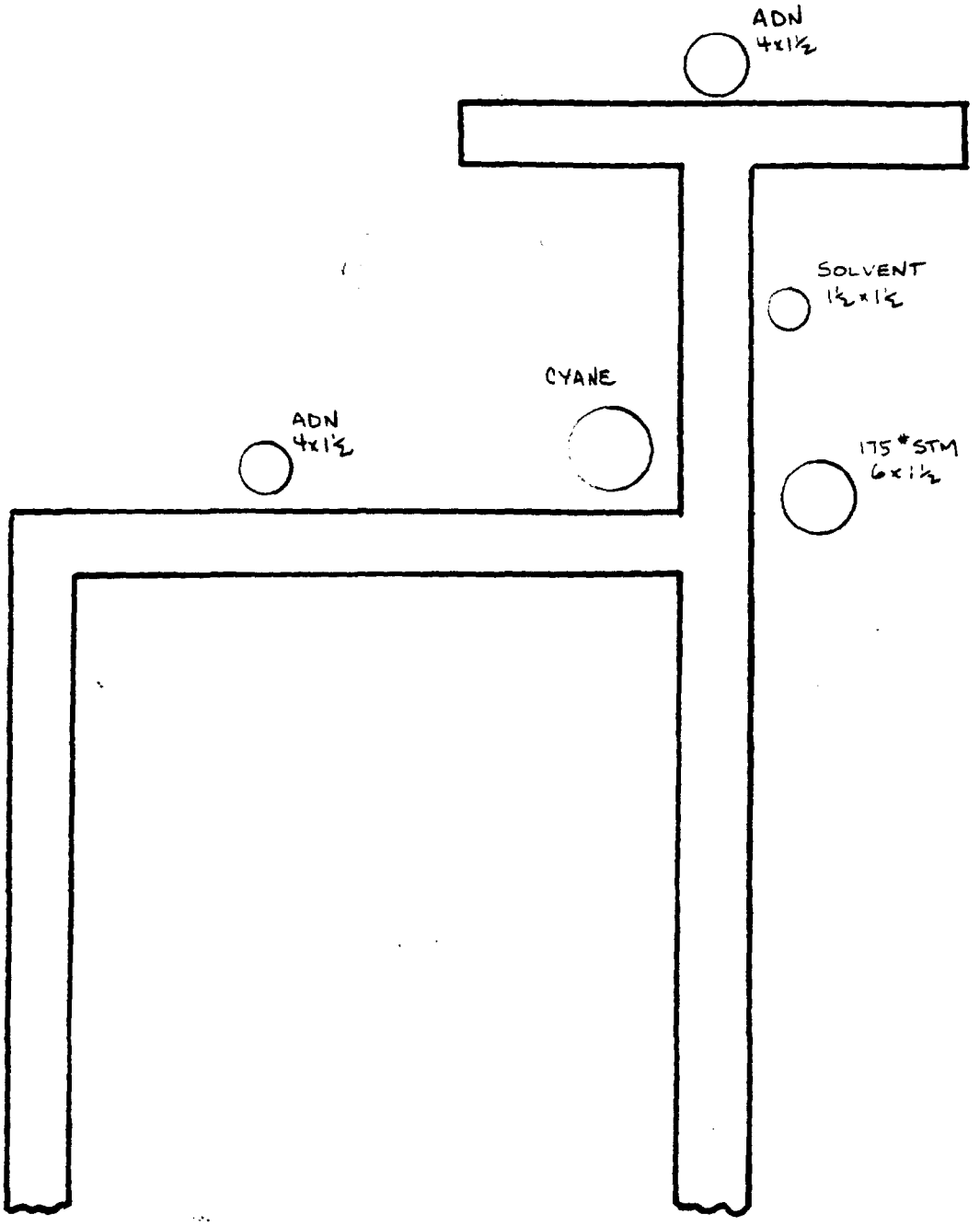

PIPE BRIDGE # 7

SPRT BS 86 - BS 90

DUP 0318854

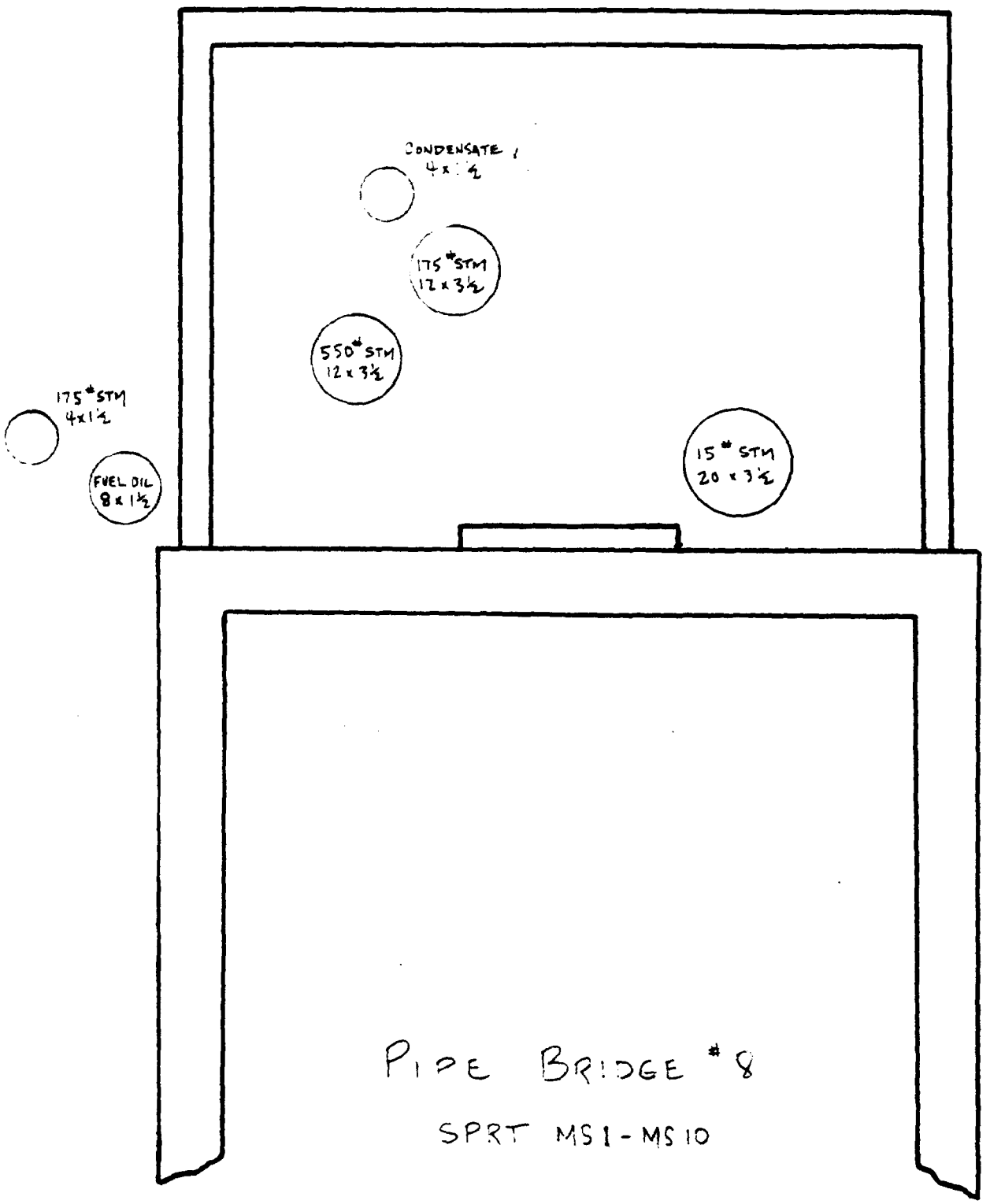

PIPE BRIDGE # 8

SPRT MS1 - MS10

DUP 0318855

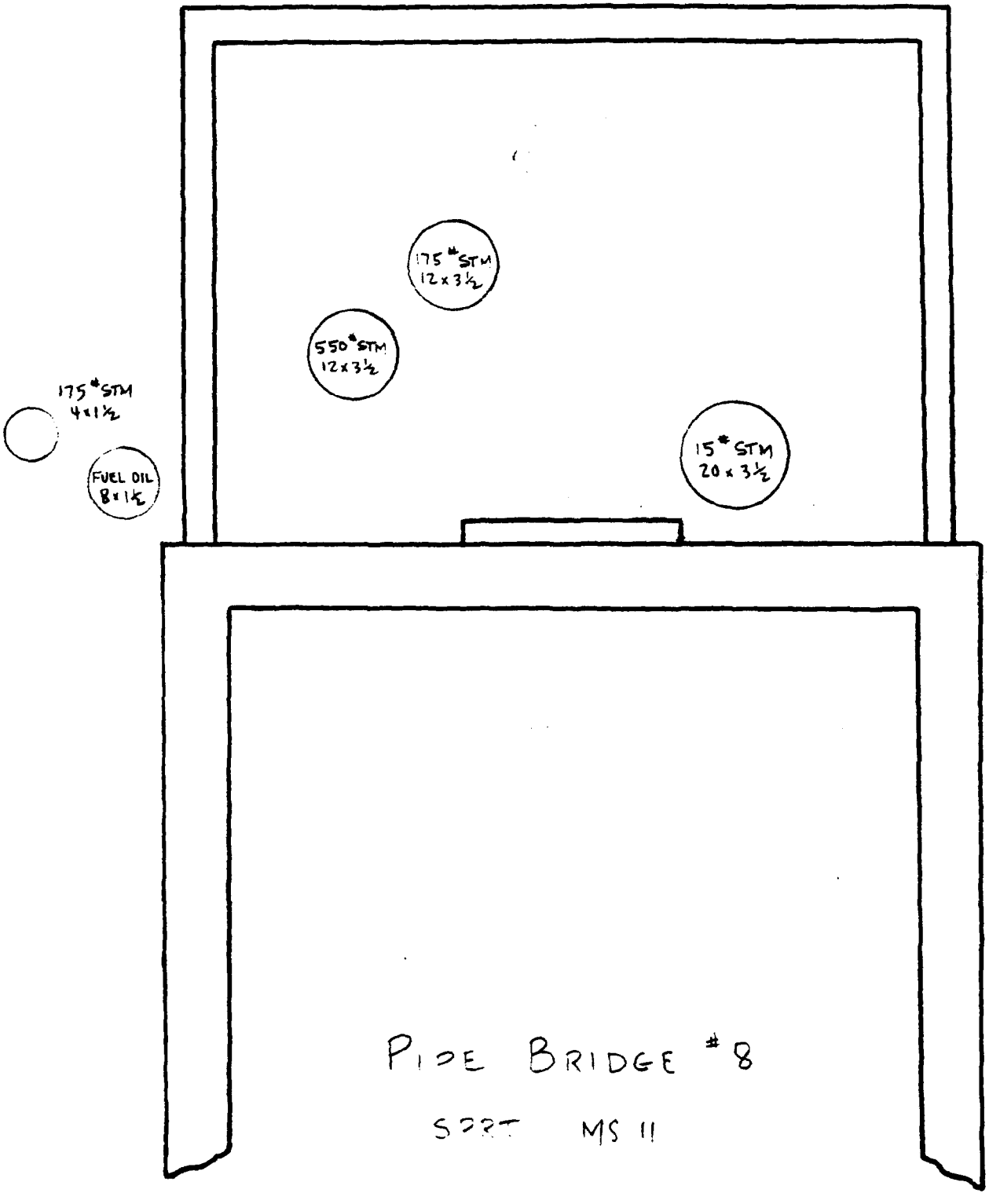

PIPE BRIDGE #8

SORT MS 11

DUP 0318856


175# STM
12 x 3 1/2
550# STM
6 x 1 1/2
175# STM
4 x 1 1/2
FUEL OIL
8 x 1 1/2
PIPE BRIDGE #8
SPRT MS 12

DUP 0318857



PIPE BRIDGE #8

SPRT MS 13 - MS 17

DUP 0318858



PIPE BRIDGE #8

SPRT MS18 - MS19

DUP 0318859

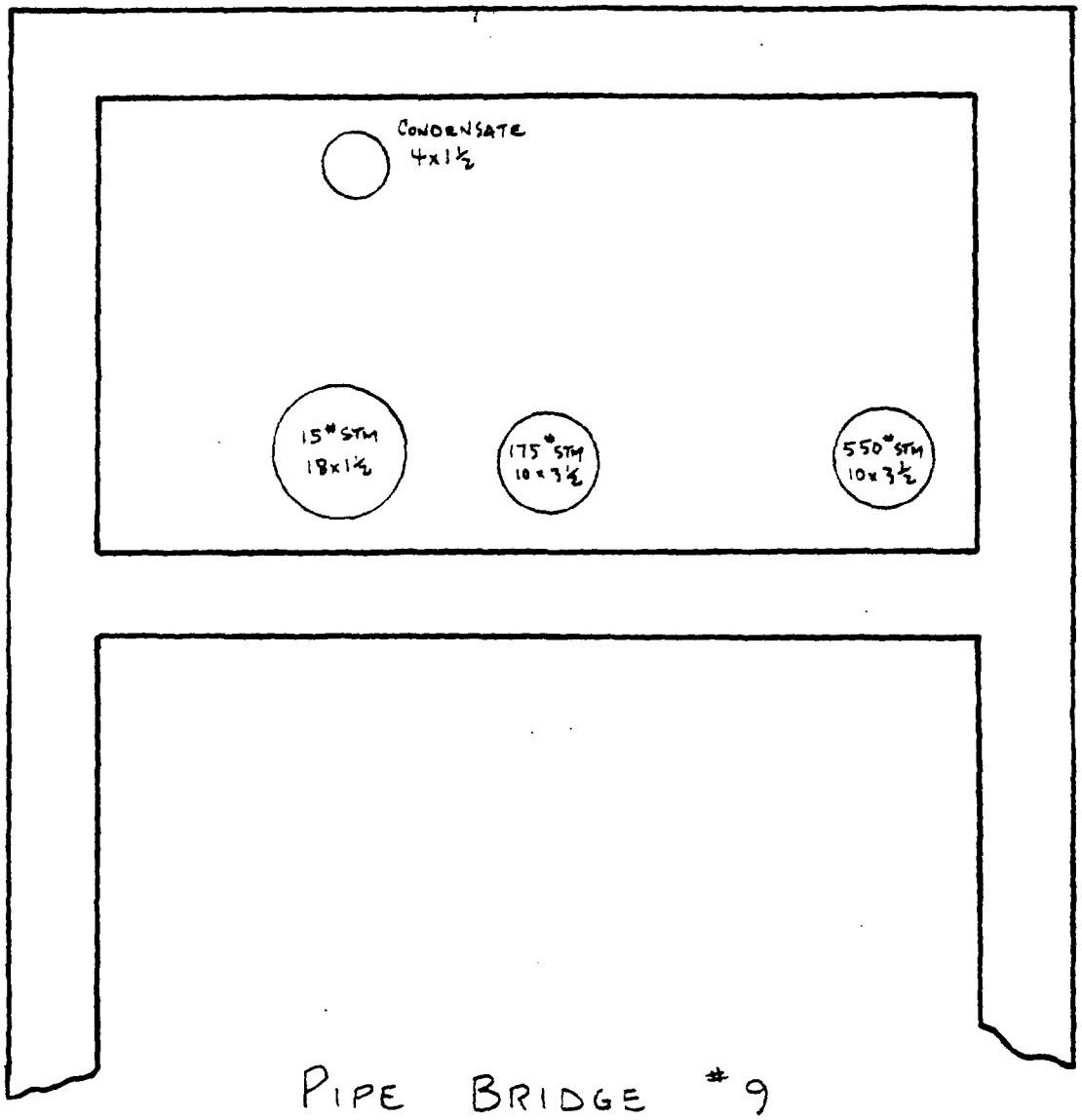

PIPE BRIDGE #9

SPRT 4E1 - 4E16

DUP 0318860



PIPE BRIDGE #9

SPRT 4E17 - 4E24

DUP 0318861

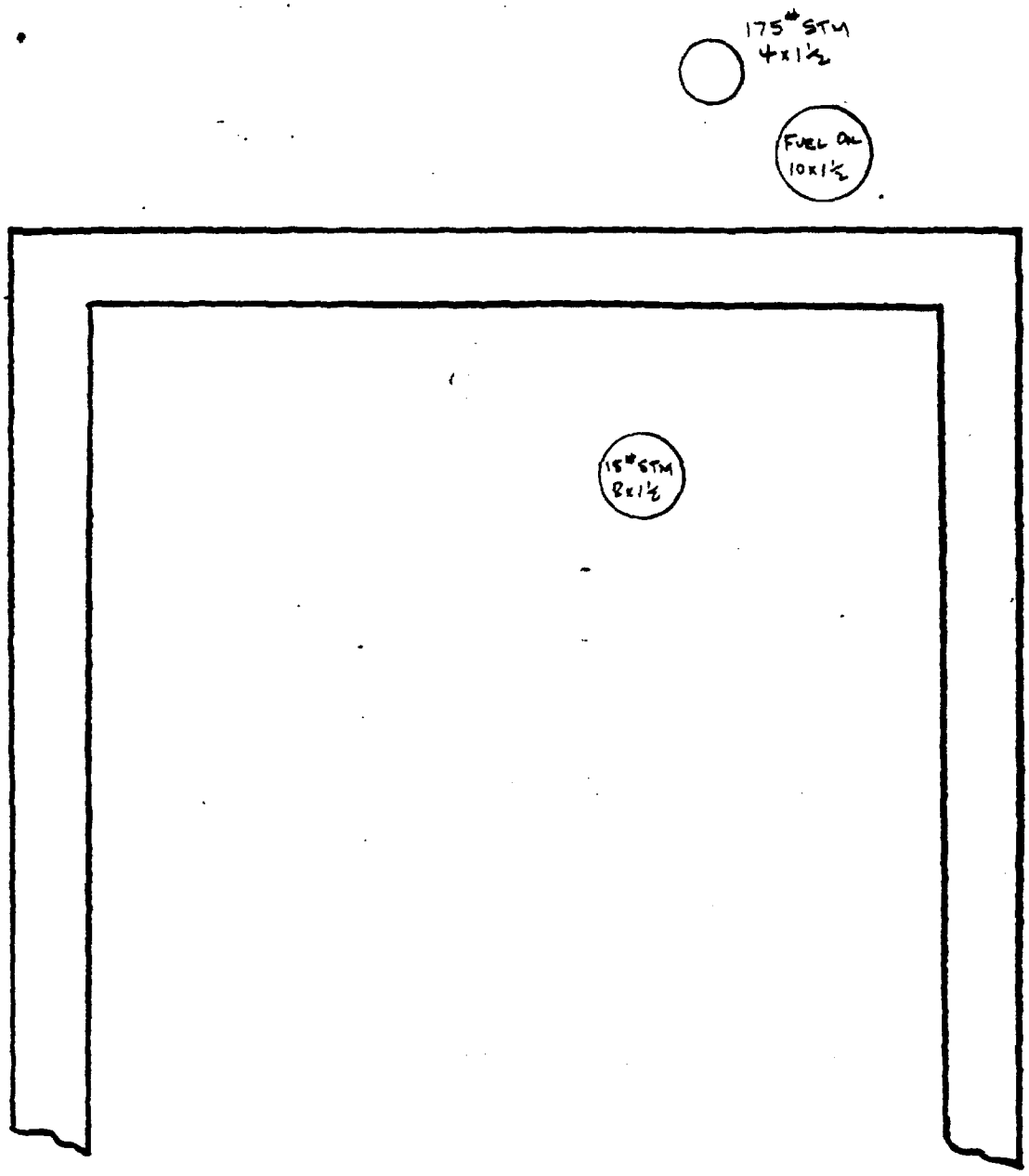

PIPE BRIDGE #12

SPRT 5E1-5E2

DUP 0318862



PIPE BRIDGE # 12

SPRT 5E3 - 5E18

DUP 0318863

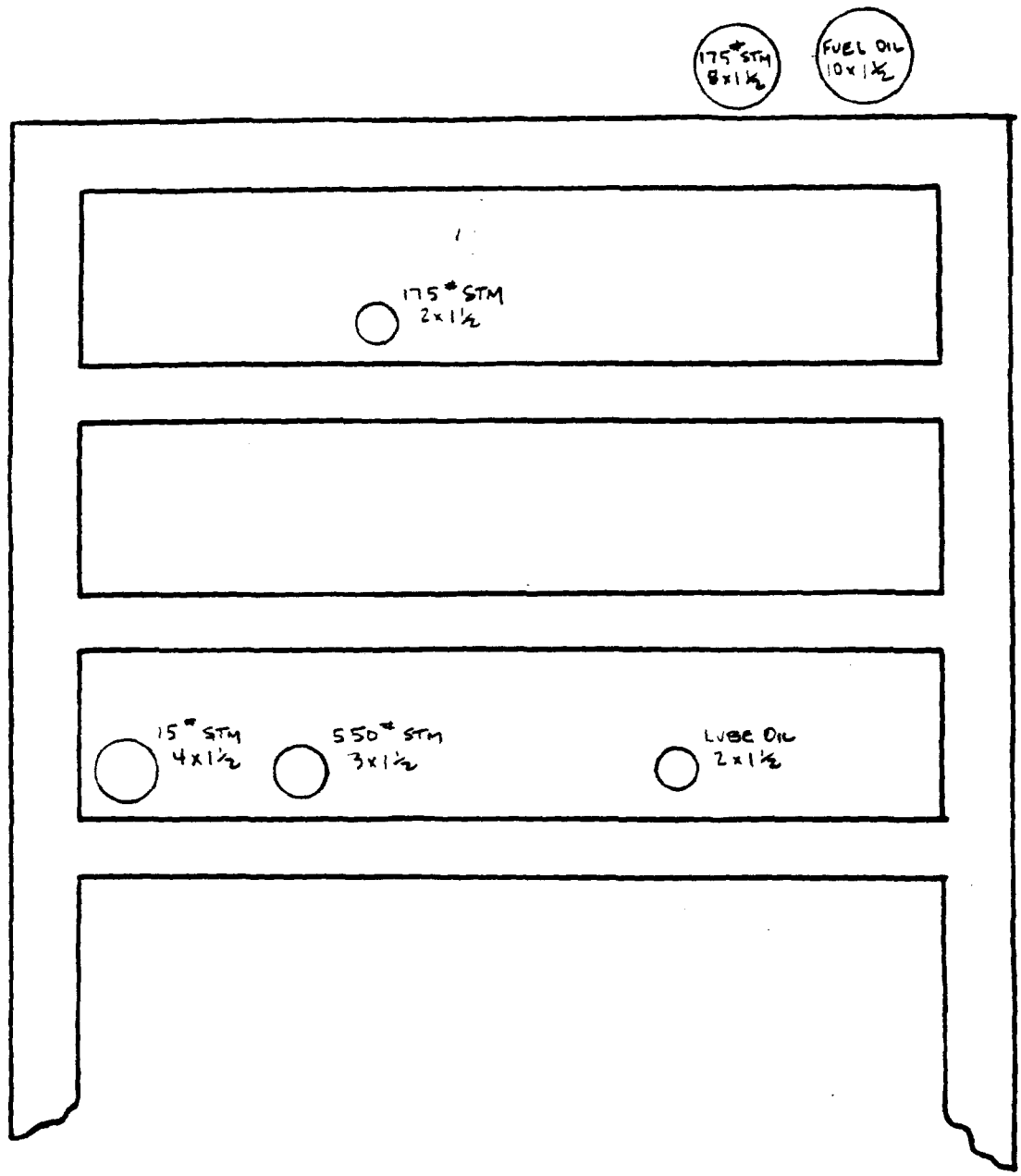

PIPE BRIDGE #12

SPRT 5E19-5E36

DUP 0318864



PIPE BRIDGE #12

SHT 5E37-5E60

DUP 0318865



PIPE BRIDGE #12

SPRT 5E61-5E67

DUP 0318866

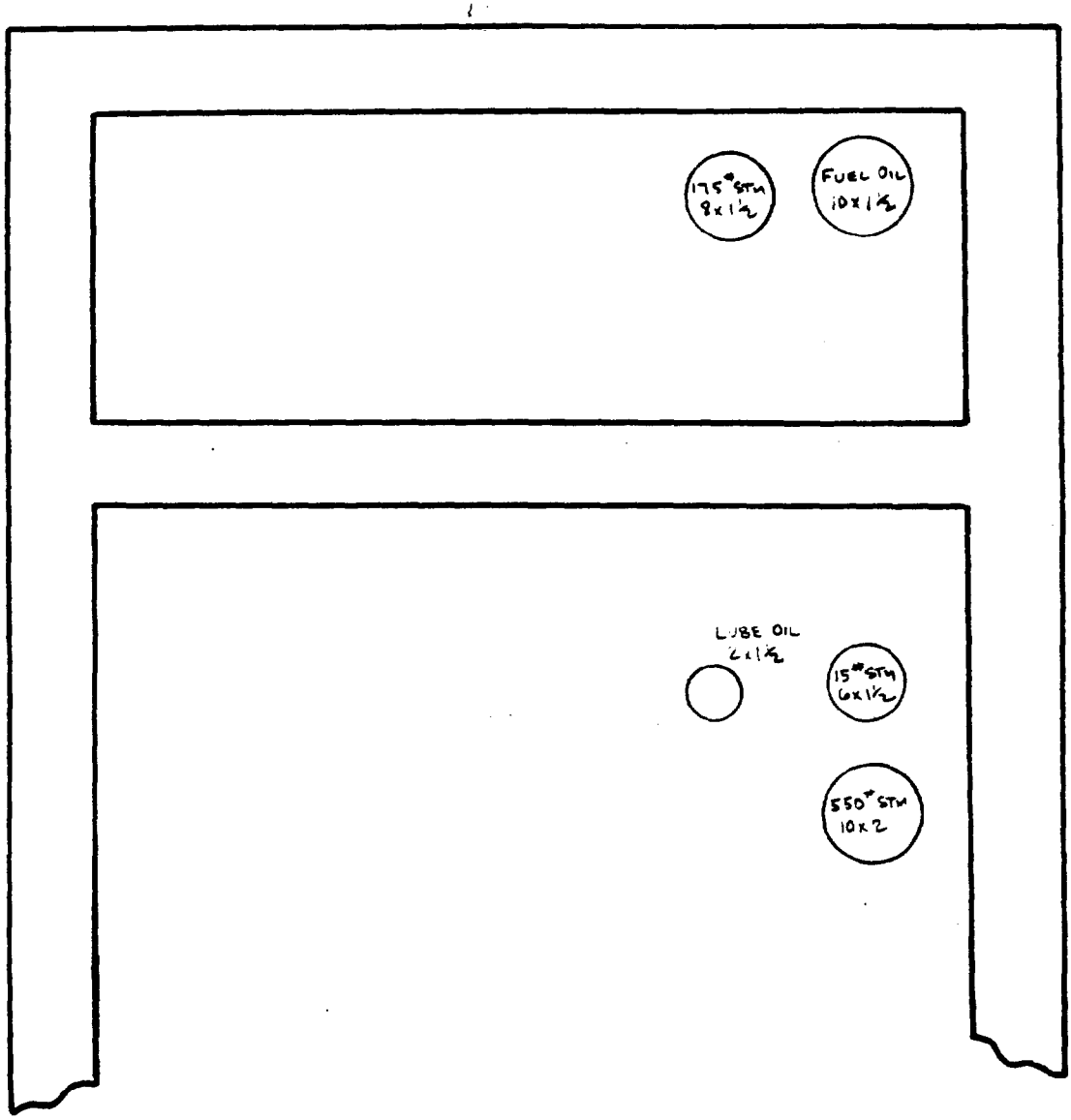

PIPE. BRIDGE # 12

SPRT 5E68-5E77

DUP 0318867



PIPE BRIDGE # 12

SPRT 5E 78

DUP 0318868



PIPE BRIDGE #12

SPRT 5E79-5E97

DUP 0318869



PIPE BRIDGE # 12

SORT SE98 - SE114

DUP 0318870

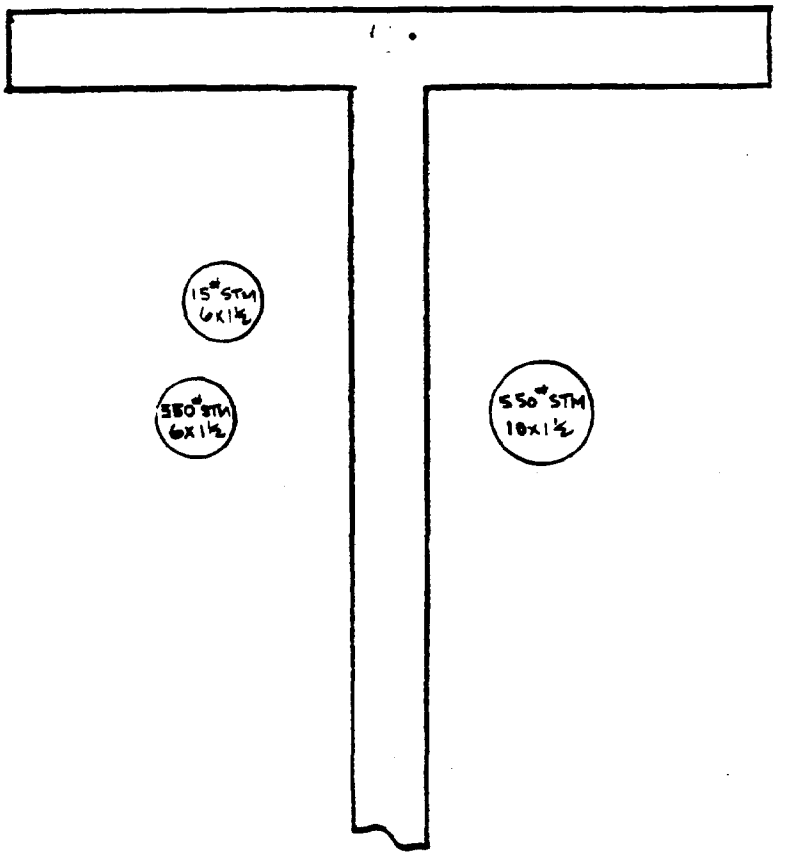

PIPE BRIDGE #13

SPRT GN1-GN11

DUP 0318871

DUPONT

SAFETY INFORMATION AND INSTRUCTIONS FOR CONTRACTORS

DUP 0325180

E. I. DU PONT DE NEMOURS & CO., INC.

SAFETY INFORMATION AND INSTRUCTIONS FOR CONTRACTORS

CONTENTS

		Page
I.	Introduction	3
II.	Definitions	3
III.	General Information	4
IV.	Personal Protection	6
V.	Tools	8
VI.	Equipment	11
VII.	Fire Protection	21
VIII.	Radioactive Material/Lasers	22
IX.	Job Requirements	22
X.	Hazardous Materials	26
	Subject Index	28

DUP 0325181

I. INTRODUCTION

Du Pont recognizes that there are many hazards inherent in industry; however, through reliable and reasonable safety practices, time-losing injuries can be prevented. There is no doubt that working safely has great humanitarian value and enhances employee morale. Furthermore, accident-free work will prove to be more profitable for the contractor, as it has for Du Pont. We therefore urge you to give particular attention to your employees' welfare in the workplace.

This handbook sets forth certain guidelines and rules for your operations on Du Pont sites. *IT OBVIOUSLY CANNOT COVER EVERY SITUATION AND IT IS NOT INTENDED TO DO SO.* Accordingly, Du Pont urges each contractor to supplement these provisions with instructions and work practices which he knows, from his own experience, will decrease the likelihood of injury to his employees and to others.

In addition, contractors must comply with requirements established by the particular site where the work is being performed.

THE PROVISIONS OF THIS HANDBOOK ARE INTENDED TO SUPPLEMENT BUT NOT REPLACE THE PROVISIONS OF THE OCCUPATIONAL SAFETY AND HEALTH ACT OF 1970 AND ANY REGULATIONS ISSUED THEREUNDER.

In the event of OSHA violations or unsafe practices, immediate action must be taken to stop work and correct the hazardous situation. If violations continue or corrective actions are not taken, Du Pont's option of terminating the contract will be considered.

II. DEFINITIONS

Du Pont Contract Administrator—The Du Pont Job Representative or Contract Coordinator.

Contractor Supervisor—An experienced supervisor whom the contractor designates to represent him at the site and carry out the contractor's supervisory, statutory and contractual obligations.

DUP 0325182

Authorized Operator—A qualified and properly trained person assigned by the Contractor Supervisor to operate a given vehicle, piece of equipment, or tool.

Qualified Person—An experienced and trained person whom the contractor designates to represent him for the inspection of tools, equipment, safety equipment and methods of use.

Warning Barricades—Barricades which alert personnel to a hazard but offer no physical protection.

Protective Barricades—Barricades which warn as well as protect personnel.

III. GENERAL INFORMATION

A. *Site Entry*
Contractor personnel, equipment and materials must enter the plant site only through the designated Construction Gate. Pass procedures as specified by site management through the Du Pont Contract Administrator must be followed.

B. *Search*
Contractor's personnel, vehicles and equipment are subject to search upon entering or leaving the site premises.

C. *Vehicles on Site Roads*
Operators of vehicles and construction equipment must observe all site traffic regulations.

D. *Pedestrians*
Pedestrians should use walkways where provided. Shortcuts shall not be taken through operating areas, buildings or other areas.

E. *Running*
Running is permitted only during an extreme emergency.

F. *Cameras*
Cameras are not permitted without prior approval of the Du Pont Contract Administrator.

DUP 0325183

G. *Smoking*
Smoking will be permitted only in approved areas. "Strike Anywhere" matches are prohibited. Smoking materials shall be disposed of in approved butt containers.

H. *Conduct*
Horseplay, fighting, gambling, and possession or use of firearms, ammunition, alcoholic beverages, or illegal drugs are not allowed on the site.

I. *Equipment*
All necessary tools and equipment, including personal protective equipment, provided by the contractor shall be properly maintained and appropriate for the safe accomplishment of the task. Further, all such equipment shall be used only by contractor employees who have been properly trained and are otherwise qualified to safely use the tools and equipment. Du Pont retains the right to refuse or restrict the use of tools, equipment or chemicals on the site. Du Pont equipment may be used only with documented prior-to-use inspection by Du Pont and written approval from the Du Pont Contract Administrator.

J. *Explosives*
Explosives of any type are prohibited on the site, unless specifically approved by the Du Pont Contract Administrator.

K. *Permission to Start Work*
Contractor shall ensure that his employees are properly identified, have been instructed in the boundaries of their work areas, and have been instructed to avoid operating areas. No work shall be started until the Du Pont Contract Administrator has granted permission and provided the required permits.

L. *Safety Instructions*
Contractor shall conduct and maintain an educational program to assure the inclusion of and adherence to safety instructions as a part of employee job assignments.

DUP 0325184

M. *Orderliness*
Scrap, trash, and other wastes shall be placed in designated containers. Work areas must be cleaned up continually as the job progresses. Cords and hoses shall be routed in a manner that will present no tripping hazard. All materials, tools, and equipment must be stored in a stable position (tied, stacked, or chocked) to prevent rolling or falling. A safe accessway to all work areas and emergency exits must be maintained.

N. *Inspections*
Contractor shall check his work areas at the beginning of each shift to ensure safe conditions*, and at the end of each shift to be sure that all flames or other hazards are extinguished or properly contained. All applicable federal, state, and/or local safety codes must be followed.

O. *Medical*
Du Pont medical facilities will be made available only in emergency situations where the severity of the injury dictates immediate attention.

Contractor shall report all job-incurred injuries or hazardous material exposures to the Du Pont Contract Administrator.

IV. PERSONAL PROTECTION

A. *Clothing*
Shirts covering the shoulders and trousers covering the legs and ankles shall be worn at all times. Complete arm protection will be required on some operating plant sites.

Some jobs may require chemical suits to be worn. Consult the Du Pont Contract Administrator for the required type.

---

* Possession of a valid permit, stable shoring, safe access and egress, etc.

DUP 0325185

B. *Head and Scalp*

Approved hard hats meeting A.N.S.I. standards and in good condition are required in designated areas. "Bump" caps are not acceptable. Metal hard hats are not permitted.

C. *Eyes and Ears*

1. *Types of Eye Protection*

(Refer to site requirements)

a. *Safety glasses meeting A.N.S.I. standards (possibly with sideshields)* are required in designated areas or when performing certain tasks such as drilling, driving nails, hitting steel on steel, etc.

b. *Burning goggles* with no less than a No. 3 density lens with plastic cover plates on both sides are required for all gas welding and burning.

c. *Coverall goggles* or full face shields are required for most power chipping, grinding, and sawing.

d. *Full face shields* are required when handling molten materials such as lead or tar.

e. *Special purpose protection* is required when sandblasting or handling chemicals, acids, or caustics. Consult the Du Pont Contract Administrator.

2. *Ears*

Hearing protection is required in areas where noise levels exceed 90 dBA, where exposure of 85-89 dBA exceeds 8 hrs/day or where posted.

D. *Fingers, Hands, and Wrists*

1. *Plastic or rubber-coated* gloves are required when handling solvents, acids, or chemically-treated material. Type of gloves depends upon the materials being handled. Consult the Du Pont Contract Administrator.

DUP 0325186

2. *Di-electrically tested rubber* gloves must be worn on all power line work or wherever contact with energized circuits is possible.
3. *Leather* work gloves are required for most construction work.

E. *Feet and Toes*
Industrial quality shoes shall be worn at all times. The wearing of approved safety shoes is encouraged. Approved safety shoes or other foot protection shall be worn in designated areas and while performing certain activities.

F. *Respiratory* (Breathing)
Ventilators, fans, air movers, dust masks, or a combination of these should be used in dusty atmospheres. Respirators must be worn around hazardous or toxic fumes. Air-supplied masks are required when working in a hazardous fume atmosphere. *Refer to site, vendor and OSHA requirements.*

Users of dust masks, breathing air masks and respirators must be fit-tested and trained in their use.

G. *Skin*
Protective skin grease should be used when exposed to creosote or similar irritants.

THE CONTRACTOR CAN AVOID COSTLY DELAY IN PROCEEDING WITH HIS WORK BY ASSURING THAT ONLY PROPERLY TRAINED AND QUALIFIED EMPLOYEES WITH THE REQUIRED PERSONAL PROTECTIVE EQUIPMENT REPORT TO DU PONT WORK SITES.

V. TOOLS

A. *Hand Tools*
Impact tools (chisels, star drills, and caulking irons) tend to "mushroom" and create flying spalls unless dressed. Tools shall be used only for the purpose for which they are designed. Never use "cheaters" to increase capacity.

B. *Power Tools*

1. Power tools shall not be operated without proper training and instructions.
2. Portable electric equipment and tools must be grounded, unless they are the "double insulated" type. Inspect all electric cords and tools prior to use and remove from service any that are damaged.
3. Air supply to pneumatic tools must be shut off and "bled down" before disconnecting. All hoses exceeding ½ inch inside diameter shall have a safety device at the source of supply or branch line to reduce pressure in case of hose failure.
4. Electric cords must be unplugged and air lines must be deactivated before adjusting electric or pneumatic tools.
5. Proper guards or shields must be installed on all power tools.
6. Machines must be shut down before adjusting, servicing, or repairing, to prevent accidental starting. This may require lock and tagging or simply unplugging the power cord. (See Danger Tag and Lock Out Procedure.)

   Replace all guards and remove all cranks, keys, or wrenches used in the service work before starting up. Be sure replacement parts meet the tool specifications. (For example, grinder wheels must be approved for maximum RPM of the machine, wood cutting bits for wood work, blades must have proper arbor shape, etc.)
7. Machines shall be shut off and brought to a complete stop before removing waste.
8. Tools shall be inspected daily before starting up.
9. Interlocking devices must be in working order and never bypassed.

DUP 0325188

C. *Rigging Equipment*

1. A shackle shall be used to hold two (2) or more eyes of a choker in a hook.
2. All hooks must have a safety latch or be moused, except during steel erection or when shake-out hooks are properly used.
3. Do not rig from a structural member until it has been ascertained that the member will support the load being raised. Consult the Du Pont Contract Administrator.
4. Use only rigging equipment designed for the intended use.
5. Hooks, shackles, chain hoists, and beam clamps shall be visually inspected before use.
6. Chain hoists must never be used to handle loads beyond their rated capacity.
7. Unsecured and unattended loads shall not be left suspended.
8. No part of the body shall be allowed below a suspended load.
9. The load chain must not be wrapped around the load.
10. Softeners should be used where possible, to obtain a "bite" on the material being rigged.
11. Fiber rope (manila and synthetics) must not be used in or near operations involving the use of corrosive substances, and shall be visually inspected before each use for excessive broken fibers, wear, and deteriorated strands.
12. Wire rope must not be used on hoisting equipment after exposure to fire or extreme heat, if burned from contact with electricity, or when visual inspection shows damaged strands, corrosion, or more than 10% of the wires broken in one lay.
13. Approved hard hats are required to be worn by all personnel working in areas where overhead rigging operations are in progress.

DUP 0325189

VI. EQUIPMENT

A. *General*

Equipment shall be used only for its intended purpose. No maintenance or repair work may be done on equipment, belts, drives, conveyors, or vehicles while in operation. They must be shut down, locked and tagged, or otherwise immobilized or de-energized. Make sure that stored energy sources are positively deactivated. (See Danger Tag and Lock Out Procedure.)

B. *Safety Belts*

1. Generally,* safety belts must be worn and tied off to independent life lines when working from elevated areas under one or more of the following conditions:
   a. The roof pitch equals or exceeds 4 in 12.
   b. The work requires personnel to be within 4 feet of the edge of a roof without parapets.
   c. Two-point suspension scaffolds or stages are in use.
   d. Scaffolds with incomplete handrails and decking are used.
   e. Ladders are placed near the edge of a roof or floor opening.
   f. No protection is available to prevent the worker from falling.
2. Every employee issued a safety belt shall be instructed by a Qualified Person in the proper method of wearing, using, and securing.
3. Every safety belt and lanyard must be inspected by a Qualified Person upon issue, and by the wearer before each use.

DUP 0325190

* Roofing contractors and steel erectors should review work method with the Du Pont Contract Administrator to assure correct understanding of exceptions.



C. *La*

1.

b. Never use painted ladders.

c. If it is necessary to place a ladder in front of a doorway, barricade the door and post warning signs.

d. While ascending or descending a ladder, hold a straight ladder with two hands and hold a stepladder with at least one hand. Use a handline if necessary to raise or lower materials.

e. Both feet must be kept on the ladder rungs.

f. Always face the ladder. A safety belt is required if it is necessary to work backwards from a ladder.

g. Only one person is allowed on a ladder, unless "two-man" stepladders are in use.

h. Metal ladders must never be used during performance of electric work, electric welding, or any work near electric lines or services.

i. If it is necessary to use a ladder on top of a scaffold, the ladder must be tied off and the user must wear a safety belt.

2. *Straight and Extension Ladders*

a. Place ladder so the base is out one-fourth the vertical distance from the ground to the object against which the ladder is leaning.

b. Ladders must be adequately tied off or held.

c. The top of a ladder used as access to an elevated work area must extend at least 3 feet beyond the supporting object.

d. After extension section has been raised to desired height, the safety dogs or latches must be engaged and the extension rope

DUP 0325191

secured to a rung on the base section of the ladder before use.

e. Extension ladder sections are not to be used separately.

3. *Stepladders*

a. Stepladders must be set level on all four feet, with spreaders locked in place. Do not use as a straight ladder.

b. Never stand on the top or the first step below the top of a stepladder.

c. Stepladders must be tied off when used close to the edge of an elevated platform, roof, or floor opening, or when they exceed eight feet in height.

D. *Scaffolding*

1. Personnel must wear properly tied-off safety belts on scaffold platforms not equipped with standard handrails** or completed decking.

2. No one shall ride a rolling scaffold while it is being moved. No one shall rock or otherwise cause a scaffold to move while on it. All tools and materials must be either removed or secured on the deck before moving.

3. Scaffold handrails, midrails, or brace members should not be climbed. Use ladders for access.

4. All scaffolds must be erected level and plumb, on a firm base.

5. Scaffolds that are three times or more higher than the smallest base dimension shall be secured to the building or structure at the second lift and every other lift thereafter.

Running scaffolds shall also be secured every 30 feet horizontally at the same height intervals.

6. All scaffold platforms must be equipped with standard 42-inch high rigidly secured handrails, midrails, and toeboards, and be

**Exception—Low scaffolds encompassing an entire room. Consult the Du Pont Contract Administr

DUP 0325192

completely decked with safety plank or manufactured scaffold decking.

7. Scaffolds, under which personnel are required to pass, shall be provided with ½ inch mesh #18 gauge wire screen between toeboard and midrail.
8. Adjusting or leveling screws shall not be used on scaffolds equipped with wheels. Adjusting screws, where permitted, shall not be extended more than 12 inches of thread.
9. Never exceed safe working loads on scaffolds.
10. Rolling scaffolds shall be used only on smooth, level surfaces, or the wheels must be contained in wooden or channel iron runners that are level and stabilized. Check overhead clearances before moving.
11. No alteration is permitted to any scaffold member by welding, burning, cutting, drilling, or bending.
12. Brick, tile, block, or similar material shall not be stacked higher than 24 inches on a scaffold deck.
13. Never rig from scaffold handrails or braces.
14. Generally, parts and sections of patented metal scaffolding of different manufacturers are not interchangeable.
15. Use of swinging stages, toothpicks, boatswain ("bos'n") chairs, floats, and needle beams must be agreed to by the Du Pont Contract Administrator and the installation shall be inspected by a Qualified Person before use.

    Safety belts must be secured before wearers step onto a suspended scaffold, and they must not be removed until personnel are clear of the scaffold. Belts must be tied off to independent lifelines or building structure... one lifeline per person.
16. Scaffold (or safety) planks should not be used for skids, ramps, runways, workbenches, or purposes other than scaffold decking.

DUP 0325193

17. Before moving special scaffold materials to the site, consult the Du Pont Contract Administrator for restrictions.

E. *Barricades*

1. Barricades are required around excavations, holes or openings in floors or roofs, elevated platforms, certain types of overhead work, and wherever necessary to warn people against falling objects.
2. Barricades must be 42 inches high, neat, and level.
3. Warning barricades shall be kept five feet back from the edge of excavations, holes, platforms, and roofs unless a protective barricade is used.
4. Barricades shall be erected before a hole is cut and extended as excavation progresses.
5. Barricades shall be removed when no longer needed.
6. Numerous excavations in one area may be barricaded effectively by erecting a barricade around the general area.
7. Blinking lights must be used on road blocks after dark.
8. Barricades should be provided with an access opening or gate where practical.

F. *Hole Protection*

1. All holes or openings through floors, decking or walls less than 3 feet above floor at all elevations must have properly identified hole covers or barricades *immediately*: Material or equipment must never be stored on a hole cover.
2. Covers must be secured so they cannot slip, and extend adequately beyond the edge of the hole.
3. Covers may be fabricated from ¾ inch plywood, provided one dimension of the opening is less than 18 inches; otherwise, 2 inch lumber is required.

DUP 0325194

G. *Signs*

Fully informative and legible signs should be placed on barricade stands, posts, or other suitable stanchions before work starts, and be removed promptly upon completion.

H. *Material Hoists*

1. Hoists are to be operated only by an Authorized Operator.
2. Hoists are not to be used to transport personnel.
3. The weight of material and capacity of elevator or hoist must be known before using. Material must be positioned so it cannot shift or extend beyond cage limits.
4. The signal system must be posted at each landing.
5. All signal devices shall be protected against unauthorized use, unintentional use, breakage, or interference.
6. Prevent exposure of hands and bodies at all landings and openings.
7. Hoist must comply with local codes.
8. The operator of a hoisting engine must have overhead protection of 2 inch unfinished planking, or its equivalent, supported to develop its full strength.
9. Gears, belts, sprockets, drums, sheaves, and contact points between moving parts of power-driven machines, when not guarded by location, shall be enclosed in substantial guards or protected by suitable guardrails.
10. Engines must be stopped before refueling. A fire extinguisher must be present.
11. Hoist brakes shall be capable of stopping and holding 150% of the rated hoisting capacity. In addition, a ratchet and pawl shall be provided on the drum to hold the load.

DUP 0325195

I. *Welding and Burning*

1. *General*

a. A Welding and Burning Permit is required in all areas before striking an arc or lighting a torch.

b. All exposed combustible materials below welding and burning areas must be removed to a safe location, covered with a fire-retardant material, or protected by containing all sparks and slag in a spark catcher approved by the Du Pont Contract Administrator. Adjacent areas must also be protected from sparks.

c. A 2-A:10-B:C rated or larger, dry chemical fire extinguisher provided by the contractor shall be located within 30 feet of any welding, burning, or open-flame work. (Be sure personnel know how to operate the fire extinguisher).

d. Hoses and welding leads should not be run through doorways. If there is no alternative, the door should be braced open, and the hoses and leads protected from damage.

e. No welding or burning is to be done on a closed vessel or tank, or on any vessel previously in use unless it has been decontaminated.

f. Welding leads and burning hoses must be bridged over or supported a minimum of 7 feet above passageways. Do not hang from conduit, process lines, sprinkler lines, etc.

g. The user must inspect all leads, grounds, clamps, welding machines, hoses, gauges, torches and cylinders before they are put into operation.

h. All fittings, couplings, and connections are to be "leak-free".

i. Ensure ventilation is adequate for the material being welded or burned.

DUP 0325196

j. Check areas ½ hour after welding to assure a safe condition exists.

2. *Welding—Electric*
   a. All work in operating areas must have a separate and adequate ground, pulled from the machine to the work location.
   b. Remove the rod from the electrode holder when laying it down. Discard the stub end in proper container.
   c. All arcs in operating areas shall be shielded.
   d. The machine should be turned off at the end of each shift, or when not in use for extended periods.
   e. An approved welding helmet with no less than a #10 filter with plastic cover plates on both sides of the filter must be worn during welding operations.
   f. Electric welding from a metal ladder is prohibited.
3. *Burning & Welding—Gas*
   a. All burning rigs must be broken down with regulators removed and protective caps screwed down hand-tight prior to vehicular transporting.
   b. Compressed gas cylinders must be secured vertically to an adequate support while in storage, transit, or use. The protective cap must be on during storage and transit.
   c. Keep oil and grease away from oxygen regulators, hose, and fittings. Do not store wrenches, dies, cutters, or other grease-covered tools in the same compartment with oxygen equipment.
   d. All hoses, gauges, and torches shall be inspected before use.
   e. Burning goggles with no less than a #3 density lens with plastic cover plates on both sides are required for all gas burning and welding.

DUP 0325197

f. Never leave a torch in a vessel, tank, or other closed container because of the potential hazard of leakage.

g. Never use oxygen to operate pneumatic tools, pressurize a container, blow out lines, or as a substitute for compressed air or other gases.

h. Cylinders and hoses shall be placed where they are not exposed to sparks and slag from burning operations.

i. Cylinders shall be raised to upper levels with approved rigging gear. Do not lift them with slings or by the protective cap.

j. Do not strike an arc on cylinders, or use them as rollers.

J. *Compressed Air*

1. Use only hoses and couplings designed to handle compressed air, and inspect them before each use. Chicago or similar type couplings shall be secured together by metal fasteners where holes are provided.

2. Never crimp, couple, or uncouple a pressurized hose. Shut off valve and bleed down hose. All hoses exceeding ½ inch inside diameter shall have a safety device at the source of supply or branch line to reduce pressure in case of hose failure.

3. Compressed gases should not be used for cleaning clothing, workbenches, or machinery.

4. Do not support hoses from conduit, process lines, or sprinkler lines, etc.

K. *High Pressure Water Hoses*

High pressure water cleaning processes require special written job procedures approved by the Du Pont Contract Administrator. Personnel performing such work shall be fully trained and qualified.

DUP 0325198

L. *Melting Pots and Kettles*

The potential for fire and serious burns is ever present when heating tar, pitch, Vitrabond, lead, and similar materials.

1. Keep equipment away from any combustible structure, building, or material; and erect a barricade around the kettle. Lead pots may be used inside a building only with the approval of the Du Pont Contract Administrator.
2. Obtain a Flame Permit before firing vessel.
3. Be sure melting chamber is vented; and inspect hoses, clamps, gauges, tools, fuel tank, and bucket handles before starting.
4. Keep the area around the vessel free of tools and material to eliminate tripping hazards.
5. Two 2-A:10-B:C dry chemical fire extinguishers must be within 30 feet of the vessel. One 2-A:10-B:C dry chemical fire extinguisher is adequate for lead pots.
6. Maintain careful temperature control with molten material to prevent accidental ignition. Pot or kettle must be attended at all times.
7. Be sure all equipment, tools, and buckets are free of moisture to prevent "spattering" of the hot liquid.
8. Employees who charge and tend kettles and handle molten liquids in buckets should wear long sleeves, gloves tucked under sleeve cuffs, and a full face shield.
9. Vapors are extremely irritating to the eyes. People with sensitive skin should use protective cream to prevent vapor "burns".
10. Erect barricades around any area where hot molten liquids are used overhead.

M. *Motor Vehicles and Power Equipment*

Vehicles and mobile equipment are not allowed on the site without the prior approval of the Du Pont Contract Administrator, and are to

be driven by Authorized Operators only. Most sites require a permit authorizing site entry of cranes, large trucks, and similar construction equipment.

1. The driver is responsible for the safety of all passengers and the stability of materials being hauled or handled by his equipment.
2. All speed limit and other regulatory signs must be obeyed. Give pedestrians the right of way.
3. The operator must look to the rear and sound his horn before backing.
4. The motor shall be shut off before refueling.
5. The operator shall shut off the motor and set the brakes before leaving the cab.
6. Personnel may not ride in the bed of a dump truck or other vehicle hauling equipment or material, except with the approval of the Du Pont Contract Administrator, and then only after the stability of the equipment, material, or personnel have been checked.
7. A flagman shall direct a backing vehicle in congested areas.
8. Drivers must dismount from the cab and remain clear while trucks are being loaded by power equipment.
9. Dozer blades, endloader buckets, fork lift forks, or like equipment parts must be lowered to the ground before the operator may leave his rig.
10. Cranes with "live" free fall booms are not permitted on the site.
11. Riding crane hooks and/or "headache" balls by employees is prohibited.

VII. FIRE PROTECTION

A. *General*

Permits are required before making an open flame.

B. *Alarms*

All personnel should know where the nearest fire alarm box is; how to turn in an alarm; the alarm, evacuation, and disaster signals for each work area; the proper exit route; and the disaster assembly area. (Consult the Du Pont Contract Administrator.)

C. *Extinguishers*

1. Contractor Supervisor should instruct each worker in where the nearest fire extinguisher is located, how it operates, and the type of fire on which it should be used.
2. Fire extinguishers of the proper type and size must be within 30 feet of each open flame operation.
3. Extinguishers must be promptly recharged or replaced after use.

D. *Combustibles* (Burnable Materials)

Combustible material must be kept away from steam lines, radiators, heaters, and hot process and service lines. All exposed combustible materials below welding and burning areas must be removed to a safe location, covered with a fire-retardant material, or protected by containing all sparks and slag in a spark catcher approved by the Du Pont Contract Administrator.

VIII. RADIOACTIVE MATERIAL/LASERS

Consult the Du Pont Contract Administrator for specific rules regarding the handling and storage of radioactive materials or lasers before bringing such items on site.

IX. JOB REQUIREMENTS

A. *Working in Site Areas*

Prior to working in site areas where process related hazards may be present, consult the Du Pont Contract Administrator for information with regard to the following:

DUP 0325201

1. Area safety requirements and special instructions which the Contractor Supervisor must relay to his employees.
2. Restrictions on type of work to be performed.
3. All permit requirements.
4. Location of lockout.
5. Potential changes in work environment, including unexpected liquids or vapors.
6. Special training that may be required for the work.
7. Location of emergency alarms, evacuation routes, and assembly points for the work area.
8. Type of emergency escape equipment available and how to use it.

B. *Permits*

Written, properly authorized, current permits are required BEFORE proceeding with many types of work. To prevent unnecessary delay, early consultation with the Du Pont Contract Administrator regarding required permits is desirable. Permits will be obtained and posted daily at a designated spot at the worksite, and the instructions must be followed to the letter.

C. *Danger Tag and Lock Out*

The lock, tag, clear and try principle shall be followed to protect persons from injury due to inadvertent operation of power driven equipment, opening of pipeline valves or energizing of electrical circuits. *Du Pont personnel will shut down, prepare, and lock out* a piece of equipment to be cleaned, repaired, inspected or physically altered by the contractor. The Du Pont Contract Administrator will explain the lockout procedure to the Contractor Supervisor. *Du Pont locks and tags are the first on and the last off.*

D. *"Hot Work" on Electrical Circuitry and Apparatus*

Work shall not be done on or near energized

electric lines or equipment unless approved for the specific job in writing by the Du Pont Contract Administrator.

E. *Material Handling*

1. The weights to be handled must be known before proceeding.
2. Riggers must know the capacity and proper use of the handling device (crane, forklift, chain fall, come-a-long, clamp, choker, and shackle) before proceeding.
3. Tag lines must be used to control loads.
4. A Qualified Person must provide the necessary rigging instructions before work proceeds.
5. Mechanical handling equipment shall be inspected by a Qualified Person before using.
6. Never raise or swing a load over people.
7. All protruding nails and wires must be removed or bent over flush, and ragged metal edges protected before material is handled.

F. *Stability Control*

Every effort should be made to ensure that personnel, material, and equipment are safe from unexpected movement such as falling, slipping, rolling, tipping, blowing over, or any other uncontrolled motion.

G. *Access*

1. Access routes to and from work locations and emergency exits must be adequately lighted and maintained free and clear of obstructions.

   Consult the Du Pont Contract Administrator for access routes for excavations, roofs, and process areas, and for special items such as "Tank Work".
2. Emergency equipment or electric disconnect switches must not be blocked; nor may temporary construction cables, hoses, or leads be attached to such equipment.

3. Material must be stacked, stored, or spotted so it can be reached readily by personnel and material handling equipment.

H. *Excavations*

1. An Excavation Permit is required before digging may begin.
2. Warning or protective barricades must be provided around excavation areas before a hole is opened or ahead of work progress.
3. Excavated material must be piled at least three feet back from the edge of the excavation.
4. All excavations must have a safe accessway.
5. Excavations must be shored or sloped per OSHA regulations before entering.
6. Check all excavation walls before entering and after a heavy rain or thaw. Check shoring daily or more often in extremely wet weather.
7. Nobody is permitted in an excavation while equipment is working next to the edge.

I. *Tank Work*

A tank or confined space may be entered only with a valid Tank Entry Permit and full compliance with the instructions on the permit.

NOTE: Tank or vessel entry requires special precautions and equipment which will vary with the individual situation. However, minimum requirements include testing for oxygen content and flammability, safety belts or harness, life lines, and stand by personnel outside wearing the same type equipment. All such entry procedures and permits will be approved by the Du Pont Contract Administrator.

J. *Flammable Liquids*

1. Flammable liquids in quantities of less than 55 gallons shall be contained in "Safety" cans identified according to their contents.
2. Drums and tanks of 55 gallons or more must

be labeled, grounded, equipped with self-venting bungs and self-closing faucets, and placed inside a barricade at least 20 feet away from smoking, welding, burning, or other heat sources.

3. Fire extinguishers of proper type shall be located within 30 feet.

K. *Trash, Waste, and Scrap Disposal*

Place all trash, waste, and scrap in proper containers. Consult the Du Pont Contract Administrator. Disposal of materials on the ground, in site ditches, or storm sewers is not permitted. If an accidental spill should occur, notify the Du Pont Contract Administrator immediately.

X. HAZARDOUS MATERIALS

A. *General*

All contractors and their personnel are expected to follow accepted industry practices and all federal, state, local and site laws, rules and regulations when handling hazardous materials.

B. *Chemicals*

1. All chemicals used by the contractor *must* be approved by the Du Pont Contract Administrator before being brought onto the Du Pont site.
2. The contractor shall furnish pertinent information such as Material Safety Data Sheets and obtain the approval of the Du Pont Contract Administrator for any potentially hazardous material to be used on the site.
3. Chemical containers must comply with all appropriate federal, state and local labeling laws and must reflect their contents in clear unmistakable language. Because of the significant hazards associated with carcinogenic and teratogenic chemicals, Du Pont may require contractors to adhere to additional safe handling procedures beyond those specified by federal, state and/or local laws, rules and regulations.

C. *Asbestos Materials*

Asbestos materials will not be used on the site for new installations or repair work. The contractor shall follow all applicable governmental and site regulations for removing, handling and disposing of asbestos.

D. *Disposal*

Disposal of all hazardous materials must be approved by the Du Pont Contract Administrator.

DUP 0325206

SUBJECT INDEX

(Section number, Paragraph, Page number)

A.

Access IX-G, 24
Accidental Spills IX-K, 26
Acids IV-C, 7;D,7
Adjusting Tools V-B, 9
Air, compressed VI-J, 19
Air-supplied Masks IV-F, 8
Alarms; VII-B, 22;IX-A, 23
Alcohol III-H, 5
Ammunition III-H, 5
Asbestos Materials X-C, 27
Authorized Operator II, 4

B.

Barricades II, 4;VI-E, 15
Beam Clamps V-C, 10
Belts, Safety VI-B, 11
Bos'n Chairs VI-D, 14
Breathing Air Masks IV-F, 8
Breathing Protection IV-F, 8
Burning VI-I, 17
Burning and Welding Permit VI-I, 17
Burning Goggles IV-C, 7;VI-I, 18

C.

Cameras III-F, 4
Caustics IV-C, 7
Chain Hoists, V-C, 10
Cheaters V-A, 8
Chemicals IV-C, 7;D, 7;X-B, 26
Chemical Suits IV-A, 6
Chokers V-C, 10
Clothing IV-A, 6;VI-L, 20
Conduct III-H, 5
Contract Administrator II, 3
Contractor Supervisor II, 3
Combustibles VI-I, 17;VII-D, 22
Compressed Air VI-I, 19;J, 19
Compressed Gas VI-J, 19
Containers IX-J, 25;K, 26;X-B, 26
Coverall Goggles IV-C, 7
Cylinders, gas VI-I, 18

DUP 0325207

D.
Danger Tag and Lock Out V-B, 9;VI-A, 11;IX-C, 23
Decking, Scaffold VI-D, 13
Disposal—Trash, Waste, and Scrap IX-K, 26
Disposal—Hazardous Materials X-D, 27
Drinking III-H, 5
Drugs III-H, 5
Dust Masks IV-F, 8

E.
Ears IV-C, 7
Electric Cords V-B, 9
Electric Welding VI-I, 18
Electrical Circuitry & Apparatus IX-D, 23
Equipment III-I, 5;VI, 11
Excavated Material IX-H, 25
Excavations IX-H, 25
Excavation Permit IX-H, 25
Explosives III-J, 5
Extinguishers, VII-C, 22
Eye Protection IV-C, 7

F.
Face Shields IV-C, 7;VI-L, 20
Feet and Toes Protection IV-E, 8
Fiber Rope V-C, 10
Fighting III-H, 5
Finger Protection IV-D, 7
Fire Alarms VII-B, 22
Firearms III-H, 5
Fire Extinguishers VI-H, 16;I, 17;L, 20;VII-C, 22;IX-J, 26
Fire Protection VII, 21
Flagman VI-M, 21
Flame Permit VI-L, 20;VII-A, 21
Flammable Liquids IX-J, 25
Floats VI-D, 14
Foot Protection IV-E, 8

G.
Gambling III-H, 5
Gas Burning and Welding VI-I, 17
Glasses, Safety IV-C, 7
Gloves IV-D, 7;VI-L, 20
Goggles—Burning, Coverall IV-C, 7
Grounding V-B, 9;VI-I, 18;IX-J, 25
Guards, tool V-B, 9

DUP 0325208

H.

Handrails VI-D, 13
Hand Protection IV-D, 7
Hand Tools V-A, 8
Hard Hats IV-B, 7;V-C, 10
Hazardous Materials III-O, 6;X, 26
"Headache" Balls VI-M, 21
Head Protection IV-B, 7
Hearing Protection IV-C, 7
High Pressure Water VI-K, 19
Hoists, Material VI-H, 16
Hole Protection VI-F, 15
Hooks V-C, 10;VI-M, 21
Horseplay III-H, 5
Hoses III-M, 6;V-B, 9;VI-I, 17;J, 19;K, 19
Hot Materials VI-L, 20
"Hot Work" IX-D, 23

I.

Impact Tools V-A, 8
Inspections III-N, 6;VI-I, 17
Interlocks V-B, 9

J.

Job Requirements IX, 22
Job-incurred Injuries III-O, 6

K.

Kettles VI-L, 20

L.

Ladders VI-C, 12
Lasers VIII, 22
Leather Gloves IV-D, 8
Liquids, Flammable IX-J, 25
Lock Out and Danger Tag IX-A, 23;C, 23

M.

Matches III-G, 5
Material Handling IX-E, 24
Material Hoists VI-H, 16
Medical III-O, 6
Melting Pots VI-L, 20
Molten Materials VI-L, 20
Motor Vehicles VI-M, 20

DUP 0325209

N.
Needle Beams VI-D, 14

O.
Operating Areas III-D, 4;K, 5;VI-I, 18;IX-A, 22;G, 24
Orderliness III-M, 6;VI-I, 17;L, 20
Oxygen VI-I, 18

P.
Pass Procedures III-A, 4
Pedestrians III-D, 4
Permission to Start Work III-K, 5
Permits IX-A, 23;B, 23
Permit, Excavation IX-H, 25
Permit, Flame VI-L, 20;VII-A, 21
Permit, Site Entry VI-M, 20
Permit, Tank Entry IX-I, 25
Permit, Welding & Burning VI-I, 17
Permit, Work III-K, 5;IX-B, 23
Personal Protection IV, 6
Plastic Gloves IV-D, 7
Pneumatic Tools V-B, 9;VI-I, 19
Pots and Kettles, Melting VI-L, 20
Power Equipment VI-M, 20
Power Tools V-B, 9
Protection, Breathing IV-F, 8
Protection, Ears IV-C, 7
Protection, Eyes IV-C, 7
Protection, Feet and Toes IV-E, 8
Protection, Fingers, Hands, and Wrists IV-D, 7
Protection, Fire VII, 21
Protection, Head IV-B, 7
Protection, Personal IV, 6
Protection, Skin IV-G, 8
Protection, Special Purpose IV-C, 7
Protective Barricades II, 4;VI-E, 15;IX-H, 25

Q.
Qualified Person II, 4

R.
Radioactive Material VIII, 22
Refueling VI-H, 16;M, 21
Regulators VI-I, 18
Repairing Tools V-B, 9
Respirators IV-F, 8

DUP 0325210

Respiratory Protection IV-F, 8
Rigging Equipment V-C, 10
Road Blocks VI-E, 15
Roads III-C, 4;D, 4
Rope—Wire, Fiber V-C, 10
Rubber Gloves IV-D, 7
Running III-E, 4

S.

Safety Belts VI-B, 11;D, 13;IX-I, 25
Safety Glasses IV-C, 7
Safety Instructions III-L, 5
Safety Shoes IV-E, 8
Sandblasting IV-C, 7
Scaffolding VI-D, 13
Scalp Protection IV-B, 7
Scrap Disposal III-M, 6;IX-K, 26
Search III-B, 4
Servicing Tools V-B, 9
Shackles V-C, 10
Shields, Tool V-B, 9
Shirts IV-A, 6;VI-L, 20
Shoring Excavations IX-H, 25
Signs VI-G, 16
Site Entry III-A, 4;VI-M, 20
Skin Protection IV-G, 8;VI-L, 20
Sloping Excavations IX-H, 25
Smoking III-G, 5
Solvents IV-D, 7
Special Purpose Protection IV-C, 7
Stability Control III-M, 6;VI-D, 14;H, 16;M, 21;IX-F, 24
Swinging Stages VI-D, 14

T.

Tag Lines IX-E, 24
Tank Entry Permit IX-I, 25
Tank Work IX-I, 25
Toeboards VI-D, 13
Toe Protection IV-E, 8
Tools—Hand, Power V-A, 8;B, 9
Toothpicks VI-D, 14
Traffic Regulations III-C, 4;VI-M, 21
Trash Disposal III-M, 6;IX-K, 26
Trousers IV-A, 6

DUP 0325211

V.
Vehicles III-C, 4;VI-M, 20

W.
Walking III-D, 4
Warning Barricades II, 4;VI-E, 15;IX-H, 25
Waste Disposal III-M, 6;IX-K, 26
Water, High Pressure VI-K, 19
Welding VI-I, 17
Welding and Burning Permit VI-I, 17
Wire Rope V-C, 10
Work in Site Areas IX-A, 22
Work Permit III-K, 5;IX-B, 23
Wrist Protection IV-D, 7

DUP 0325212



DUP 0325212.001

C, D&G Survey

DUP 0325513.001

D & G Unit Survey

DUP 0325514

DUP 0325515

BLDG 571 COMPRESSION
UNIT 12, GROUP 1

'C' UNIT

'D' UNIT

DUP 0325516

2081 COMONOMER BLDG

"D" UNIT 12, GROUP 2

DUP 0325517

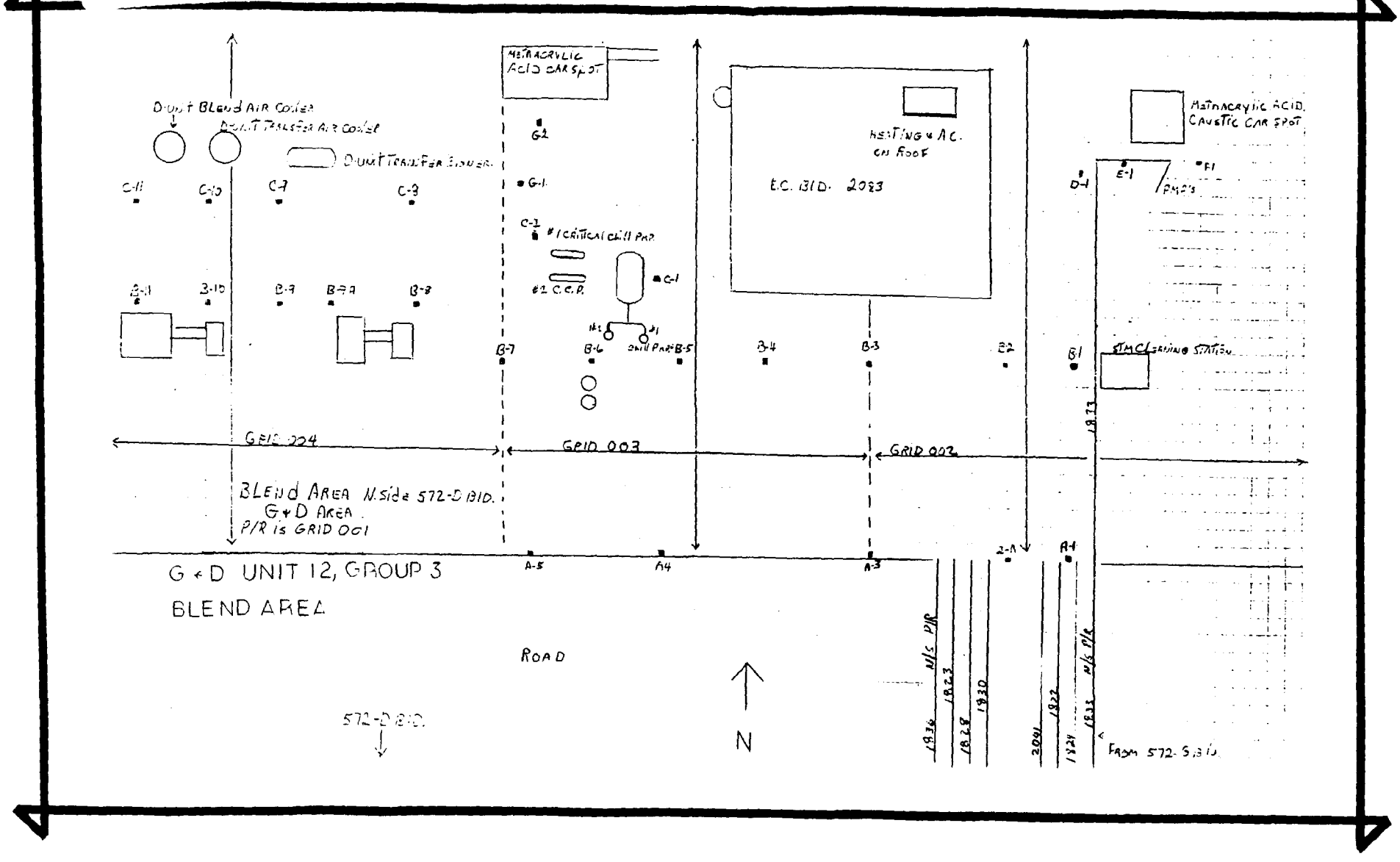
D-Unit Blend Air Cooler
D-Unit Transfer Air Cooler
D-Unit Transfer Blower
Methacrylic Acid Car Spot
G-2
G-1
C-2
#1 Critical Chill Pump
#2 C.C.P.
C-1
Chill Pump
C-11
C-10
C-7
C-8
B-11
B-10
B-9
B-9A
B-8
B-7
B-6
B-5
B-4
B-3
B-2
B-1
Heating & A.C. on Roof
E.C. Bld. 2083
Methacrylic Acid Caustic Car Spot
D-1
E-1
F-1
PMP's
STM Cleaning Station
1873
Grid 004
Grid 003
Grid 002
Blend Area N. side 572-D Bld.
G+D Area
P/R is Grid 001
A-5
A4
A-3
2-A
A-1
G+D UNIT 12, GROUP 3
BLEND AREA
Road
572-D Bld.
N
N/S P/R
1836
1823
1828
1830
2041
1822
1824
1833
N/S P/R
From 572-S Bld.

D + G UNIT, GROUP 6
2140 BLDG

DUP 0325519

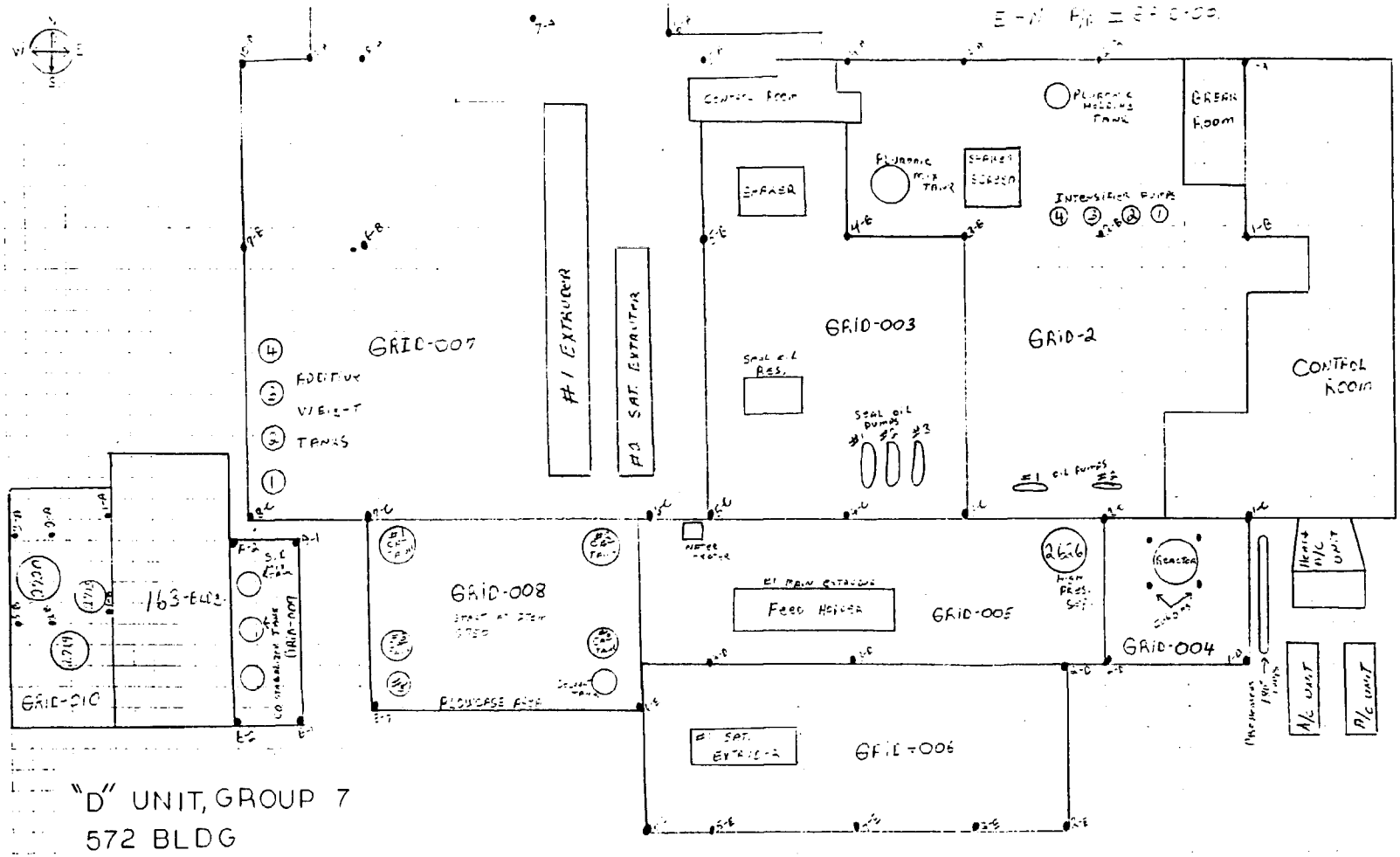

"D" UNIT, GROUP 7
572 BLDG

DUP 0325520

UNIT 12, GROUP 10
571 BLDG, "D" UNIT

DUP 0325521

"D" UNIT 12, GROUP 11

ACETONE

DUP 0325522

5TH ST.
GRID-002
"D" UNIT 12,
GROUP 12
575-SHOP
F/R GRID-001
AVE. G
574-BLDG
GRID-003
S
W
E
N

DUP 0325523

"D" UNIT 12, GROUP 13

BLDG 189 - MISC

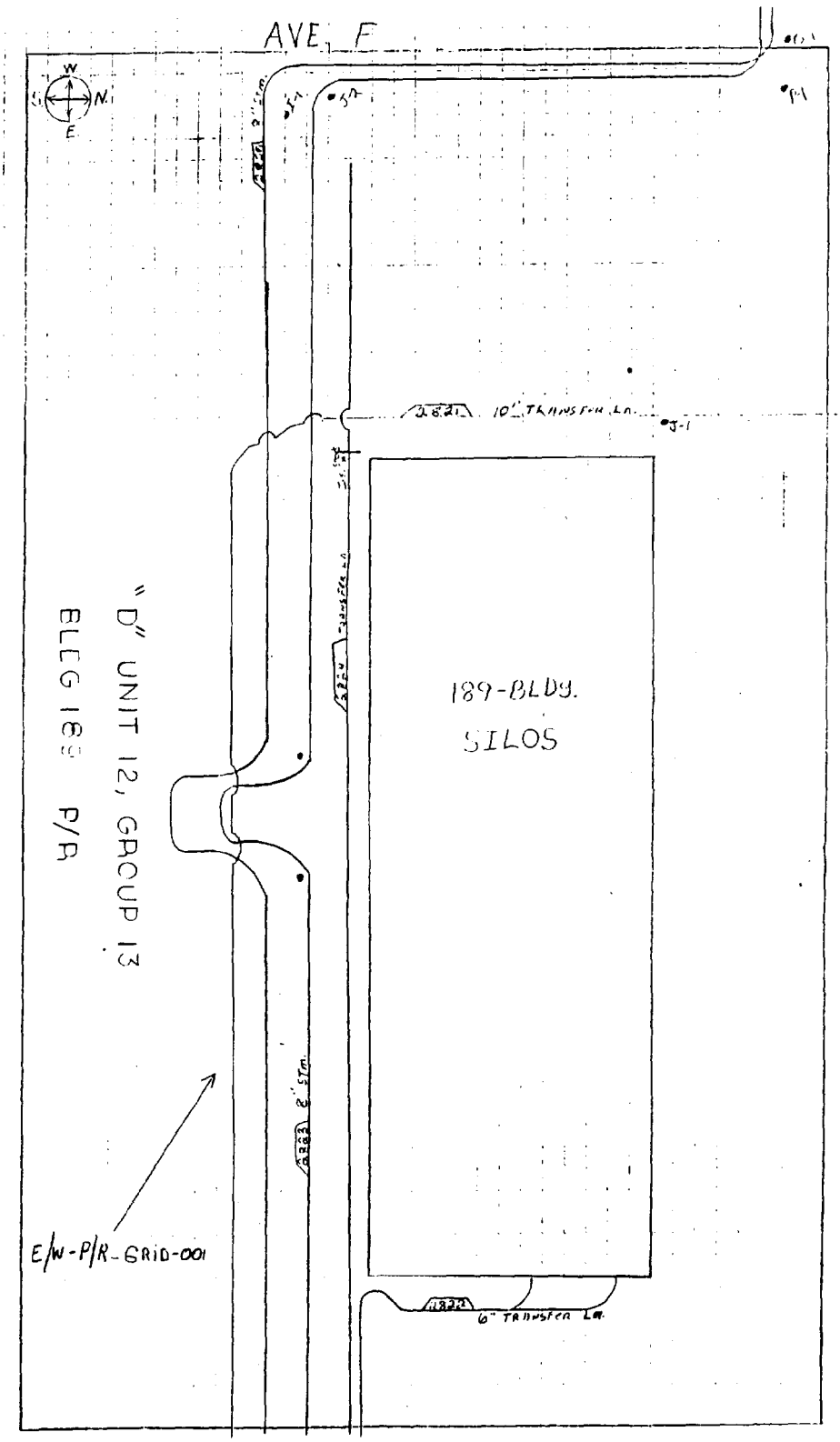
AVE. F
W
S
N
E
"D" UNIT 12, GROUP 13
BLDG 189 P/R
189-BLDG.
SILOS
E/W-P/R-GRID-001
10" TRANSFER LN.
6" TRANSFER LN.

DUP 0325524

C Unit Survey

DUP 0325525

UNIT 4, GROUP 5
166 BLDG, "C" UNIT

DUP 0325526

DUP 0325527

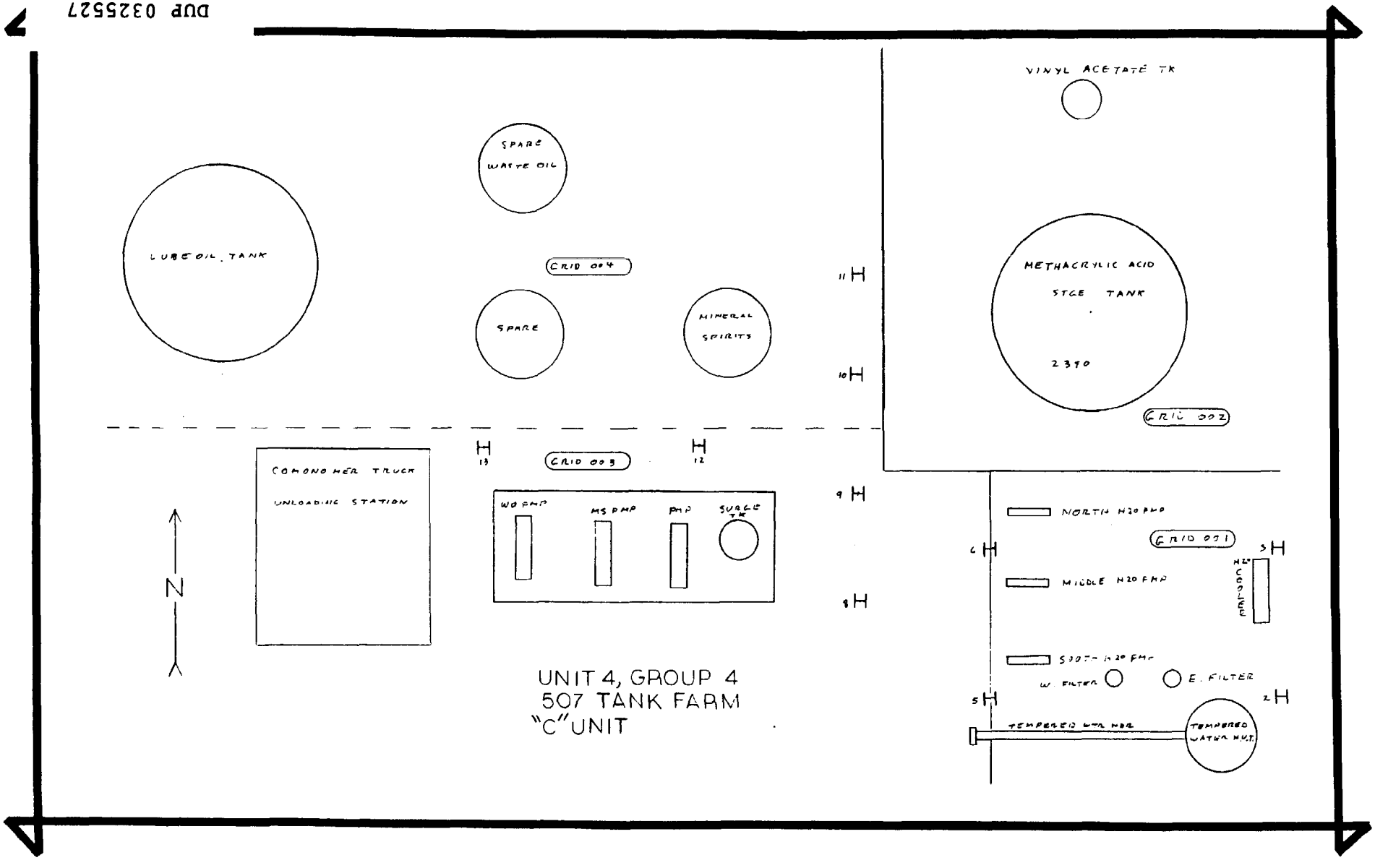

UNIT 4, GROUP 4
507 TANK FARM
"C" UNIT

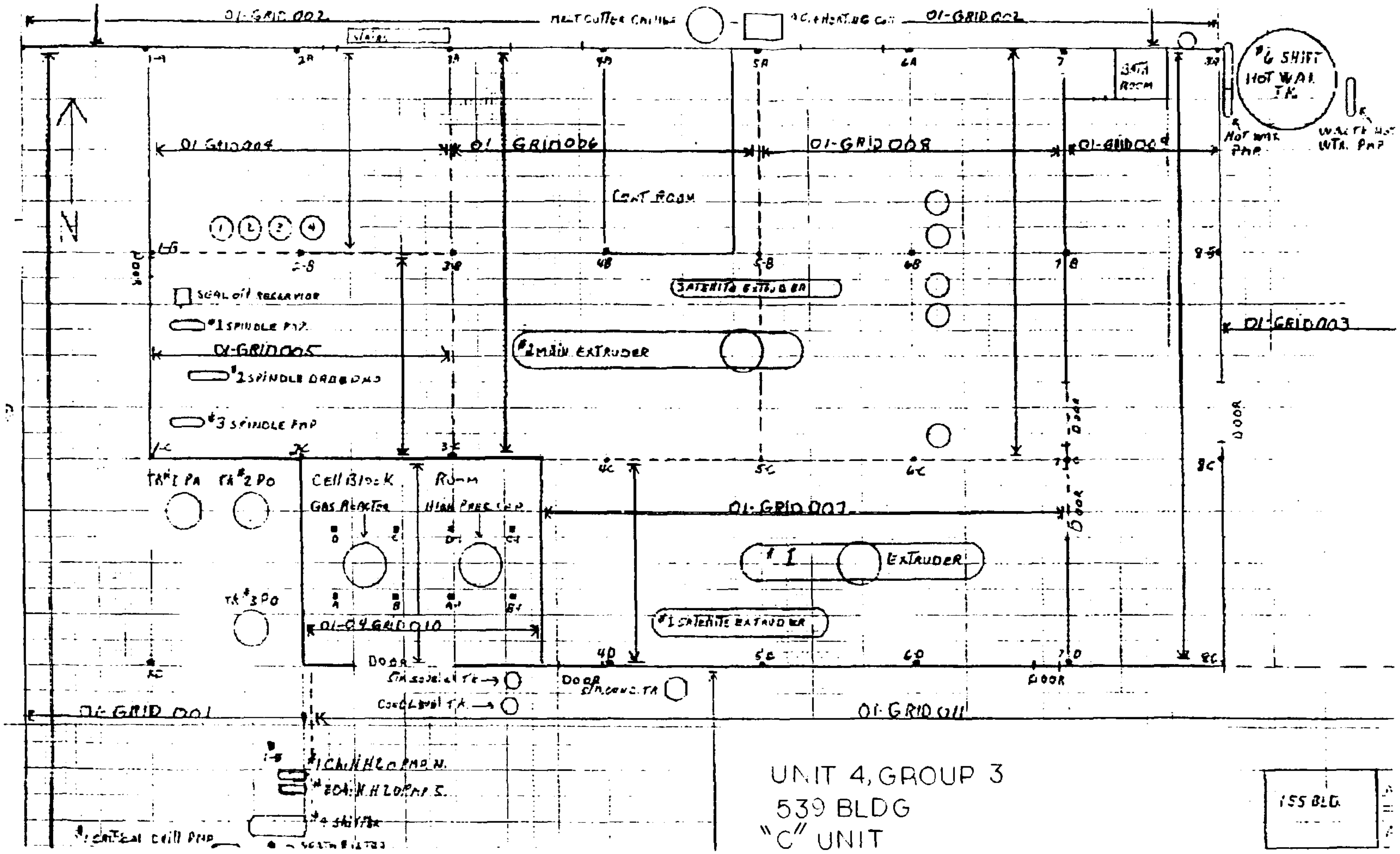
01-GRID 002
01-GRID 004
01-GRID 005
01-GRID 006
01-GRID 007
01-GRID 008
01-GRID 009
01-GRID 010
01-GRID 001
01-GRID 011
01-GRID 003
CONT ROOM
SEAL OIL RECEIVER
#1 SPINDLE PMP
#2 SPINDLE DRAGONS
#3 SPINDLE PMP
#2 MAIN EXTRUDER
SATERITE EXTRUDER
#1 SATERITE EXTRUDER
#1 EXTRUDER
CELL BLOCK ROOM
GAS REACTOR
HIGH PRESSURE
TK #1 PA
TK #2 PO
TK #3 PO
#6 SHIFT HOT WAT. TK.
HOT WTR PMP
DOOR
UNIT 4, GROUP 3
539 BLDG
"C" UNIT
155 BLDG

DUP 0325528

DUP 0325529

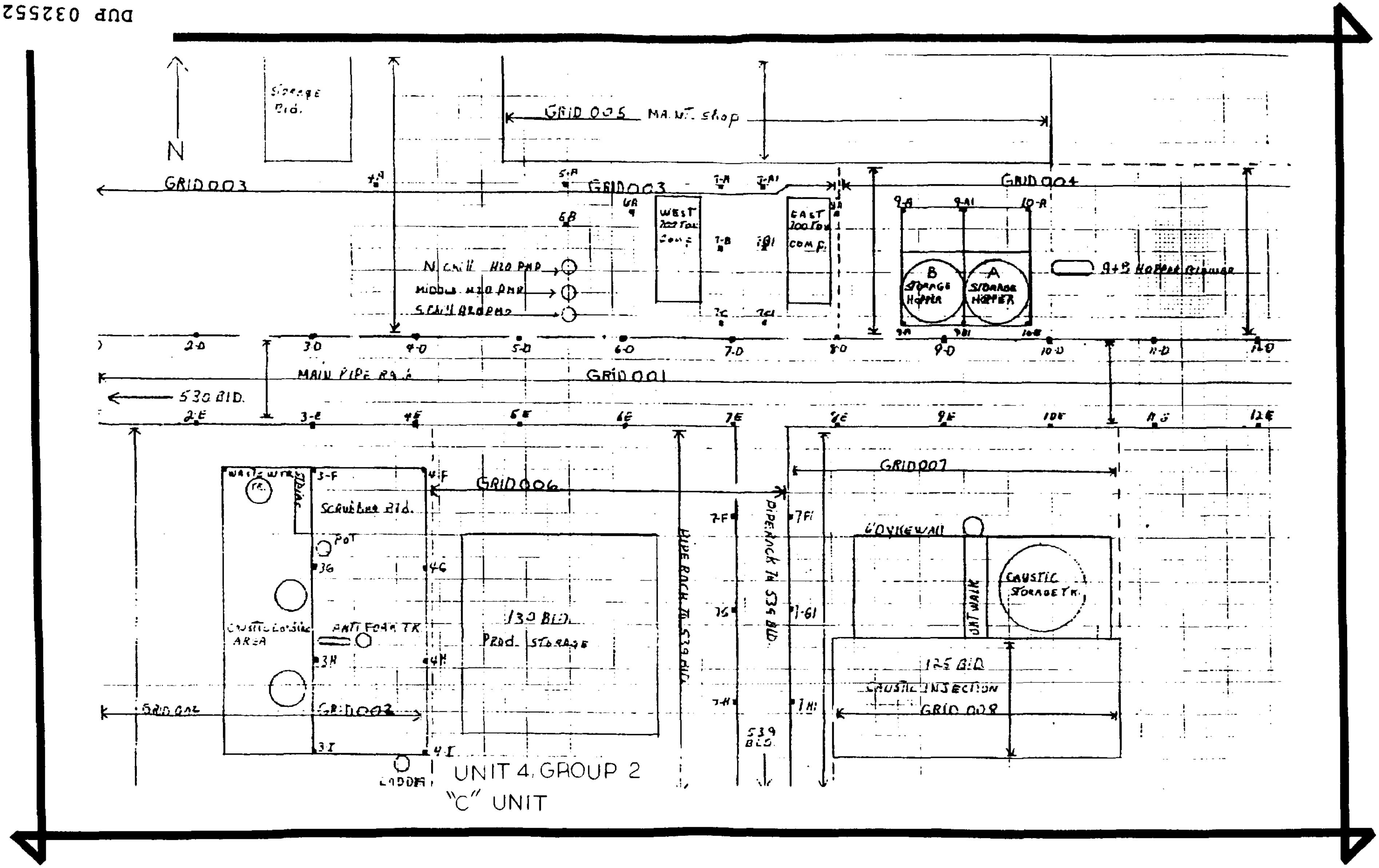
N
Storage Bld.
GRID 005 MAINT. shop
GRID 003
GRID 003
GRID 004
WEST 200 Ton Comp.
EAST 200 Ton COMP.
N. CHILL H2O PMP
MIDDLE H2O PMP
B STORAGE HOPPER
A STORAGE HOPPER
9+B HOPPER BLOWER
MAIN PIPE RACK
GRID 001
530 BLD.
GRID 006
GRID 007
Scrubber Bld.
WASTE WTR. TK.
CAUSTIC COOLING AREA
ANTI FOAM TK
POT
LADDER
GRID 002
130 BLD.
Prod. STORAGE
PIPE RACK TO 539 BLD.
PIPERACK TO 534 BLD.
539 BLD.
CATWALK
CAUSTIC STORAGE TK.
125 BLD.
CAUSTIC INJECTION
GRID 008
UNIT 4, GROUP 2
"C" UNIT

DUP 0325530

BLDG 571 COMPRESSION
UNIT 12, GROUP 1

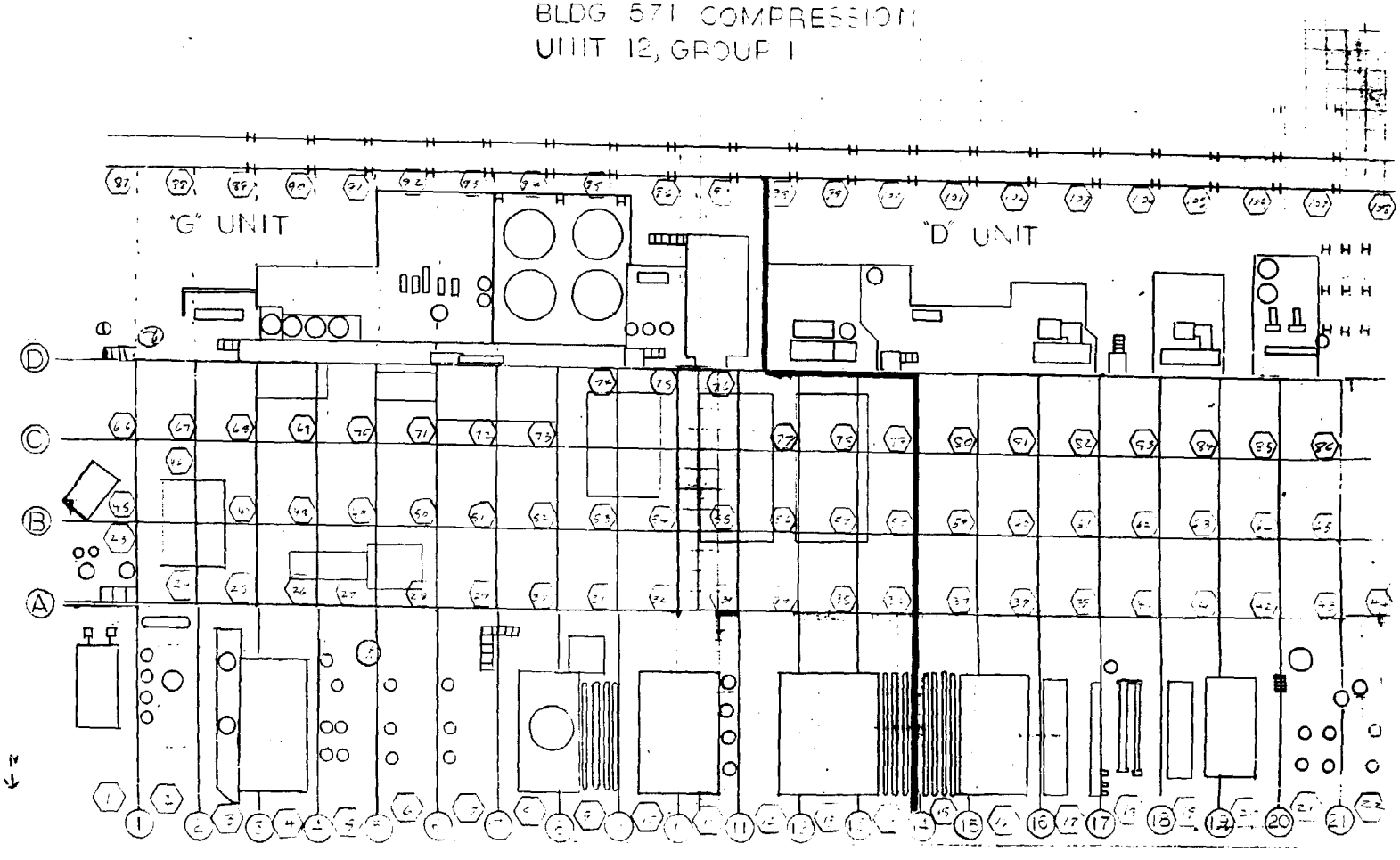

DUP 0325531

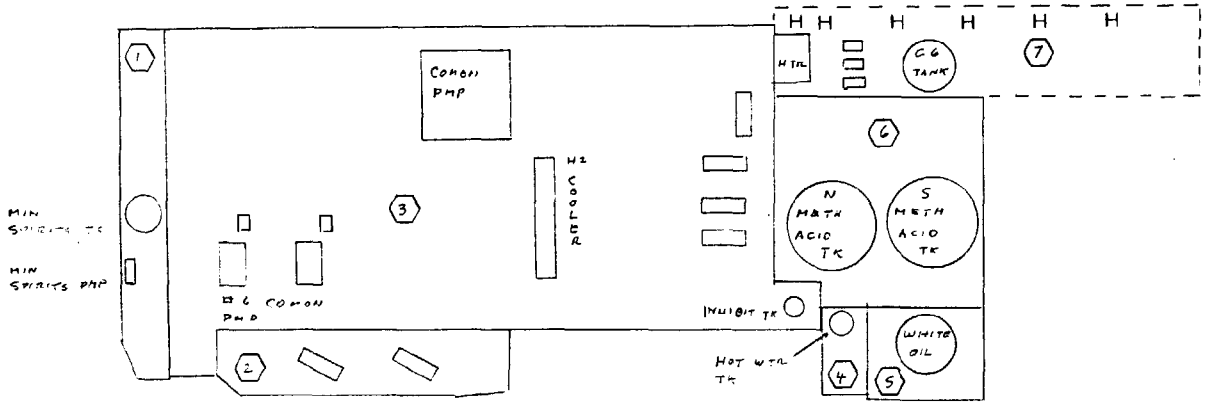

2081 COMONOMER BLDG

"D" UNIT 12, GROUP 2

DUP 0325532

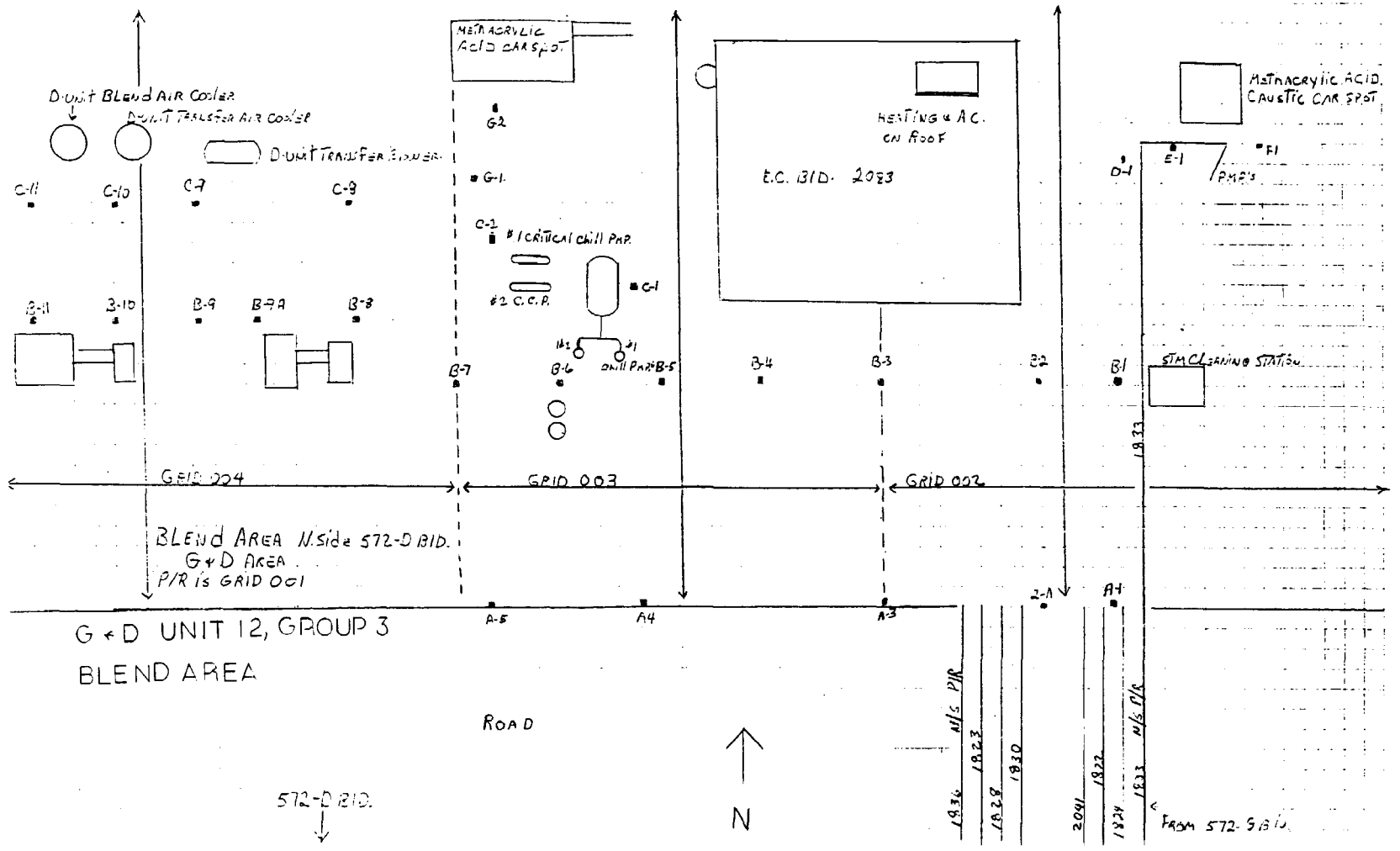
METHACRYLIC ACID CAR SPOT
D-UNIT BLEND AIR COOLER
D-UNIT TRANSFER AIR COOLER
D-UNIT TRANSFER BLENDER
G-2
G-1
C-11
C-10
C-7
C-9
C-2
#1 CRITICAL CHILL PMP.
#2 C.C.P.
C-1
B-11
B-10
B-9
B-9A
B-8
B-7
B-6
#1
#2
CHILL PMP
B-5
B-4
B-3
B-2
B-1
HEATING & A.C. ON ROOF
E.C. BLD. 2083
METHACRYLIC ACID CAUSTIC CAR SPOT
D-1
E-1
F1
PMP's
STM CLEANING STATION
GRID 004
GRID 003
GRID 002
1933
BLEND AREA N. Side 572-D BLD.
G+D AREA
P/R is GRID 001
A-5
A4
A-3
2-A
A-1
G + D UNIT 12, GROUP 3
BLEND AREA
ROAD
572-D BLD.
N
N/S P/R
1936
1823
1828
1830
2091
1822
1824
1833
N/S P/R
FROM 572-S BLD.

DUP 0325533

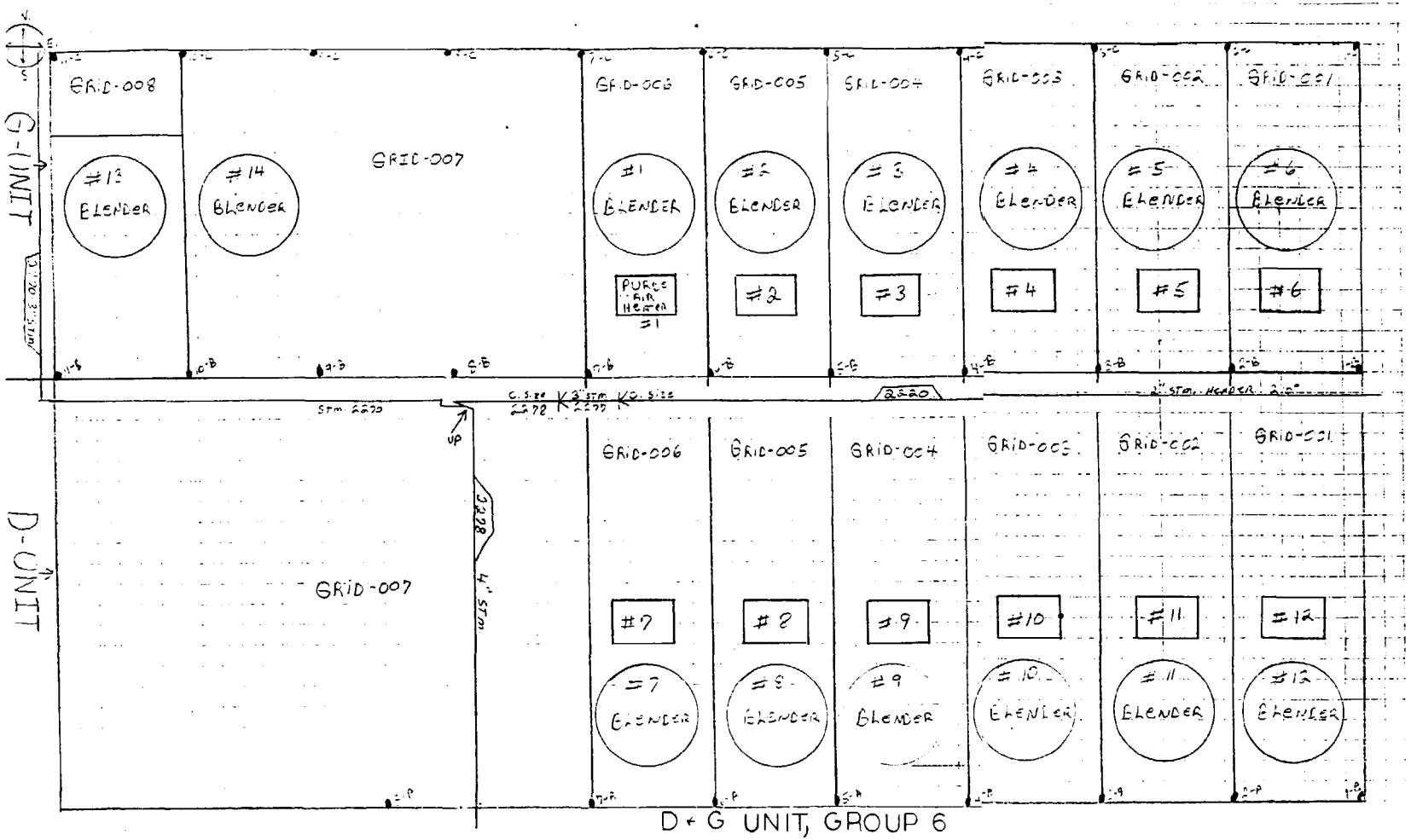

D & G UNIT, GROUP 6
2140 BLDG

DUP 0325534

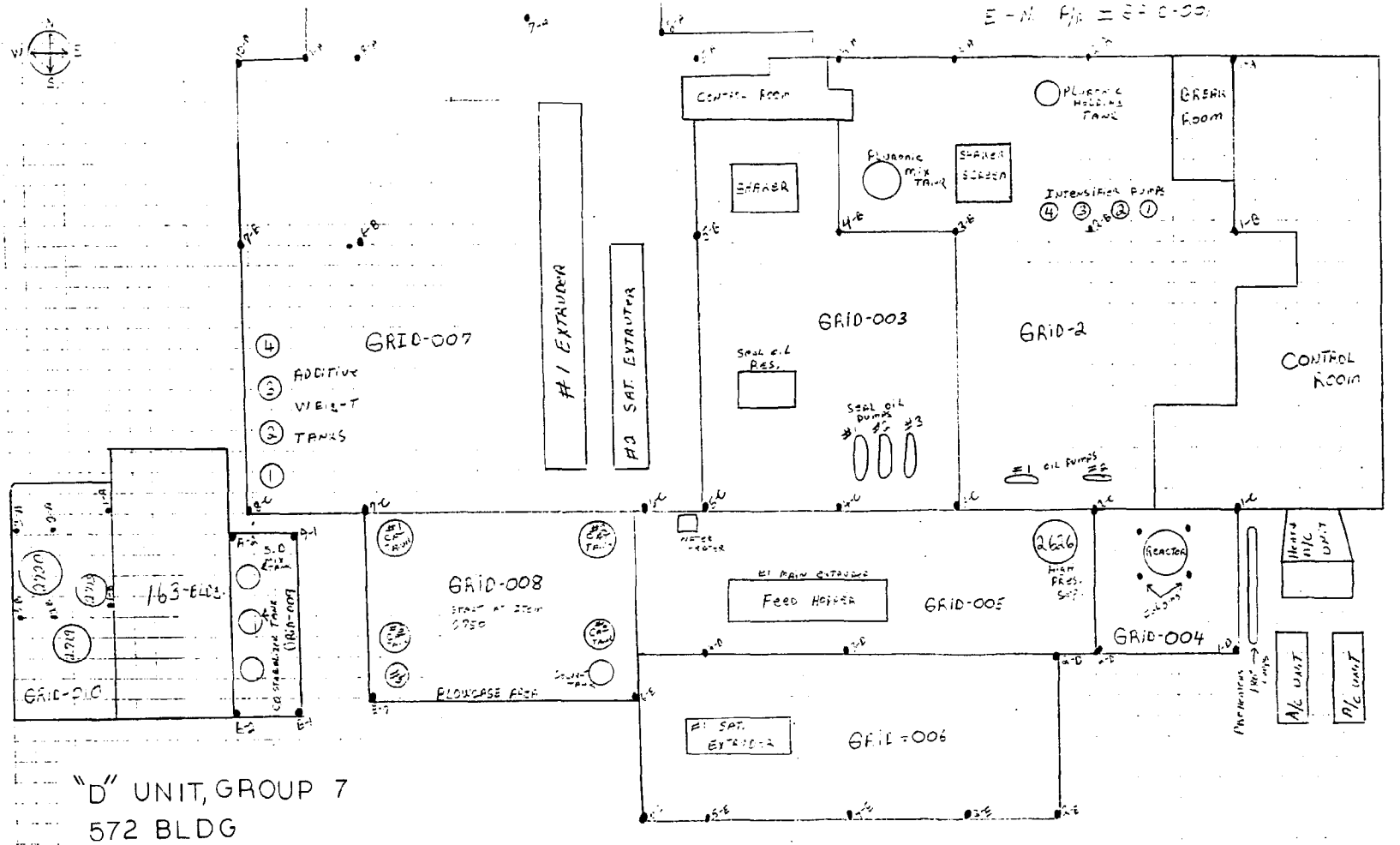

"D" UNIT, GROUP 7
572 BLDG

DUP 0325535

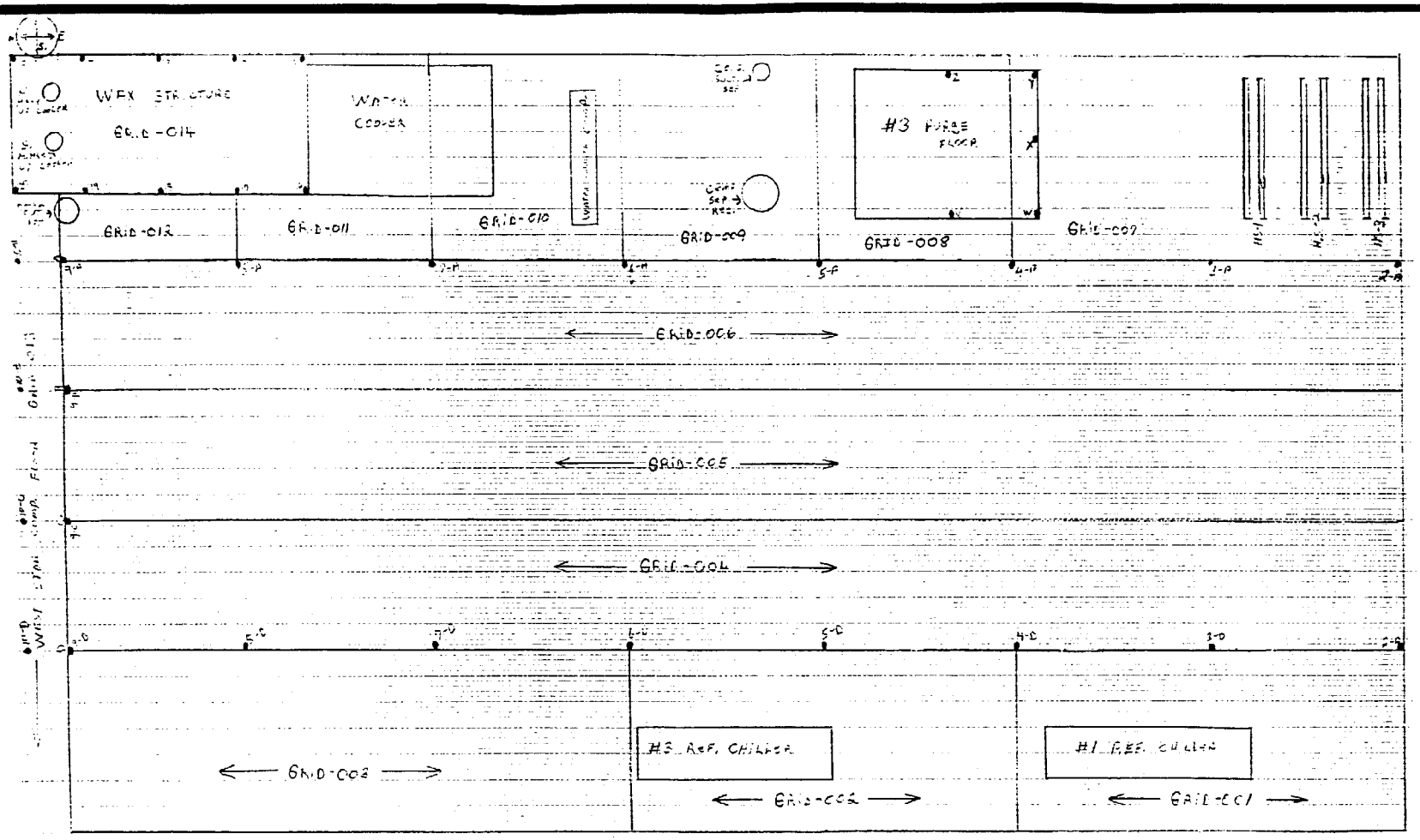

UNIT 12, GROUP 10
571 BLDG, "D" UNIT

DUP 0325536

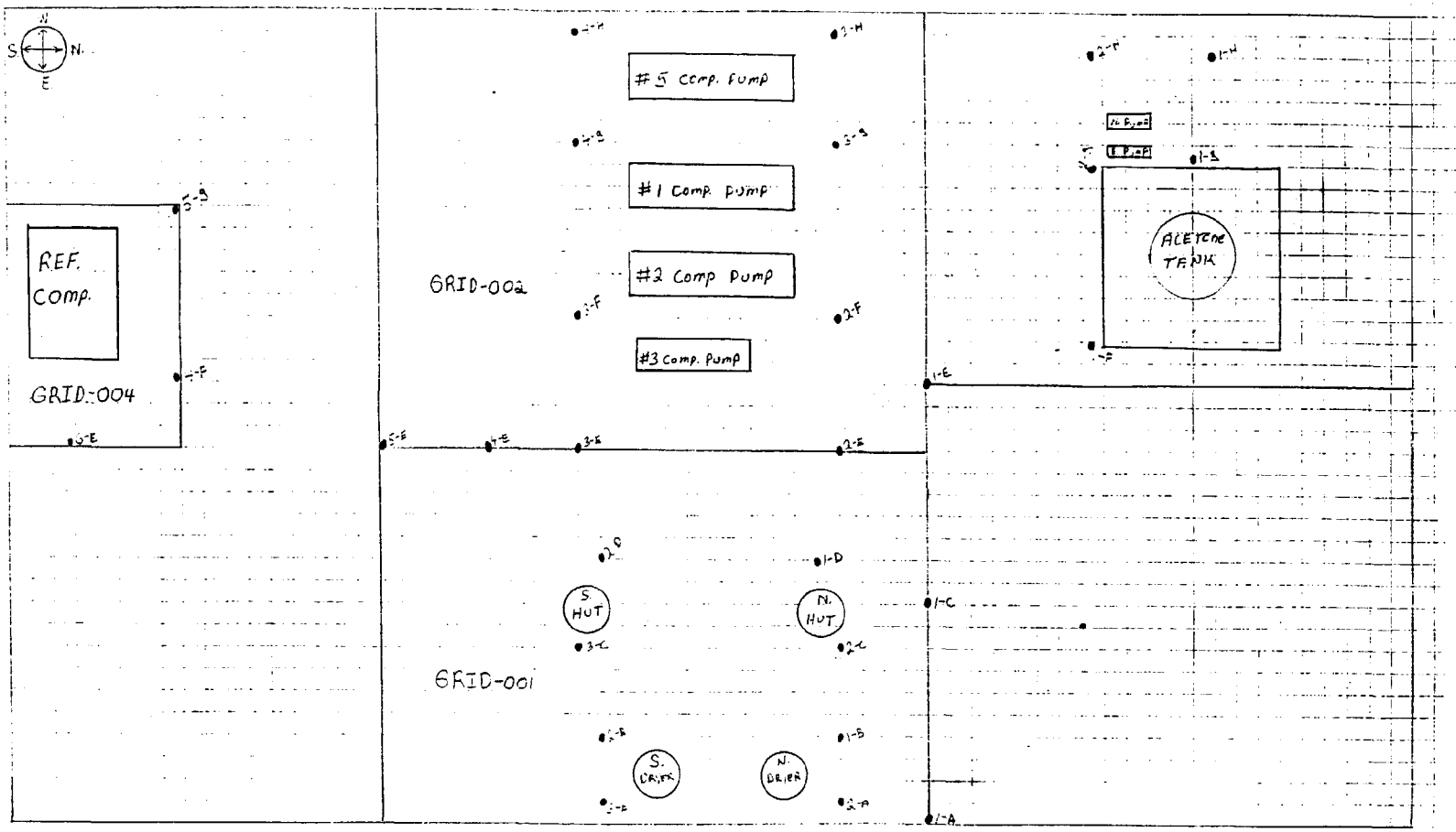

"D" UNIT 12, GROUP 11

ACETONE

DUP 0325537

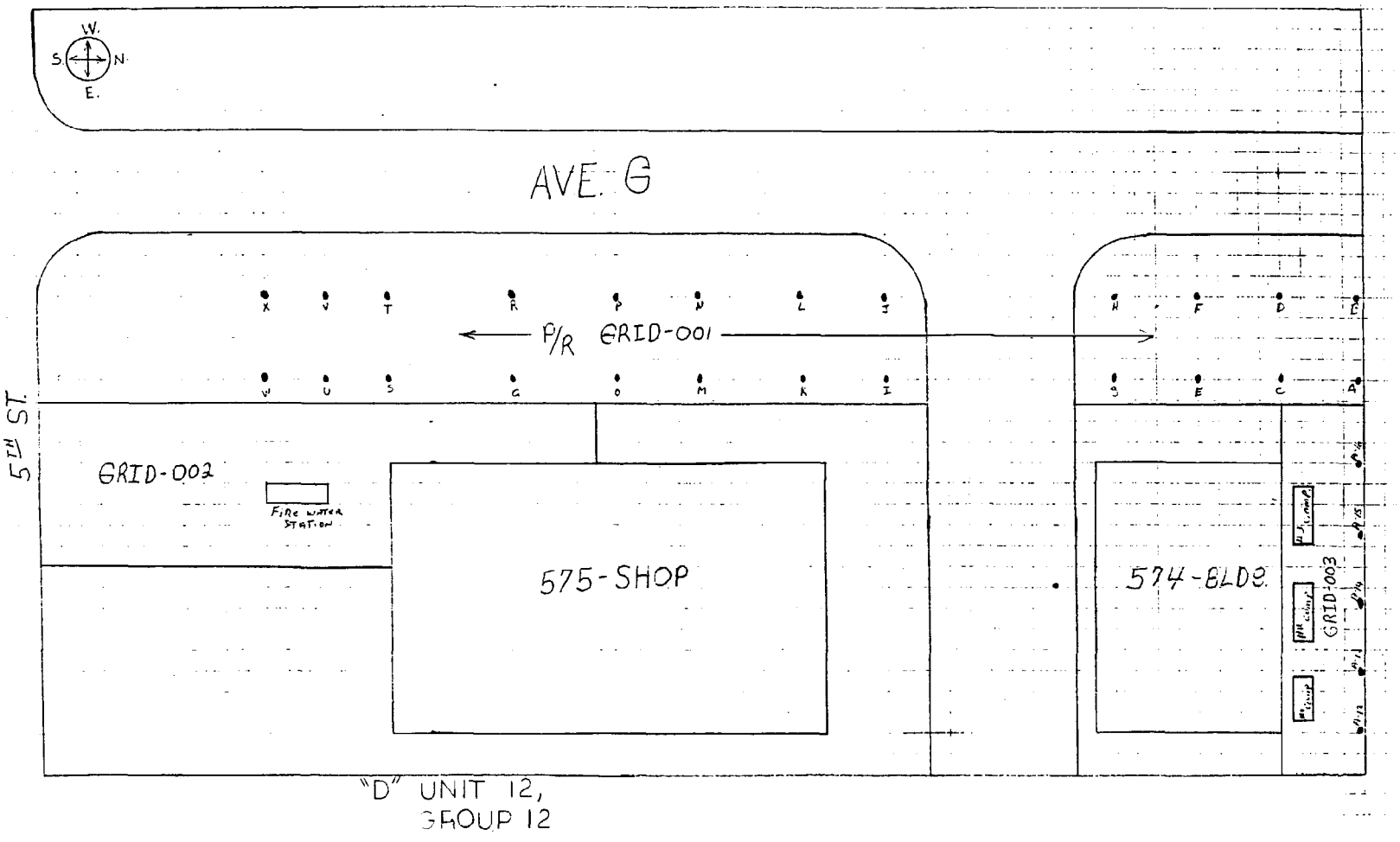

"D" UNIT 12,
GROUP 12

DUP 0325538

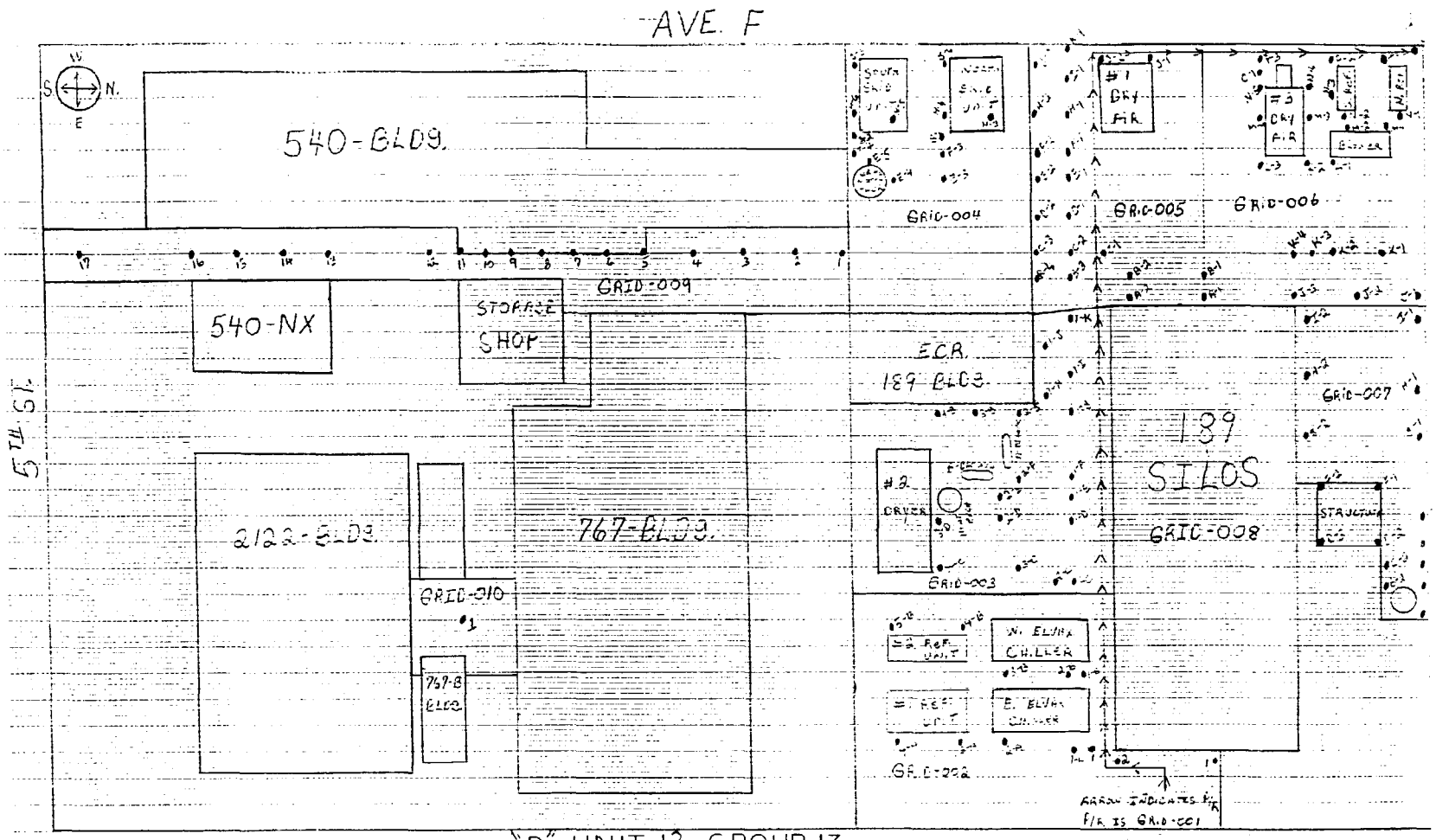

"D" UNIT 12, GROUP 13

BLDG 189 - MISC

DUP 0325539

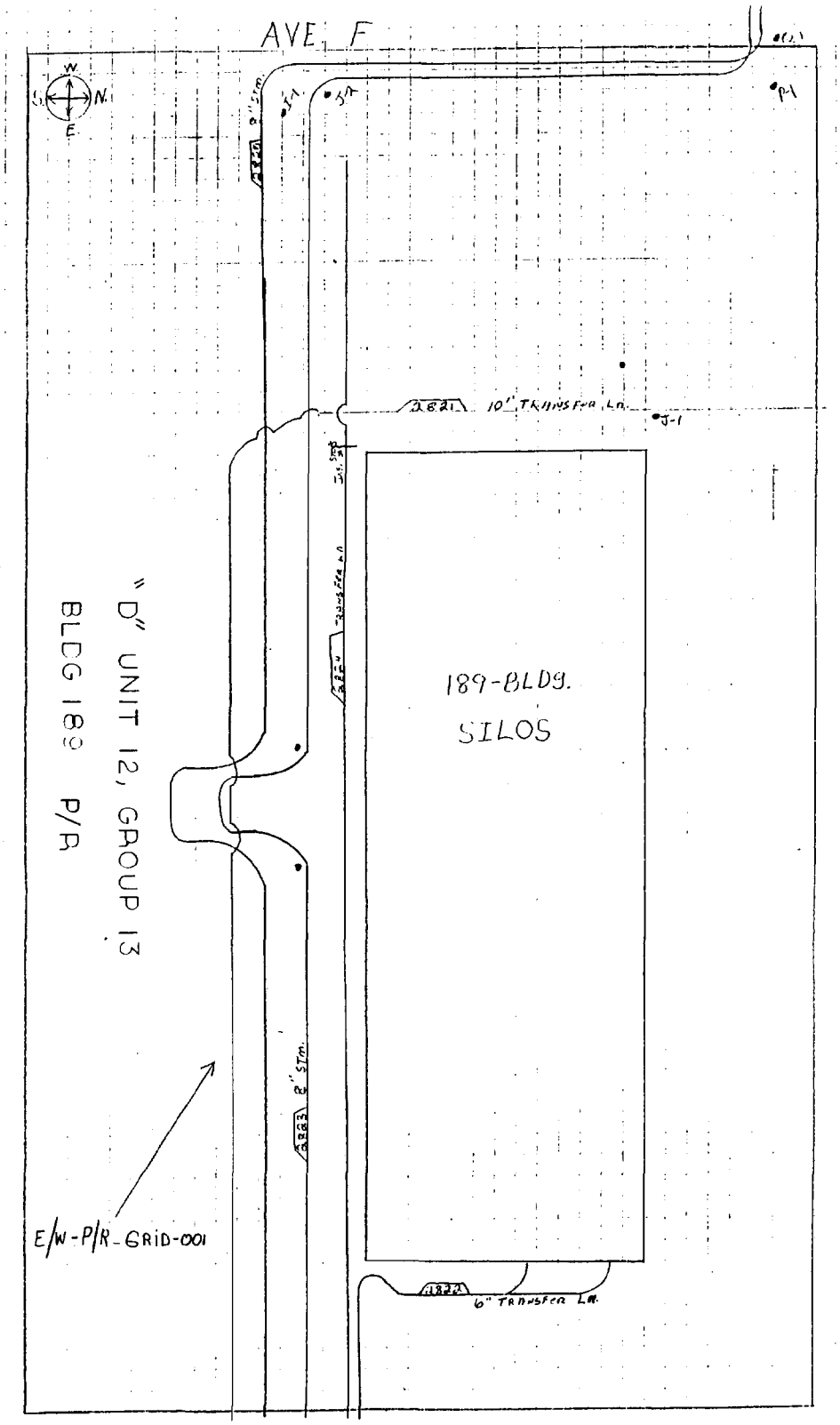
AVE. F
W
S
N
E
8" STM.
J-1
J-1
P-1
2821
10" TRANSFER LN.
J-1
"D" UNIT 12, GROUP 13
BLDG 189 P/R
189-BLDG.
SILOS
2823
8" STM.
E/W-P/R-GRID-001
2822
6" TRANSFER LN.

DUP 0325540

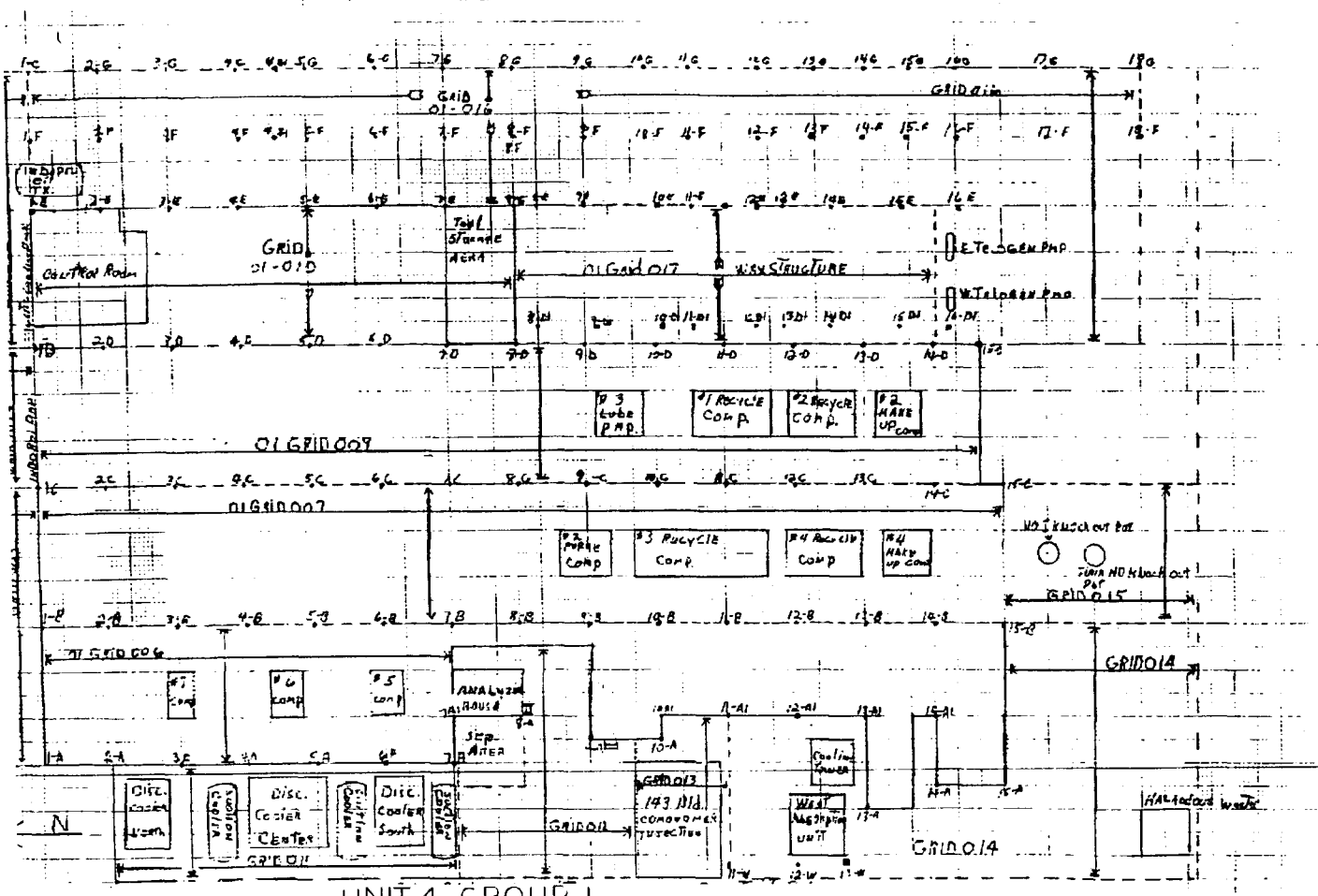

UNIT 4, GROUP 1

530 BLDG, "C" UNIT

DUP 0325541

"C" UNITS

MAPS FOR
C D & C UNITS

SABINE RIVER

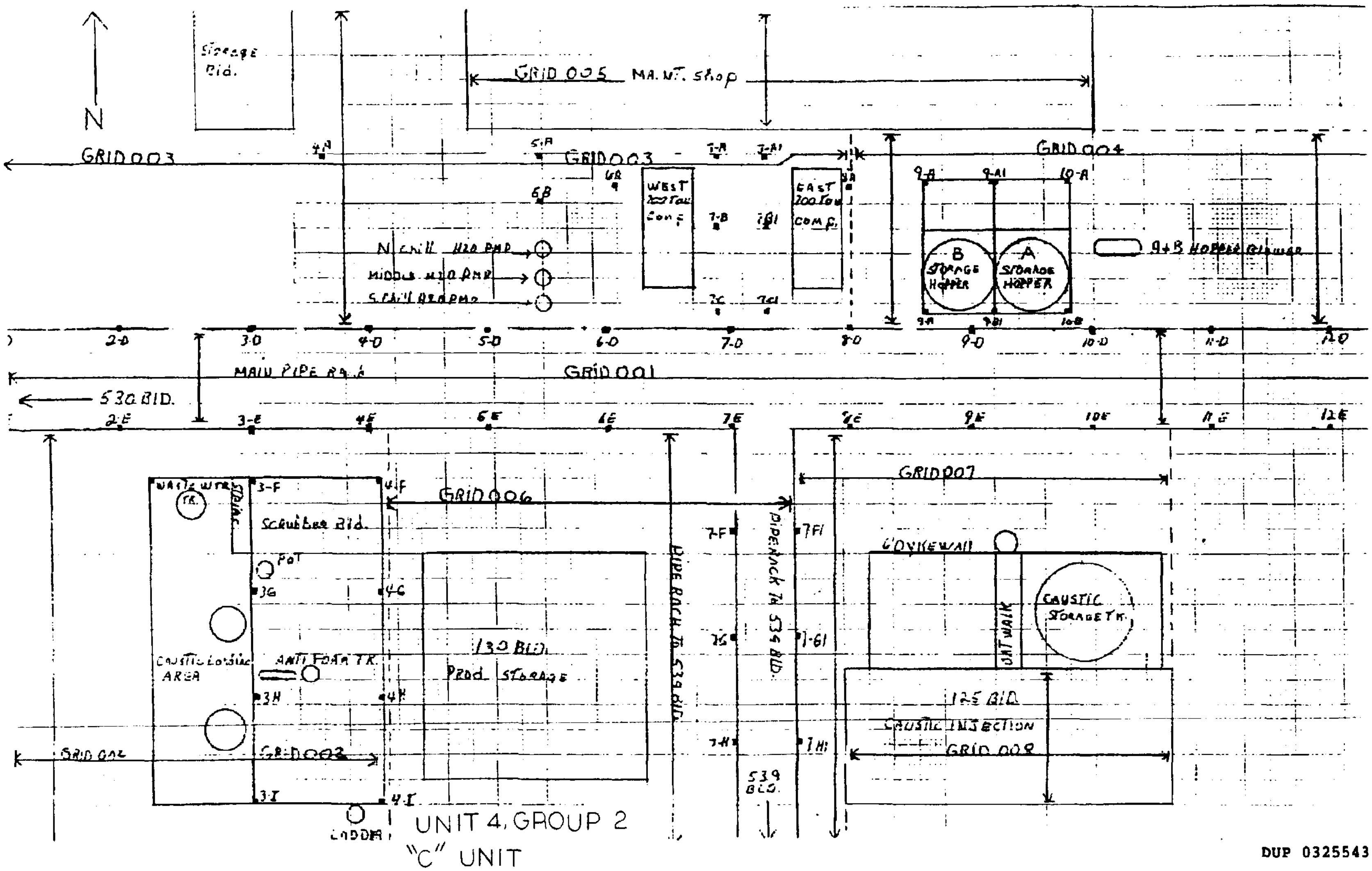
N
Storage Bld.
GRID 005 MA.NT. shop
GRID 003
GRID 003
GRID 004
WEST 200 Ton Comp.
EAST 200 Ton Comp.
B Storage Hopper
A Storage Hopper
9+B Hopper Blower
N Chill H2O PMP
Middle H2O PMP
S Chill H2O PMP
MAIN PIPE RACK
GRID 001
530 BLD.
GRID 006
GRID 007
Scrubber Bld.
Waste Wtr TK.
POT
Caustic Loading AREA
ANTI FOAM TK.
130 BLD.
Prod Storage
PIPE RACK TO 539 BLD.
PIPE RACK TO 539 BLD.
539 BLD.
CATWALK
CAUSTIC STORAGE TK.
125 BLD.
CAUSTIC INJECTION
GRID 008
GRID 003
GRID 002
LADDER
UNIT 4, GROUP 2
"C" UNIT

DUP 0325543

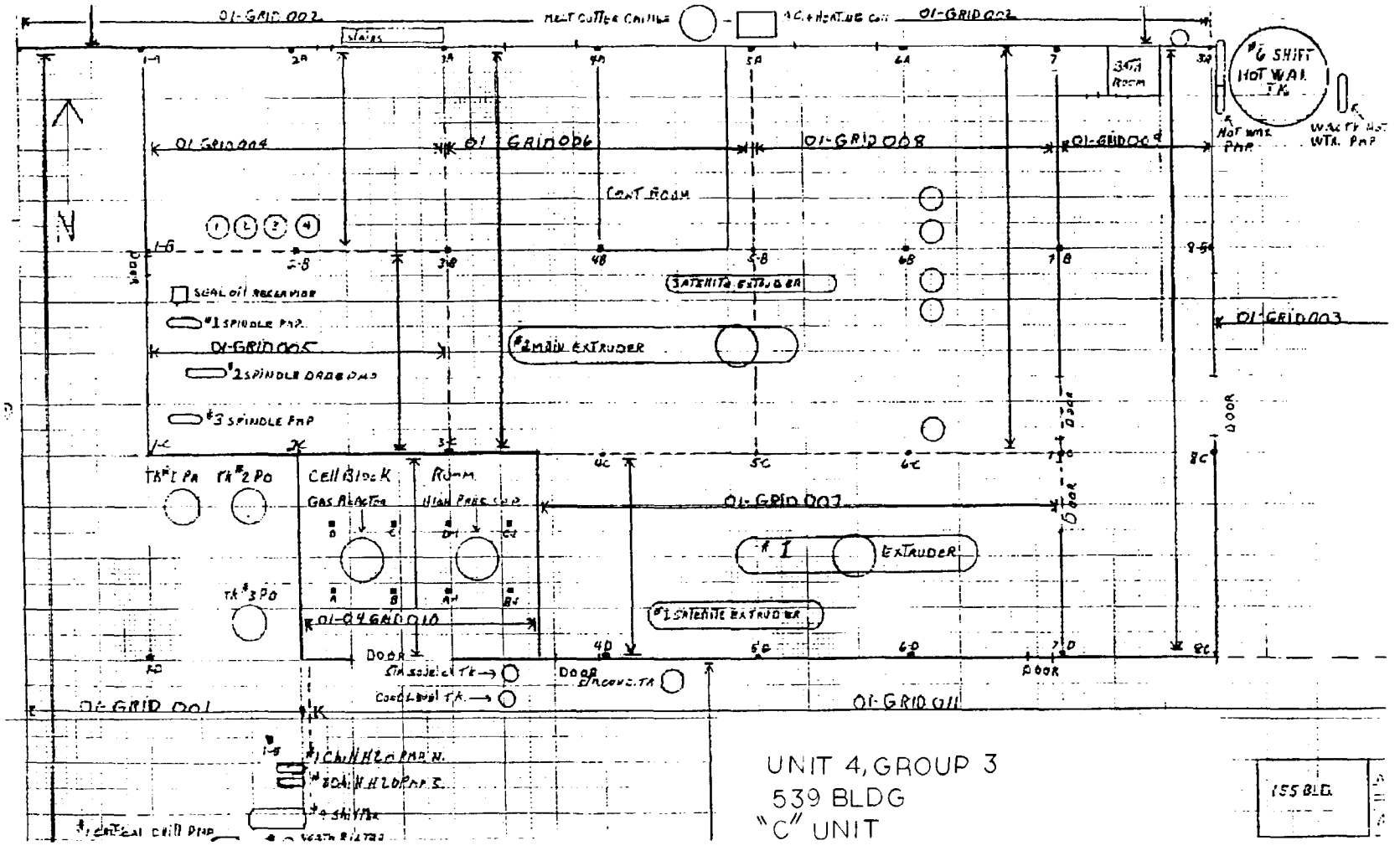

UNIT 4, GROUP 3
539 BLDG
"C" UNIT

DUP 0325544

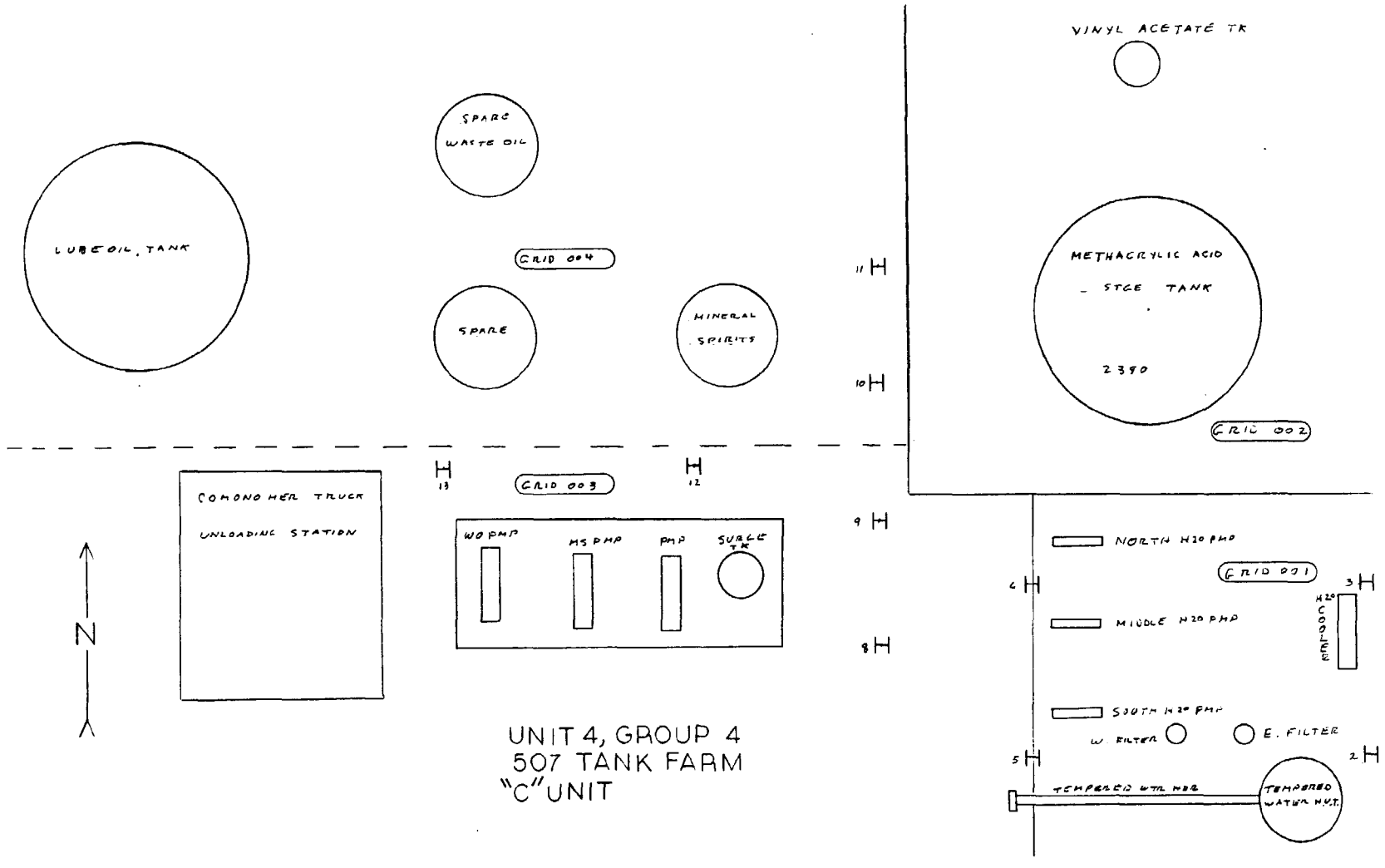

UNIT 4, GROUP 4
507 TANK FARM
"C" UNIT

DUP 0325545

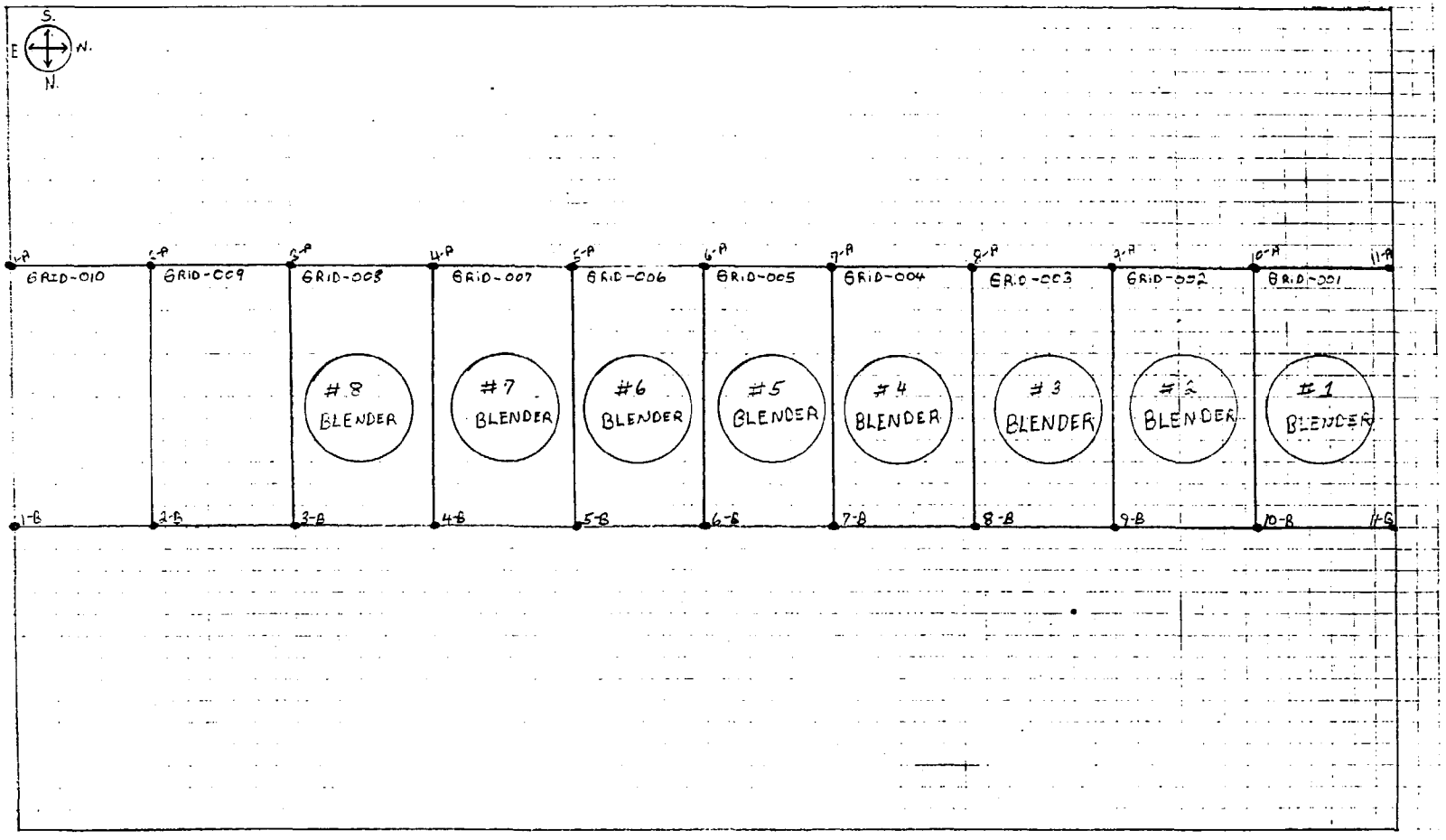

UNIT 4, GROUP 5
166 BLDG, "C" UNIT

DUP 0325546

BLDG 571 COMPRESSION
UNIT 12, GROUP 1

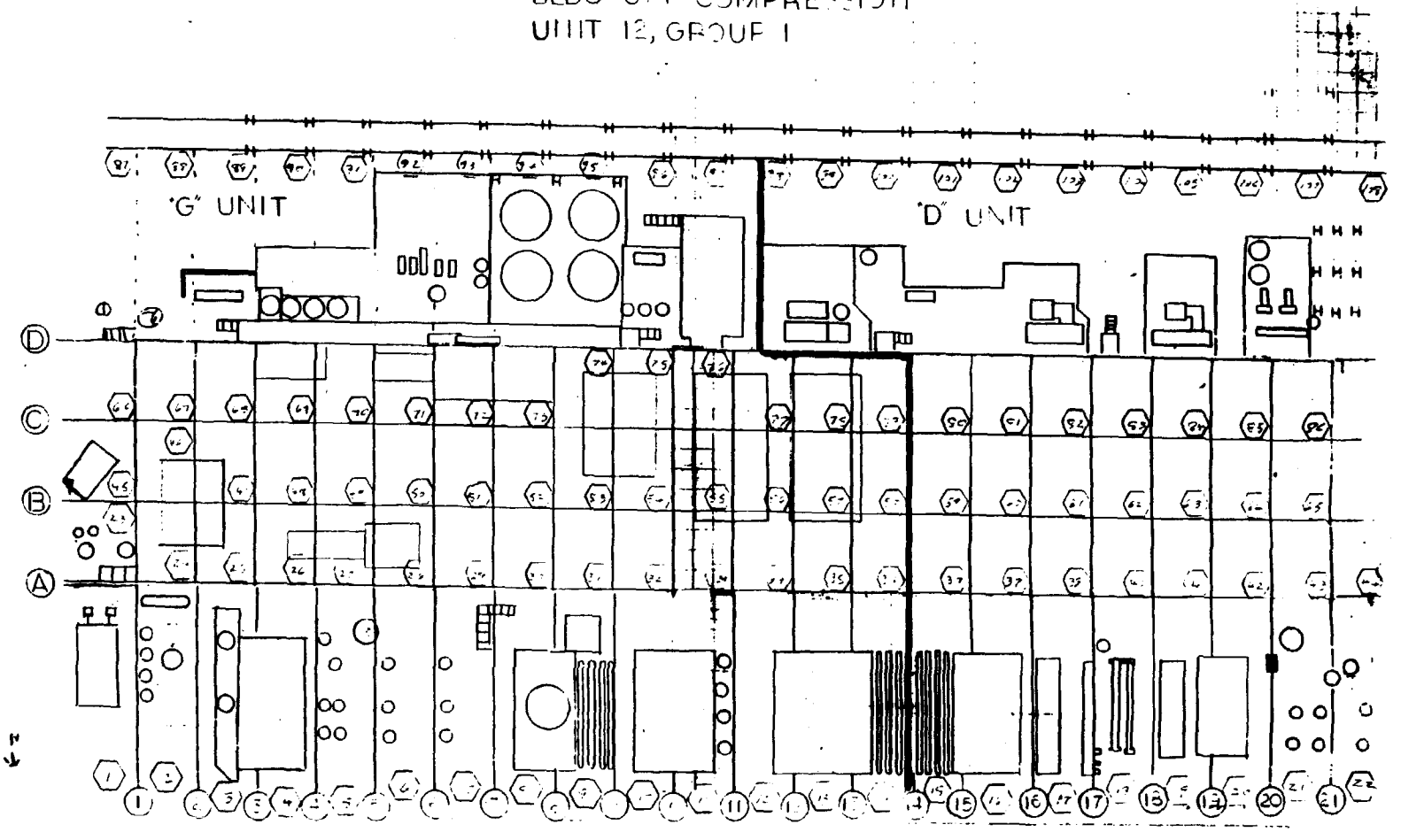

DUP 0325547

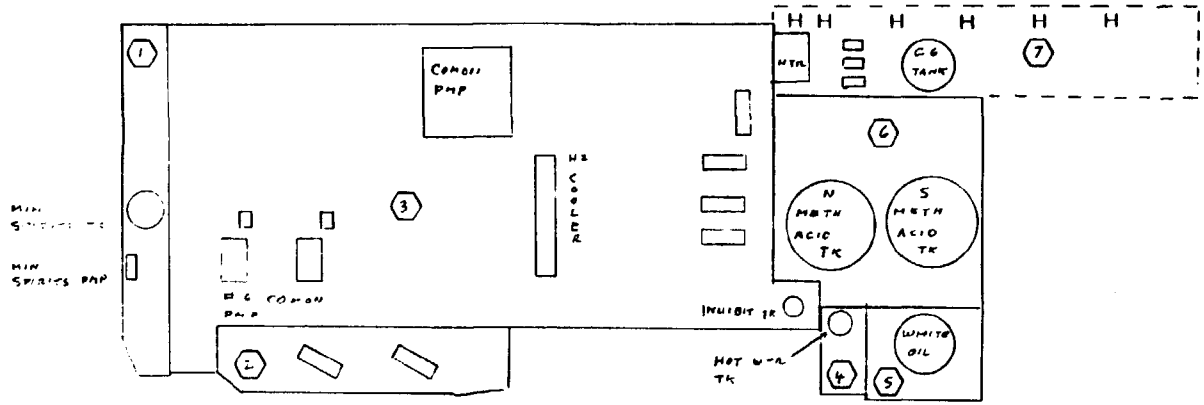

2081 COMONOMER BLDG

"D" UNIT 12, GROUP 2

DUP 0325548

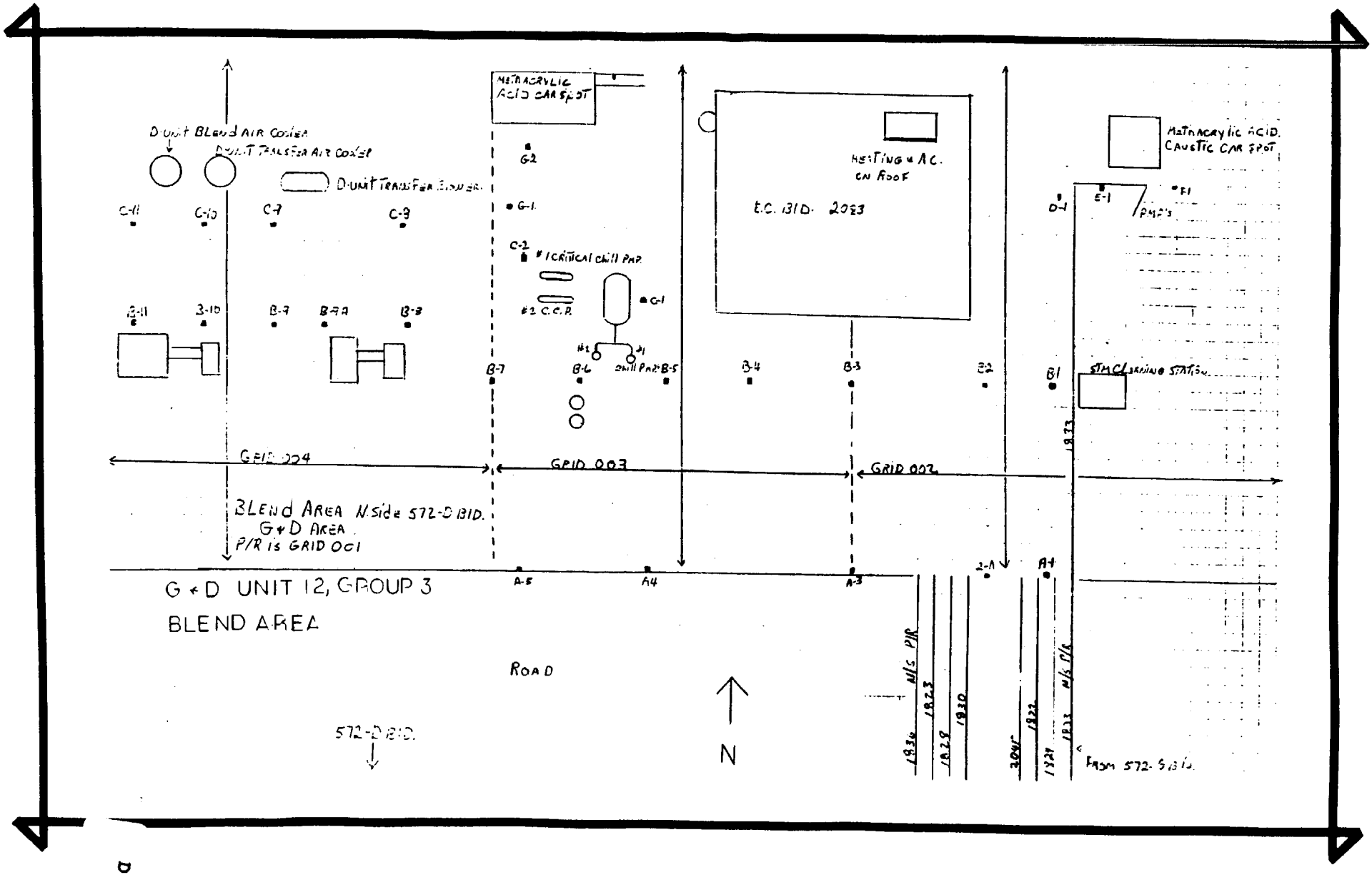

D-Unit Blend Air Cooler
D-Unit Transfer Air Cooler
D-Unit Transfer Blower
C-11
C-10
C-7
C-8
B-11
B-10
B-9
B-9A
B-8
Methacrylic Acid Car Spot
G-2
G-1
C-2
#1 Critical Chill Pmp
#2 C.C.P.
C-1
#1
#1
Chill Pmp
B-7
B-6
B-5
B-4
B-3
B-2
B-1
Heating & A.C. on Roof
E.C. Bld. 2083
Methacrylic Acid Caustic Car Spot
D-1
E-1
F1
Pmp's
Stm Cleaning Station
1933
Grid 004
Grid 003
Grid 002
Blend Area N. Side 572-D Bld.
G & D Area
P/R is Grid 001
A-5
A4
A-3
2-A
A-1
G & D UNIT 12, GROUP 3
BLEND AREA
Road
N
572-D Bld.
N/S P/R
1936
1923
1928
1930
2045
1922
1929
1933
N/S P/R
From 572-D Bld.

DUP 0325549

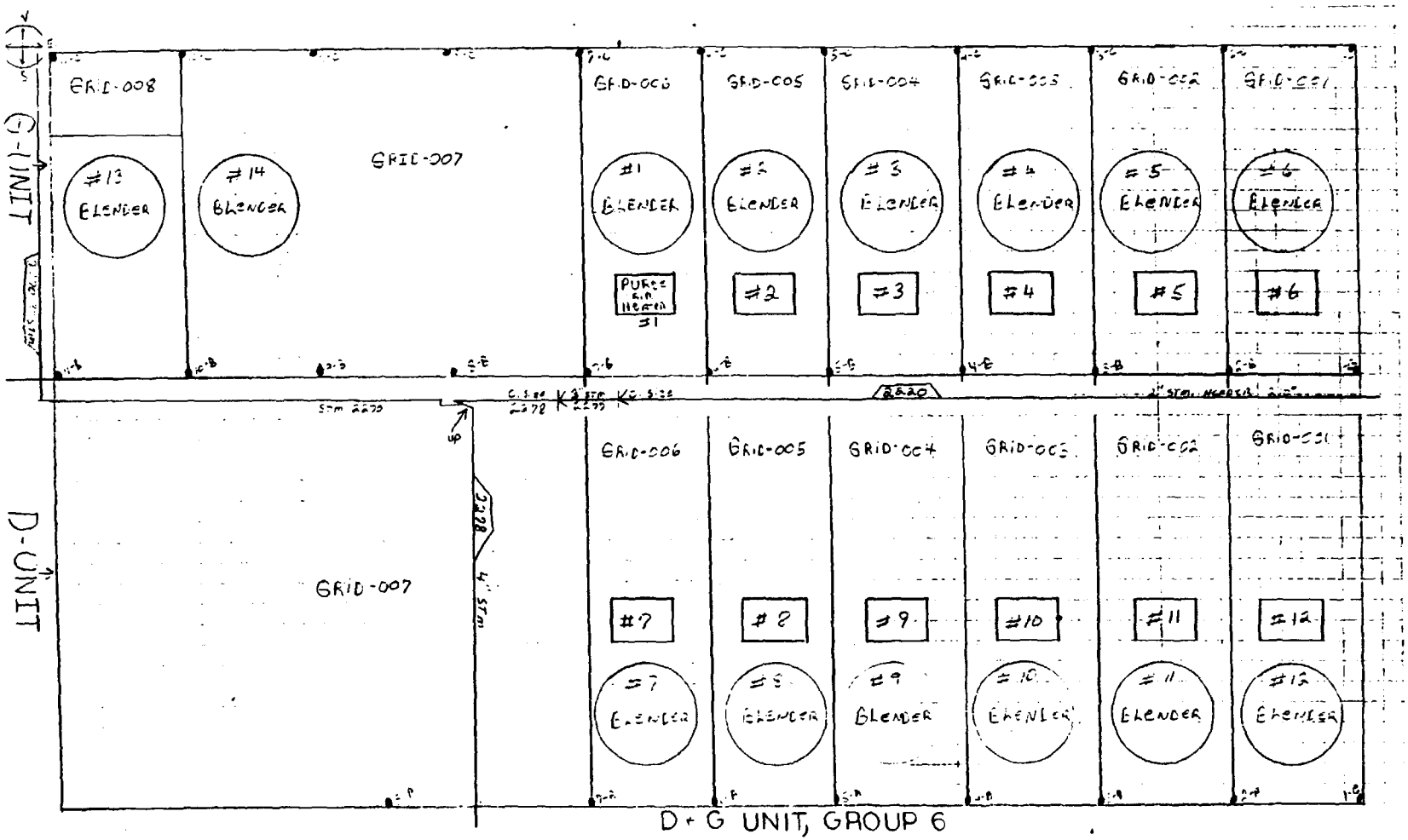

D + G UNIT, GROUP 6
2140 BLDG

DUP 0325550

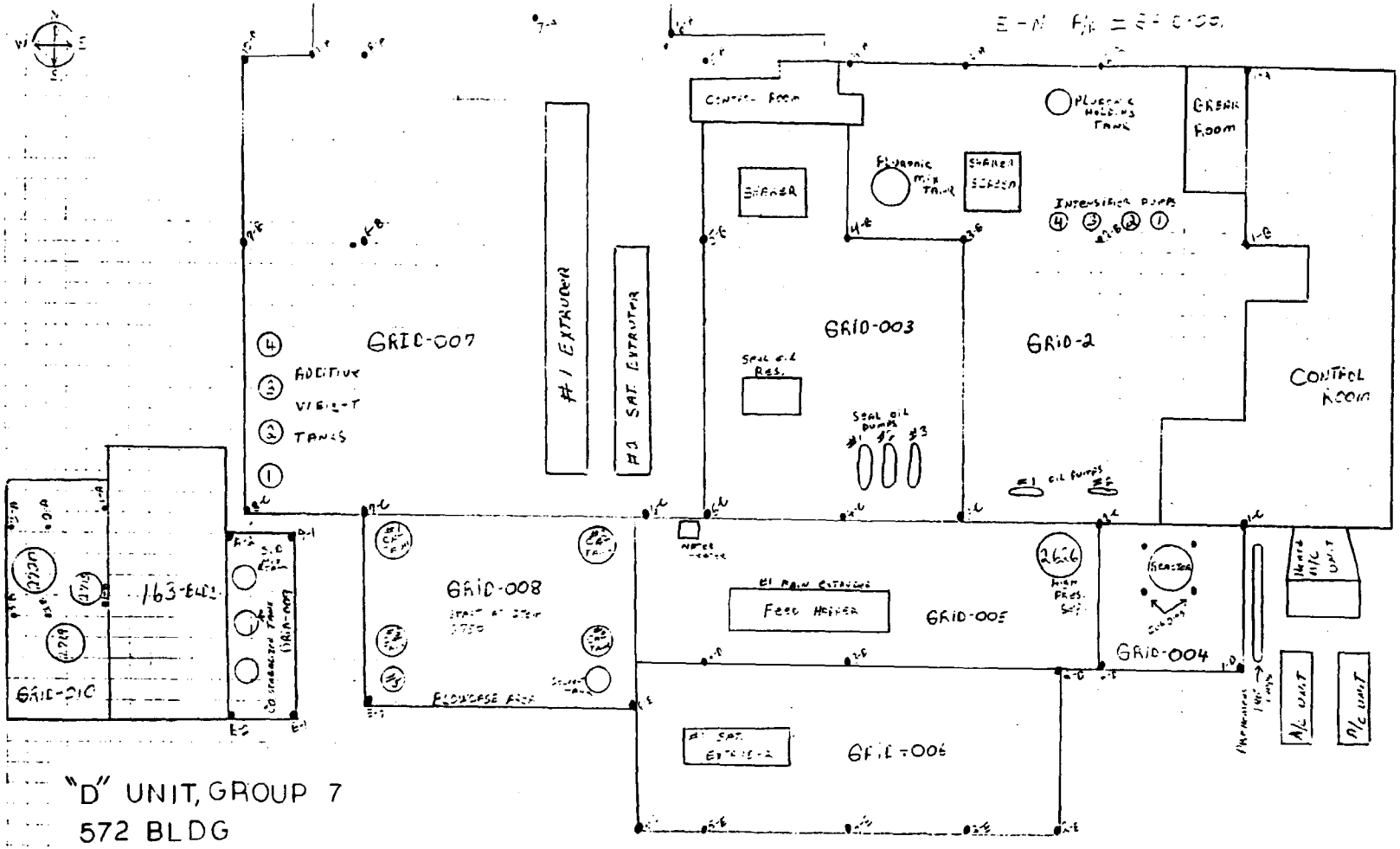

"D" UNIT, GROUP 7
572 BLDG

DUP 0325551

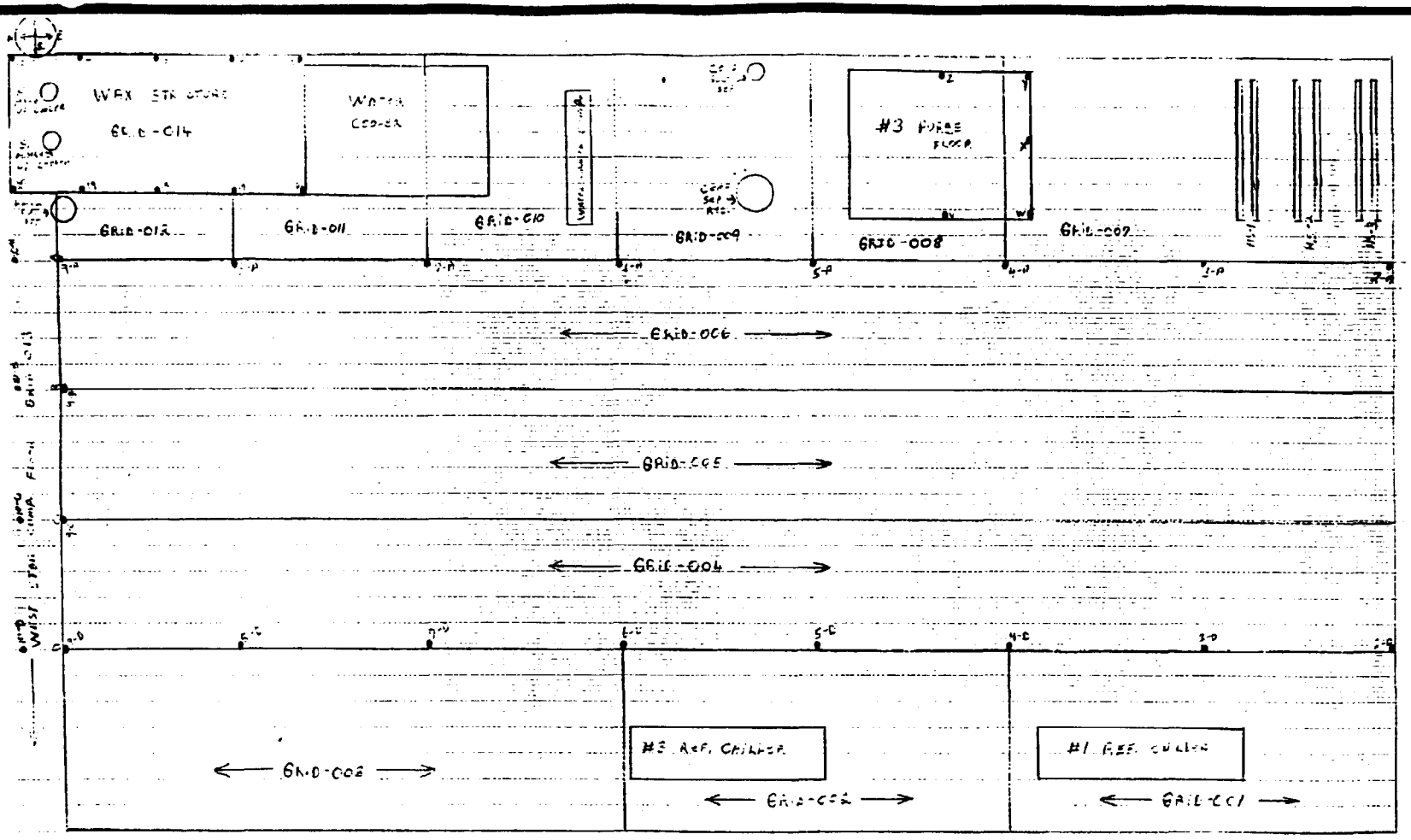

UNIT 12, GROUP 10
571 BLDG, "D" UNIT

DUP 0325552

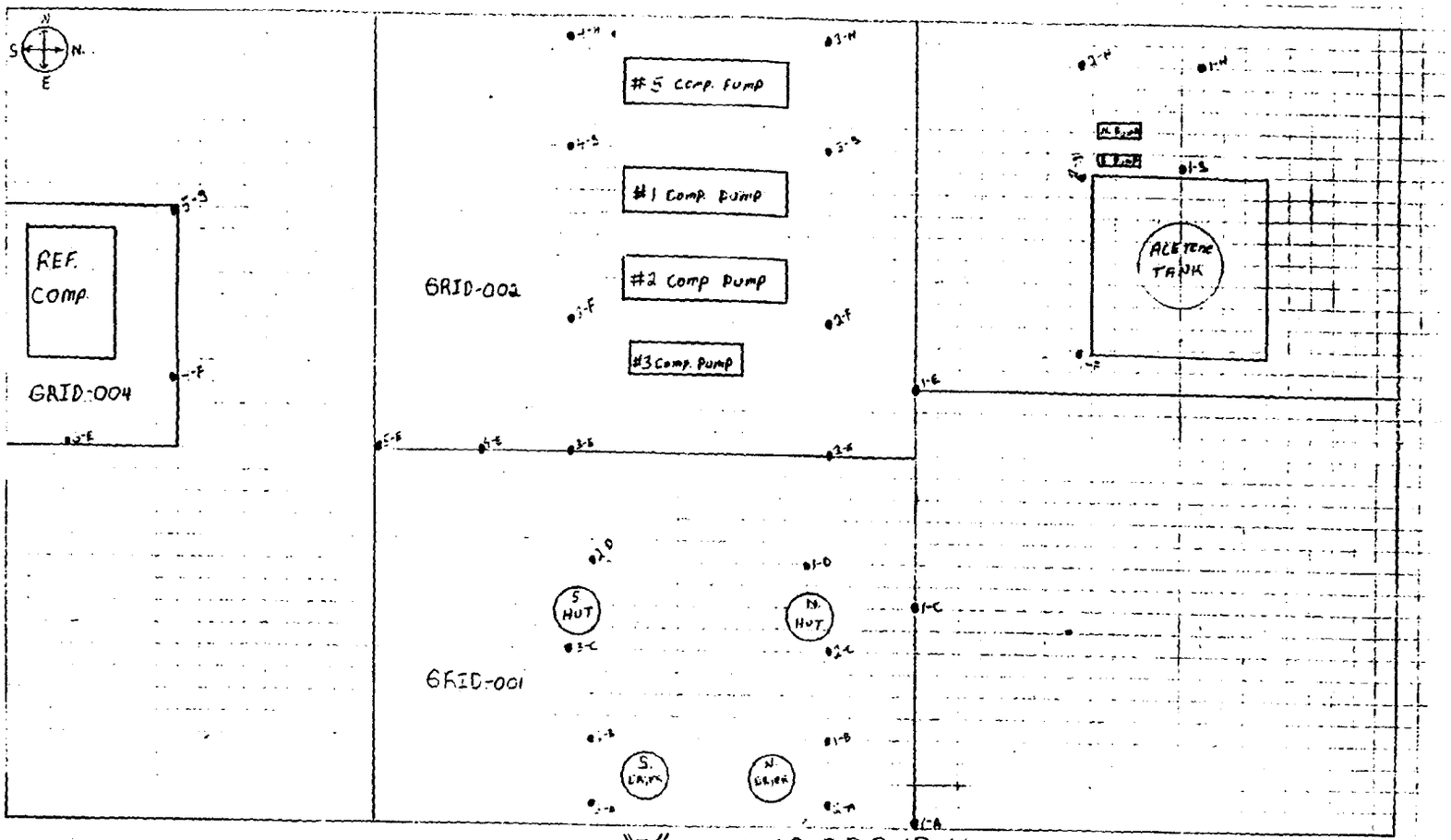

"D" UNIT 12, GROUP 11

ACETONE

DUP 0325553

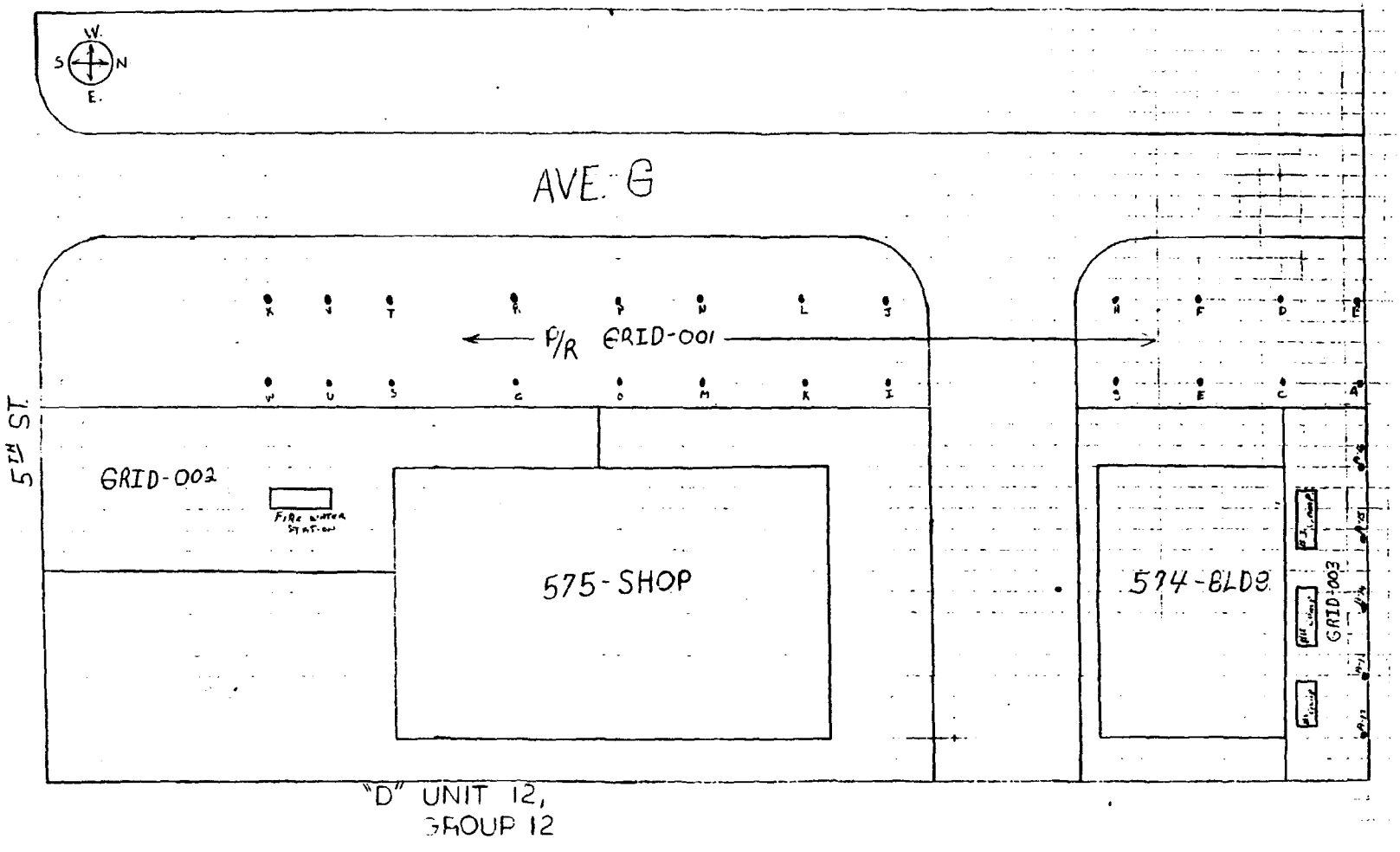
W.
S
N
E.
AVE. G
P/R GRID-001
5TH ST.
GRID-002
575-SHOP
574-BLDG
GRID-003
"D" UNIT 12,
GROUP 12

DUP 0325554

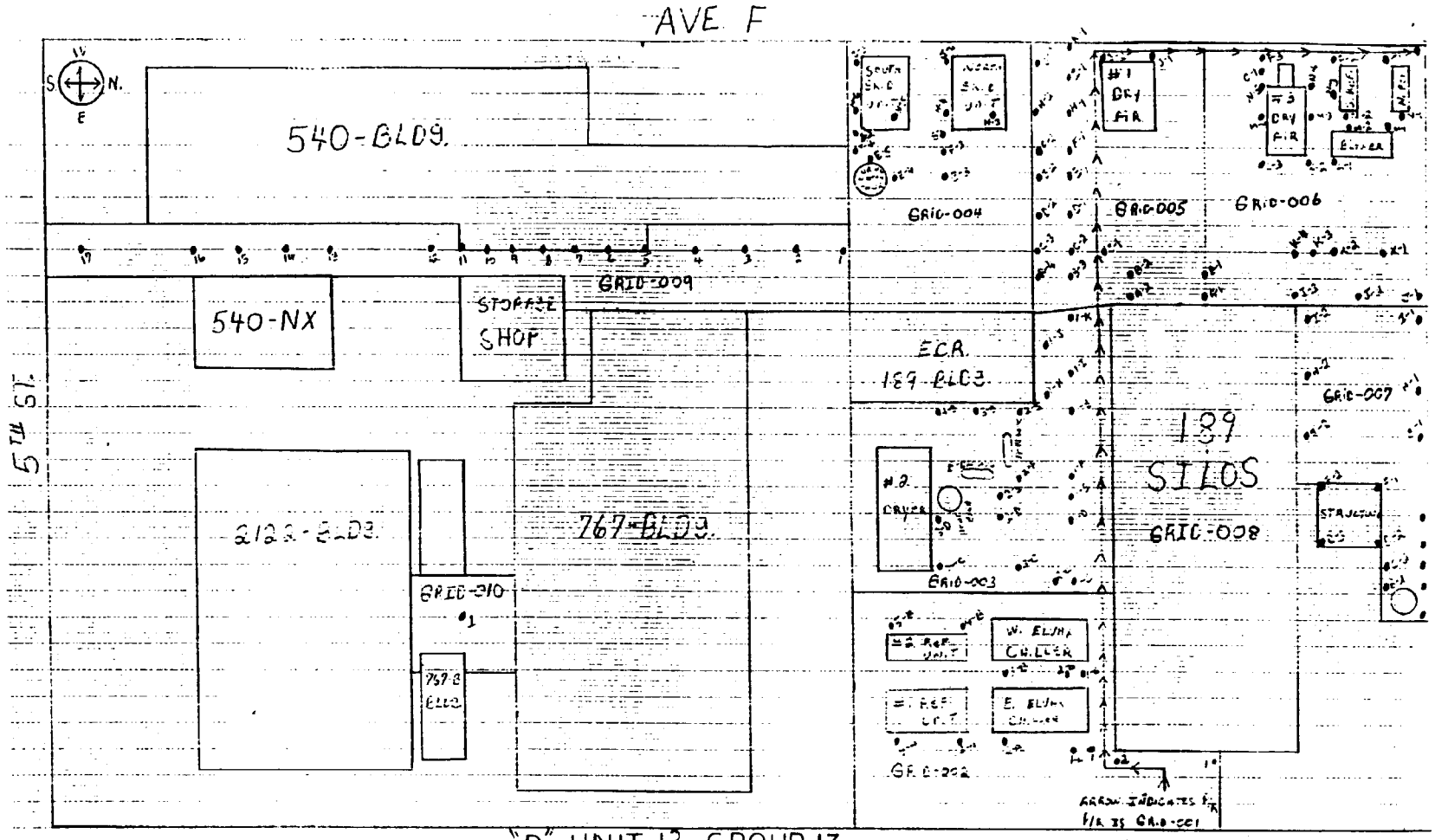

"D" UNIT 12, GROUP 13

BLDG 189 - MISC

DUP 0325555

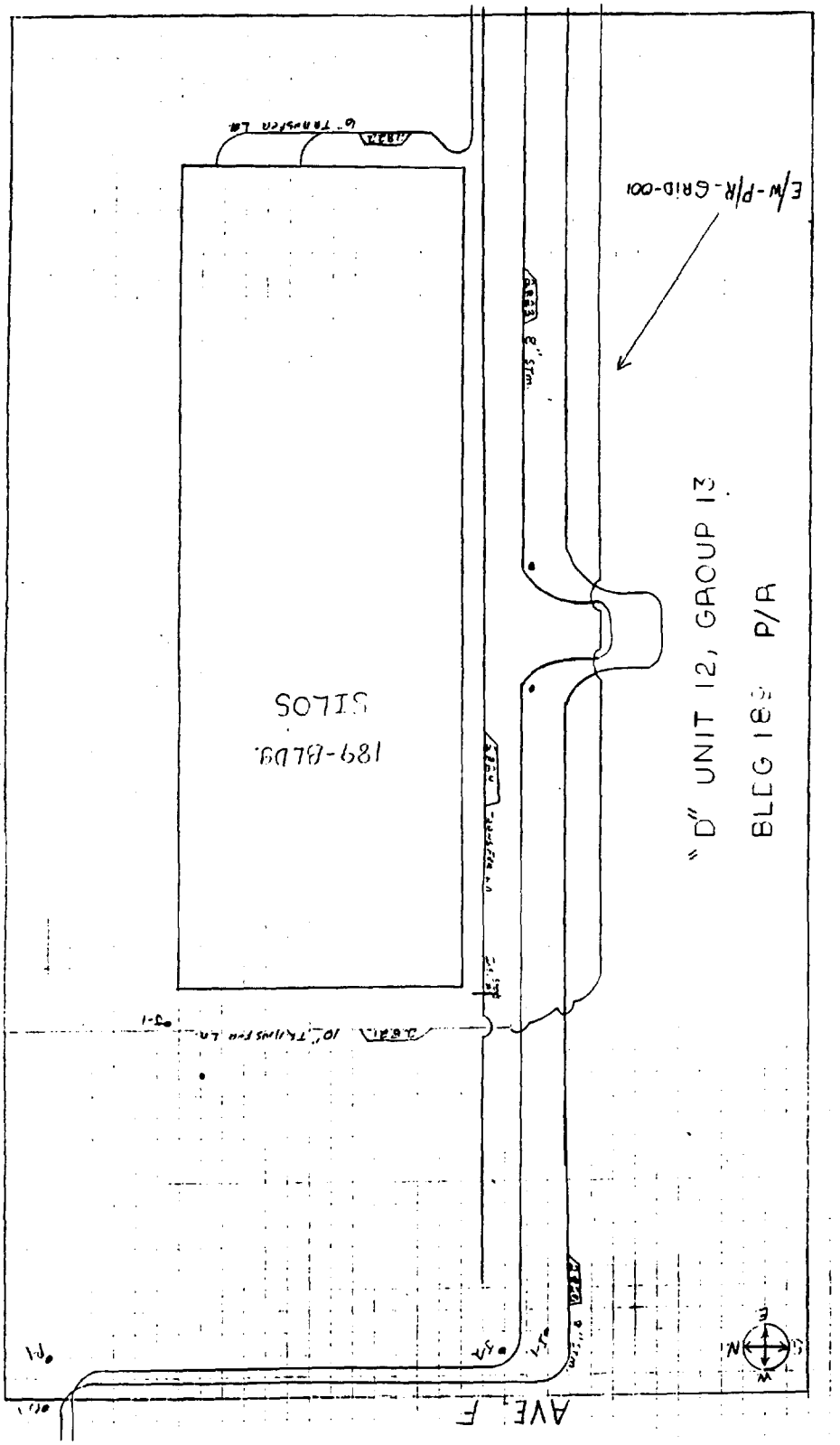
E/W-P/R-GRID-001
"D" UNIT 12, GROUP 13
BLDG 189 P/A
189-BLDG
SILOS
AVE. F

DUP 0325556

DUP 0325557

DUP 0325558

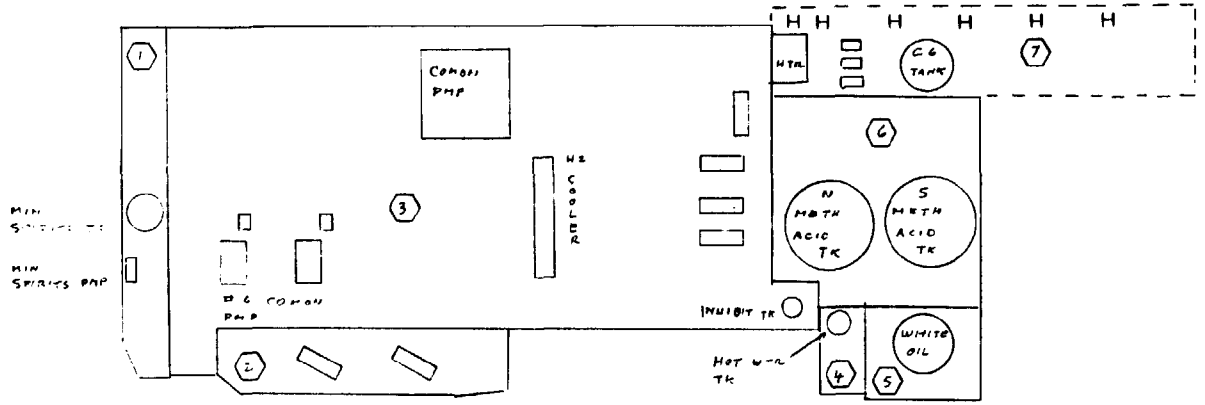

2081 COMONOMER BLDG

"D" UNIT 12, GROUP 2

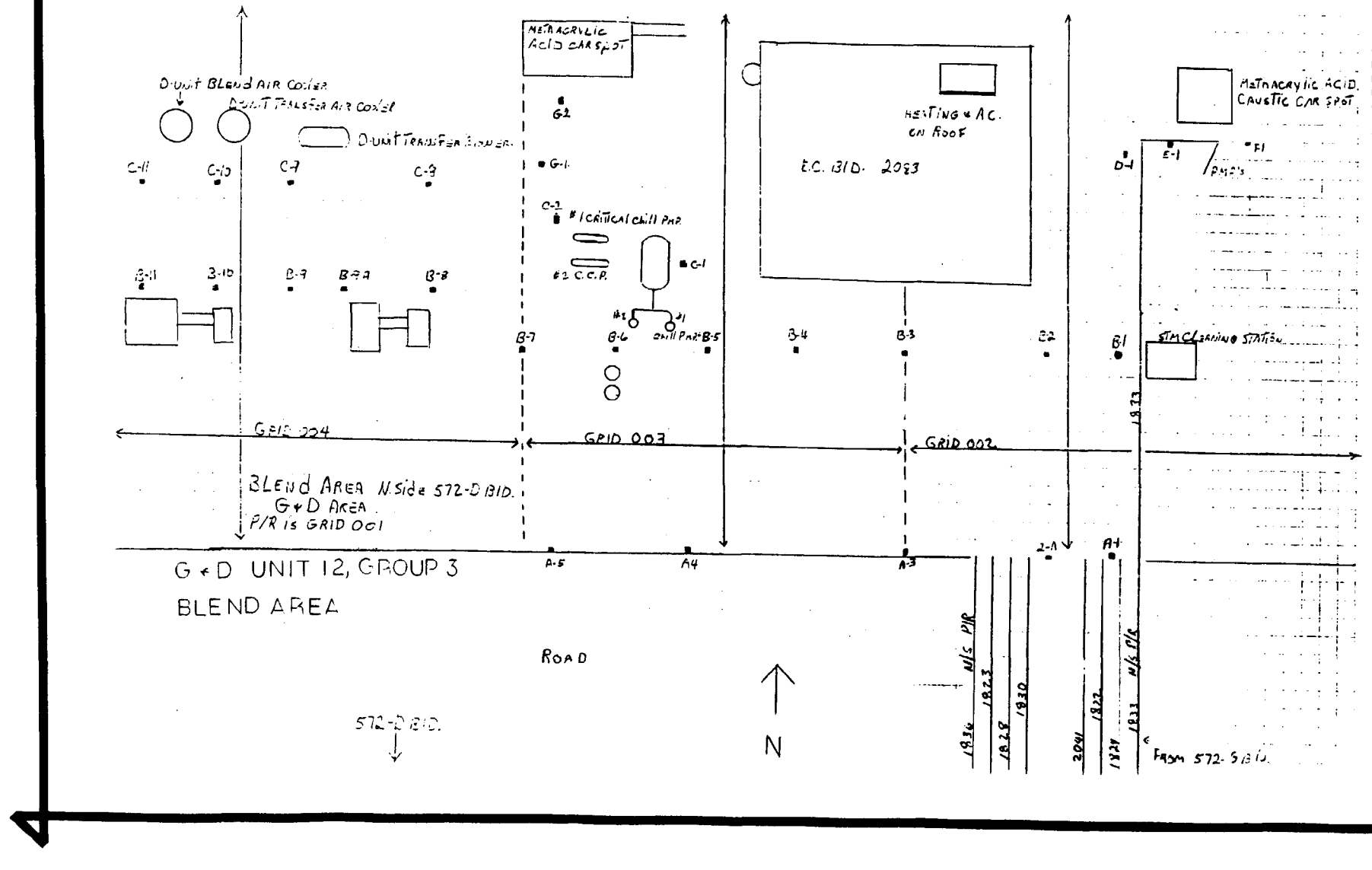
METHACRYLIC ACID CAR SPOT
D-UNIT BLEND AIR COOLER
D-UNIT TRANSFER AIR COOLER
D-UNIT TRANSFER BLOWER
HEATING & A.C. ON ROOF
E.C. BLD. 2083
METHACRYLIC ACID CAUSTIC CAR SPOT
#1 CRITICAL CHILL PMP.
#2 C.C.P.
CHILL PMP
STM CLEANING STATION
GRID 004
GRID 003
GRID 002
BLEND AREA N. side 572-D BLD.
G+D AREA
P/R IS GRID 001
G + D UNIT 12, GROUP 3
BLEND AREA
ROAD
572-D BLD.
N
N/S P/R
FROM 572-S BLD.

DUP 0325559

DUP 0325560

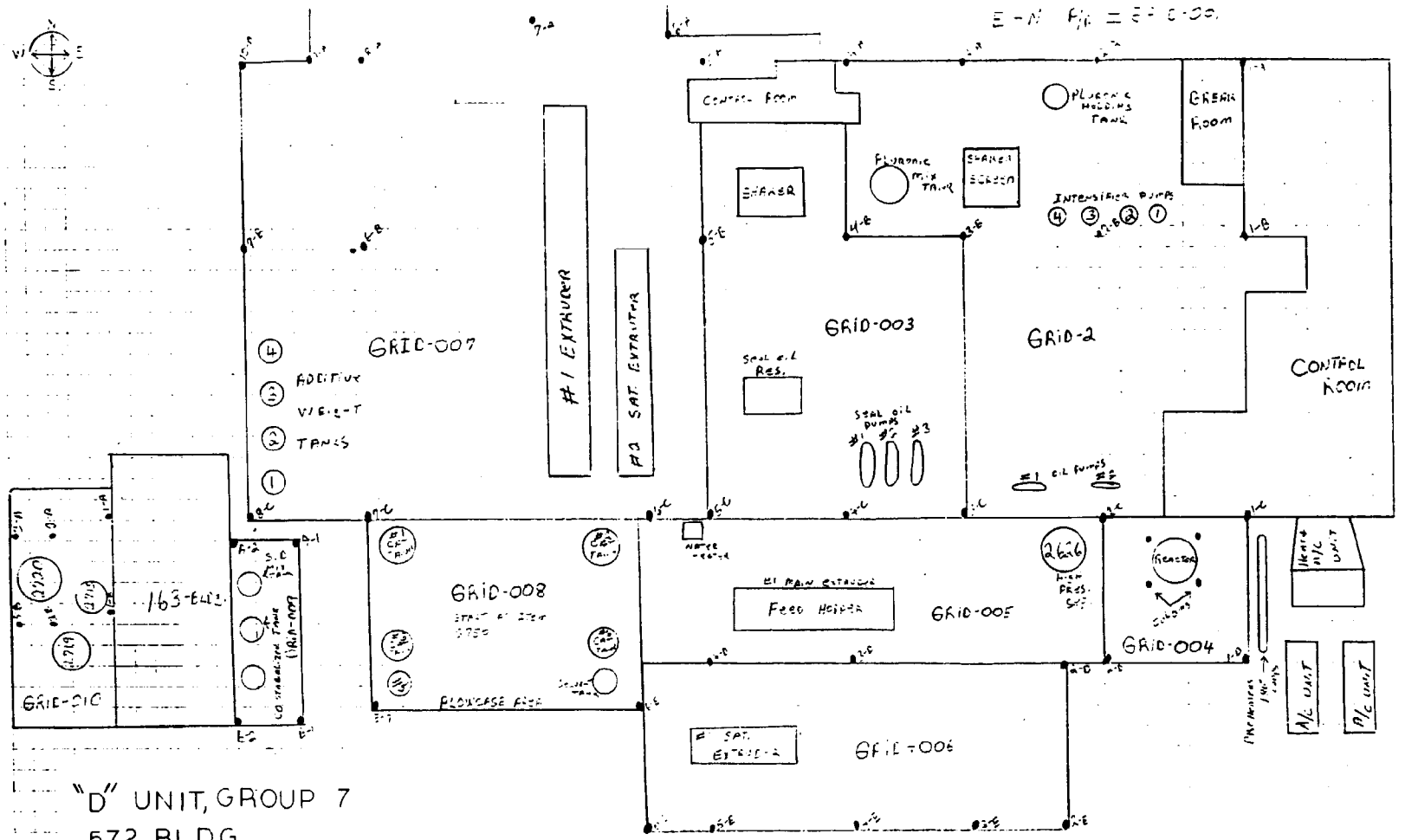

"D" UNIT, GROUP 7
572 BLDG

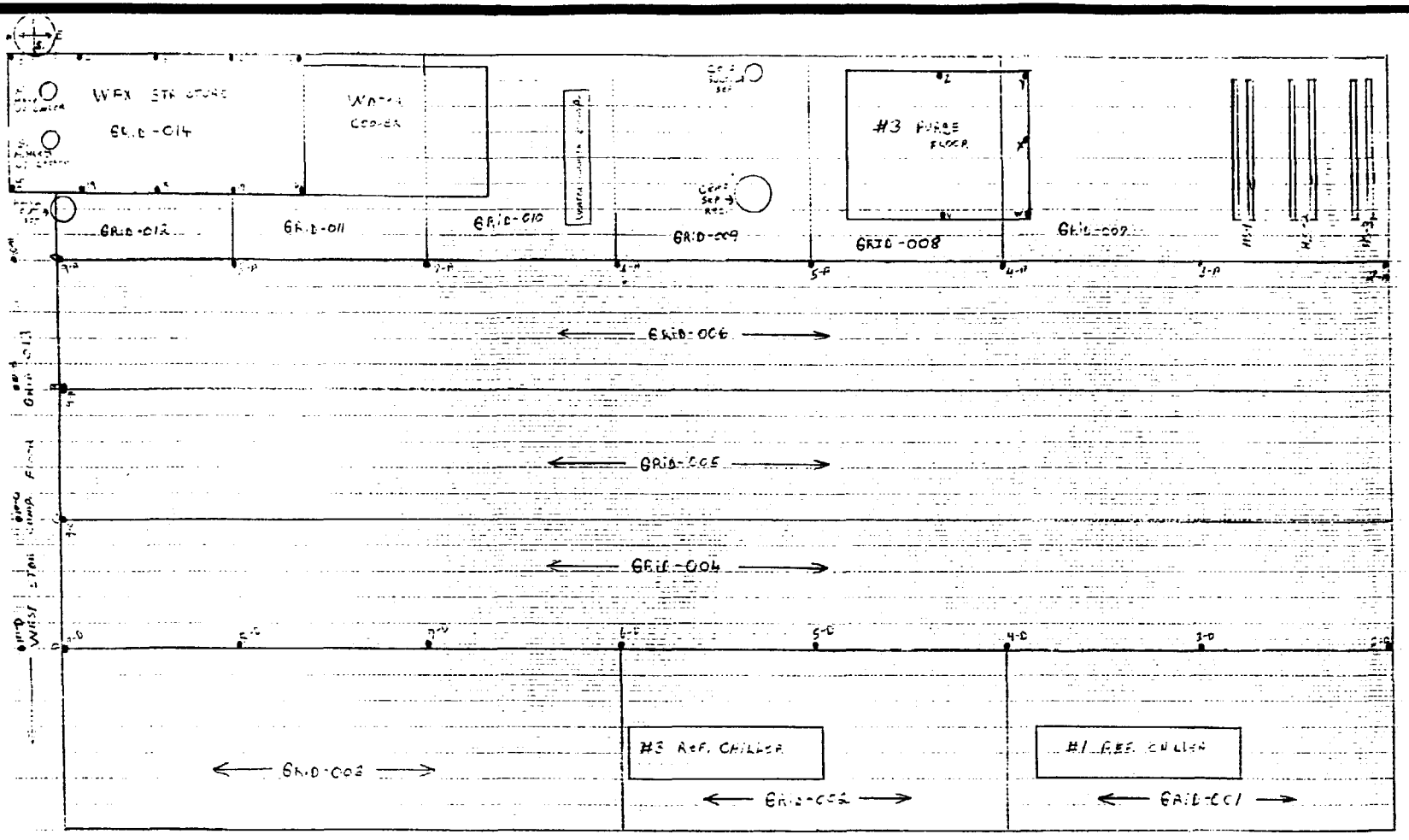

UNIT 12, GROUP 10
571 BLDG, "D" UNIT

DUP 0325561

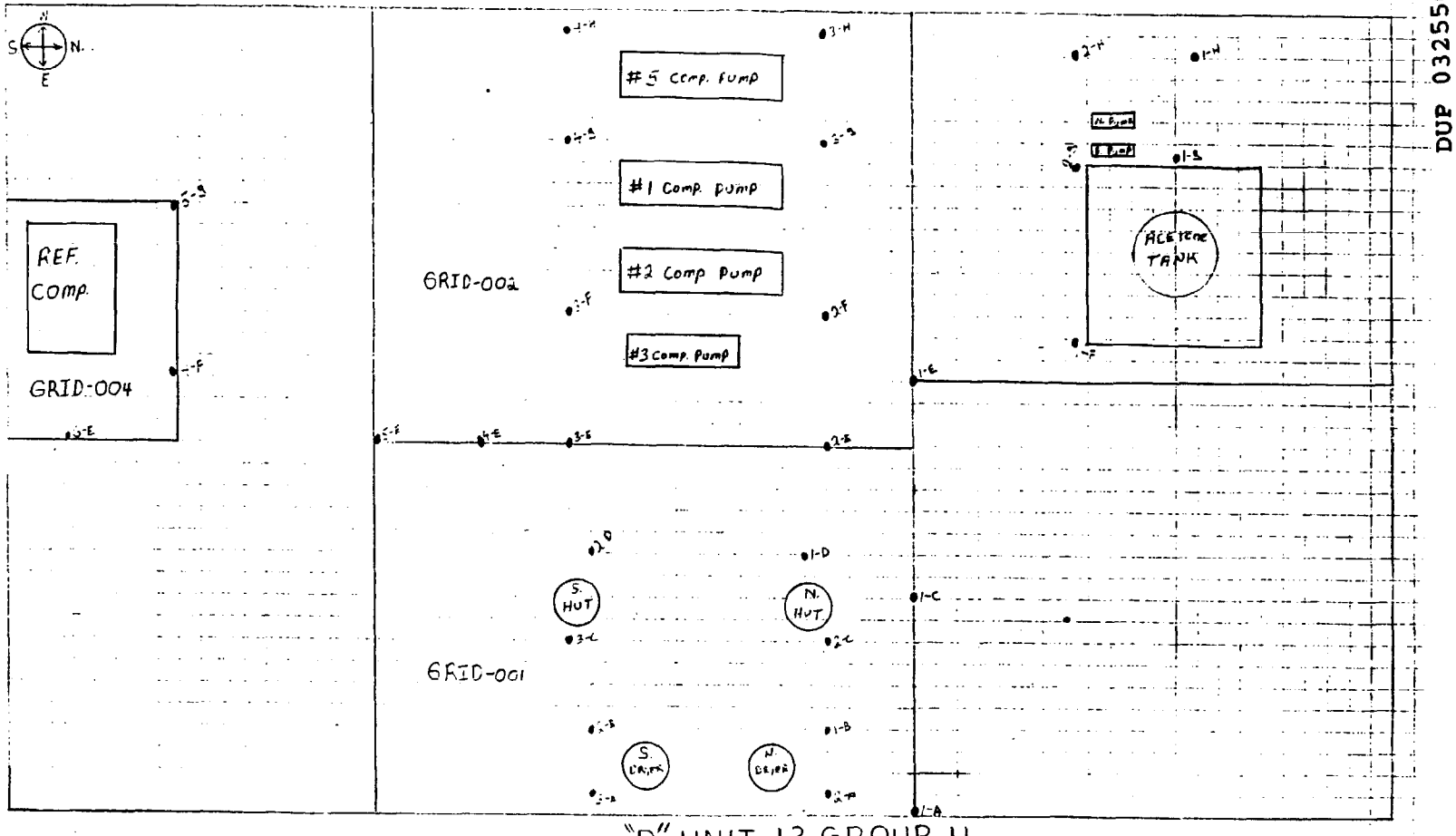

DUP 0325562

"D" UNIT 12, GROUP 11

ACETONE

DUP 0325563

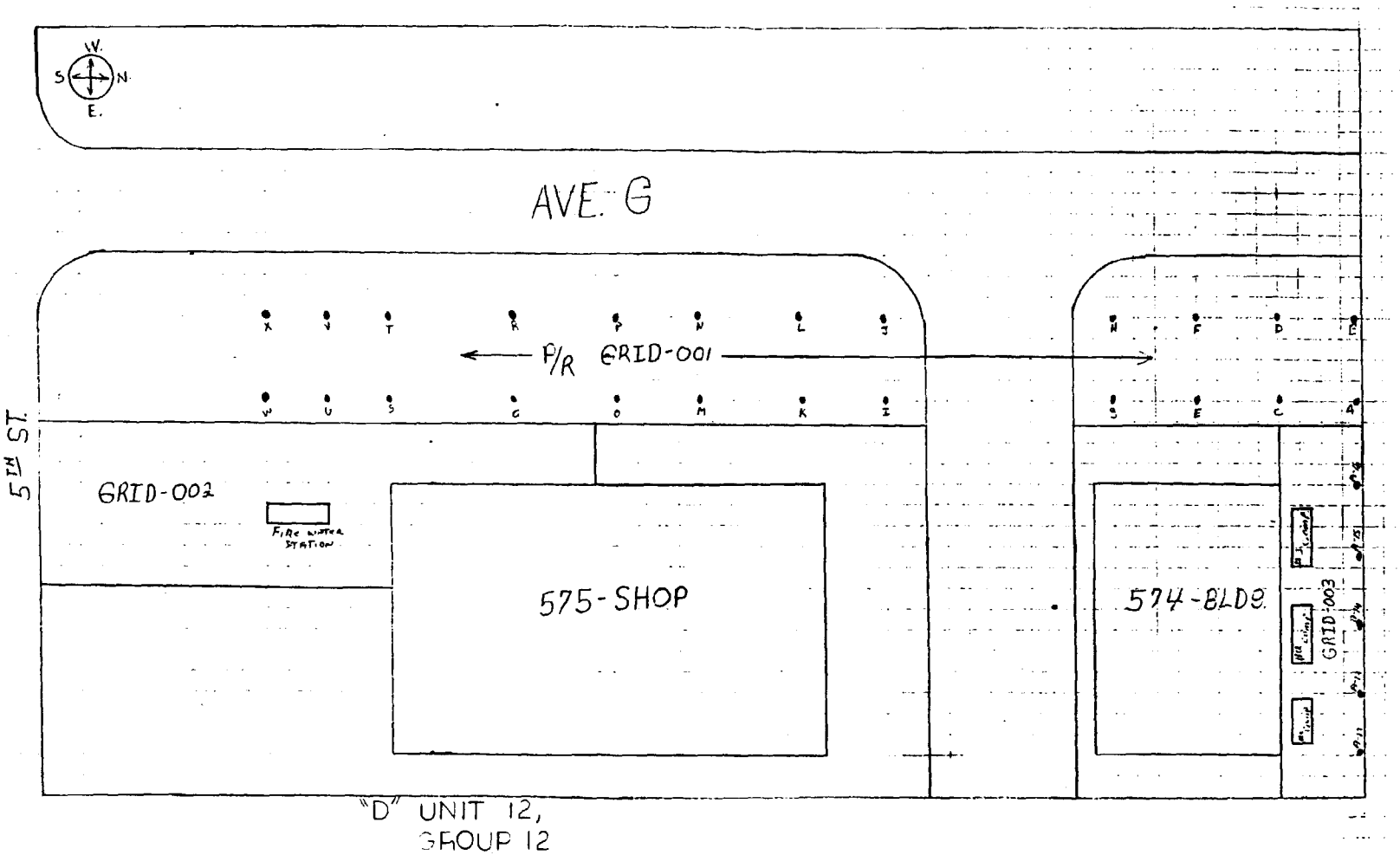
W.
S
N.
E.
AVE. G
P/R GRID-001
5TH ST.
GRID-002
FIRE WATER STATION
575-SHOP
574-BLDG
GRID-003
"D" UNIT 12,
GROUP 12

DUP 0325564

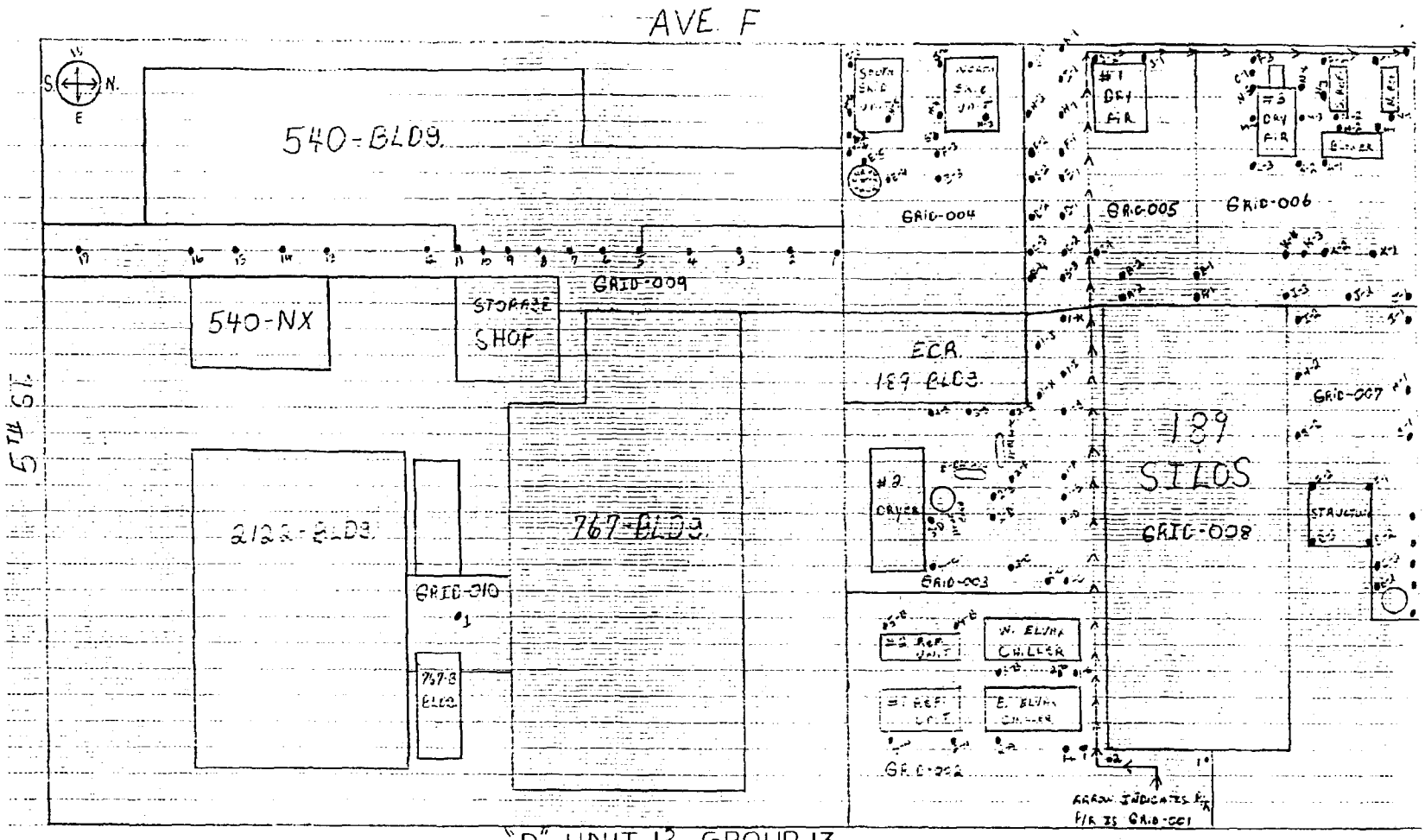

"D" UNIT 12, GROUP 13

BLDG 189 - MISC

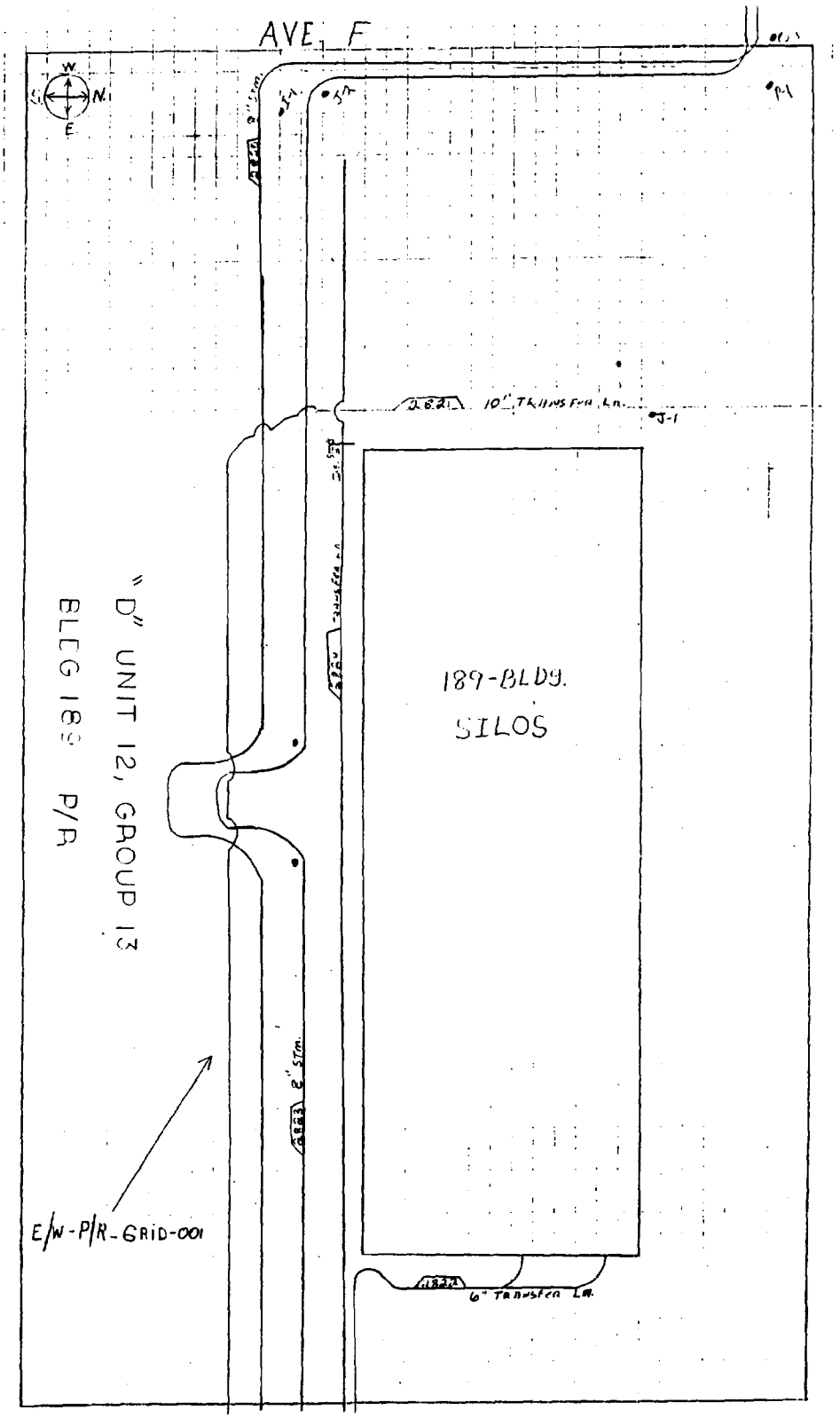
AVE. F
W
N
S
E
189-BLDG.
SILOS
"D" UNIT 12, GROUP 13
BLDG 189 P/R
E/W-P/R-GRID-001
10" TRANSFER LN.
6" TRANSFER LN.
J-1
P-1

DUP 0325565

BLDG 571 COMPRESSION
UNIT 13, GROUP 1

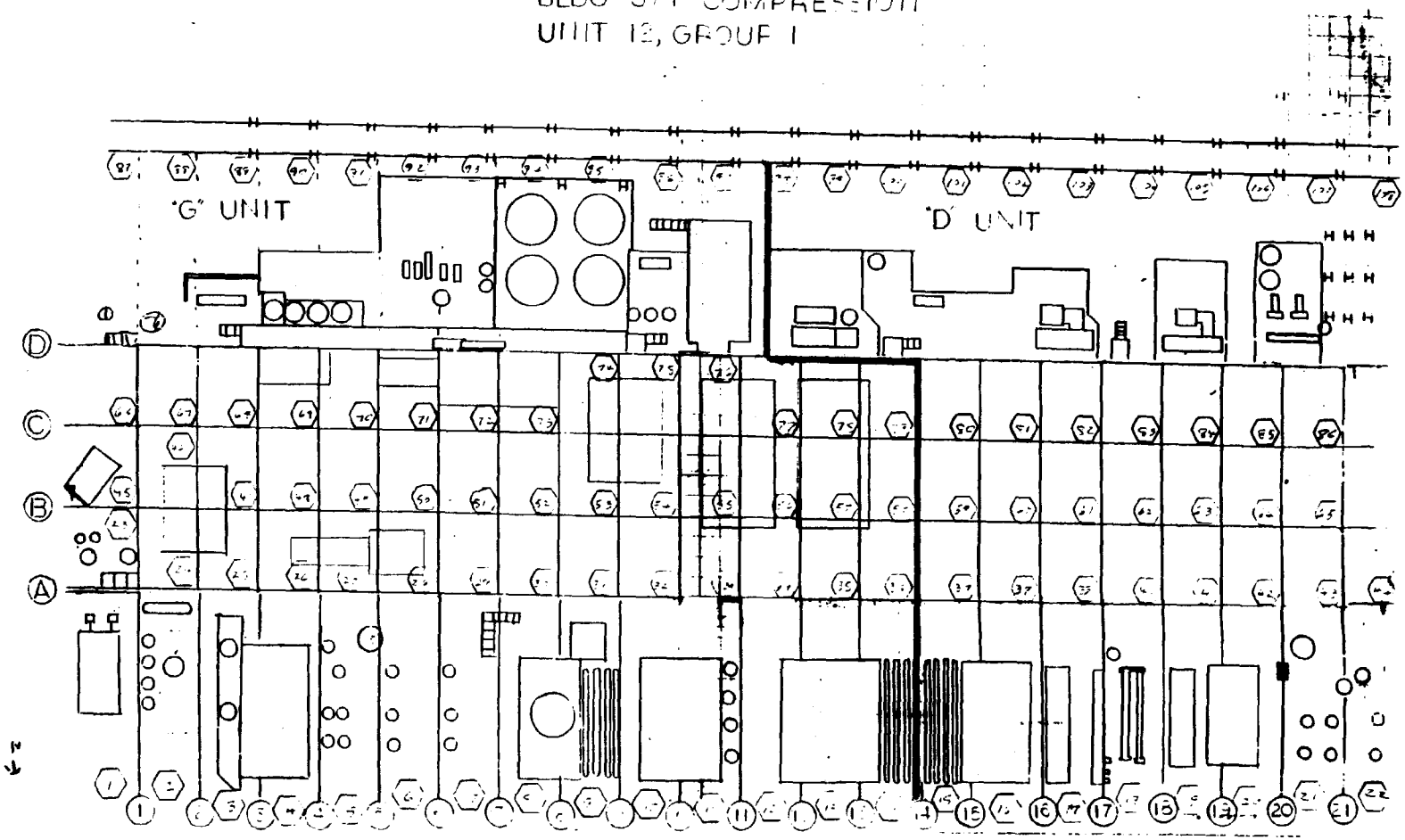

DUP 0325566

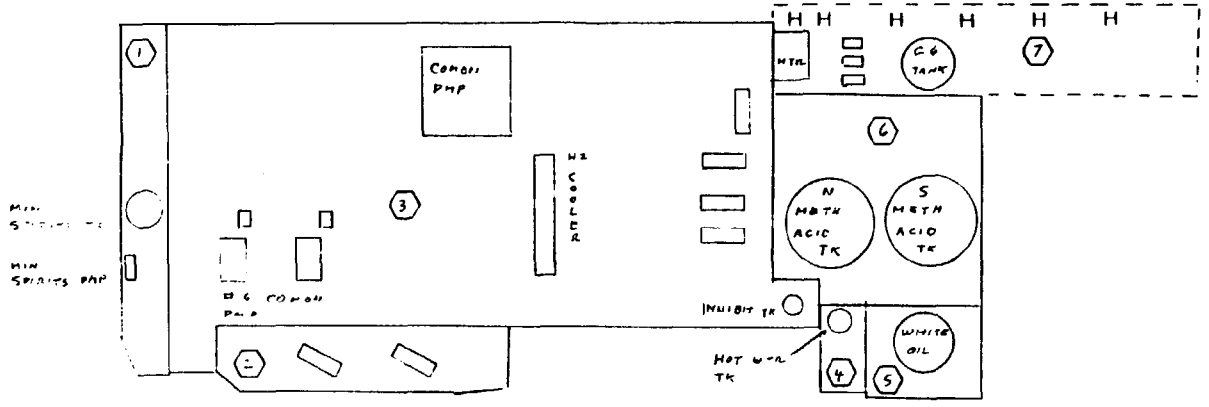

2081 COMONOMER BLDG

"D" UNIT 12, GROUP 2

DUP 0325567

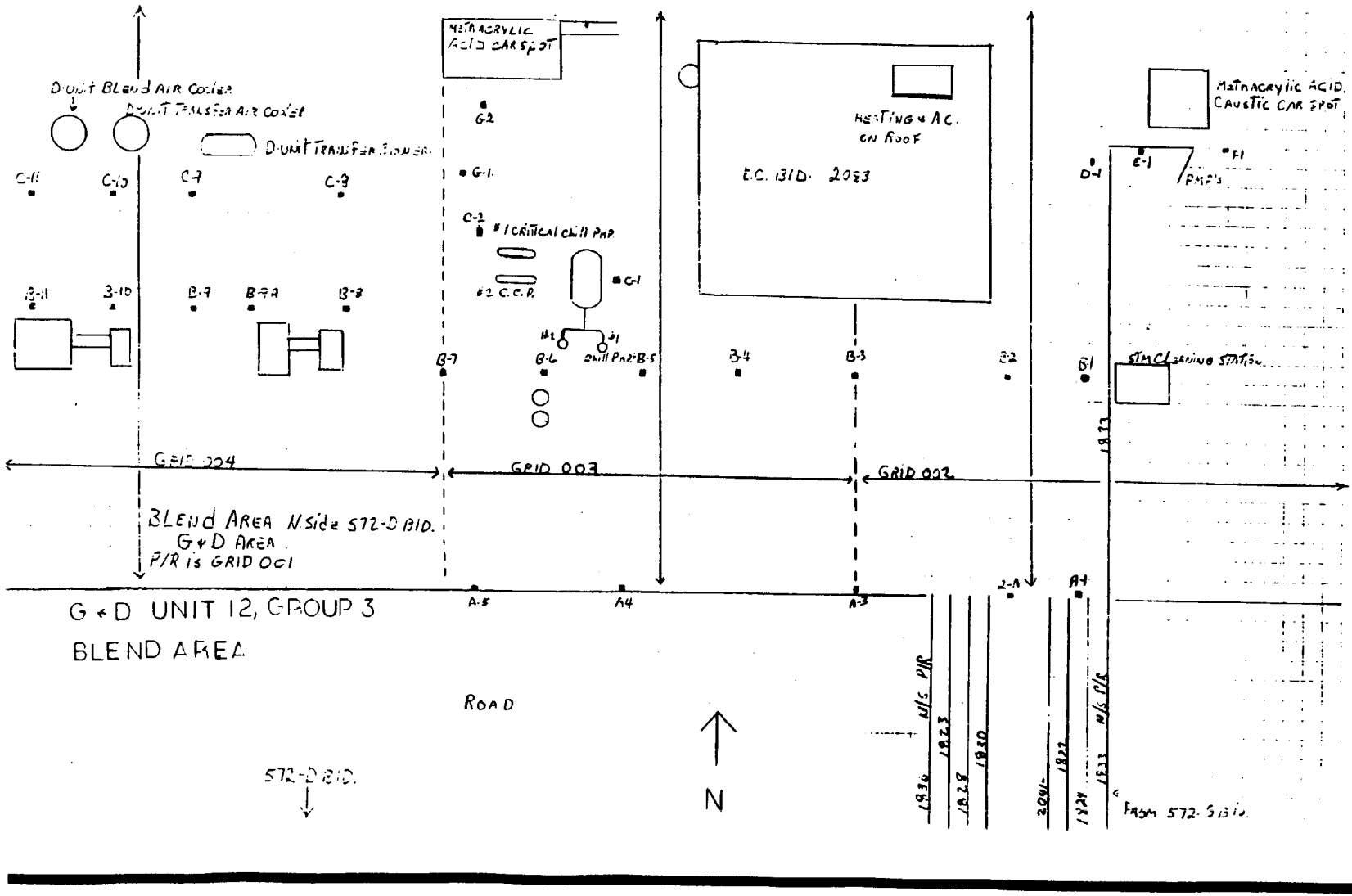
METHACRYLIC ACID CAR SPOT
DRUM BLEND AIR COOLER
DRUM TRANSFER AIR COOLER
DRUM TRANSFER BLOWER
G-2
G-1
C-11
C-10
C-7
C-9
C-1
#1 CRITICAL CHILL PMP
#2 C.C.P.
G-1
B-11
B-10
B-9
B-9A
B-8
B-7
B-6
DRILL PMP
B-5
B-4
B-3
B-2
B-1
E.C. BLD. 2083
HEATING & A.C. ON ROOF
D-1
E-1
F1
PMP's
METHACRYLIC ACID, CAUSTIC CAR SPOT
STM CLEANING STATION
GRID 004
GRID 003
GRID 002
BLEND AREA N Side 572-D BLD.
G & D AREA
P/R is GRID 001
A-5
A4
A-3
2-A
A-1
G & D UNIT 12, GROUP 3
BLEND AREA
ROAD
572-D BLD.
N
N/S P/R
1936
1823
1828
1830
2091
1822
1824
1832
N/S P/R
1833
FROM 572-S BLD.

DUP 0325568

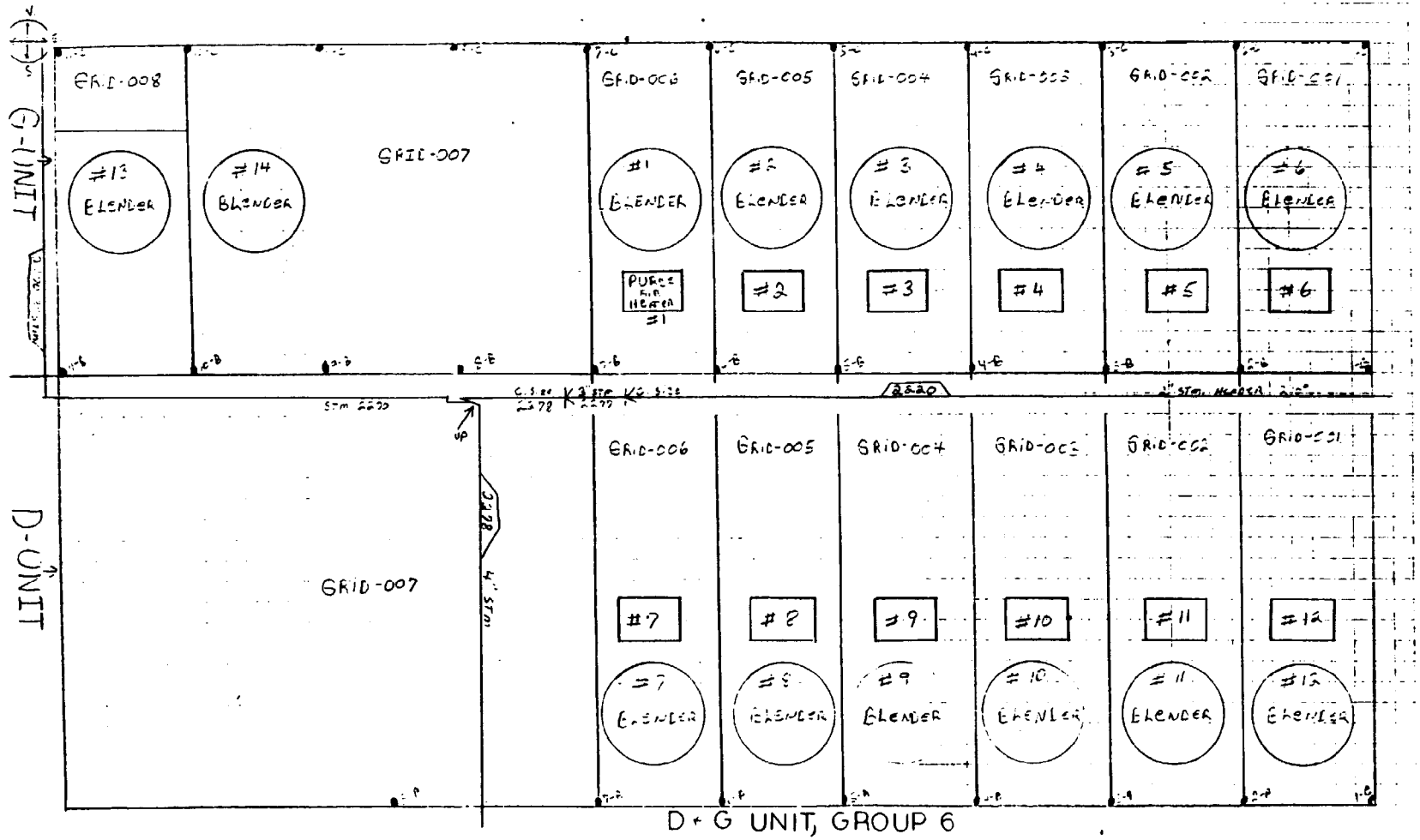

D + G UNIT, GROUP 6
2140 BLDG

DUP 0325569

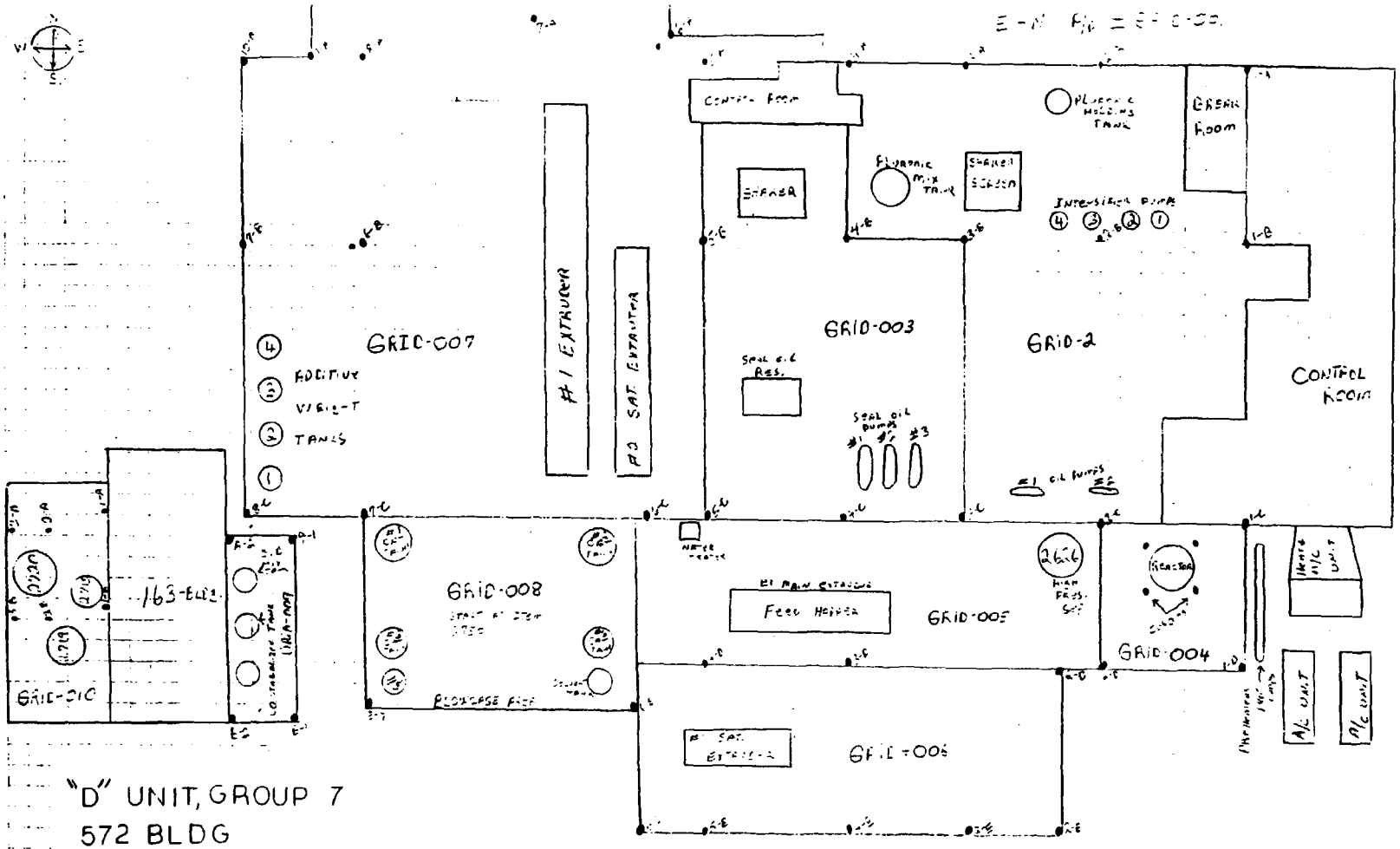

"D" UNIT, GROUP 7
572 BLDG

DUP 0325570

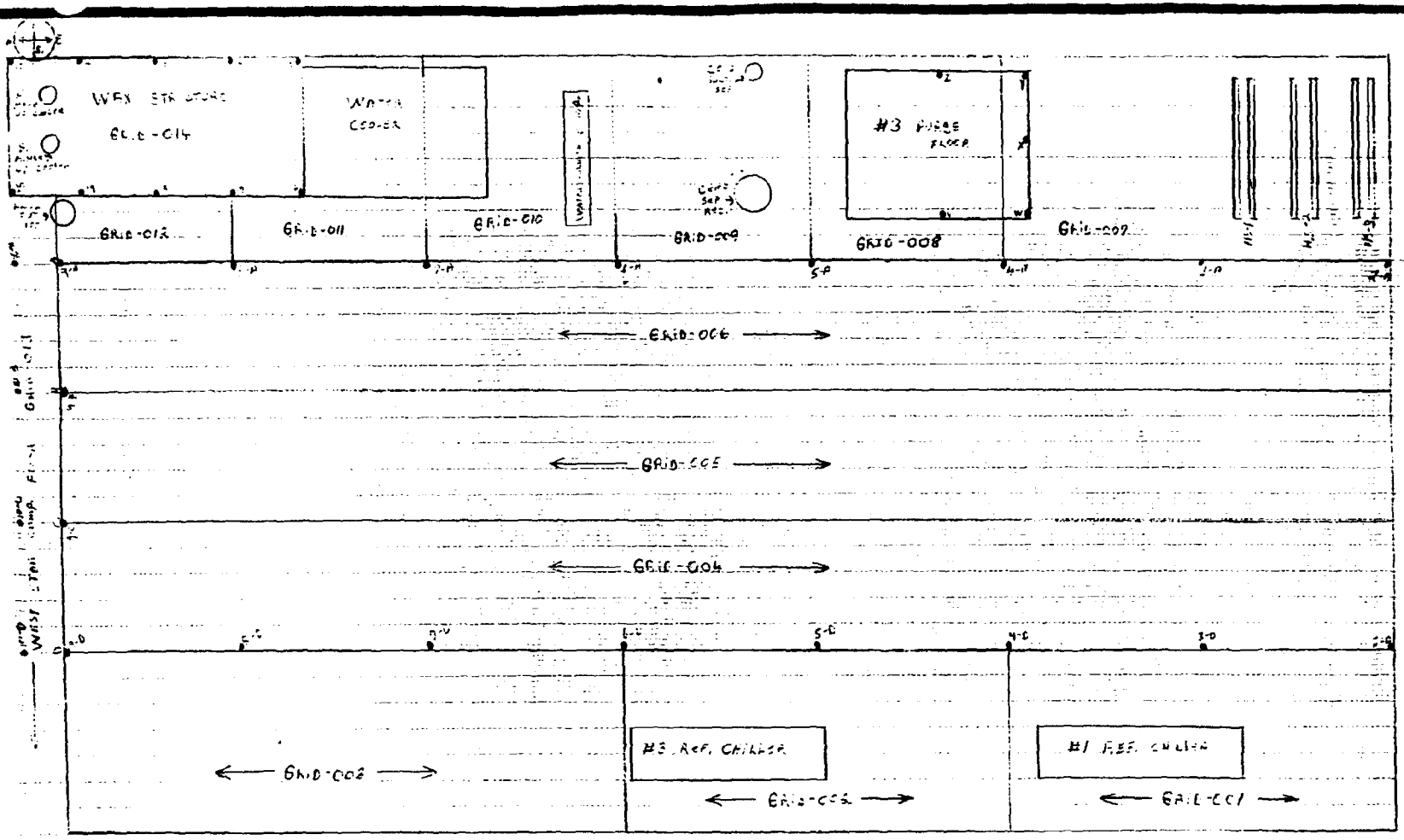

UNIT 12, GROUP 10
571 BLDG. "D" UNIT

DUP 0325571

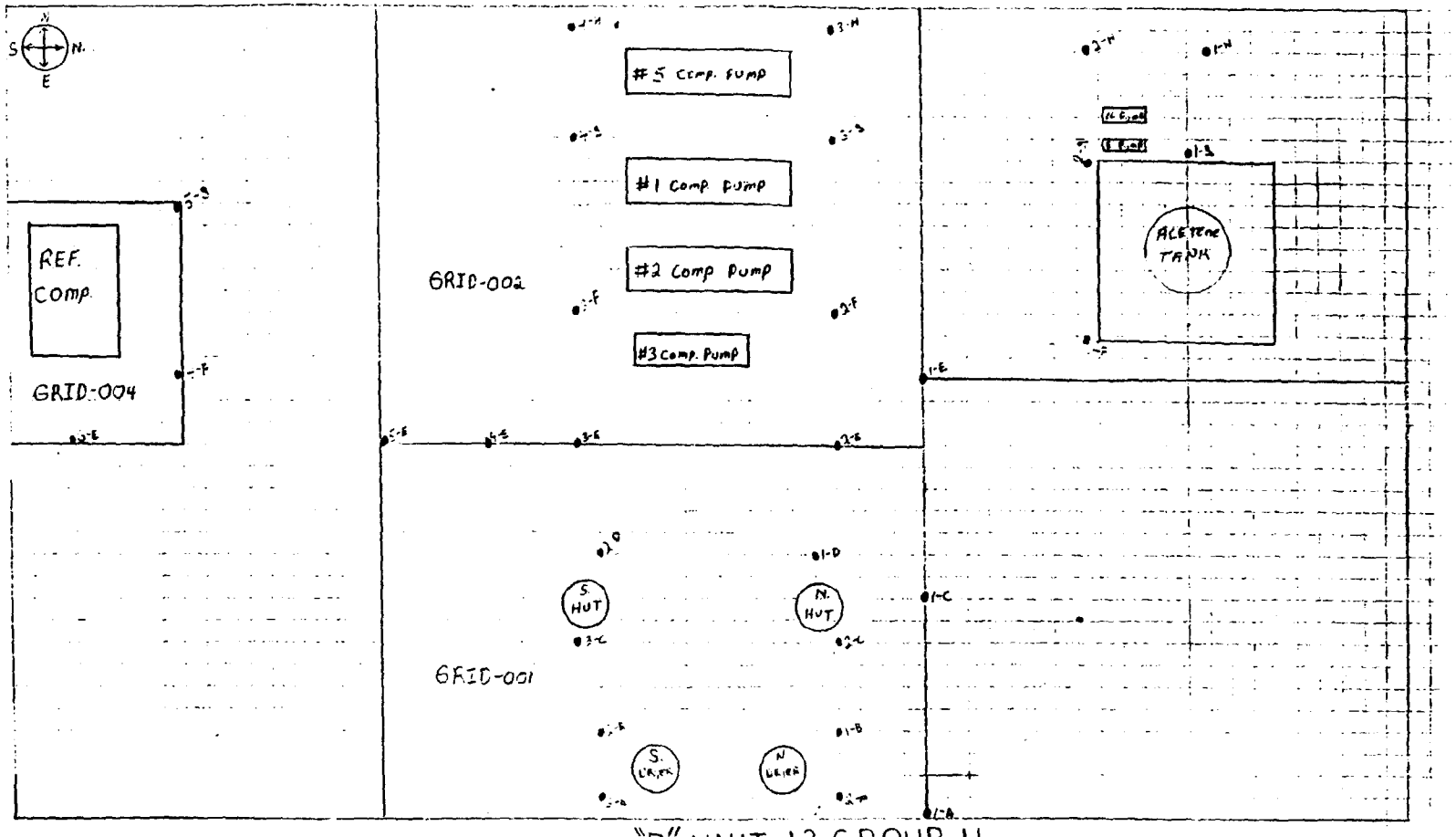

"D" UNIT 12, GROUP 11

ACETONE

DUP 0325572

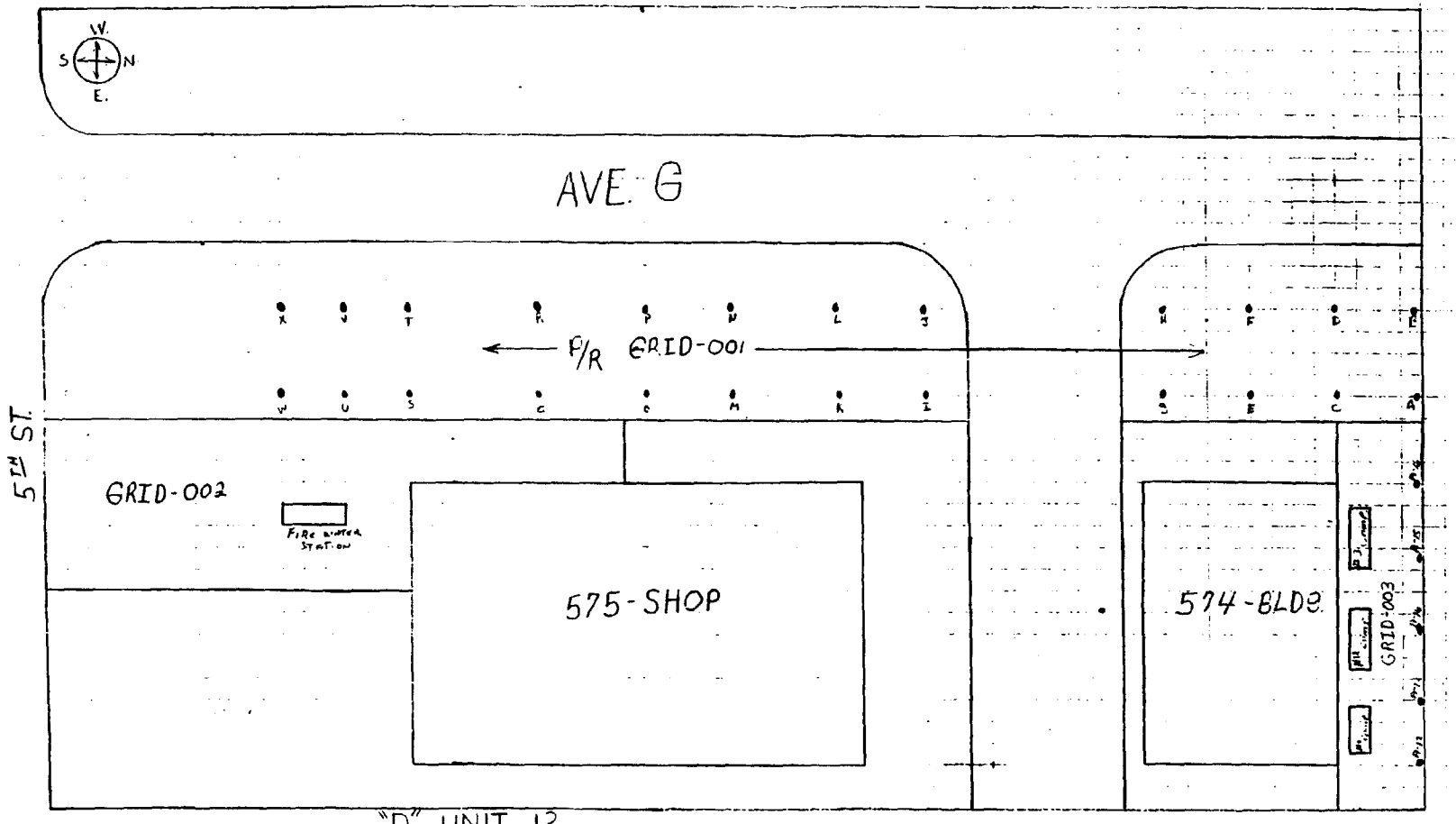

"D" UNIT 12,
GROUP 12

DUP 0325573

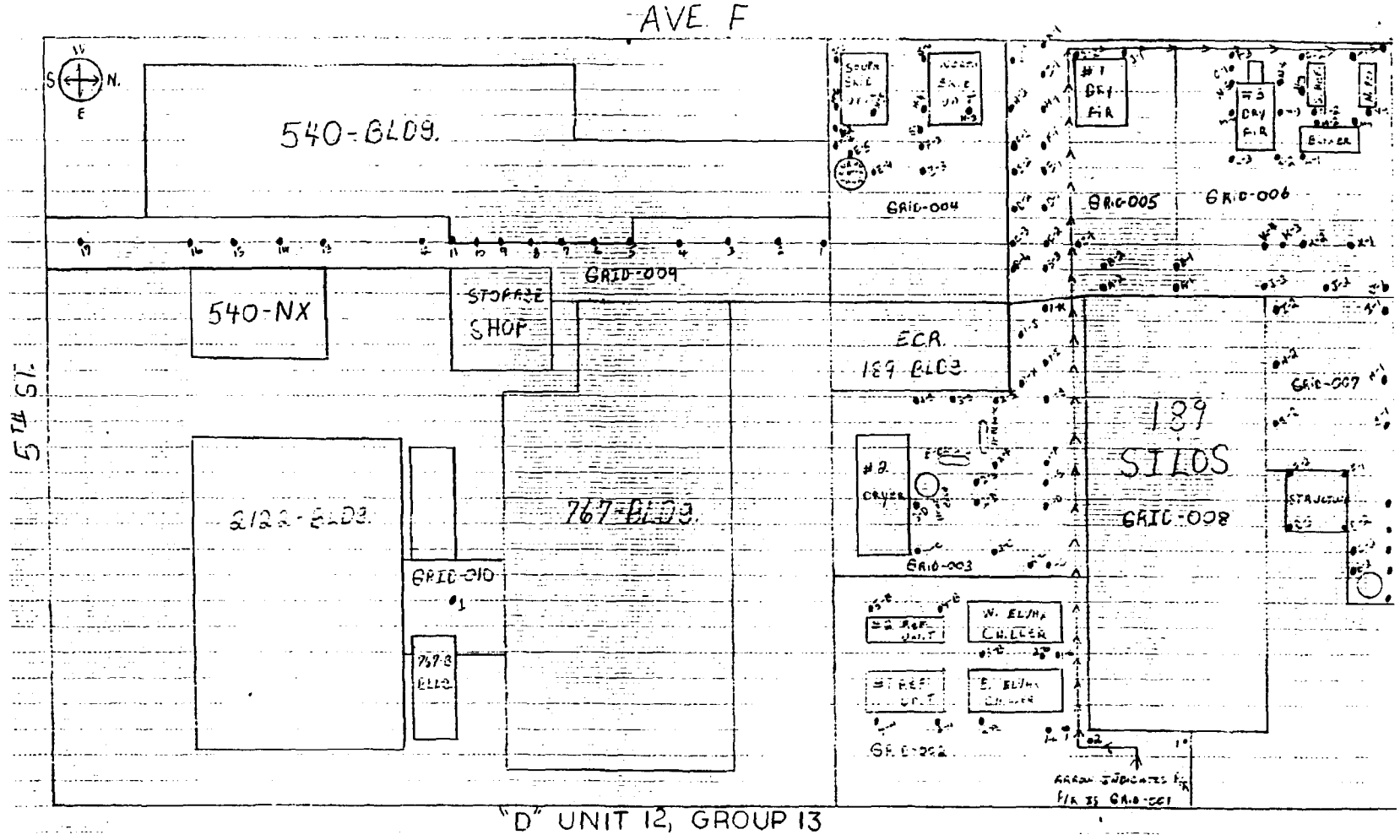

"D" UNIT 12, GROUP 13

BLDG 189 - MISC

DUP 0325574

E/W-P/R-GRID-001
"D" UNIT 12, GROUP 13
BLDG 183 P/R
189-BLDG.
SILOS
AVE. F

DUP 0325575

DUP 0325868.001

PLANT TIMS
MAPS

[redacted]

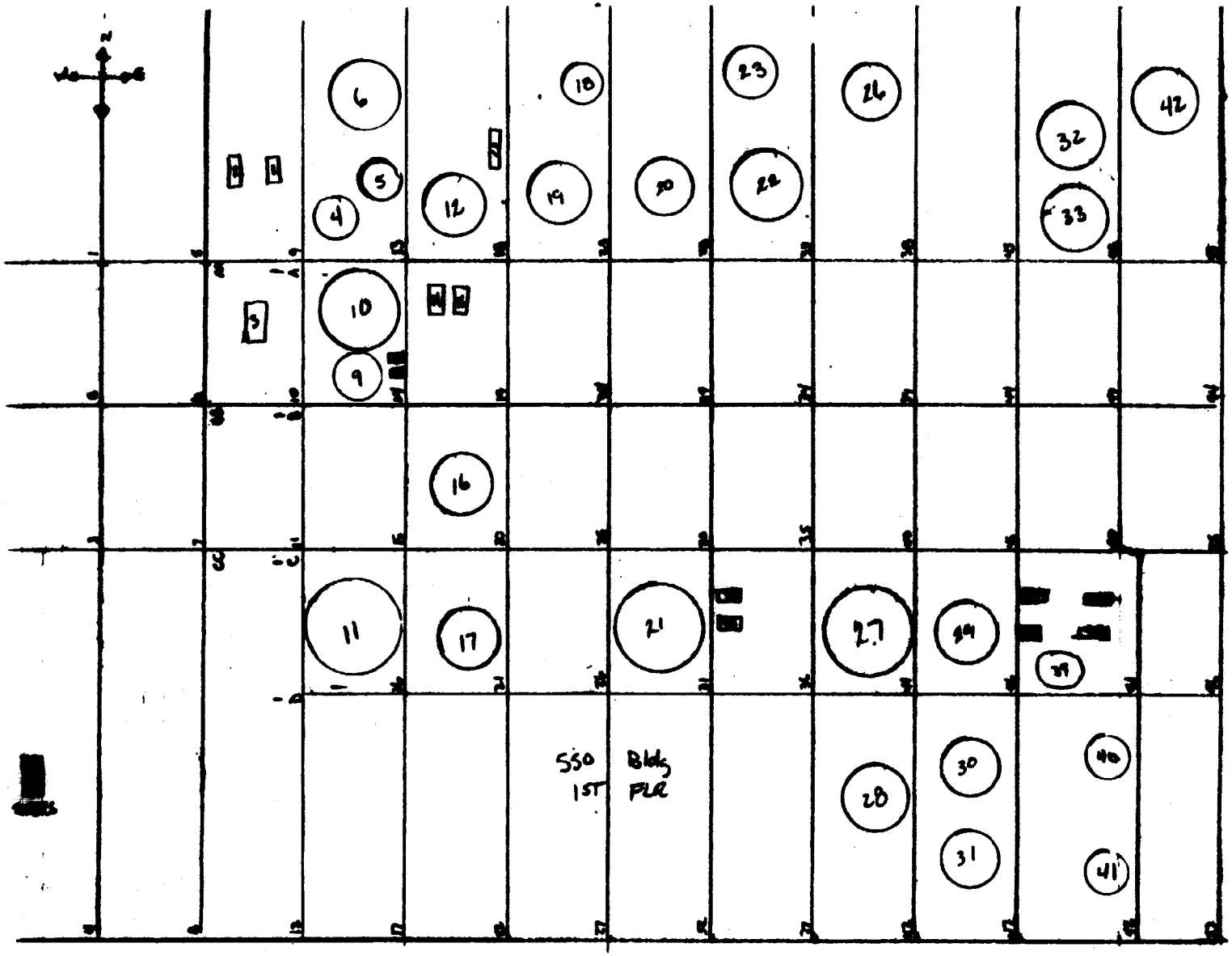

Centrifugal Compressor
Exchange
[illegible] Boost Comp & Circ
[illegible] Comp. Pmp
WHCS [illegible]
WHCS [illegible] Seal TNK
[illegible] Oil Strg TNK
[illegible] WHCS TLS Pmp
S WHCS TLS Pmp
WHCS [illegible] Calcindria
WHCS Column

11. P.M.D. Column
12. WOS Column
13. WOS TLS Cooler
14. W WOS MK Reflux Pmp
15. E WOS MK Reflux Pmp
16. WHCS MK Seal TNK
17. H.P.S Col
18. Rich Oil Strg TNK
19. Contam. WKA Stg TNK
20. L.P.S Column
21. CHMP Column

22. SDHCS Col
23. SDHCS Seal TNK
24. N PDHCS Reflux Pmp
25. S PDHCS Reflux Pmp
26. SDHC Cond TNK
27. PDHCS Col
28. STM Still Cond Seal TNK
29. STM Still Column
30. STM Still [illegible]
31. STM Still [illegible]
32. Lower Level TNK

33. 360 TNK
34. Witzeman TNK
35. N H2O MK Reflux Pmp
36. S H2O MK Reflux Pmp
37. N Oil MK Reflux Pmp
38. S Oil MK [illegible]
39. [illegible]
40. [illegible]
41. [illegible]
42. [illegible] TNK

DUP 0325869

S50 2nd FLR

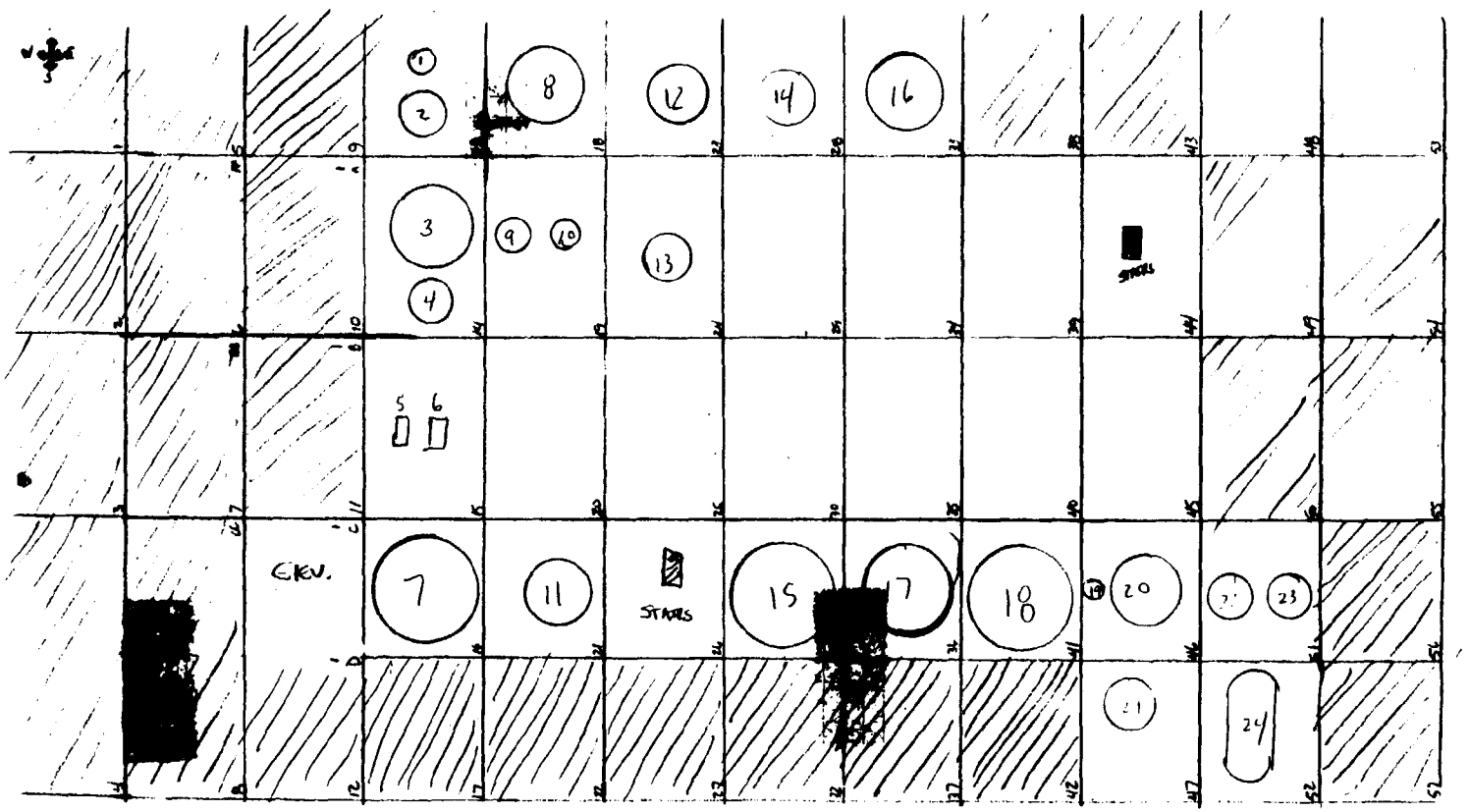

1. WHCS RCLE SCAL TNK
2. WHCS Reboiler
3. WHCS Column
4. WHCS Col Calandria
5. W CATALYST INT. Pump
6. E CAT. INJ Pump
7. PMD Column
8. WOS Col
9. 2
10. WOS INK SCAL TNK
11. HPS Col
12. CONTAMINATED STG TNK
13. PMD-1 PRNTK COND TNK
14. LPS Col
15. CHHP Col
16. SDHCS Col
17. PDHCS H.U.T.
18. PDHCS Col
19. PDHCS Calandria
20. STEAM STILL Col
21. STM STILL Calandria
22. NVR SEP CHEST
23. NVR SEPERATOR
24. STM STILL COND EXCHANGE

DUP 0325870

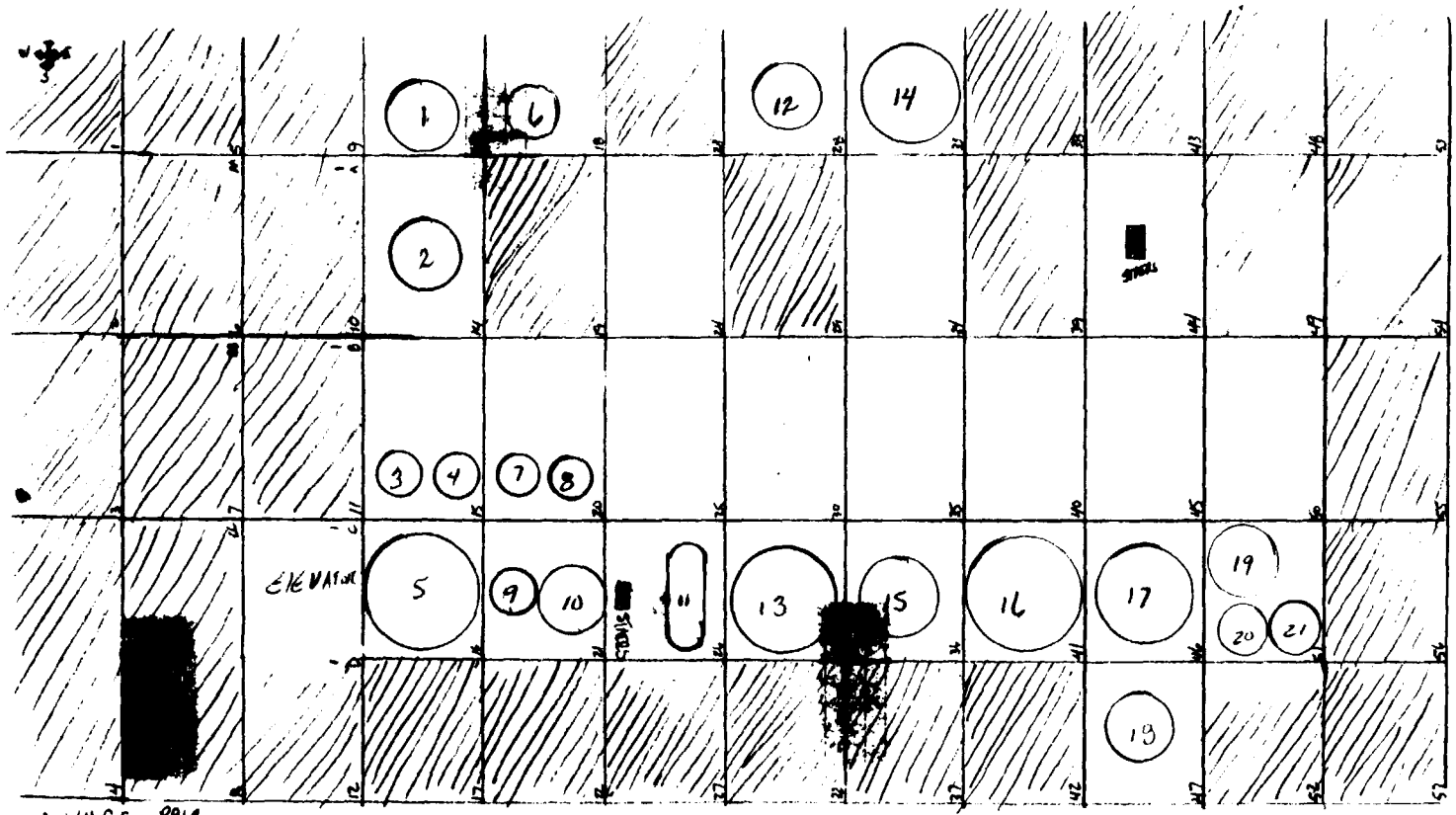

550 Bldg
3rd FLR

1. WHCS RBLR.
2. WHCS Col
3. # 2 CAT TNK
4. # 1 CAT TNK
5. PM.D Col
6. WOS Col.
7. WHCS OFF GAS TNK
8. WHCS OFF GAS COND
9. HOT FD Preheater
10. H.P.S Col
11. CHHP Preheater
12. W.P.S. COL
13. CHHP Col
14. SDHCS Col
15. PDHCS H.U.T.
16. PDHCS Col
17. STM STILL Col.
18. STM STILL Col
19. STM STILL DECANTER
20. NVR SEP CHEST
21. NVR SEPARATOR

DUP 0325871

550 Bldg 4th FLR

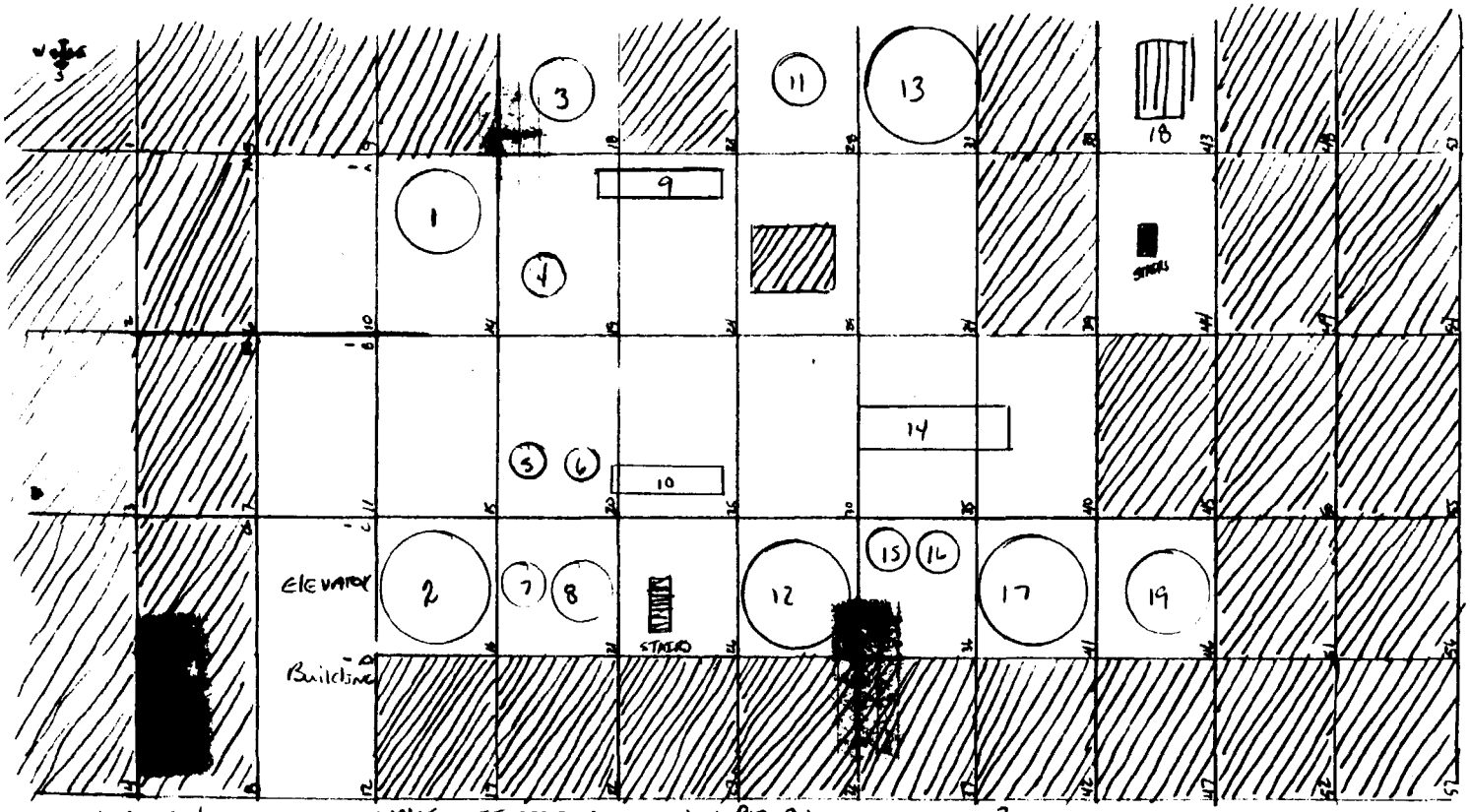

1. WHCS Col
2. PMD Col
3. WOS Col
4. Wash oil Condensor
5. WHCS OFF GAS TNK
6. WHCS OFF GAS COND
7. HOT FD PREHEATOR
8. H.P.S. Col
9. N. PRIMARY CONDENSOR
10. S PRIMARY CONDENSOR
11. L.P.S. Col
12. C.H.H.P. Col
13. SDHCS Col
14. STM STILL CONDENSOR
15. ?
16. ?
17. PDHCS Col
18. 550 Bldg Vent STACK
19. STM STILL Col

DUP 0325872

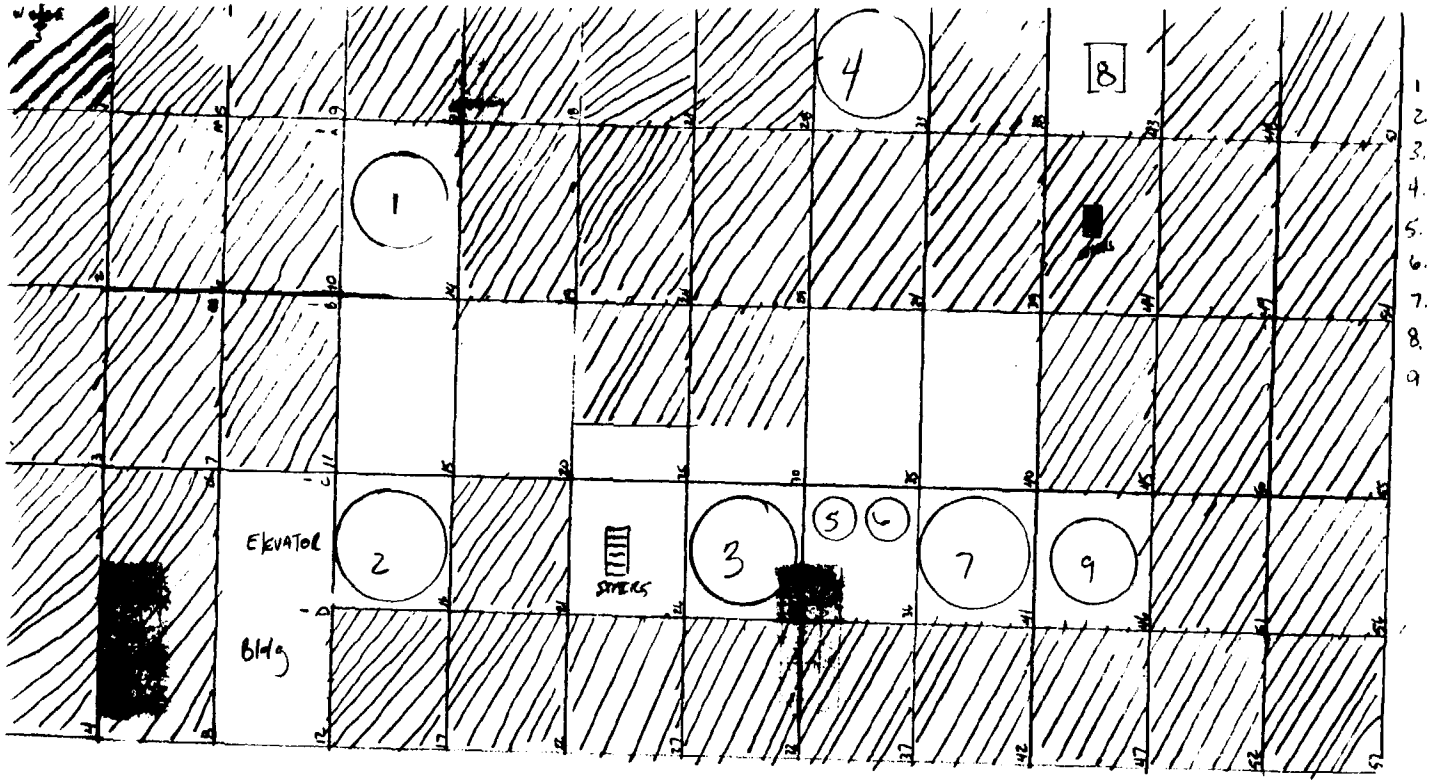

550 Bldg 5TH FLR

1. WHCS Col
2. PMD Col
3. Still Col
4. SDHCS Col
5. ?
6. ?
7. PDHCS Col
8. 550 Bldg VNT STACK
9. Stm still Col

DUP 0325873

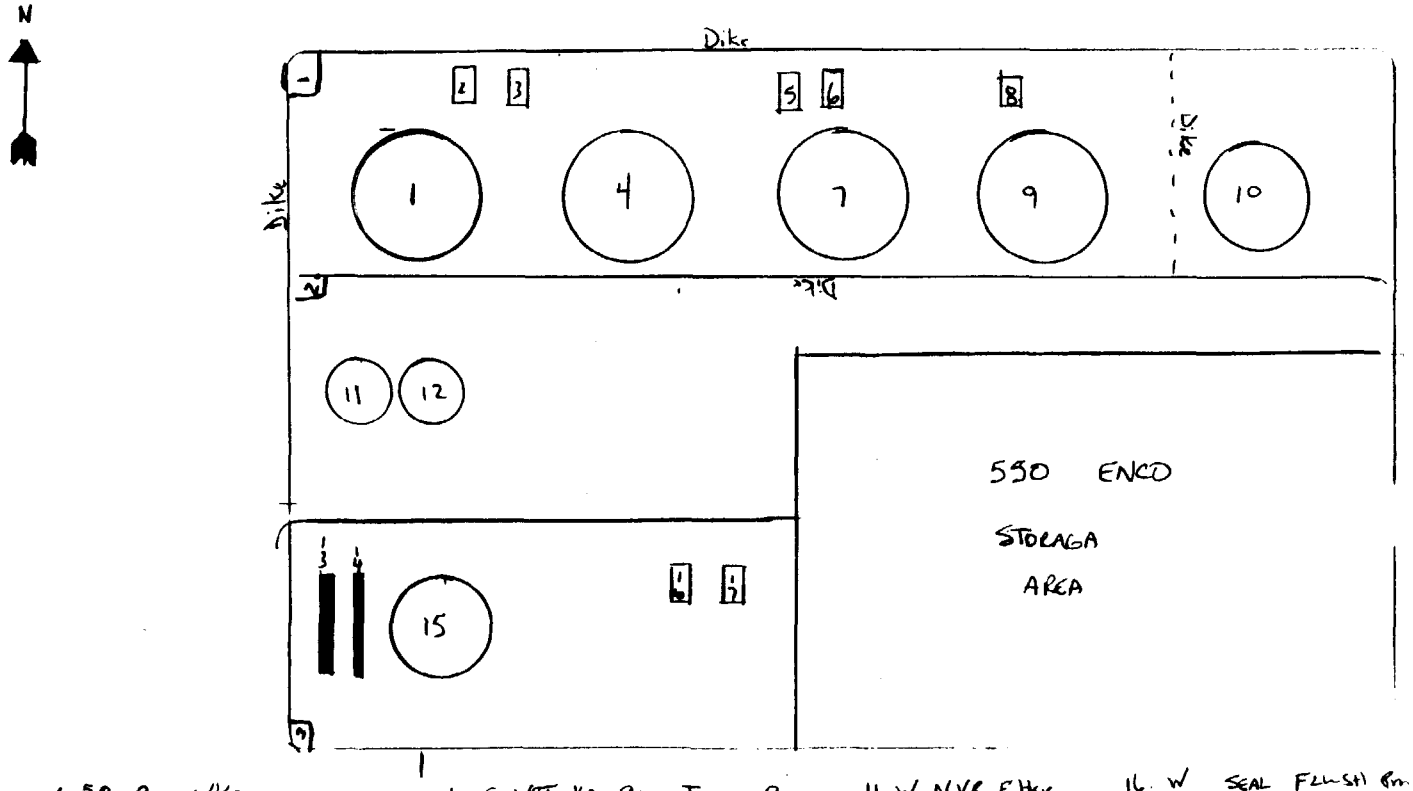

550 TNK
FARM

1. 50-A WKA
2. W Converter KA FD Pmp
3. E Converter KA FD Pmp
4. 50-B WKA
5. W WET KA Circ. Trans. Pmp
6. E WET KA Circ Trans Pmp
7. 50-C WKA
8. KA STG. TNK Decant Pmp
9. 50-D WKA
10. N_2 TNK
11. W NVR F. Hex
12. E NVR F. Hex
13. W H_2O Cooler
14. E H_2O Cooler
15. Seal Flush Hold up TNK
16. W Seal Flush Pmp
17. E Seal Flush Pmp

DUP 0325874

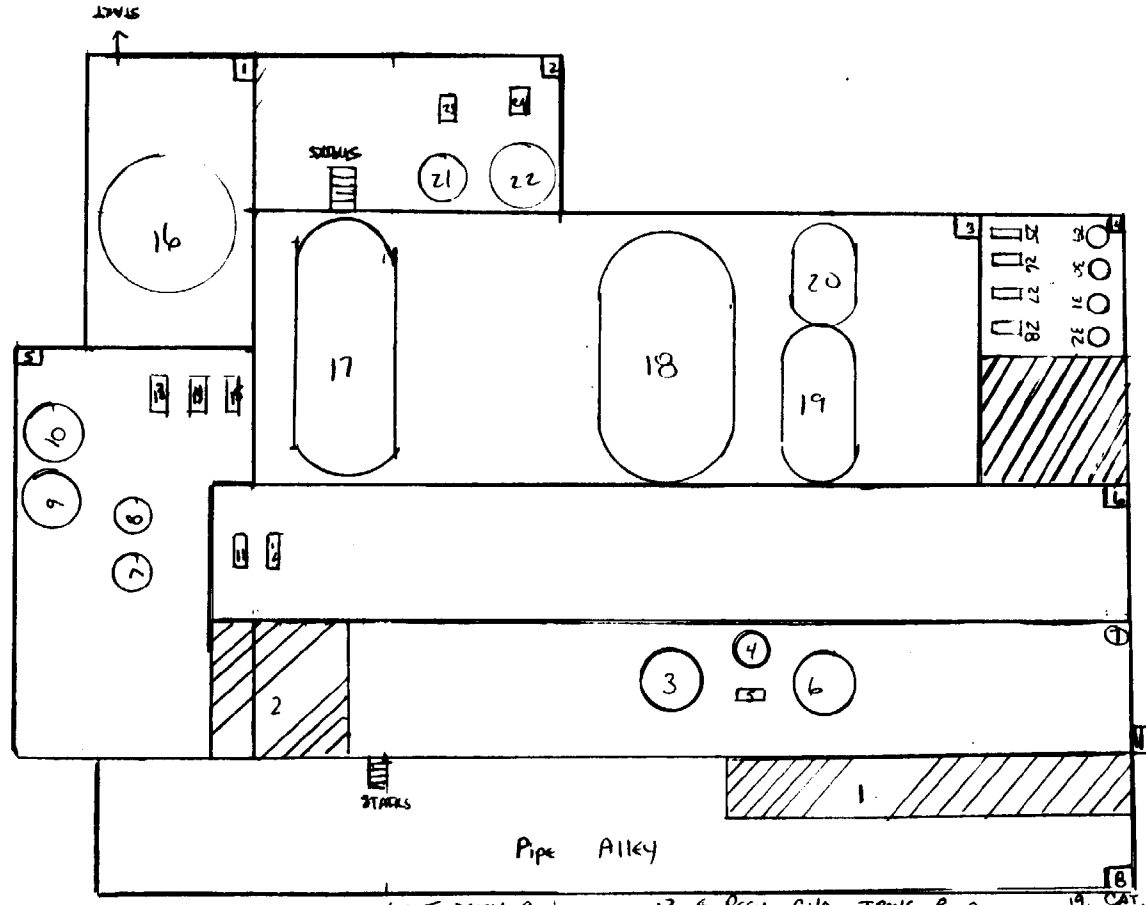

551 Bldg

25. S Aqueous Wst. Pmp
26. N Aqueous Wst Pmp
27. Water #2 Pmp
28 Water #1 Pmp
29. ? Filter
30. ? Filter
31. ? Filter
32. ? Filter

GRND LVL

Bldg works S to N, E to W

GRND LVL

4' EIV

GRND LVL

S
W E
N

1. Analyzer Bldg
2. Barrell Stg Area
3. E ? TNK
4. Oil Recov. H.U.T.
5. Recov. Waste Pmp
6. W ? TNK
7. N Hut Deinv. Cooker
8. S Hut Deinv Cooker
9. V-1 311 TNK
10. V-2 311 TNK
11. E Recy. Dec. FD Amp
12. W Recy. Dec. FD Pmp
13. E Recy CyA. Trans. Pmp
14. Cent. Recy CyA Trans Pmp
15. W Recy CyA Trans. Pmp
16. Recy. TNK Cyclohexane Water
17. EDTA. STG. TNK
18. 3A TNK
19. Cat. Sol TNK
20. Aqueous Waste Decant.
21. DEPHA STG TNK
22. K9 Cat Mix TNK
23. DEPHA Pmp
24. Cat. Pmp

DUP 0325875

PROMOTER TANK FARM-3068 BLDG.-GROUP 2

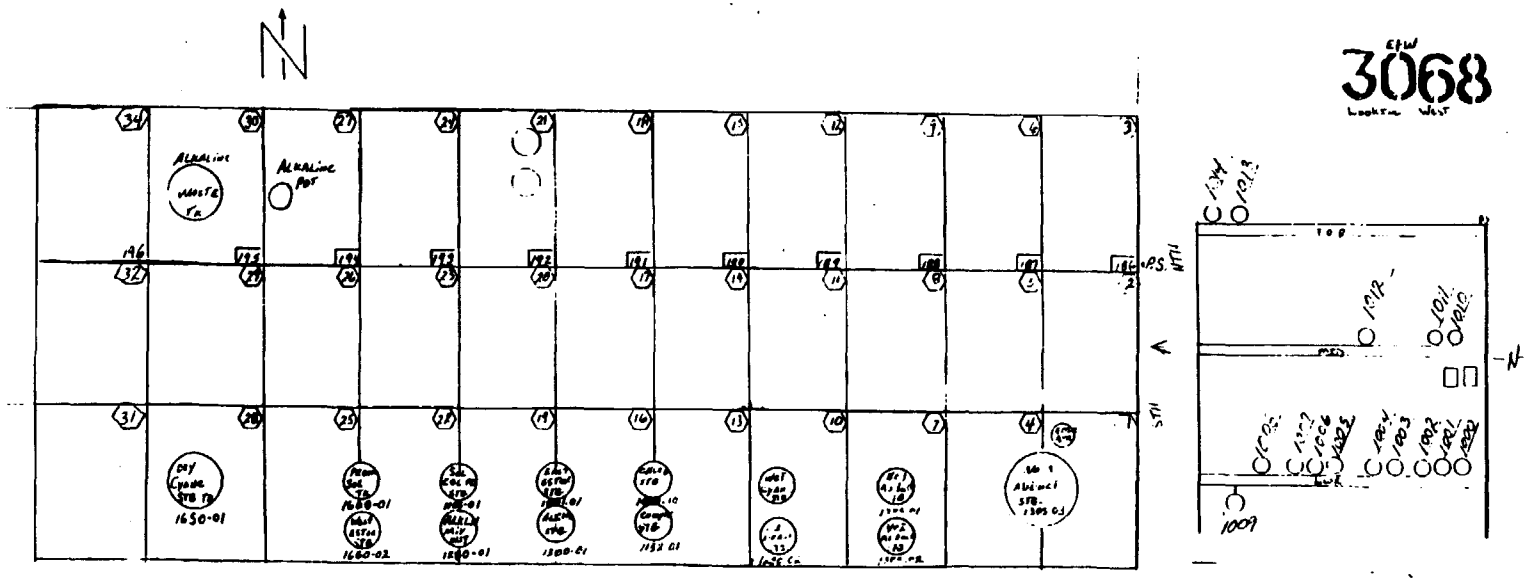

DUP 0325876

261 Bldg 1st FLR

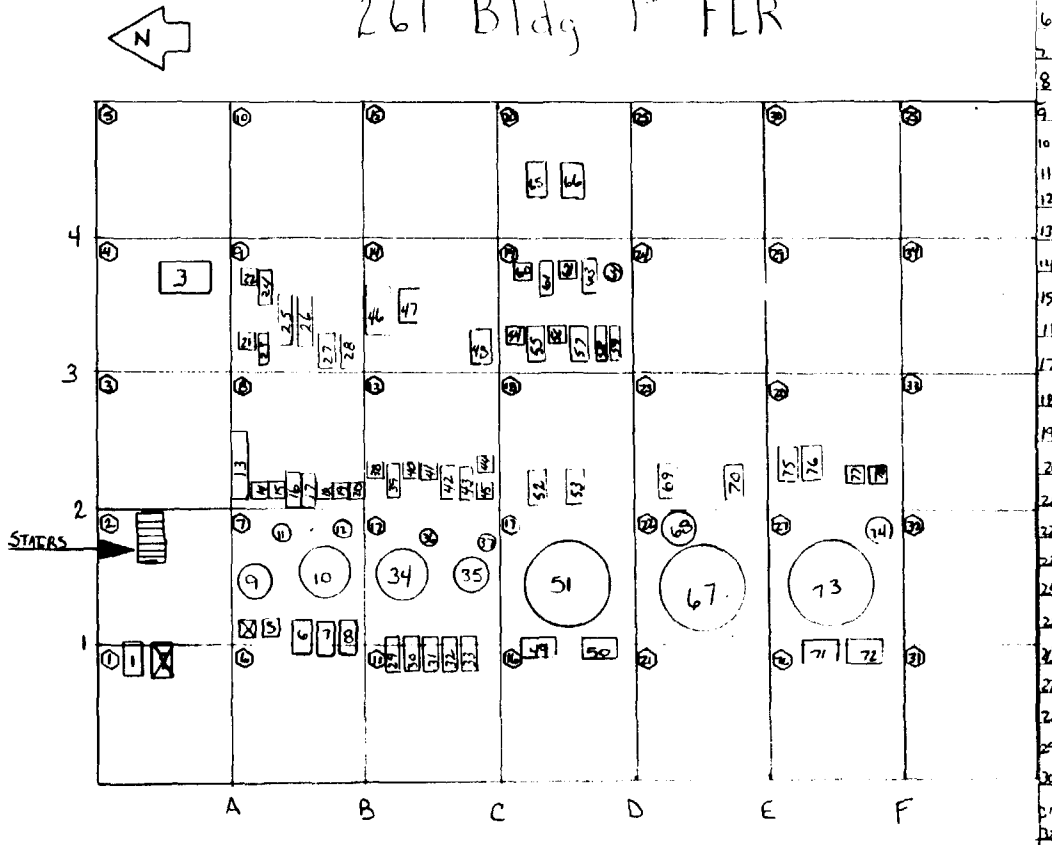

1.	Relief Vent Sump Pump	31.	Col A	61.	Col B1		
2.	Omit	32.	Col C	62.	B1 Col Stm Cond TK		
3.	Bldg Sump Pump	33.	A Col Cal Stm TK	63.	N Tails Pump Col B1		
4.	N Col Pmp Col F	34.	C Col Cal Stm TK	64.	S Tails Pump Col B1		
5.	S Col Pmp Col E	35.	S Tails Pmp Col A	71.	N Circ Pmp Col D		
6.	N Cond Circ Pmp Col F	36.	D Cond Charge Pump	72.	S Circ Pmp Col D		
7.	S Cond Circ Pmp Col F	40.	N Make Pmp Col A	73.	Col D		
8.	N Cond Circ Pmp Col E	41.	S Make Pmp Col A	74.	D Col Stm Cond TK		
9.	Col F	42.	N Aqua NH3 Xfer Pmp	75.	N make Pmp Col D		
10.	Col E	43.	S Aqua NH3 Xfer Pmp	76.	S make Pmp Col D		
11.	F Col Cal. Stm. Cond	44.	N Tails Pmp Col C	77.	N Tails Pmp Col D		
12.	E Col Cal Stm Cond	45.	S Tails Pmp Col C	78.	S Tails Pmp Col D		
13.	Hotwell Sump Pump	46.	A Col Tails TK				
14.	N Tails Pmp Col F	47.	A Col FD TK				
15.	S Tails Pmp Col F	48.	NH3 Scrub. HT xchg				
16.	N make Pmp Col E	49.	N Col B2 Cond Circ Pmp				
17.	S make Pmp Col E	50.	S Col B2 Cond Circ Pmp				
18.	N Tails Pmp Col E	51.	B2 Cond TK				
19.	S Tails Pmp Col E	52.	N Tails Pmp Col B2				
20.	N Tails Pmp Col A	53.	S Tails Pmp Col B2				
21.	Trim Circ Pmp Col F	54.	Trim Circ Pmp Col A				
22.	Trim Circ Pmp Col E	55.	Not In Service				
23.	F Col Trim Cond Clr	56.	Col B2 Trim Cond Pmp				
24.	F Col Trim Cooler	57.	B2 Col Trim Clr				
25.	N Temp H2o Circ Pmp	58.	N Demin H2o Circ Pmp				
26.	S Temp H2o Circ Pmp	59.	S Demin H2o Circ Pmp				
27.	N Cond Dem. FD TK	60.	Trim Circ Pmp Col C				
28.	S Cond Dem FD TK	61.	C Col Trim Clr				
29.	S Cond Circ Pmp Col E	62.	Trim Circ Pmp Col D				
30.	N Cond Circ Pmp Col A	63.	D Col Trim Clr				
31.	S Cond Circ Pmp Col A	64.	Dem H2o make TK				
32.	N Cond Circ Pmp Col C	65.	N Smp Pmp Bldg 15B				
33.	S Cond Circ Pmp Col C	66.	S Smp Pmp Bldg 15B				

DUP 0325877

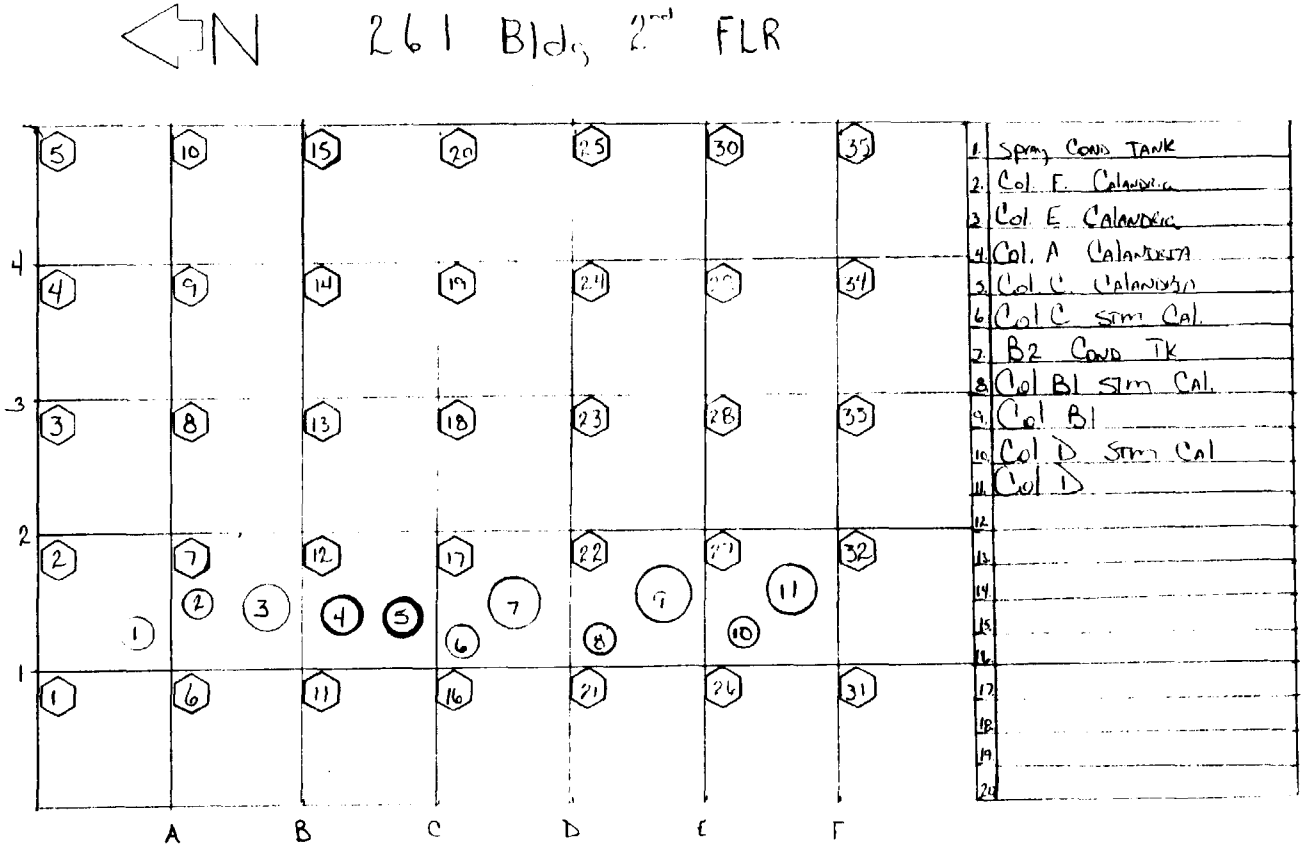
N
261 Bldg 2nd FLR
1 Spray Cond Tank
2 Col E Calandria
3 Col E Calandria
4 Col A Calandria
5 Col C Calandria
6 Col C Stm Col
7 B2 Cond Tk
8 Col B1 Stm Col
9 Col B1
10 Col D Stm Col
11 Col D
A
B
C
D
E
F

DUP 0325878

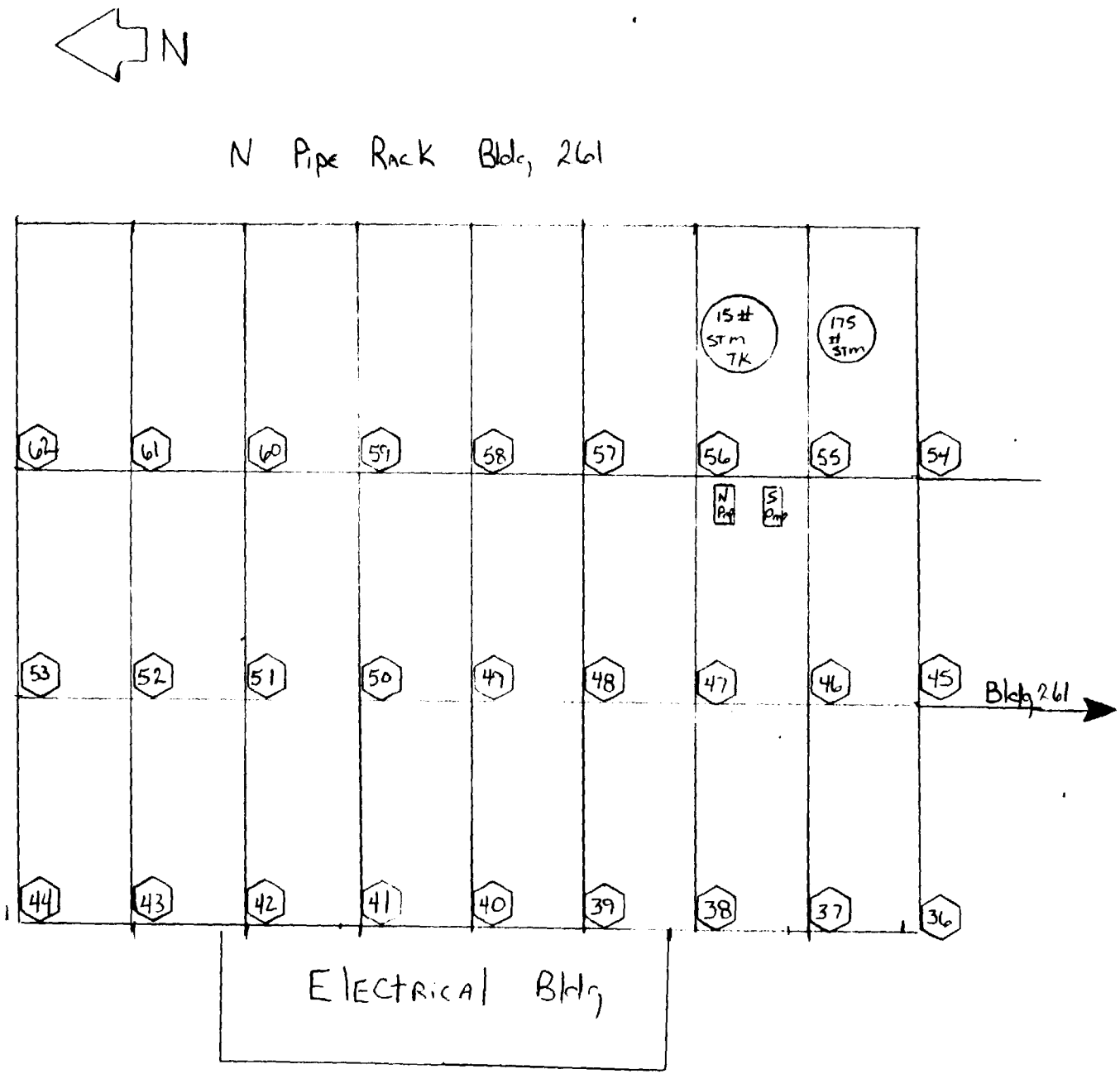
N
N Pipe Rack Bldg, 261
15# STM TK
175# STM
62
61
60
59
58
57
56
55
54
N Pmp
S Pmp
53
52
51
50
49
48
47
46
45
Bldg 261
44
43
42
41
40
39
38
37
36
ELECTRICAL Bldg

DUP 0325879

Diamine Tank Farm 317

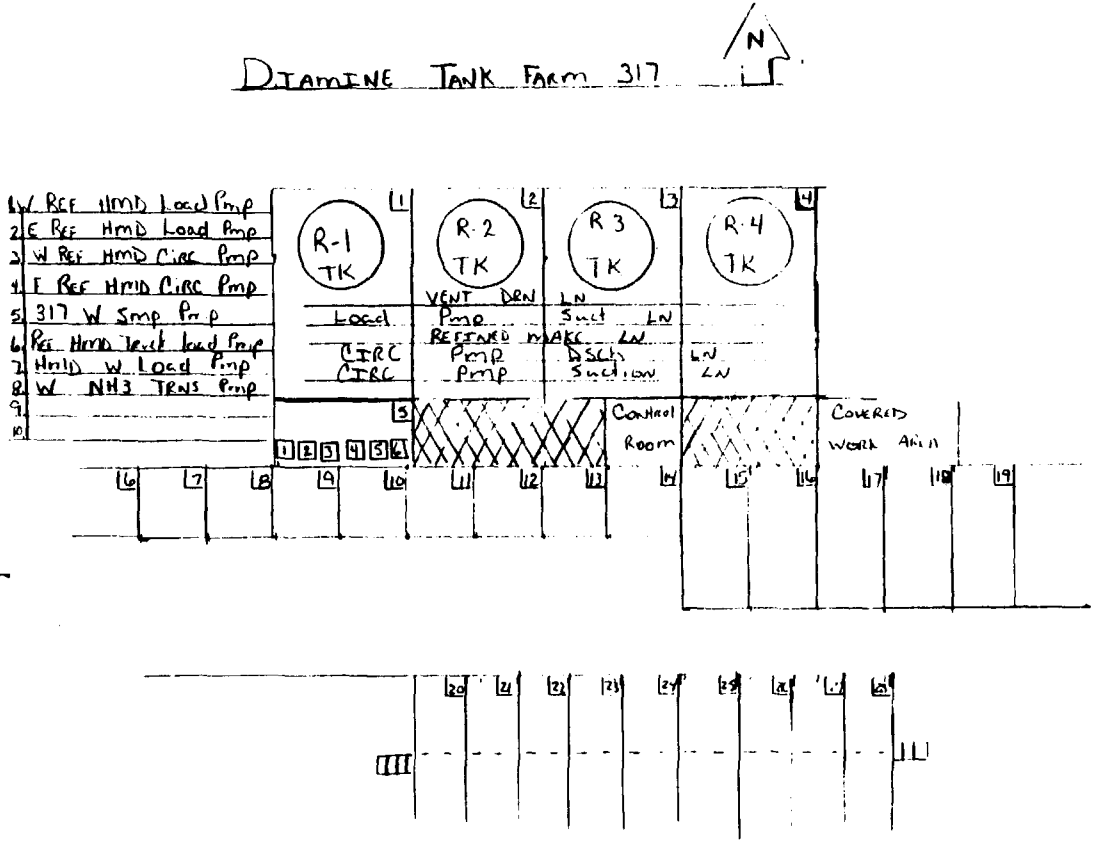

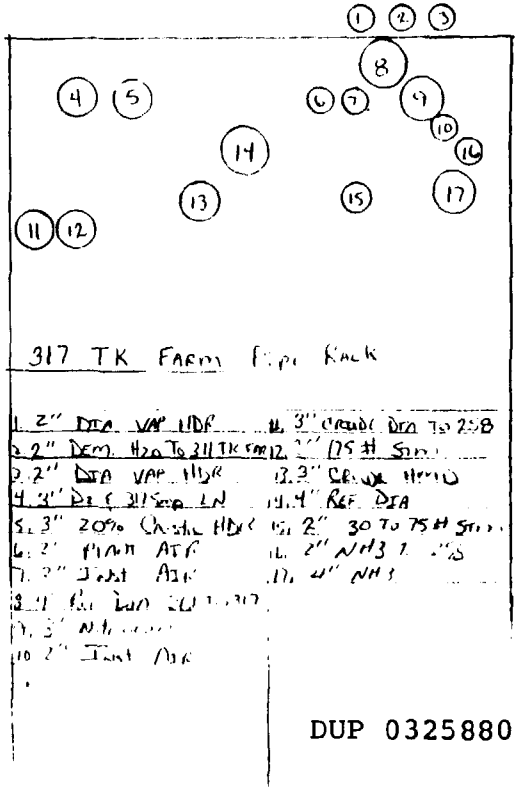

DUP 0325880

SW

517 TK FARM

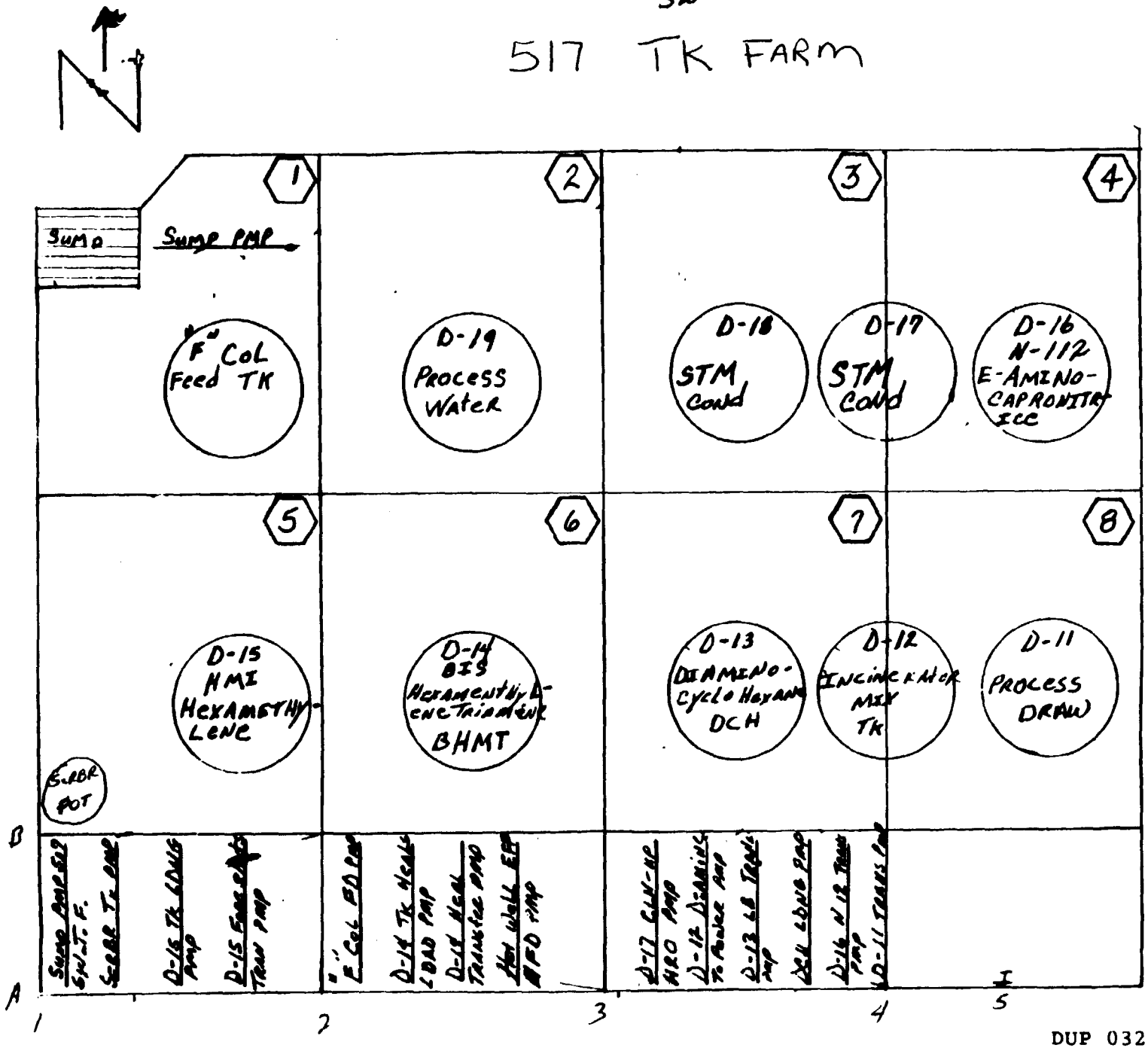

DUP 0325881

519 Bldg

N

DIAMINE / KA
GROUP 5
UNIT 2

1. S #3 AC Aft Cool Lube oil Pmp
2. N #3 AC Aft Cool Lube oil Pmp
3. XTRA Pmp
4. AC Lube oil Console
5. W Lube oil Drum
6. C Lube oil Drum
7. E Lube oil Drum
8. AC AFTER Cooler
9. #1 CLARK MAIN oil Pmp
10. #1 CLARK Comm Aux Pmp
11. #1 CLARK Lube oil Console
12. #2 CLARK MAIN oil Pmp
13. #2 CLARK Aux Pmp
14. #1 #2 CLARK Lube oil Cooler
15. ?
16. S MIST ELIMINATOR
17. N MIST ELIMINATOR
18. AIR REC TANK
19. S INST AIR DRYER
20. N INST AIR DRYER
21. ?
22. ?
23. W PALL DRYER
24. E PALL DRYER
25. VENT STACK

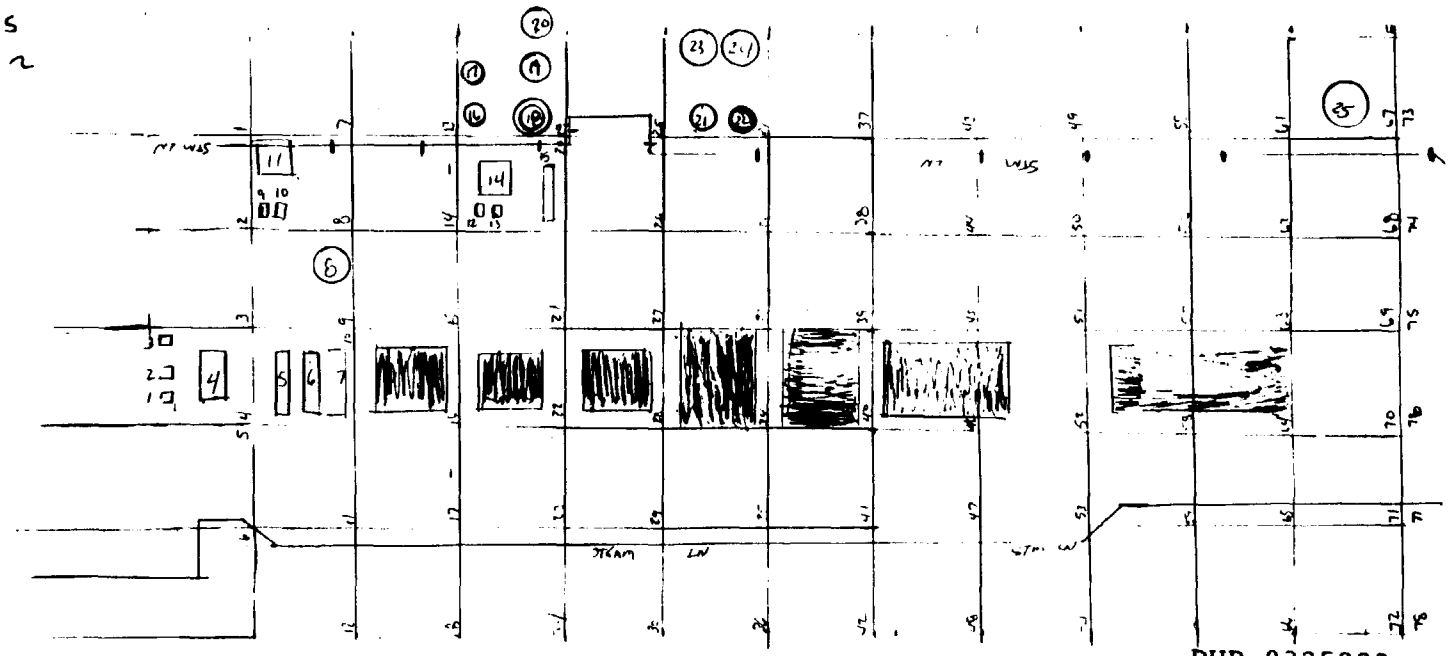

DUP 0325882

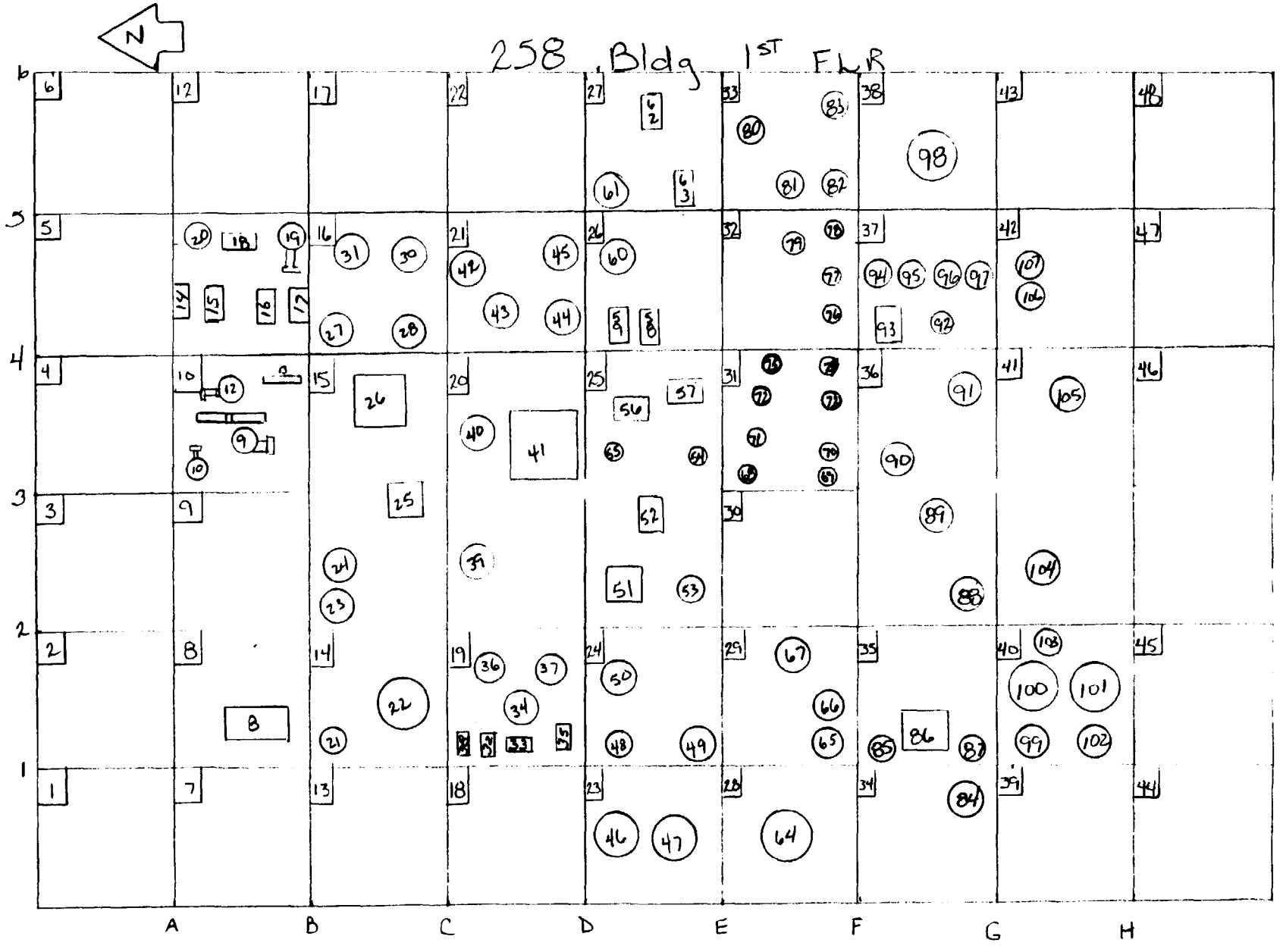

DUP 0325883

1.
2.
3.
4.
5.
6.
7.
8.
9. Separator
10. Separator 2nd STAGE
11. 2nd STAGE Inter Cooler
12. Separator 3rd STAGE
13. 1ST STAGE Inter Cooler
14. N CRD HMD Pmp
15. S CRD HMD Pmp
16. N Cond. Pmp
17. S Cond Pmp
18. #1 Separator
19. Cond Flash Tk
20. Cartridge Filter
21. Cen Blower
22. Elect. Preheater
23. Filter
24. Filter
25. Packing Cooler Console
26. Lube Oil Console
27. H.P. Absorb Pmp
28. H.P. Absorb Pmp
29.
30. Reflux Pmp
31. Reflux Pmp
32. Suction Trap
33. Oil Reliever
34. Refrig Comp.
35. Separator
36. CRU. SEPARATOR
37. Refrig. Separator
38. Elect. Heater
39. CVL Support Tip
40. Oil Separator
41. Inj Pmp Motor
42. Filter
43. Process Water Pmp
44. STM Turbine
45. Process Water Pmp
46. Stack Tk #1
47. Catch Tk #1
48. Catch Tk #1 Pmp
49. Catch Tk #1 Pmp
50. STM Turbine
51. Lube Oil Console
52. L.O. Pmp
53. Hyper Vent Separator
54. Inj. Pmp Motor
55. Speed Reducer
56. ADN Pmp Cooler
57. Cooler
58. Temp. Water Pmp
59. Temp Water Pmp
60. Process Water Tk
61. Filter
62. Pmp
63. Pmp
64.
65.
66.
67. Separator
68.
69.
70. Compressor Support
71. R.V. separator
72. Packing Cooling Console
73.
74. Lube oil Console
75.
76.
77. Catch Tank #2 Pmp
78. Catch Tank #2 Pmp
79. Catch Tank #2 Pmp
80. Catch Tank #2 Pmp
81.
82.
83. Heat exchanger
84. Reclaimer Tk Pmp
85.
86. Reclaimer Tk Pmp
87.
88.
89. R.V. Separator
90. Vent Separator
91. Packing Cooling Console
92. Separator
93. Reflux Pmp
94.
95. 1 TK
96.
97.
98.
99. Reclaimer Pmp TK
100. Reclaimer Pmp TK
101. Reclaimer Pmp TK
102.
103. Separator 2nd INTER
104. R.V. Separator
105. Lube oil Console
106. TK
107. Pmp

DUP 0325884

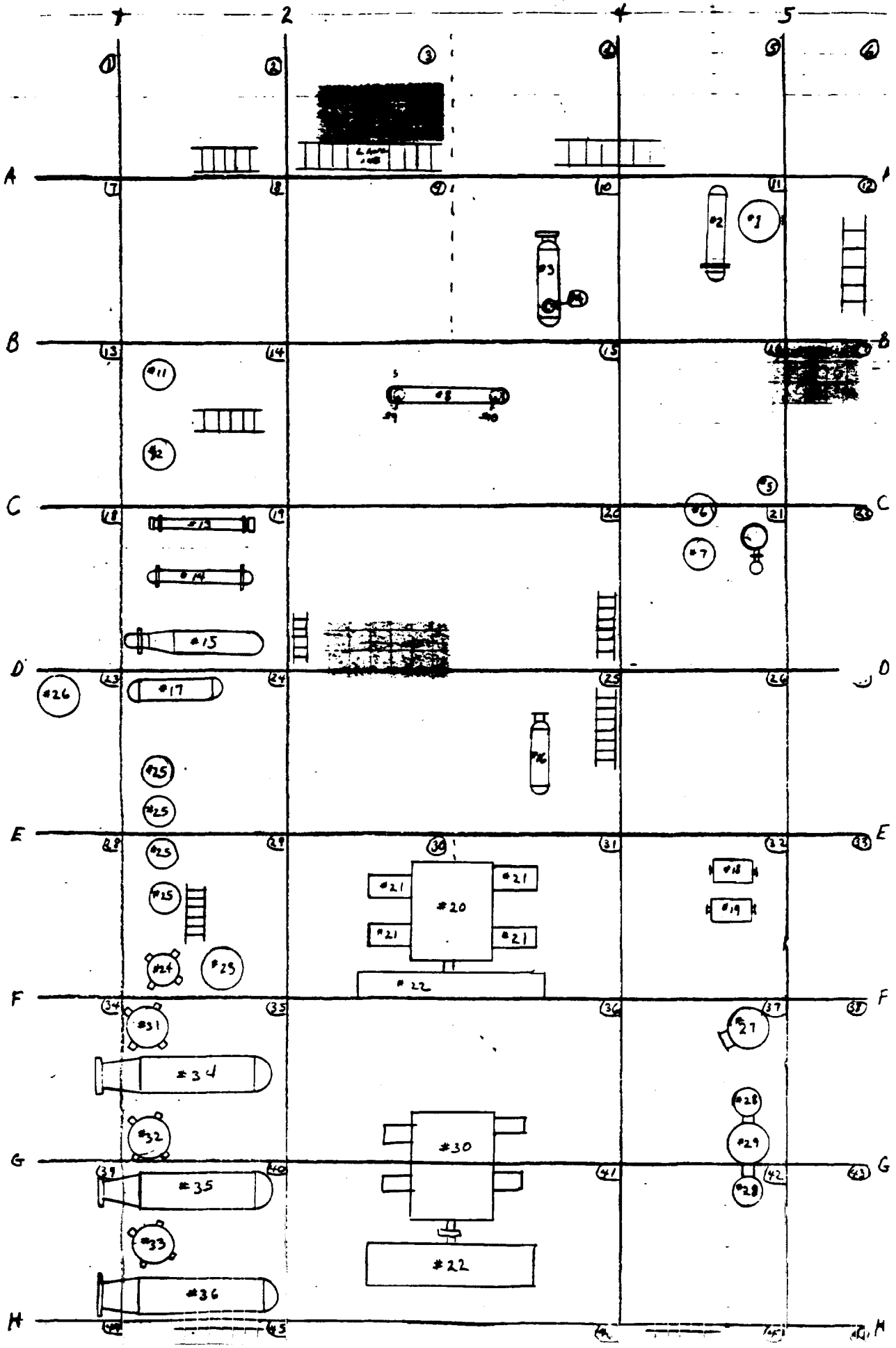
1
2
4
5
A
B
C
D
E
F
G
H
#1
#2
#3
#4
#5
#6
#7
#8
#9
#10
#11
#12
#13
#14
#15
#16
#17
#18
#19
#20
#21
#22
#23
#24
#25
#26
#27
#28
#29
#30
#31
#32
#33
#34
#35
#36

DUP 0325885

G-46 REV 5-77 ENGINEERING DUPONT COMPUTATION SHEET

TITLE OF PROJ OR STUDY _____ PROJ OR STUDY NO _____

SUBJECT 258 BLDG 2ND WORKS _____

COMPUTER _____ DATE _____ 19 _____

FLASH TK
RECYCLE GAS HTR
PULSE DMP 1ST STG SUCT
PULSE DAMP 1ST STG DIS
ABSORBER SCRUBBER
N. MAKE RECEIVER
S. MAKE RECEIVER
PULSATION DAMPENER
DISCHARGE VESSEL
SUCTION VESSEL
COO OXIDATION SHELL
CART REG SHELL
CRU HEAT EXCH
WATER COOLER
FREON HEAT EXCH
PULS DAMP SUCT
FREON RECEIVER
N STACK TK COOLER
S STACK TK COOLER
HYPER COMP #1
SNUBBERS
HYPER COMP MTR
I.P. SEPARATOR
H.P. SEPARATOR
CARTRIDGES
STACK TK COOLER
VAPOR COOLER
CALANDRIA
FLASH EVAORATOR
HYPER COMP #2
CONVERTER A
CONVERTER B
CONVERTER C
RECLAIMER A
RECLAIMER B
RECLAIMER C

DUP 0325886

USE STANDARDS FOR MINIMUM ESSENTIAL INSTALLATIONS

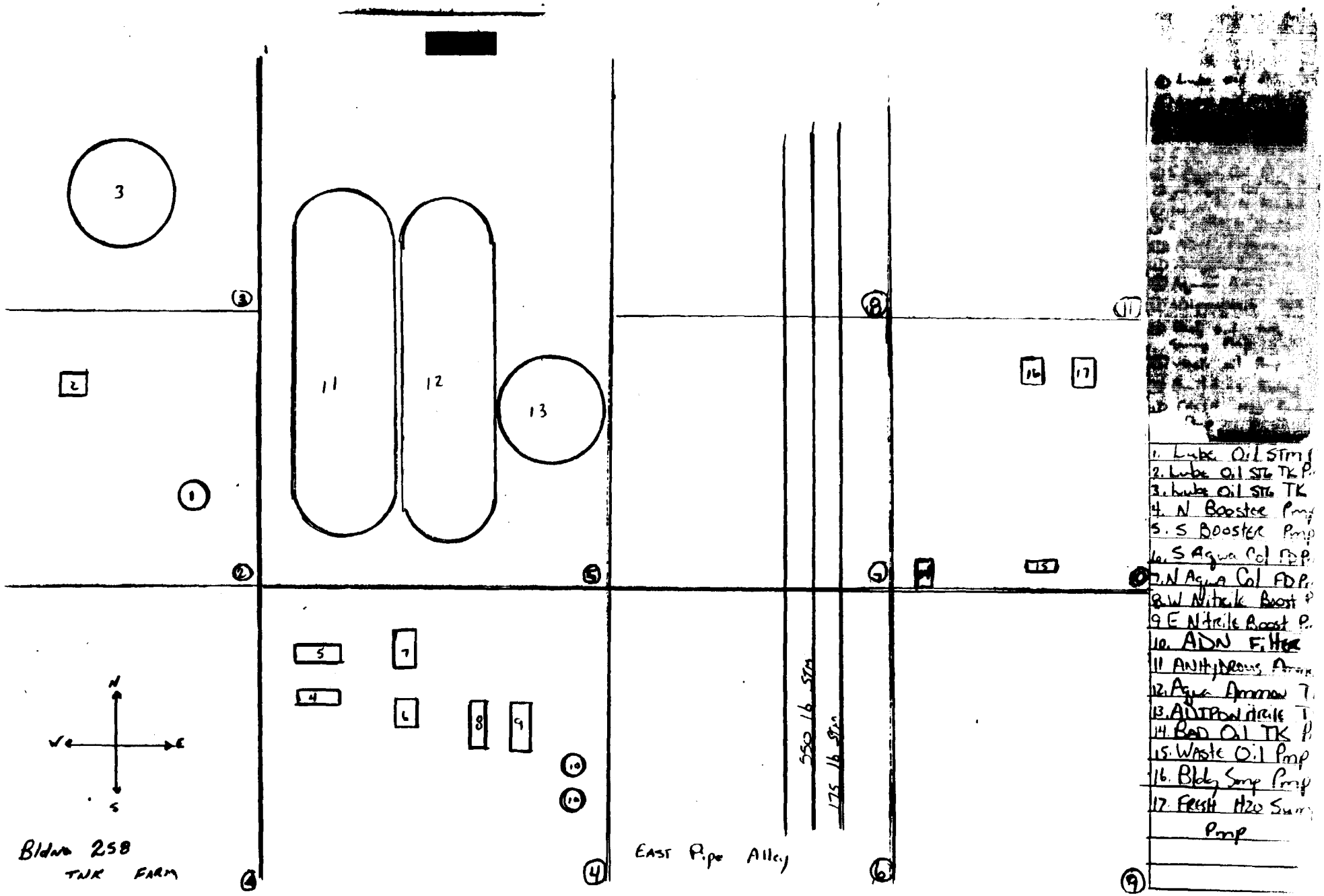

3
2
1
11
12
13
5
7
4
6
8
9
10
10
16
17
15
550 lb STM
175 lb STM
N
W
E
S
Bldg 258
TNK FARM
East Pipe Alley
1. Lube Oil STM
2. Lube Oil STG TK P
3. Lube Oil STG TK
4. N Booster Pmp
5. S Booster Pmp
6. S Aqua Col FD P
7. N Aqua Col FD P
8. W Nitrile Boost P
9 E Nitrile Boost P
10. ADN Filter
11 Anhydrous Amm
12. Aqua Ammon T
13. Adiponitrile T
14. Bad Oil TK P
15. Waste Oil Pmp
16. Bldg Sump Pmp
17. Fresh H2O Sump
Pmp

DUP 0325887

BLDG 2081

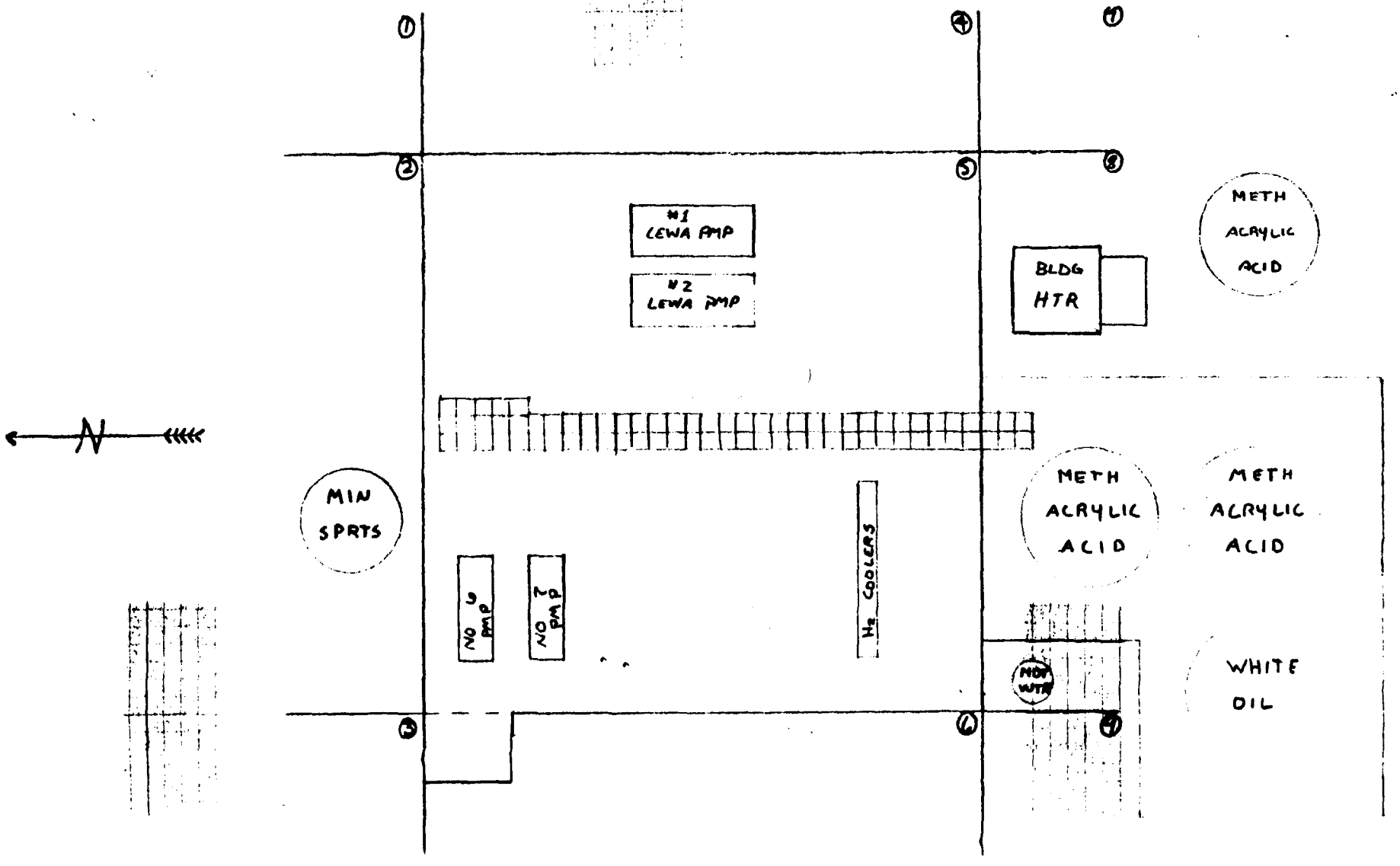

DUP 0325888

OPERATING FLARE STACK [redacted]

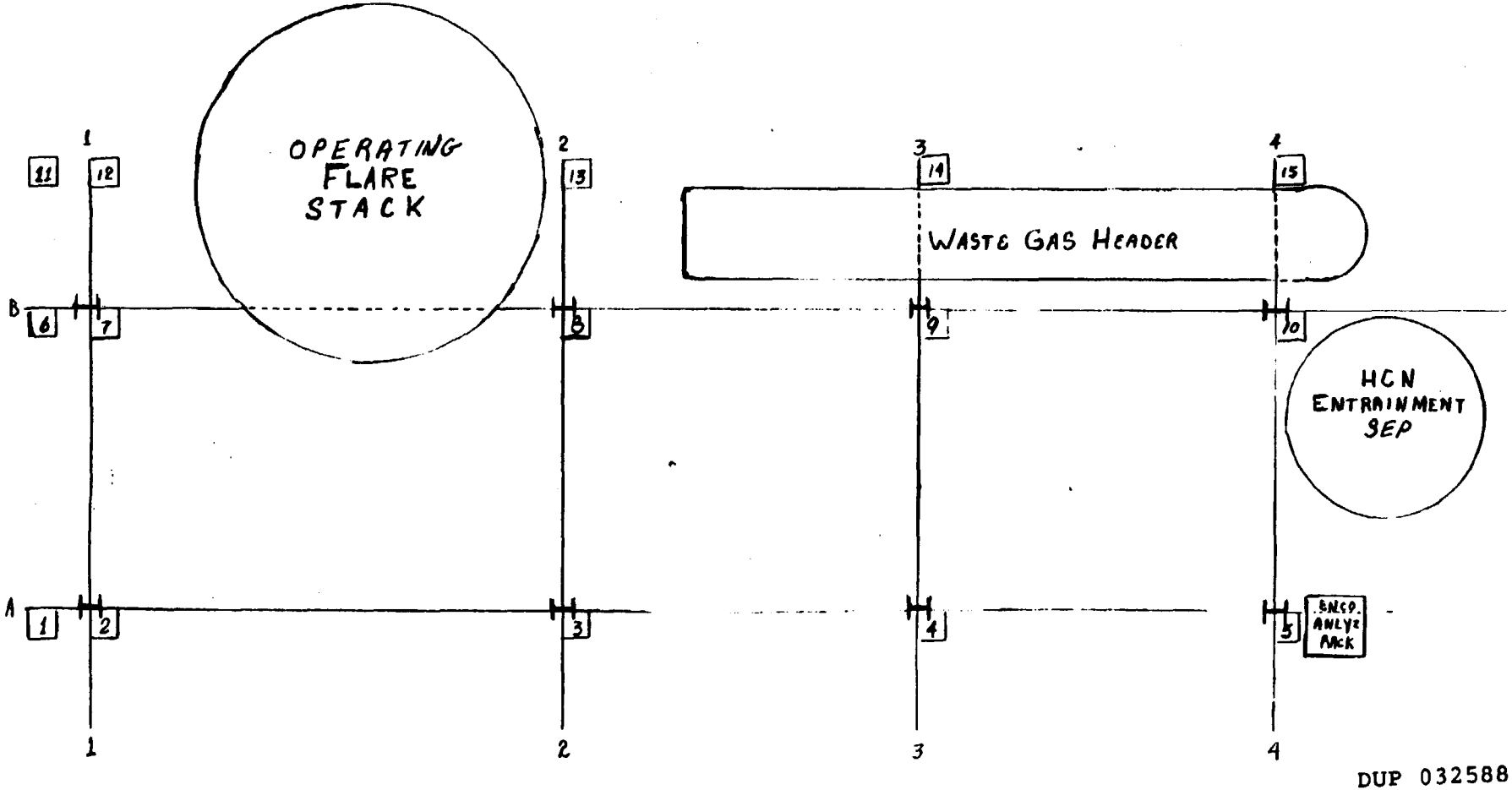

DUP 0325889

GROUND FLOOR

Mark E. Burch

3rd flr- reactor structure

Grid 03.001

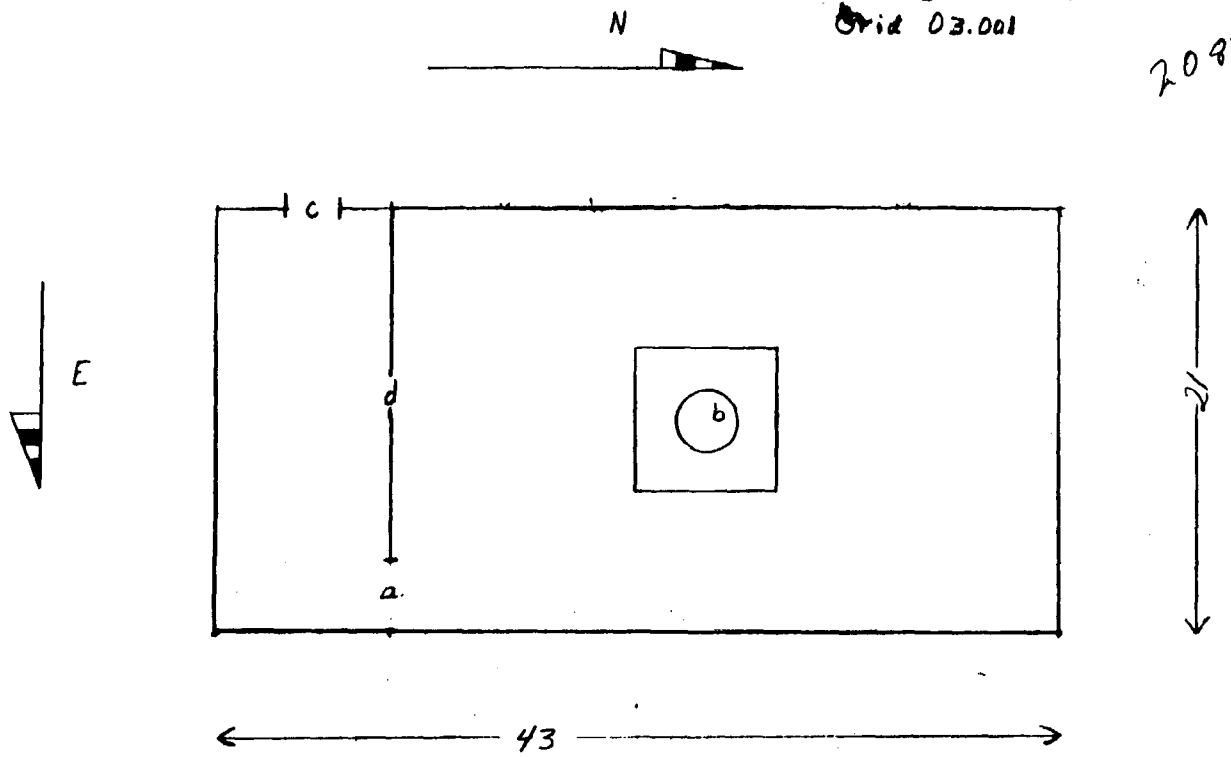

2080

a- Drwy
b- reactor
c- strwy
d- reactor wall

DUP 0325890

Mark E. Burch

2nd flr reactor structure
Grid 02.001
2080

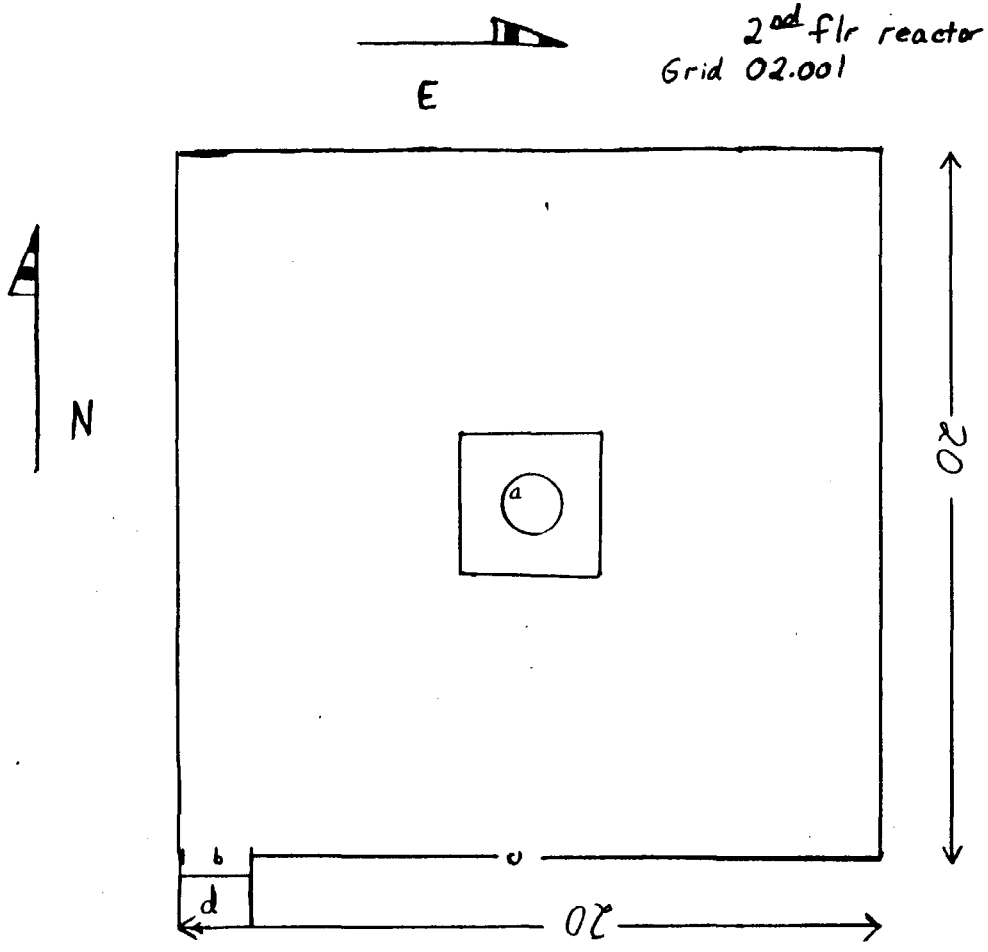

a - reactor
b - SSO Orwy
c - reactor wall
d - strwy

DUP 0325891

2nd flr purge cmpssr CLR stctr
Grid 05.001 Mark E. Bench

2040

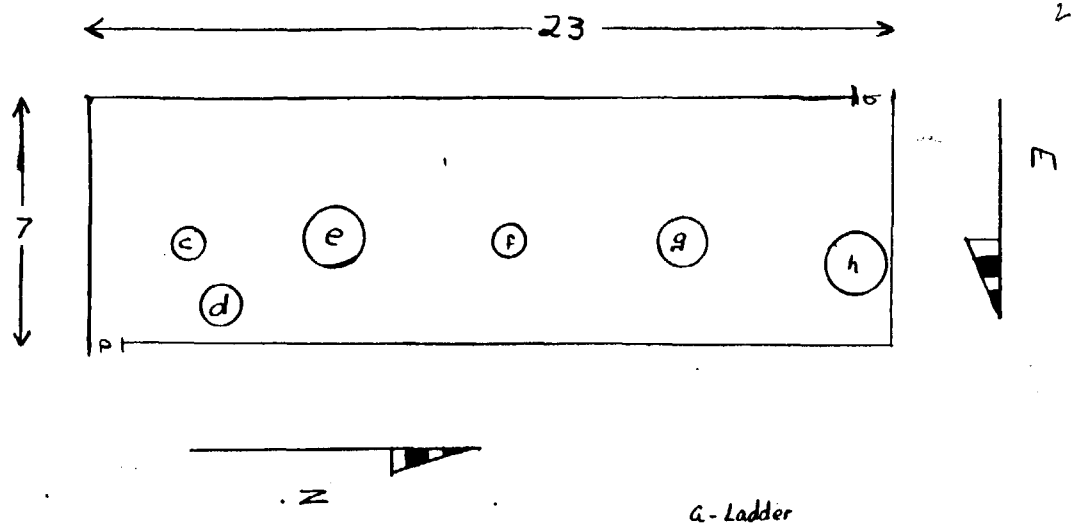

a - Ladder
b - Ladder
c - purge cmpssr seperator
d - purge cmpssr cooler
e - purge cmpssr cooler
f - purge cmpssr coolers
g - cooler
h - purge cmpssr seperator

DUP 0325892

2nd Flr Wx Stctr — Mark E. Buck
2080 BLDG.
Grid 04.001

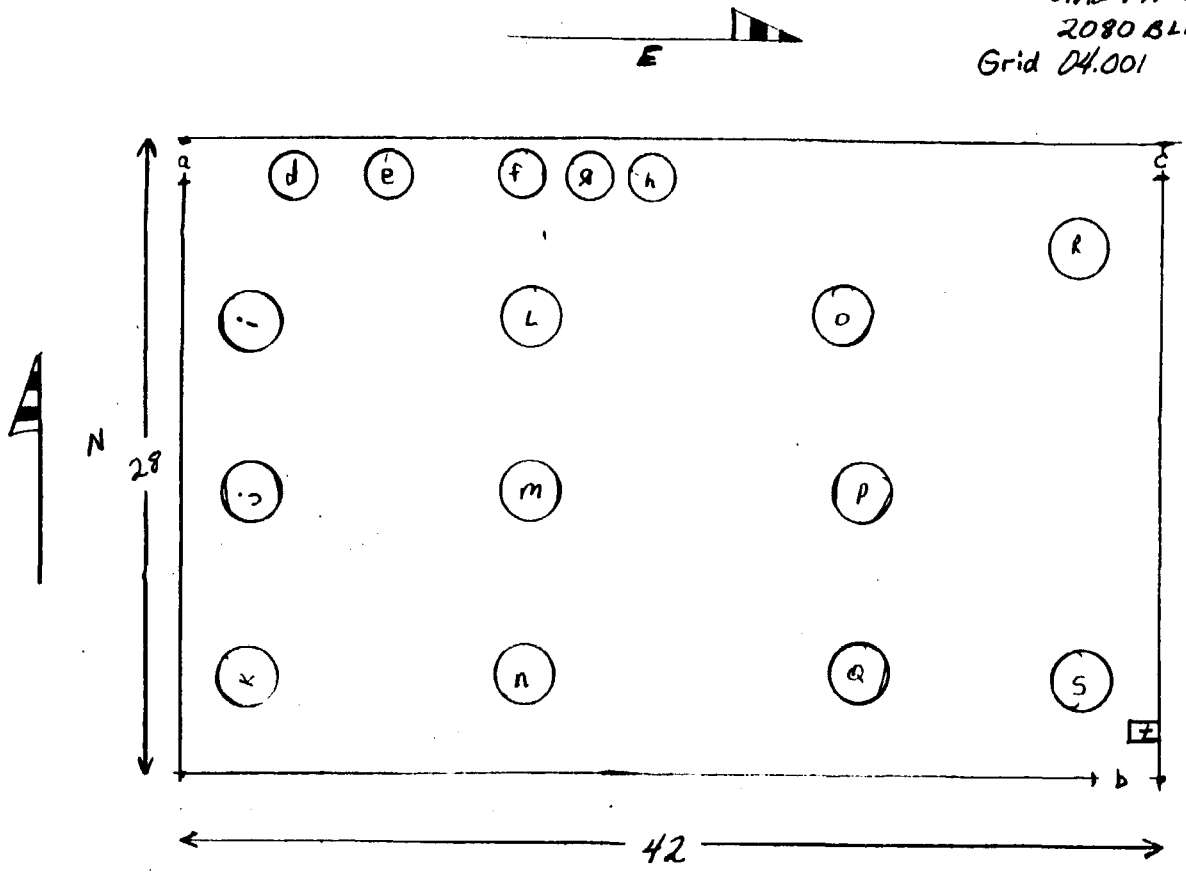

a-Ladder
b-strwy
C-Ladder
d- wx stctr seperator #1
e- wx stctr seperator #2
f- wx stctr seperator #3
g- wx stctr seperator #4
h- wx stctr seperator #5
i- wx stctr CLR #1
j- wx stctr CLR #2
k- wx stctr CLR #3
L- wx stctr CLR #4
m- wx stctr CLR #5
n- wx stctr CLR #6
o- wx stctr CLR #7
p- wx stctr CLR #8
Q- wx stctr CLR #9
R- wx recvr
S- wx stctr CLR #10
+- fire extinguisher

DUP 0325893

2080 BLDG G-Unit Mark E. Burch

Grid 01.001 - 01.065

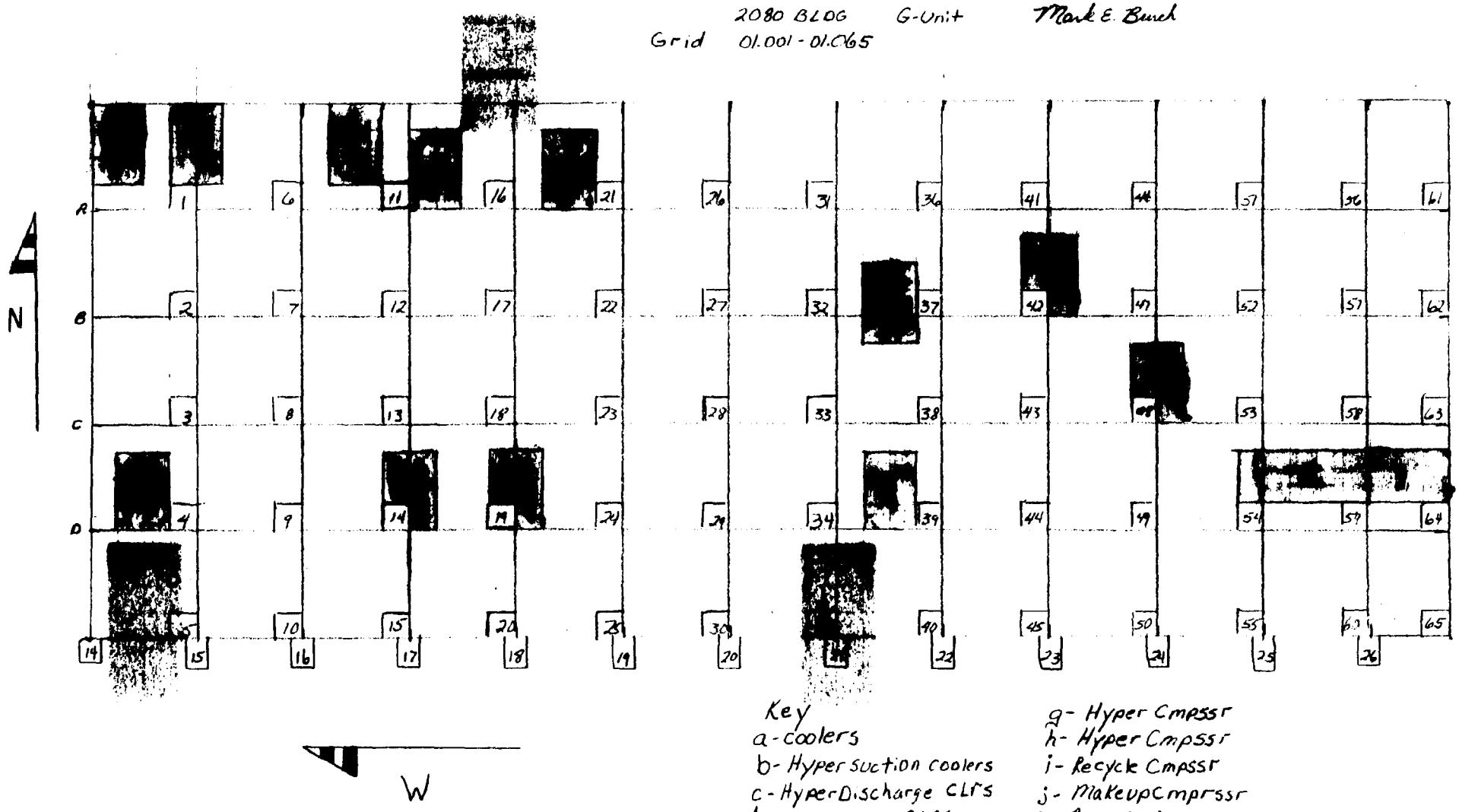

Key

a - coolers
b - Hyper suction coolers
c - Hyper Discharge CLRs
d - Hyper Disch CLRS
e - Hyper Sact CLRS
f - Hyper cmpssr
g - Hyper Cmpssr
h - Hyper Cmpssr
i - Recycle Cmpssr
j - MakeupCmprssr
K - Recycle Cmprssr
L - END TRUCK Well
m - Makeup Cmpssr

DUP 0325894

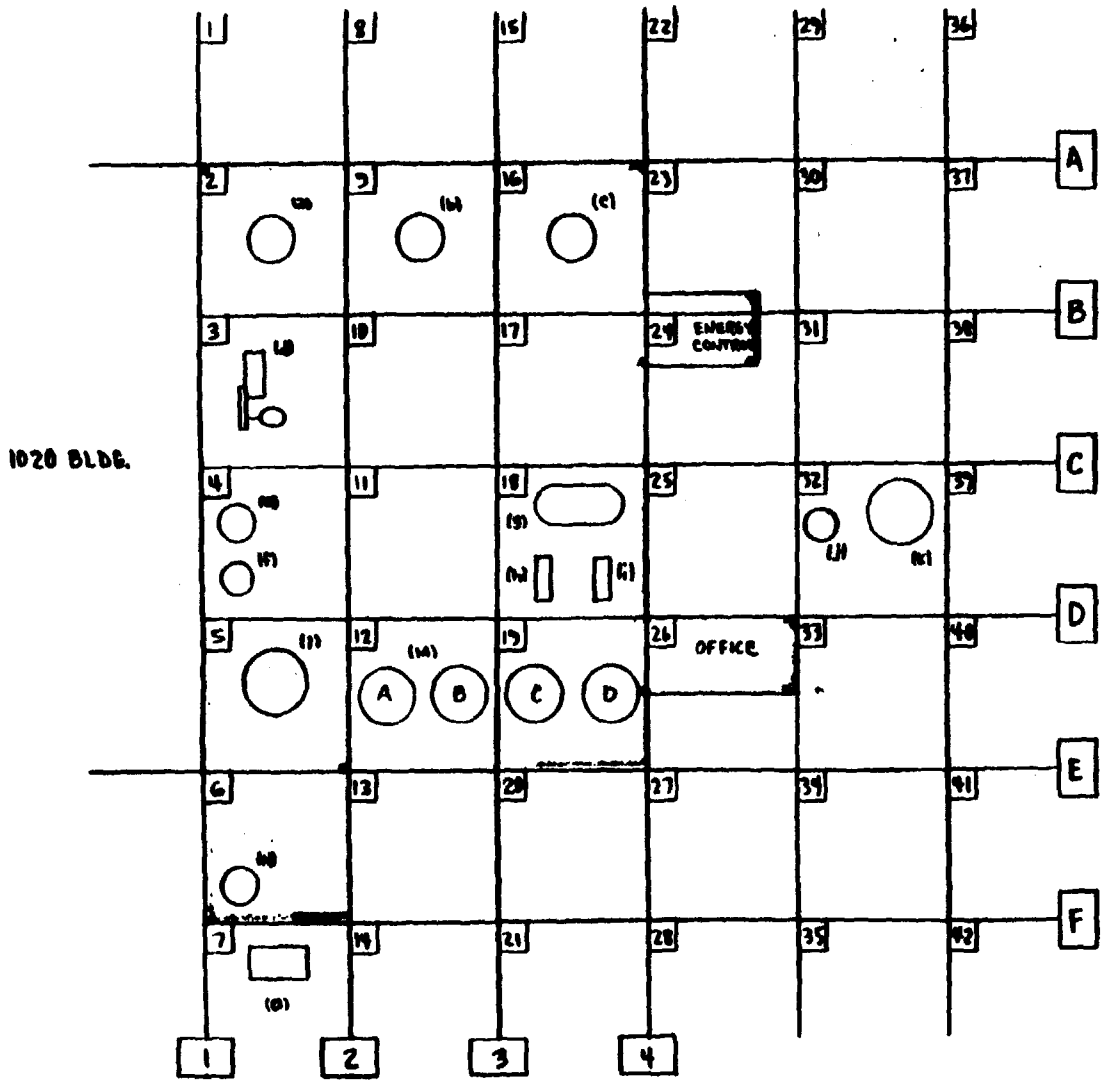

N

E-UNIT
1010 BLDG.

FIRST FLOOR

EQUIPMENT

(a) #3 Post Reactor
(b) #2 LMW Reactor
(c) #1 HMW Reactor
(d) Butane Recovery Decanter
(e) Solvent Tank
(f) #1 Solvent Decanter
(g) Dowtherm Cond. Recovery
(h) West Aldrich Pump
(i) East Aldrich Pump
(j) Flash Tank
(k) Reaction Blow Dn Tank
(l) Intermediate Pressure Sep.
(m) Adsorbers
(n) Solvent Hold up Tank
(o) Waste Facility

DUP 0325895

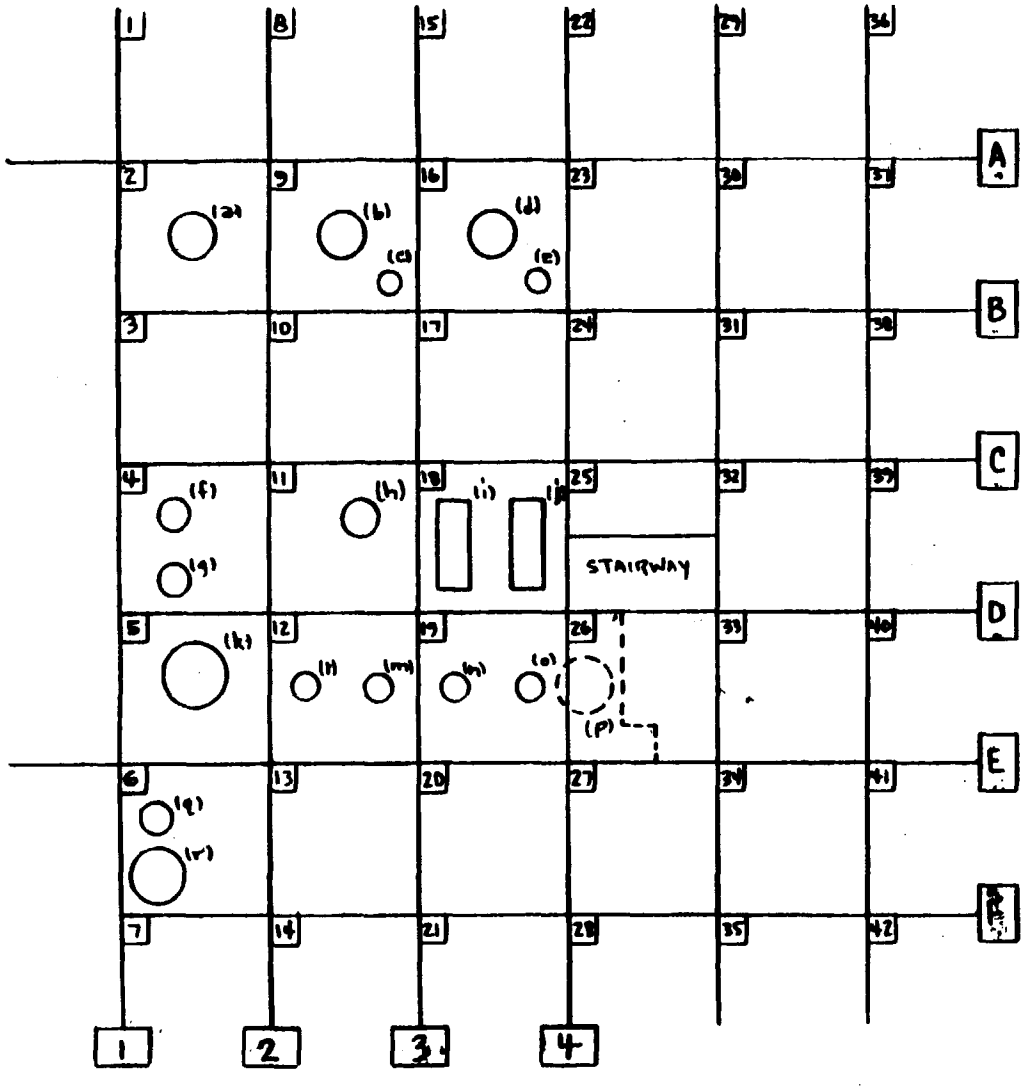

N

E-UNIT
1010 BLDG

SECOND FLOOR

EQUIPMENT

(a) #3 Reactor
(b) #2 Reactor
(c) Heat Exchanger
(d) #1 Reactor
(e) Heat Exchanger
(f) Off Gas to Flare
(g) #1 Grease Sep.
(h) Purge Sol. Htr.
(i) #1 Sol. Htr.
(j) #2 Sol. Htr.
(k) interm. Pres. Sep.
(l) "A" Adsorber
(m) "B" Adsorber
(n) "C" Adsorber
(o) "D" Adsorber
(p) Hopper
(q) Dry Solv. Tank
(r) De Super Htr.

DUP 0325896

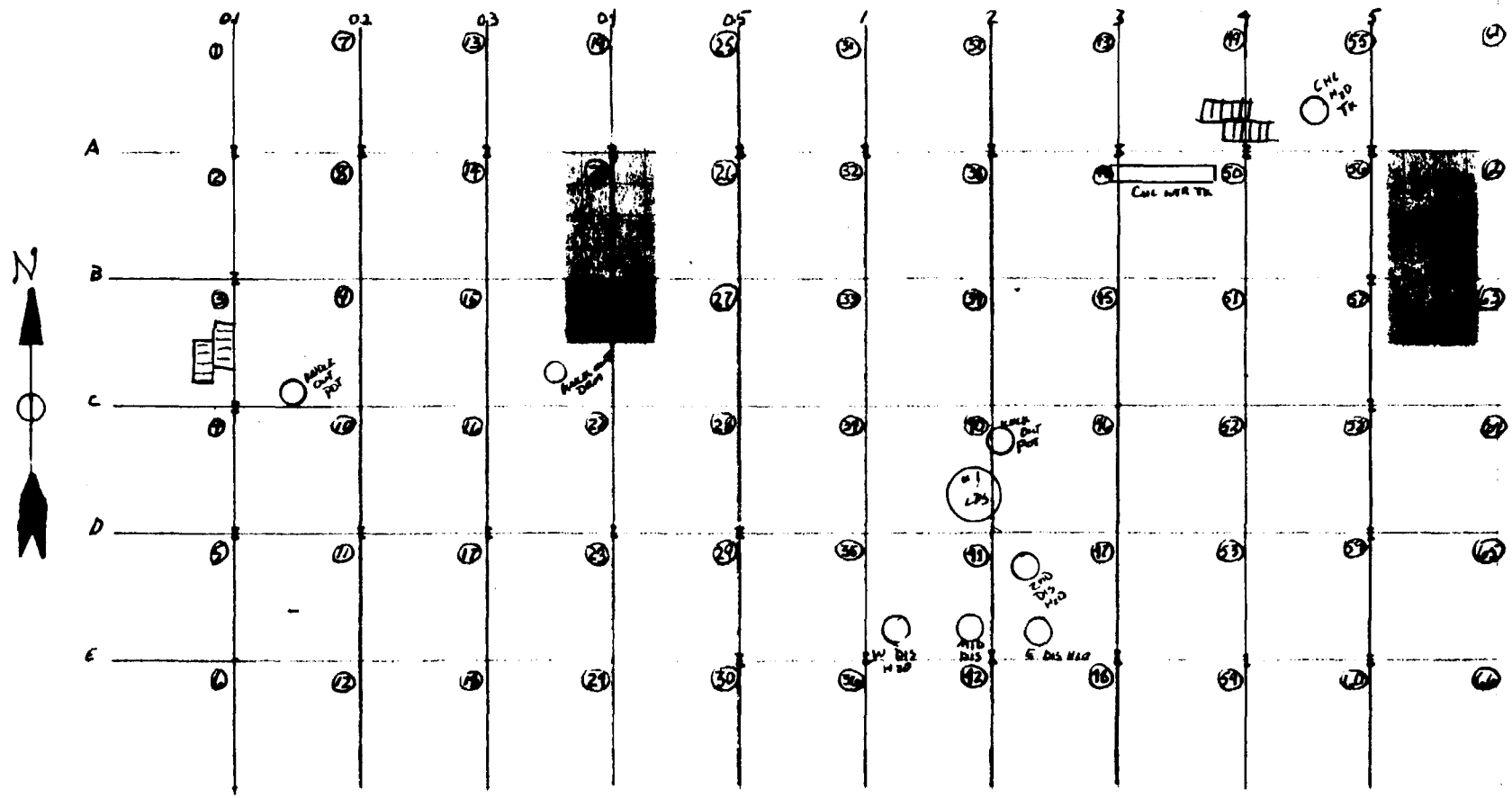

ALATHO

572 BLDG 2ND FL

DUP 0325897

572 BLDG
GRND FLR

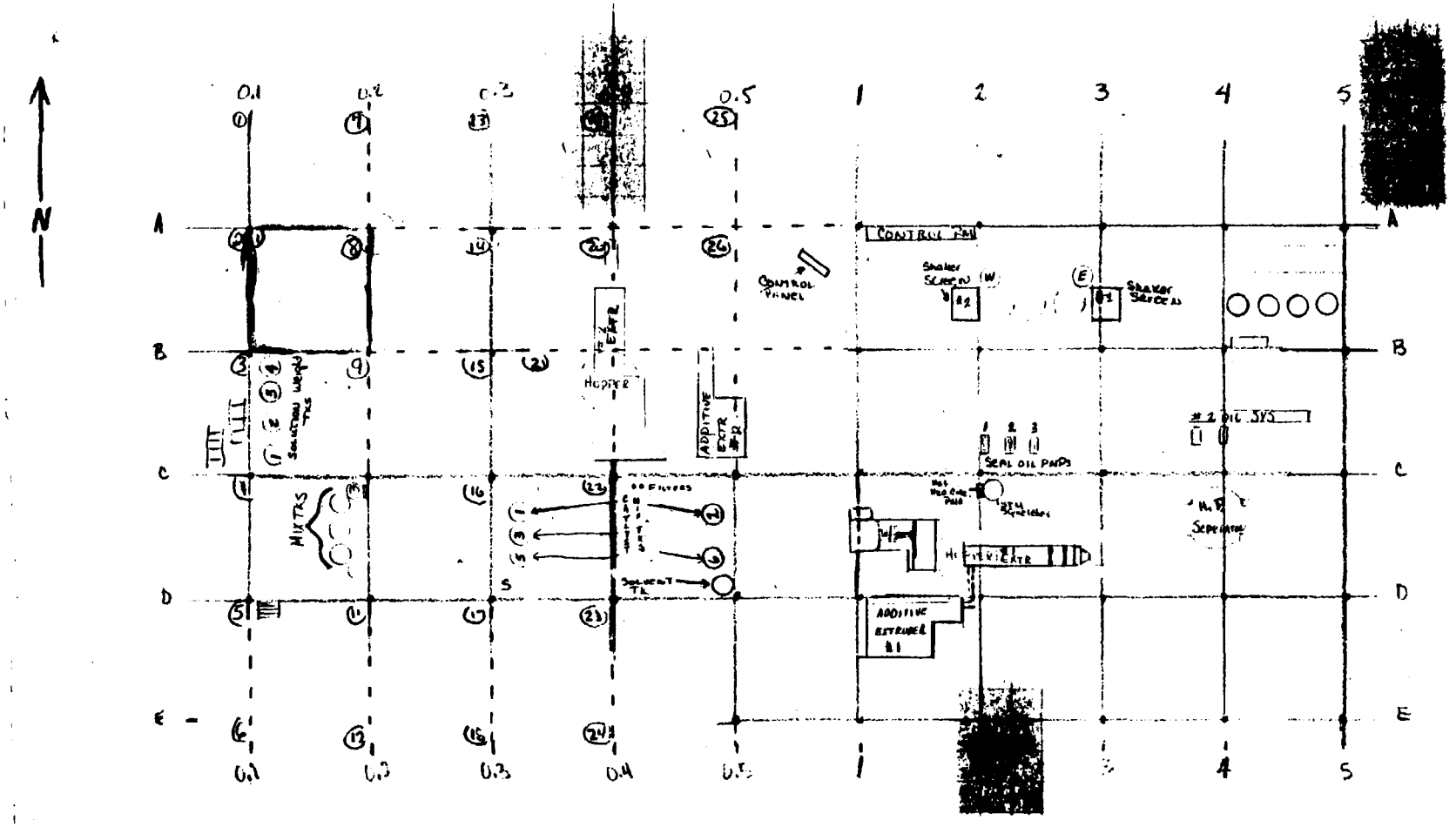

DUP 0325898

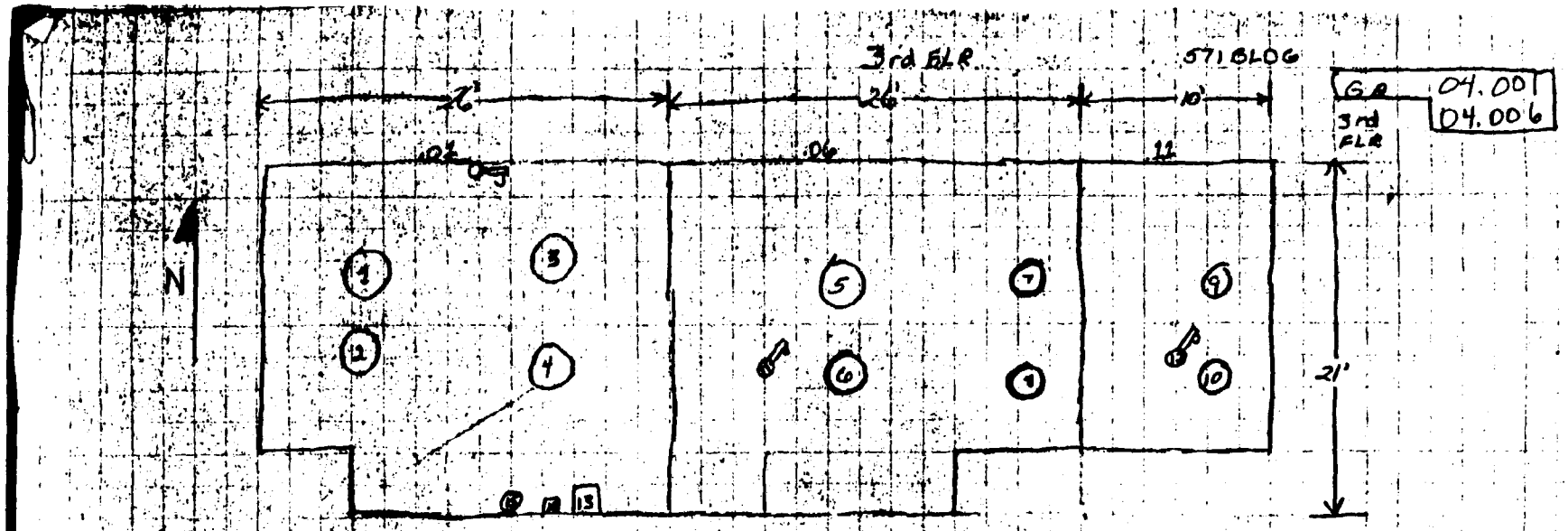

Key

1- N SD CLg Col
2- SSD CLg Col
3- N SD Wx Strctr Col
4- SSD Wx Strctr Col
5- N SD Wx Strctr Col
6- S SD Wx Strctr Col
7- N SD Wx Strctr Col
8- SSD Wx Strctr Col
9- N SD Wx Strctr Col
10- SSD Wx Strctr Col
11- Crane
12- Crane
13- Fire Ext. Box
14- Intercom
15- Safety Shower
16- Crane

DUP 0325899

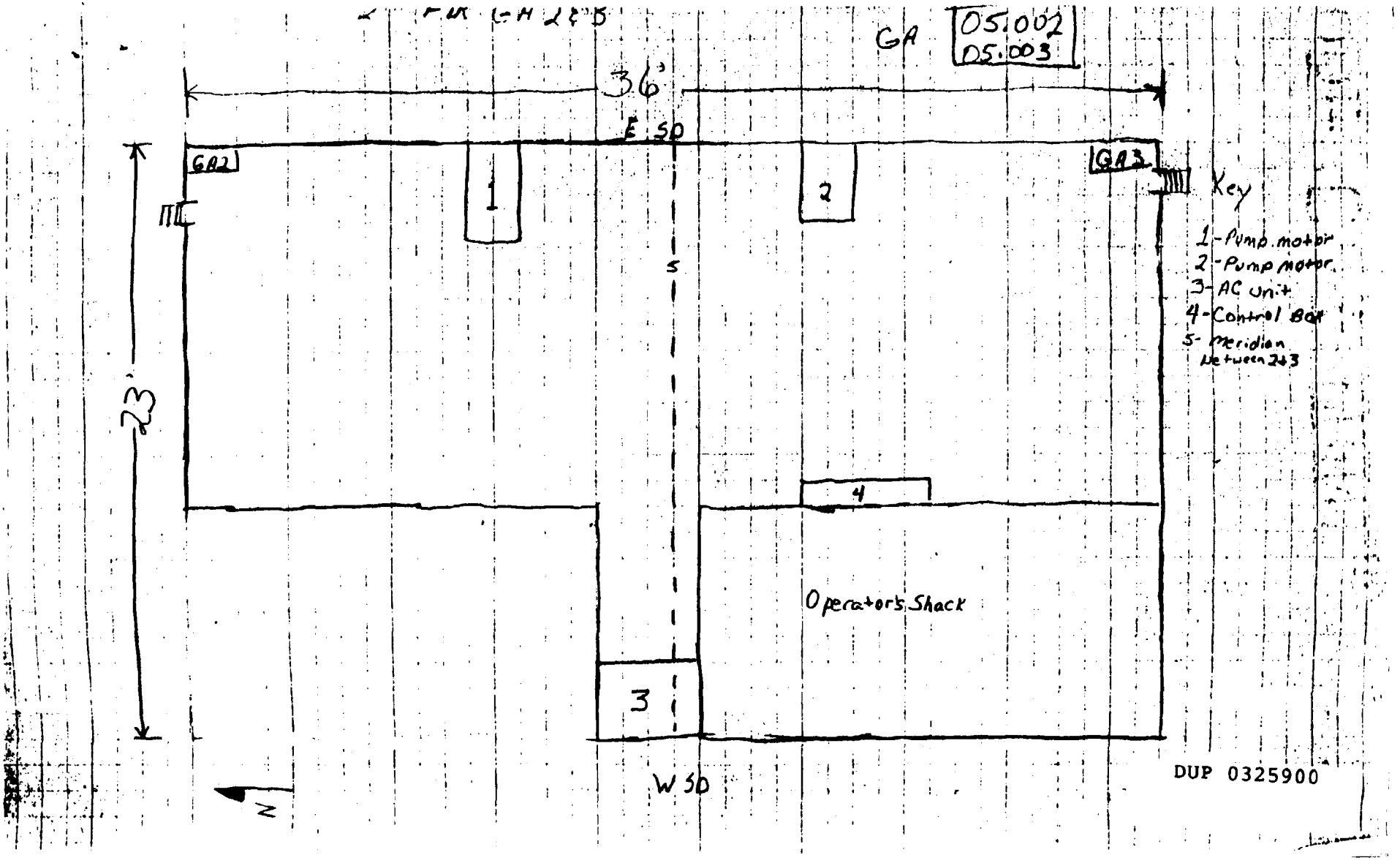
GA 05.002 05.003
36'
E SD
GA2
GA3
1
2
3
4
5
23'
Key
1-Pump motor
2-Pump motor
3-AC unit
4-Control Box
5-Meridian between 2&3
Operators Shack
W SD
N
DUP 0325900

GA 03.001 2nd FLR 571 BLDG
03.006

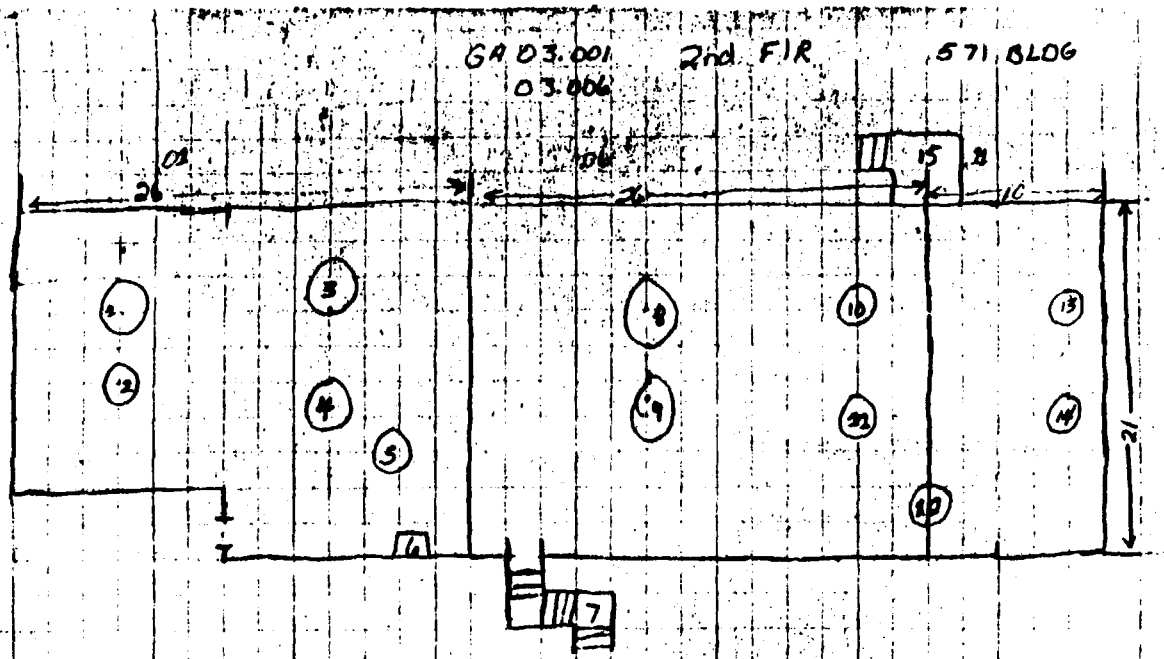

Key
1- N SD CLK Col
2- SSD CLK Col
3- N SD Wx Stretr Col
4- S SD Wx Stretr Col
5- Htr Col
6- Fire Det. Box
7- Stairs
8- NSD Wx stretr Col
9- SSD Wx stretr Col
10- N SD W Stretr Col
11- S SD Wx Stretr Col
12- Prec LP Separator
13- NSD Wx Stretr Col
14- S SD Wx Stretr Col
15- Stairs

DUP 0325901

2nd FLR GA 02.026 571 BLOG

10:27

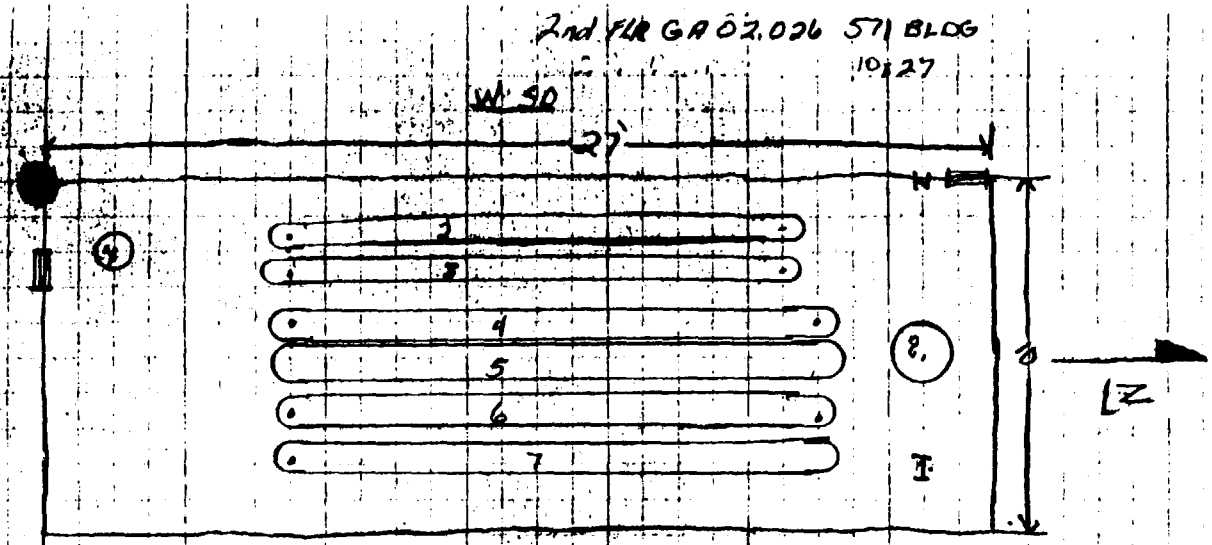

Key

1-gas col
2- 3rd Stage Discharge Cooler ELV 9'
3- 2nd Stage Discharge cooler ELV 1'
4- 1st Stage Discharge Cooler ELV 1'
5-GG Recovery Cooler ELV 6'
6-Suction Heater ELV 5'
7-Suction Cooler ELV 1'
8-Suction Seperator

DUP 0325902

D-Unit 571 BLDG GA01.001 -01,045

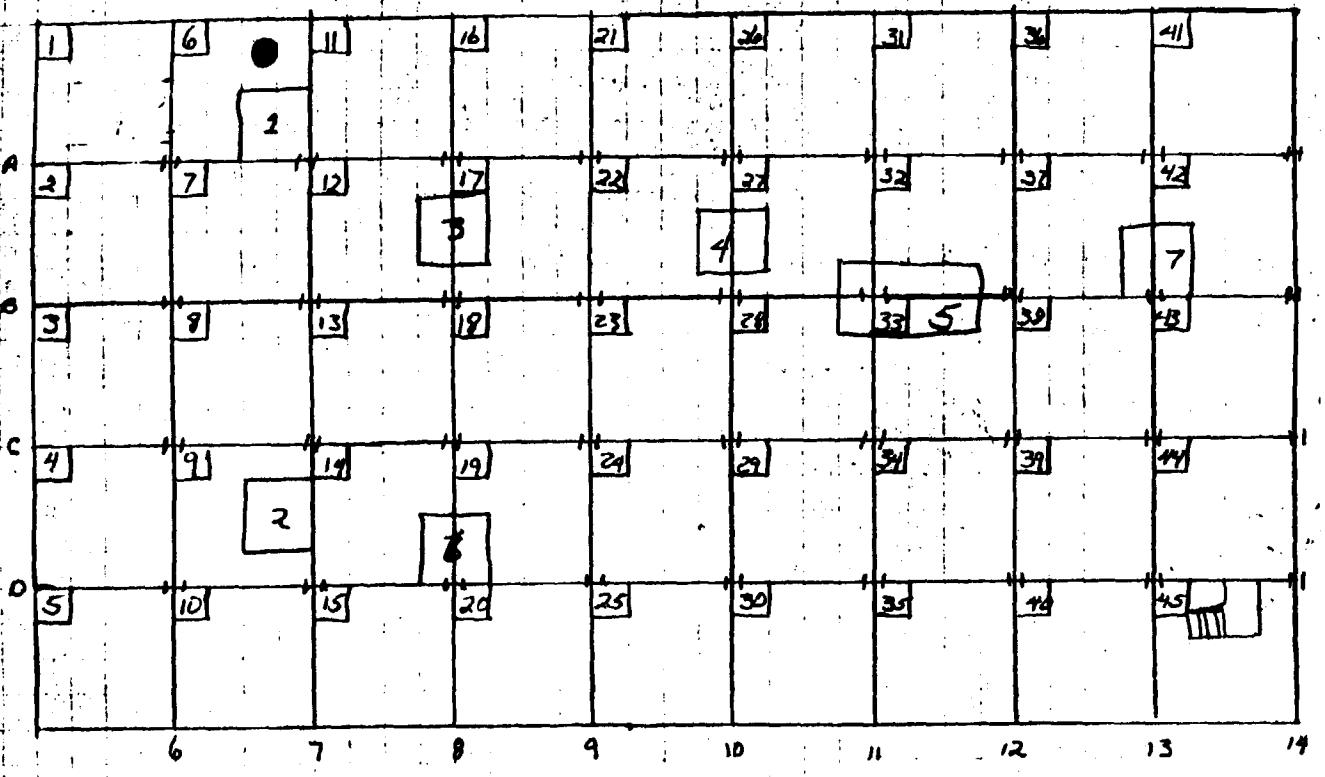

Key

1- Recycle Compressor
2- 9000-2 Hyper
3- Recycle Compressor
4- Hyper Compressor 2240-2
5- Hyper Compressor 2241-2
6- Makeup Compressor
7- Hyper Compressor 2243-2

DUP 0325903

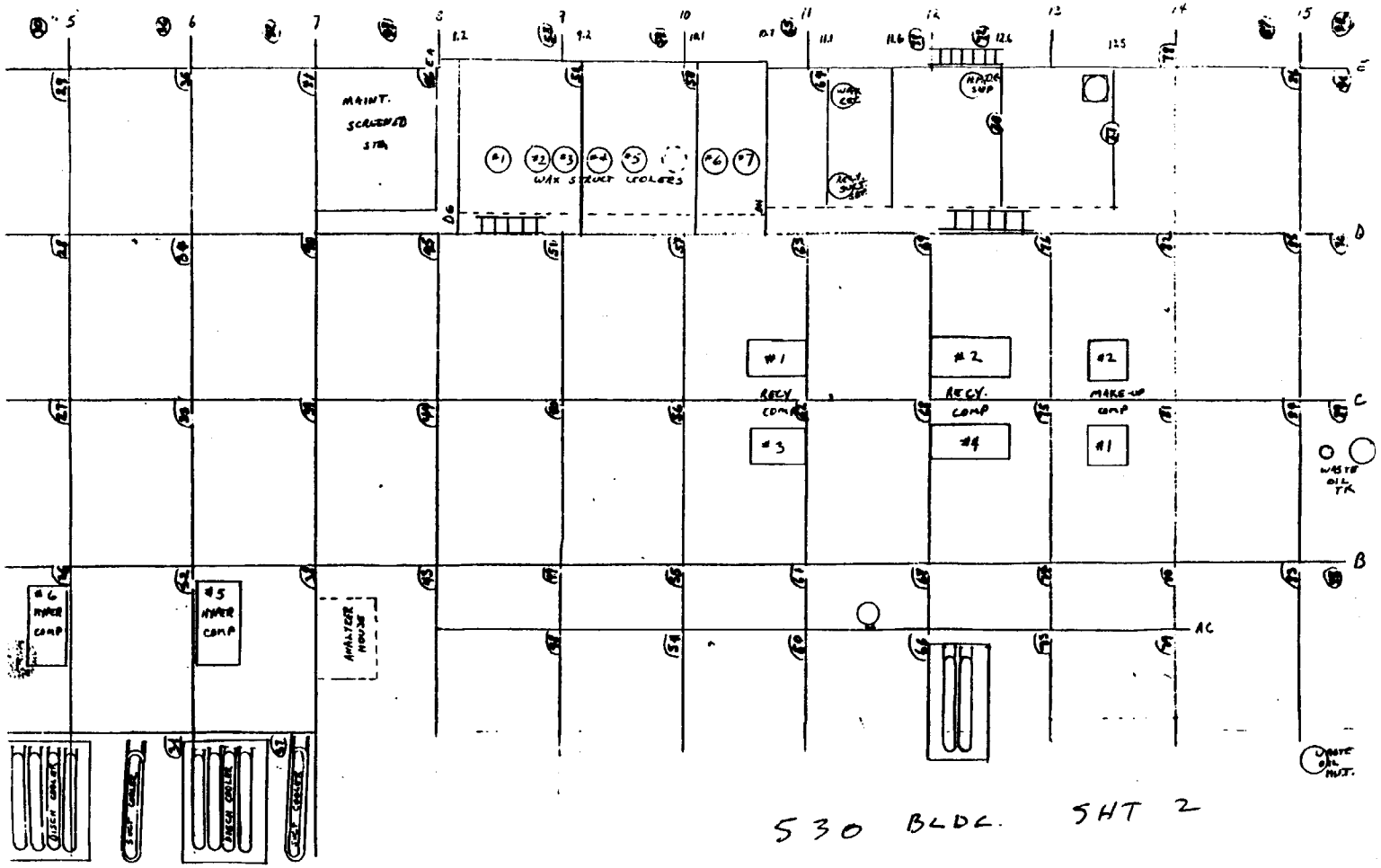

530 BLDG. SHT 2

DUP 0325904

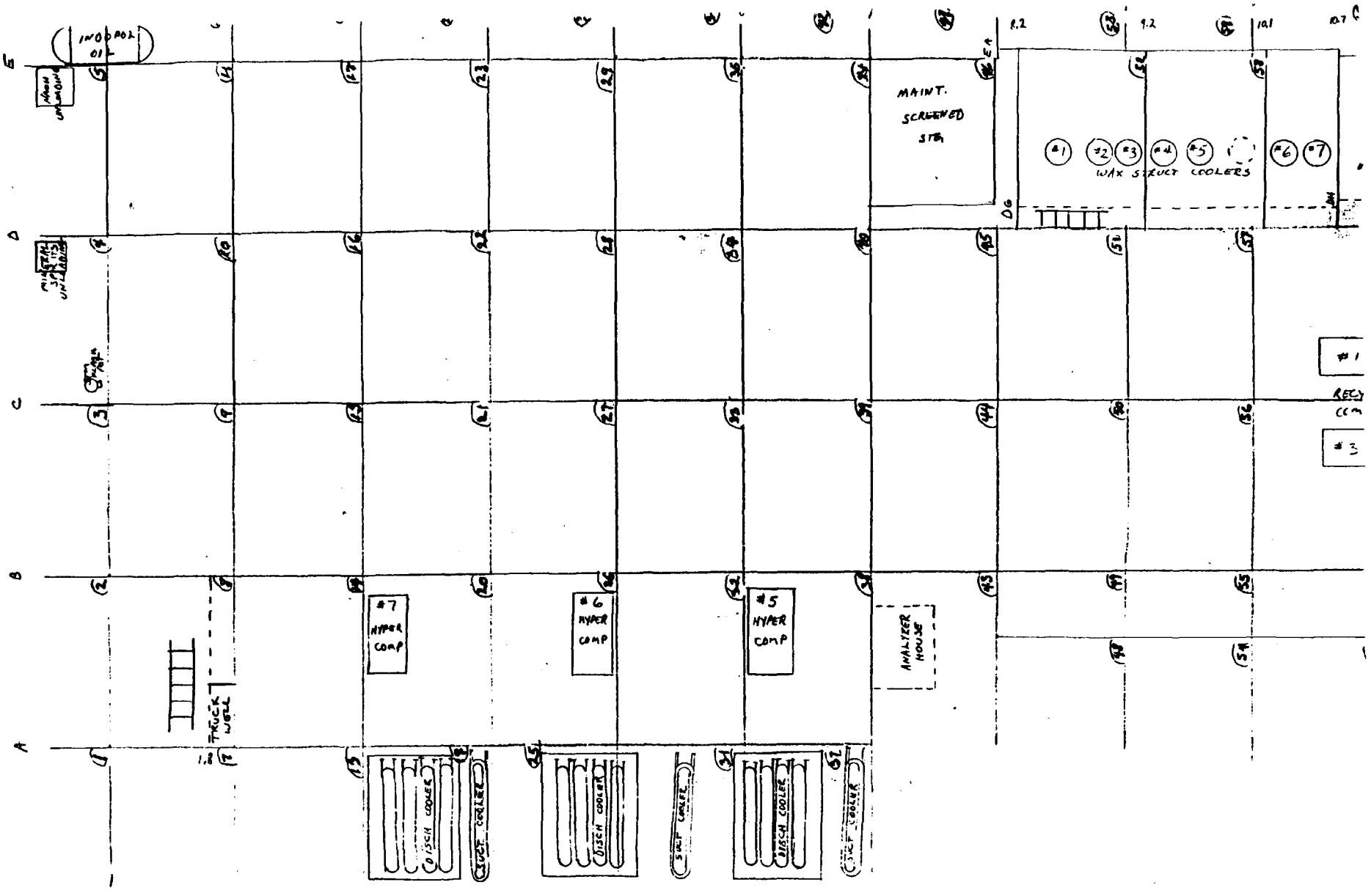

530 BLDG

DUP 0325905

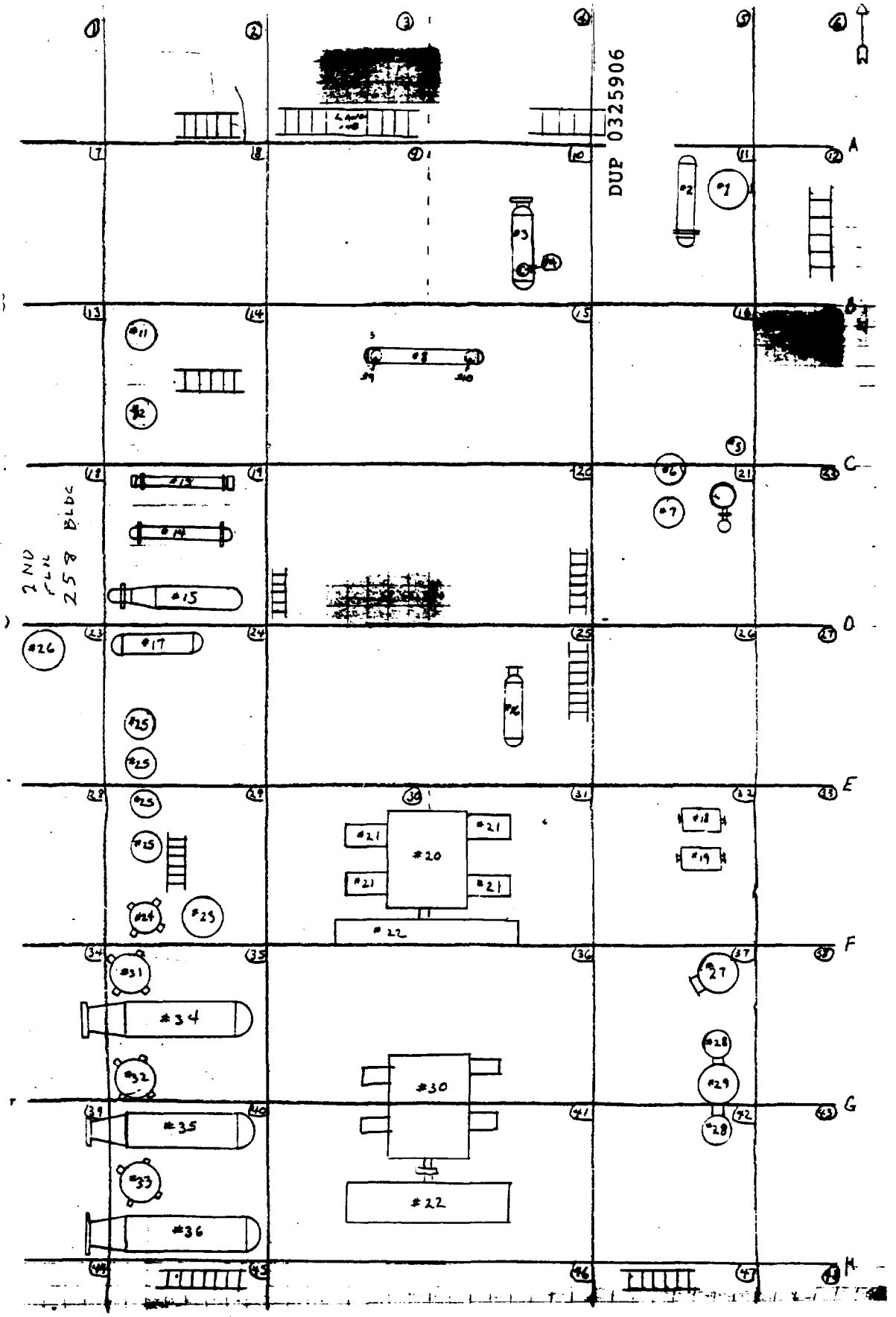
DUP 0325906
2ND FLR 258 BLDG
#1
#2
#3
#5
#6
#7
#8
#11
#12
#14
#15
#17
#19
#20
#21
#22
#23
#24
#25
#26
#27
#28
#29
#30
#31
#32
#33
#34
#35
#36

102 BLDG

1. #1 PRECIPITATOR
2. #2 PRECIPITATOR
3. #3 PRECIPITATOR
4. #4 PRECIPITATOR
5. #5 PRECIPITATOR
6. SWITCH GEAR ROOM.
7. #1 MAGNESIUM DISSOLVER
8. #2 MAGNESUM DISSOLVER
9. #1 SOFT H_2O PUMP
10. #2 SOFT H_2O PUMP
11. #3 SOFT H_2O PUMP
12. #4 SOFT H_2O PUMP
13. #5 SOFT H_2O PUMP
14. DEMINERALIZED H_2O TK.
15. DEMINERALIZED H_2O TK.
16. CHEMICAL MIXING TK.

DUP 0325907

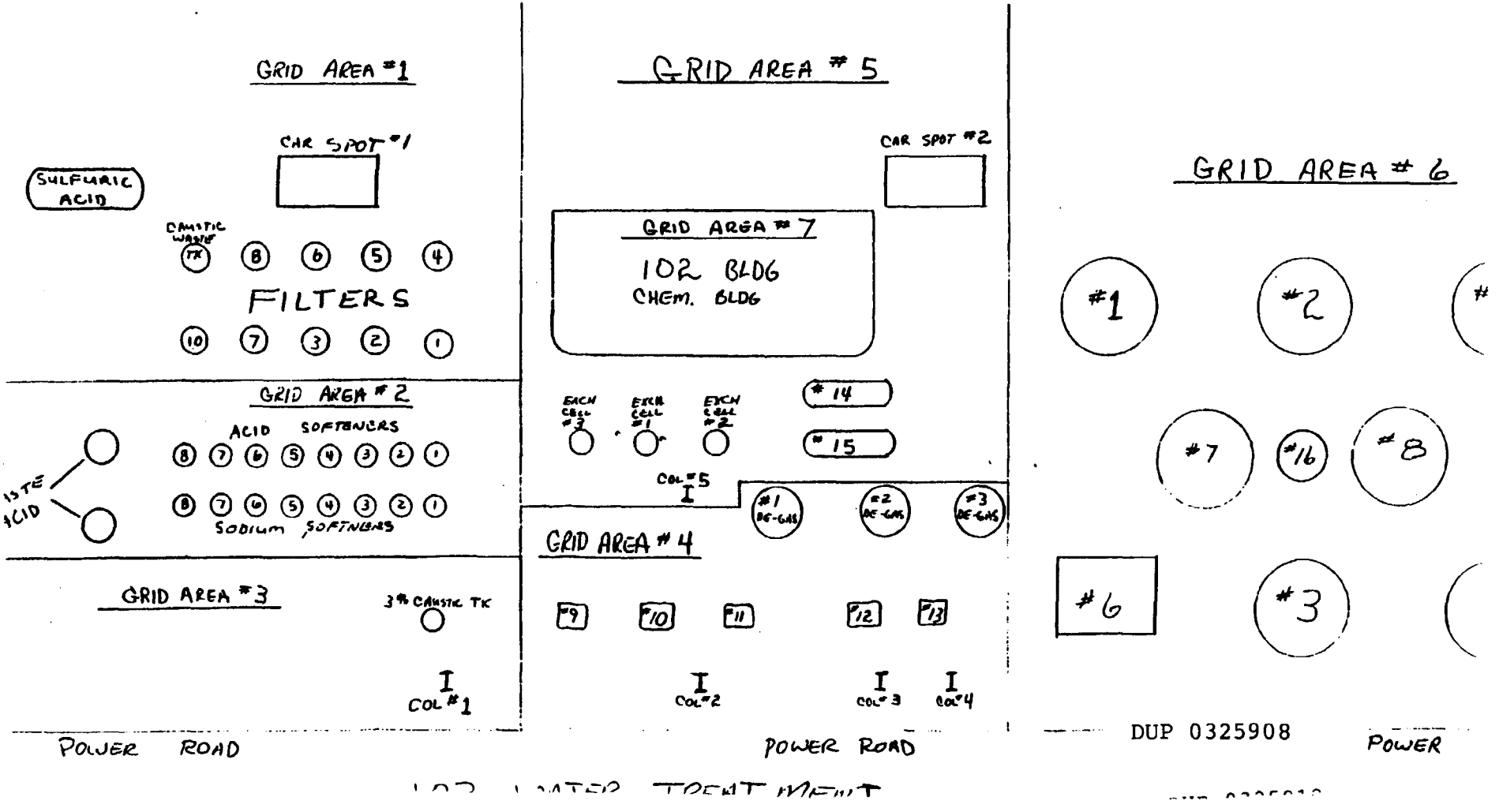

102 WATER TREATMENT

PROJ. NO. _____ PLANT _____ TITLE _____

BLDG. OR AREA _____ FUNCTION _____ SUBJECT _____

NAME _____ DATE _____

C N + NUMBER

NUMBER 13 BRIDGE

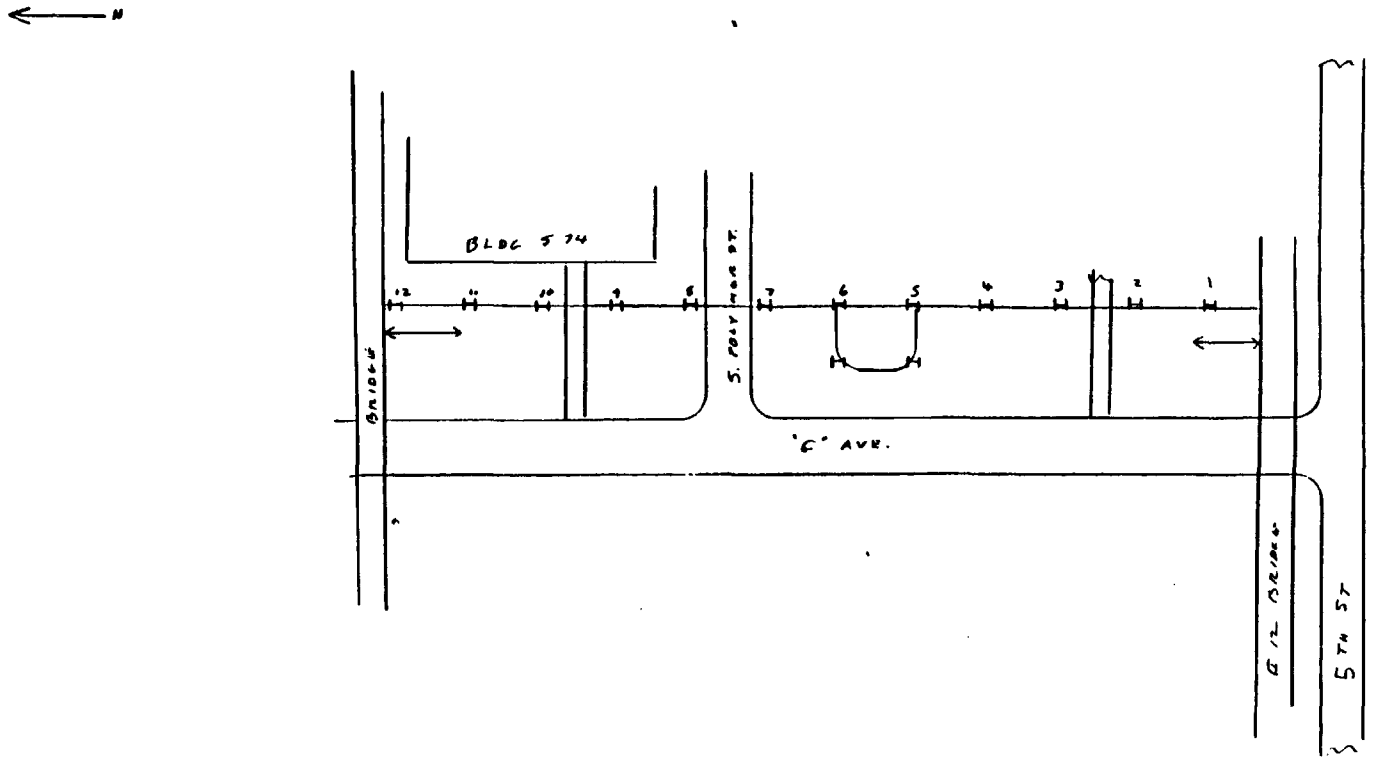

DUP 0325909

ENGINEERING DEPARTMENT SKETCH SHEET Sheet No.

Proj. No. Plant Title

Bldg. or Area Function Subject

Name Date

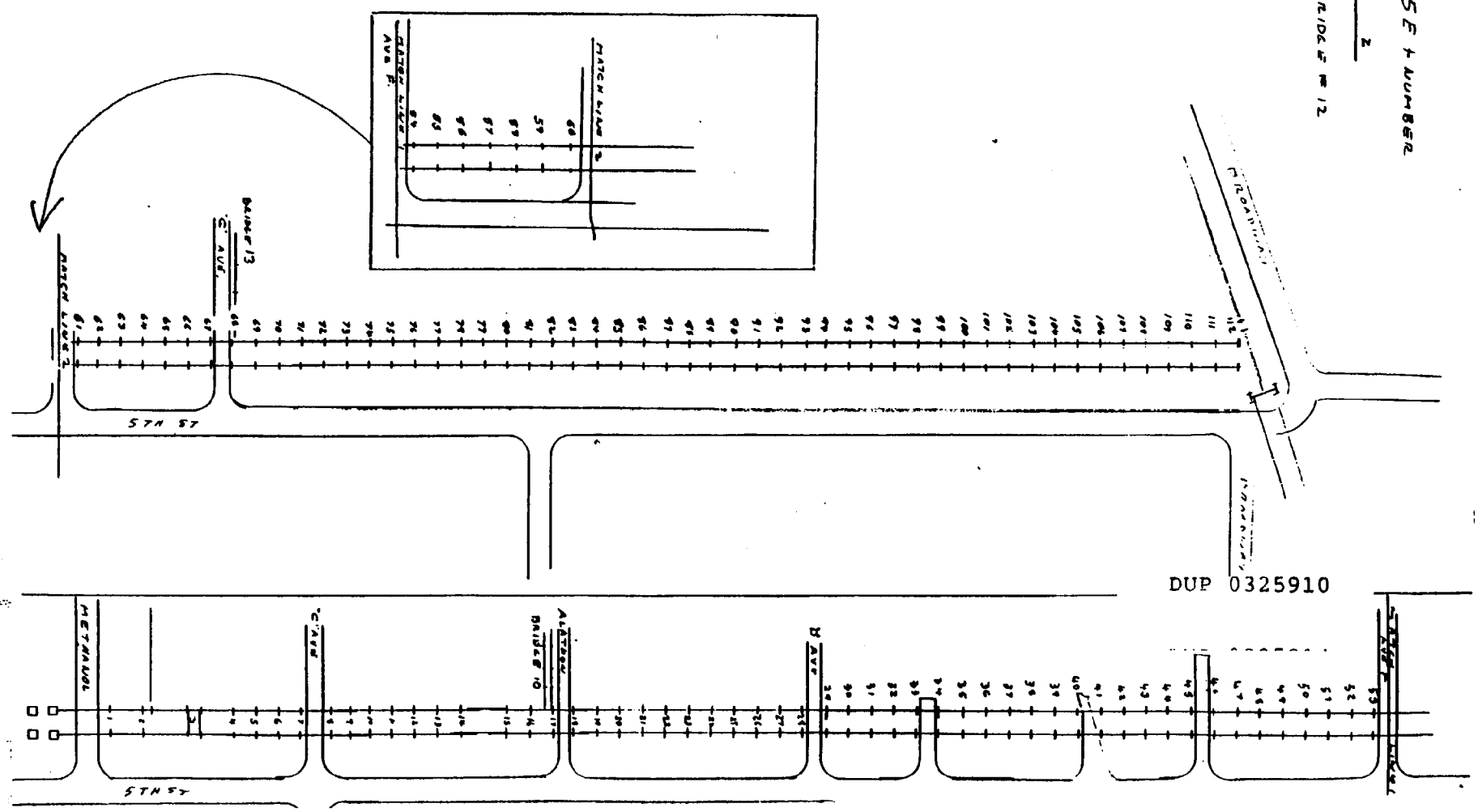

DUP 0325910

ENGINEERING DEPARTMENT SKETCH SHEET Sheet No._____

_____ Plant _____ Title _____

A _____ Function _____ Subject _____

Name Date

N

11 E PLUS NUMBER

NUMBER 11 BRIDGE

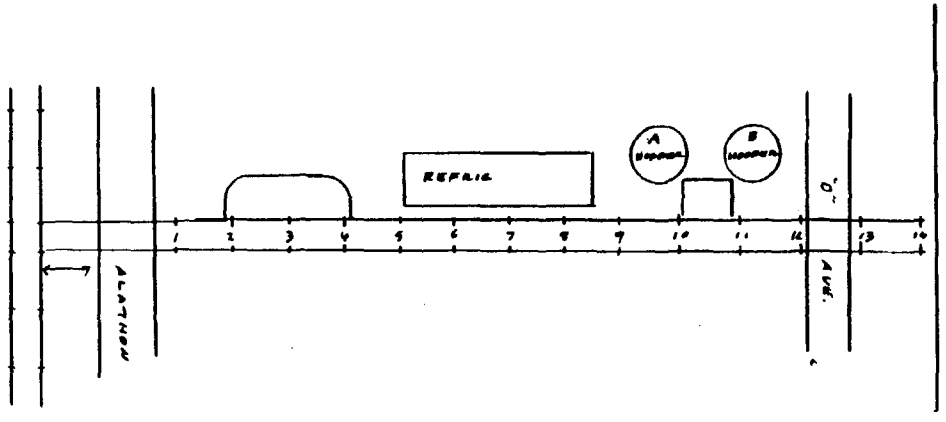

DUP 0325911

ENGINEERING DEPARTMENT SKETCH SHEET Sheet No. _____

_____ Plant _____ Title _____

Area _____ Function _____ Subject _____

Name _____ Date _____

A.L.S + NUMBER
BRIDGE # 10

← N

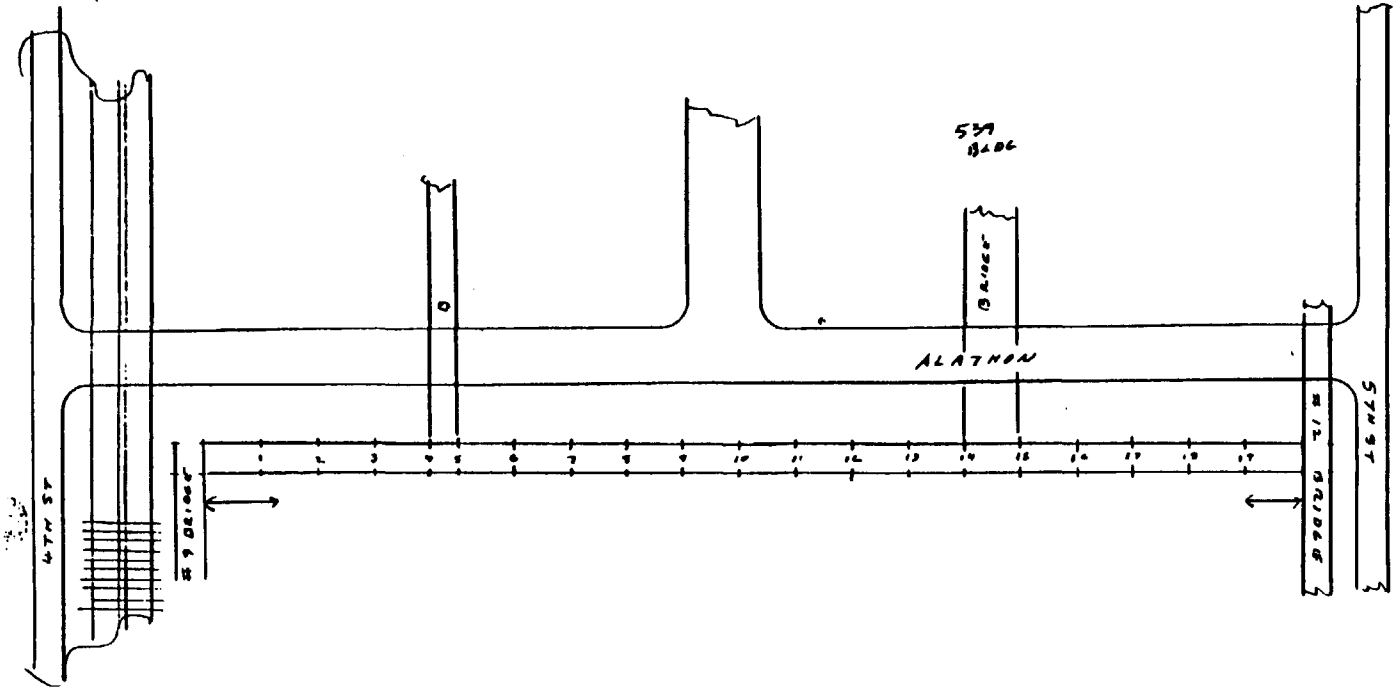

DUP 0325912

ENGINEERING DEPARTMENT SKETCH SHEET Sheet No._____

_____ Plant _____ Title _____

_____ Function _____ Subject _____

Name Date

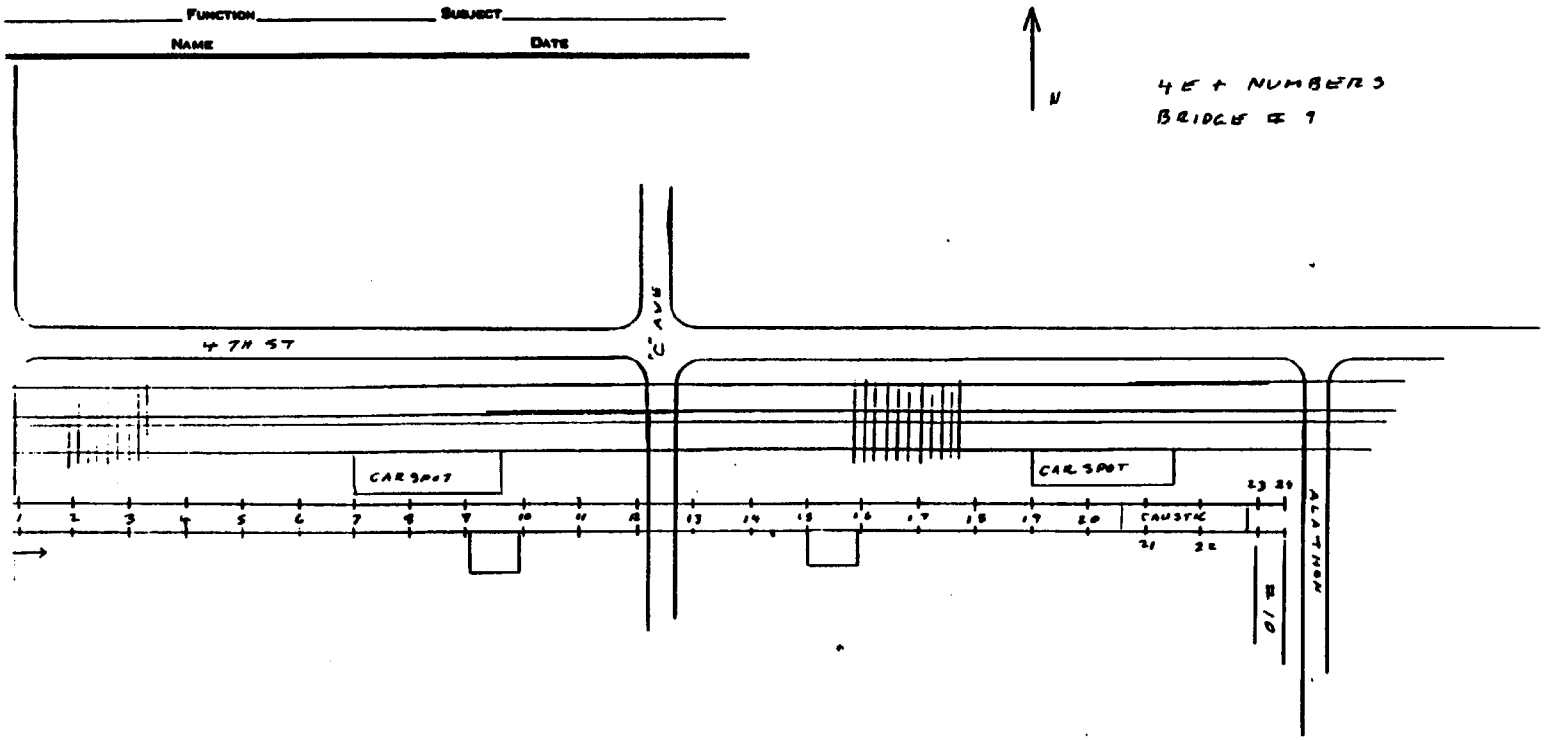

DUP 0325913

DUP 0325914

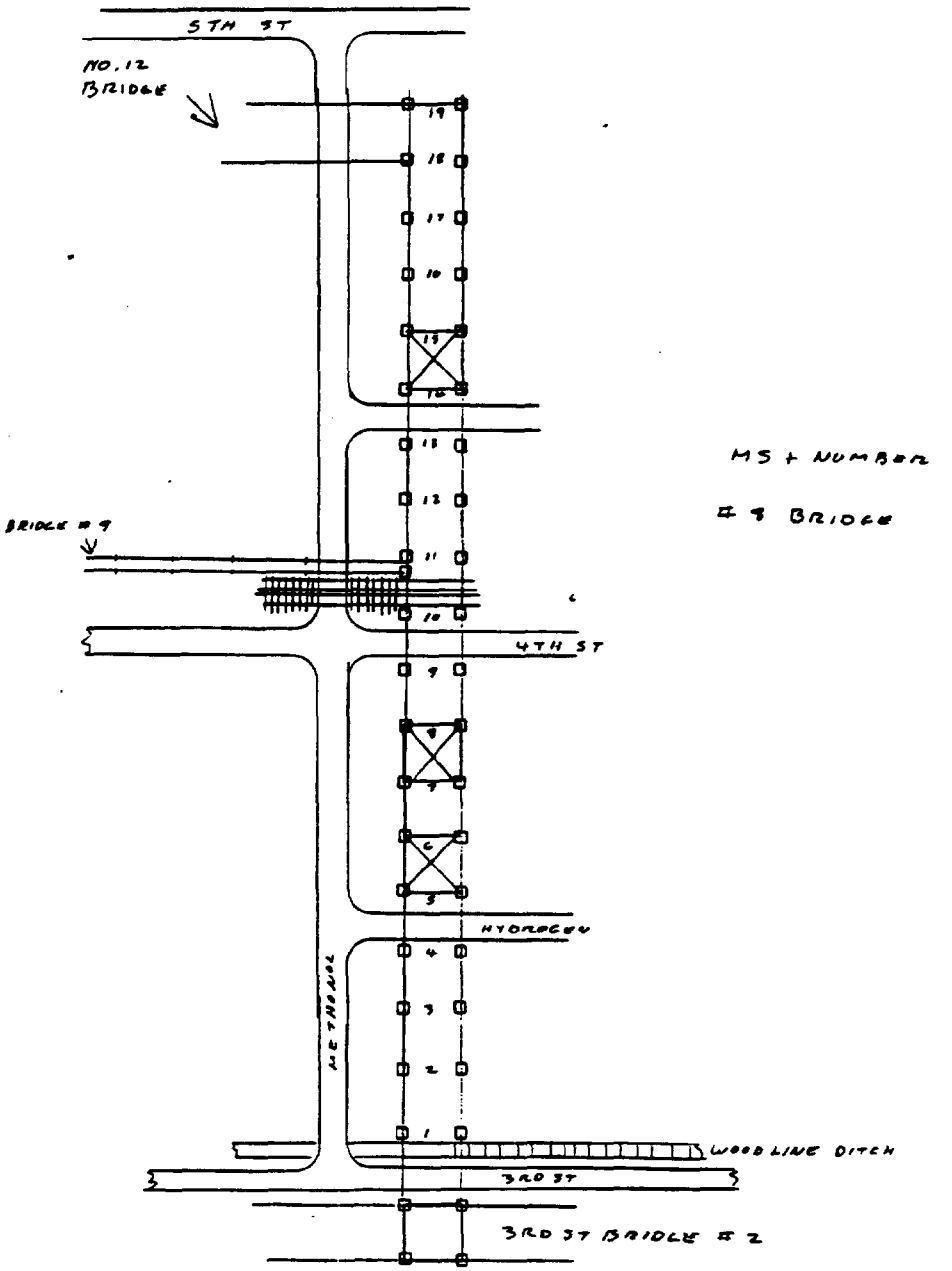

ENGINEERING DEPARTMENT SKETCH SHEET

SHEET NO.

PROJ. NO. PLANT TITLE

BLDG. OR AREA FUNCTION SUBJECT

NAME DATE

PROJ. NO. _____ PLANT _____ TITLE _____

BLDG. OR AREA _____ FUNCTION _____ SUBJECT _____

NAME _____ DATE _____

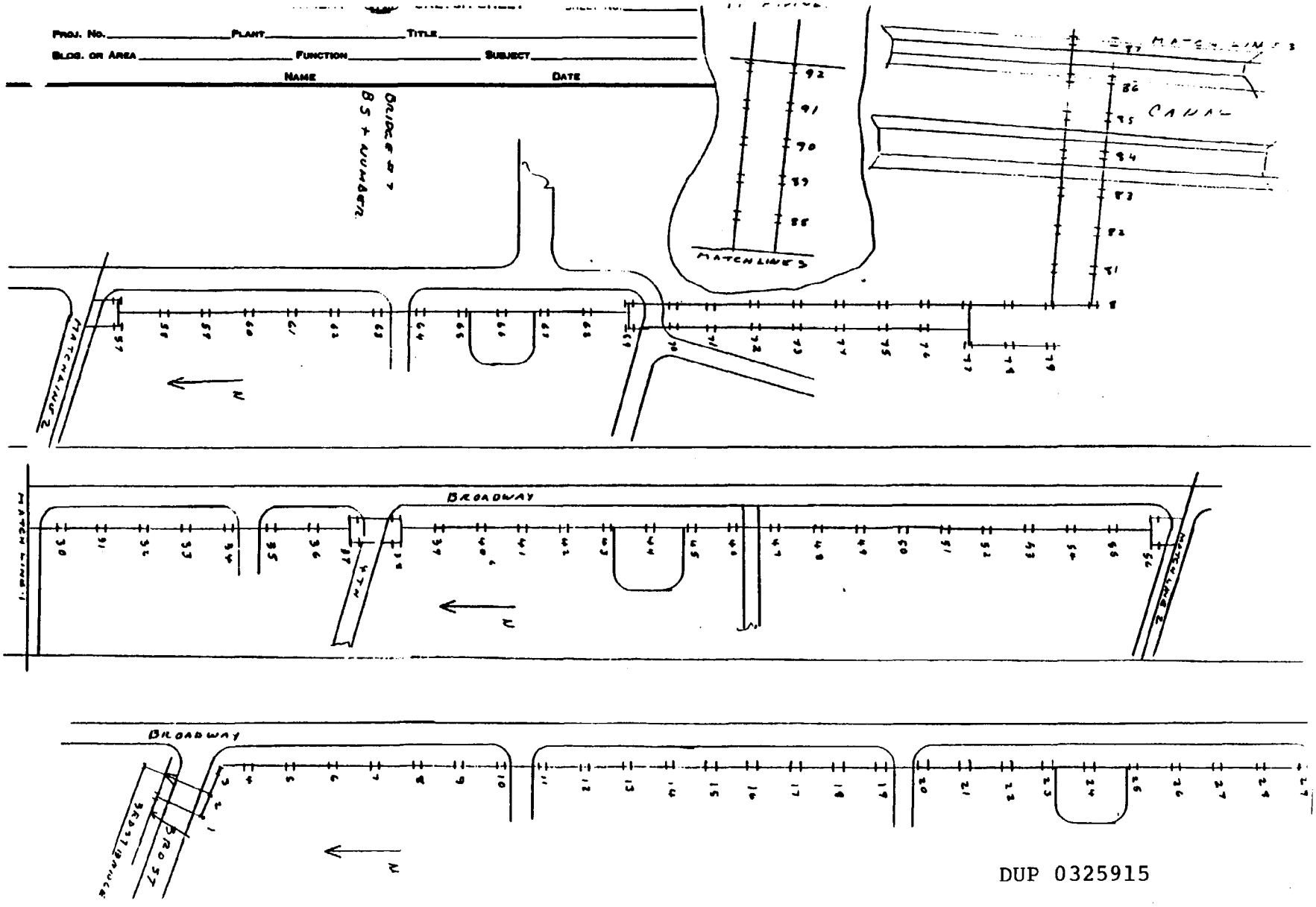

DUP 0325915

PLANT _____ TITLE _____

FUNCTION _____ SUBJECT _____

NAME _____ DATE _____

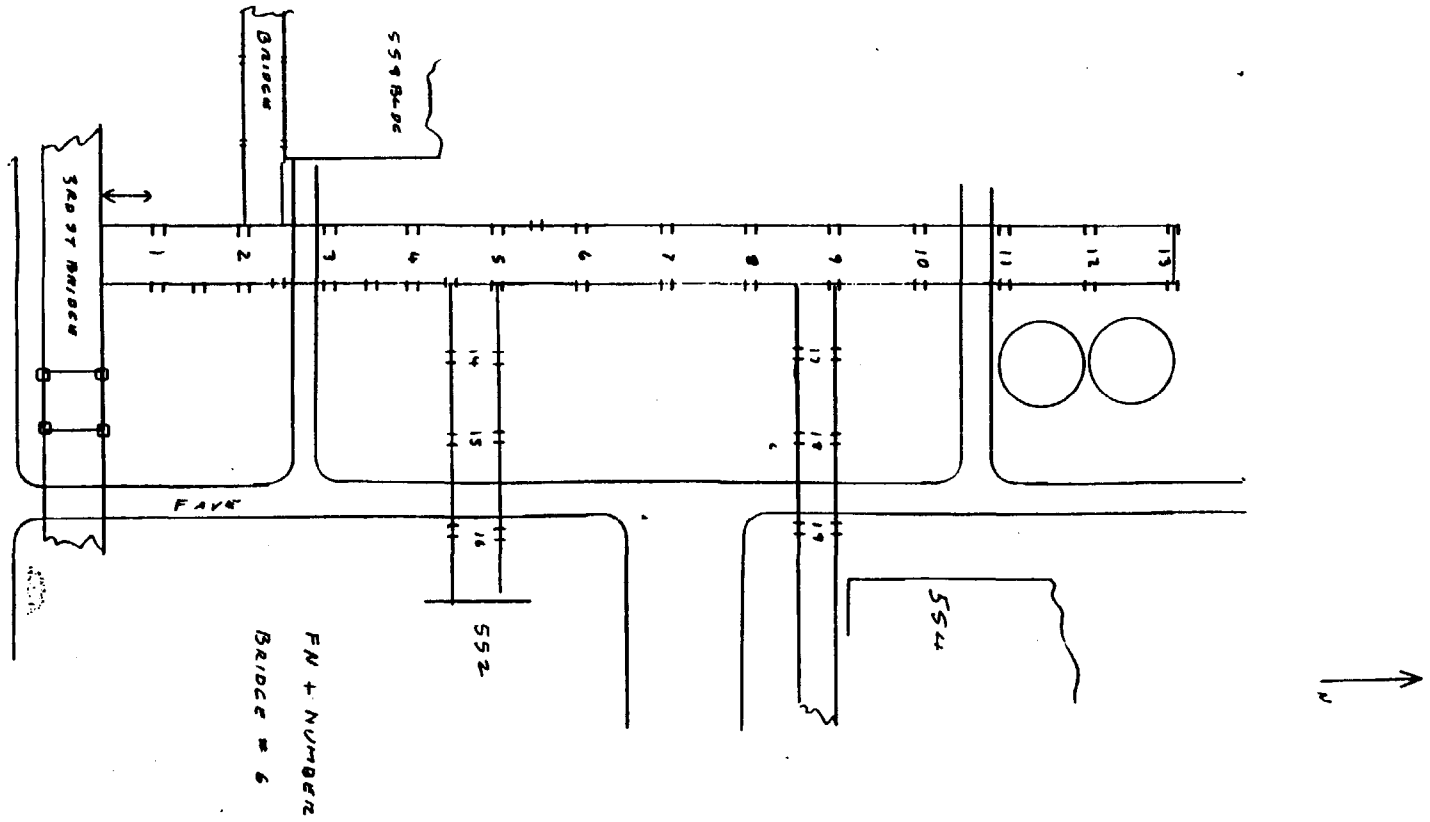

DUP 0325916

NEERING DEPARTMENT SKETCH SHEET Sheet No.

Plant Title

Function Subject

Name Date

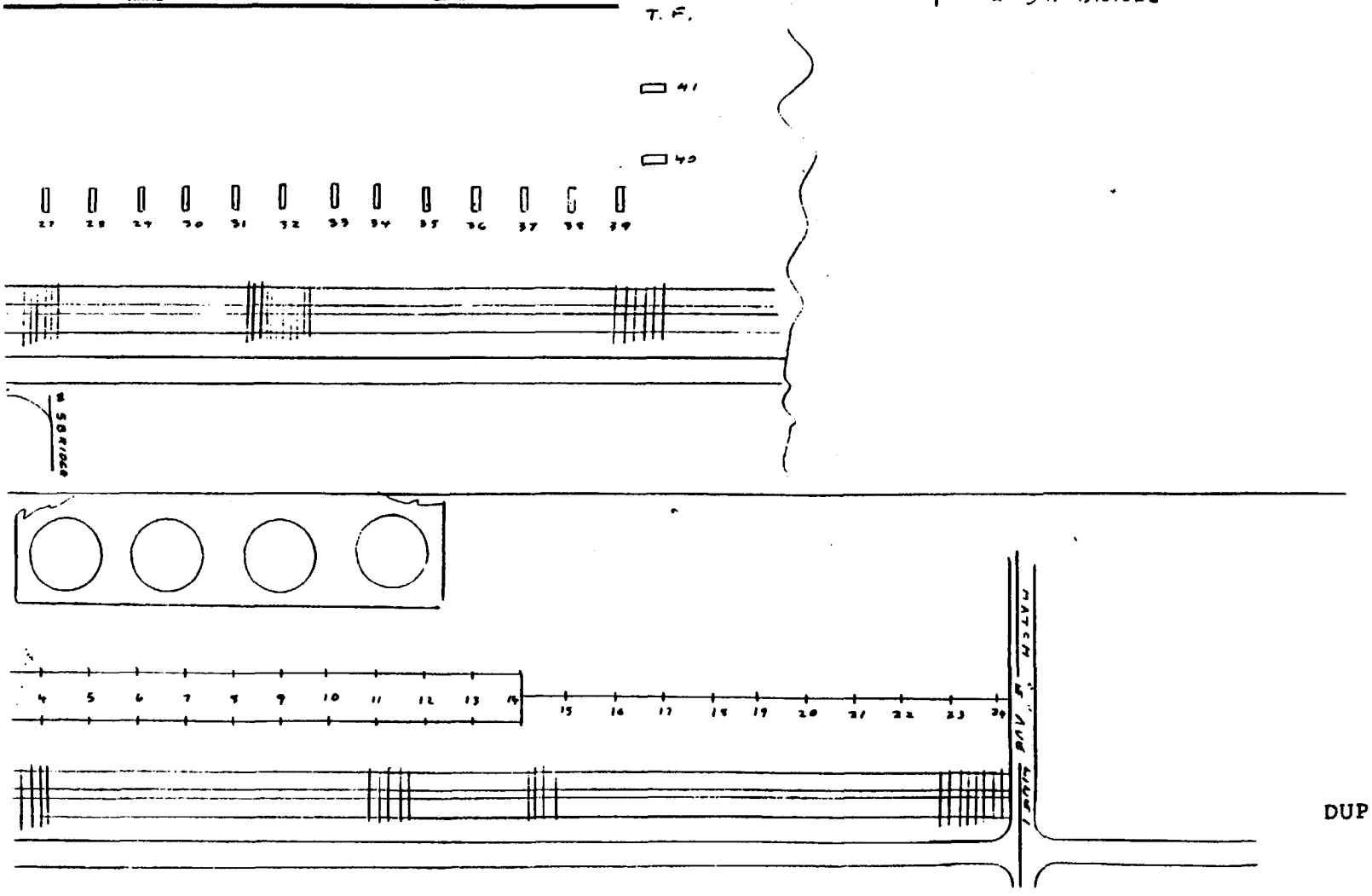

1 E + NUMBER

5A BRIDGE

DUP 0325917

ENGINEERING DEPARTMENT SKETCH SHEET Sheet No.

Plant Title

Function Subject

Name Date

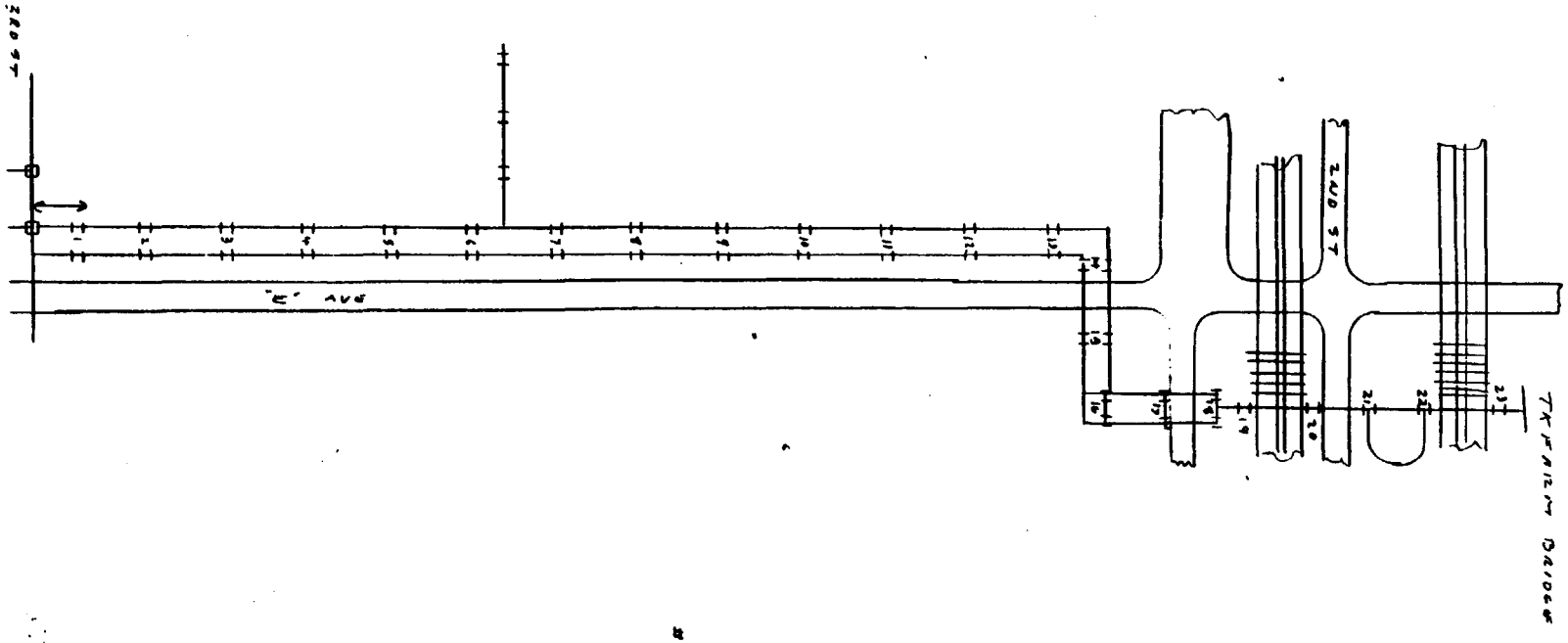

#5 BRIDGE

EU + NUMBER

N

DUP 0325918

ENGINEERING DEPARTMENT SKETCH SHEET SHEET NO.

PROJ. NO. PLANT TITLE

BLDG. OR AREA FUNCTION SUBJECT

NAME DATE

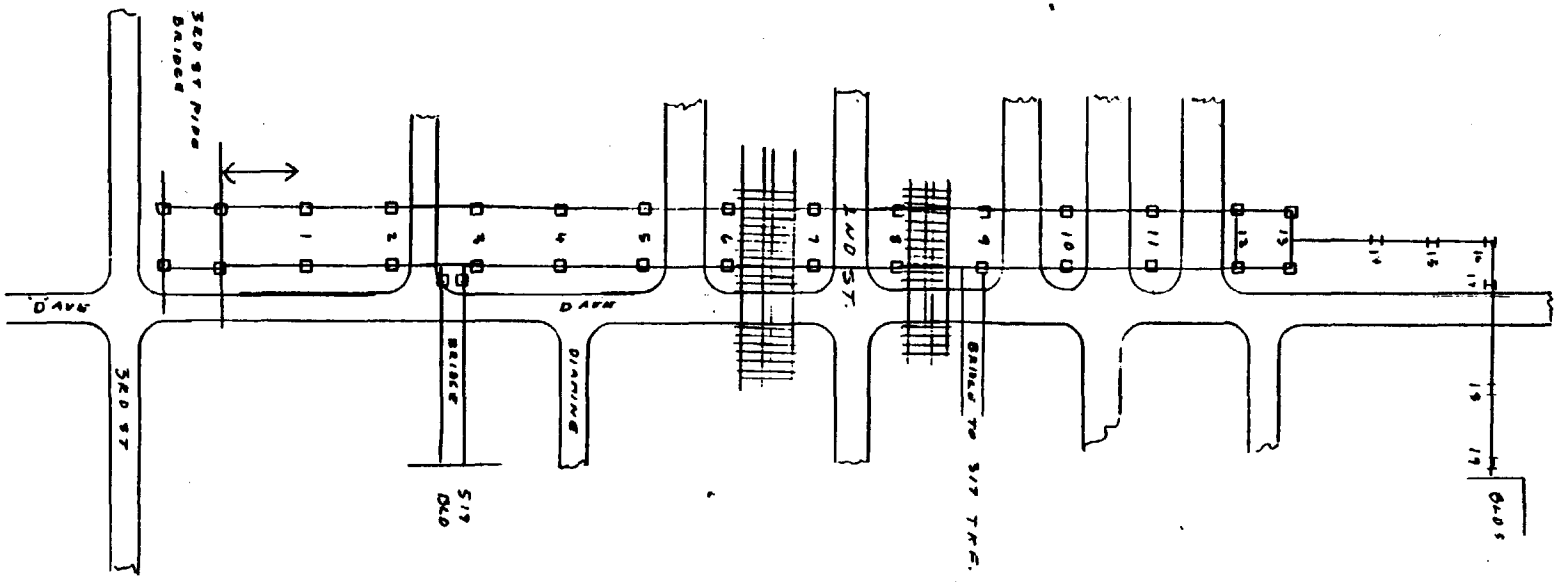

DUP 0325919

#4 BRIDGE

DN + NUMBER

EN-SH

ENGINEERING DEPARTMENT SKETCH SHEET Sheet No. _____

Proj. No. _____ Plant _____ Title _____

Bldg. or Area _____ Function _____ Subject _____

Name Date

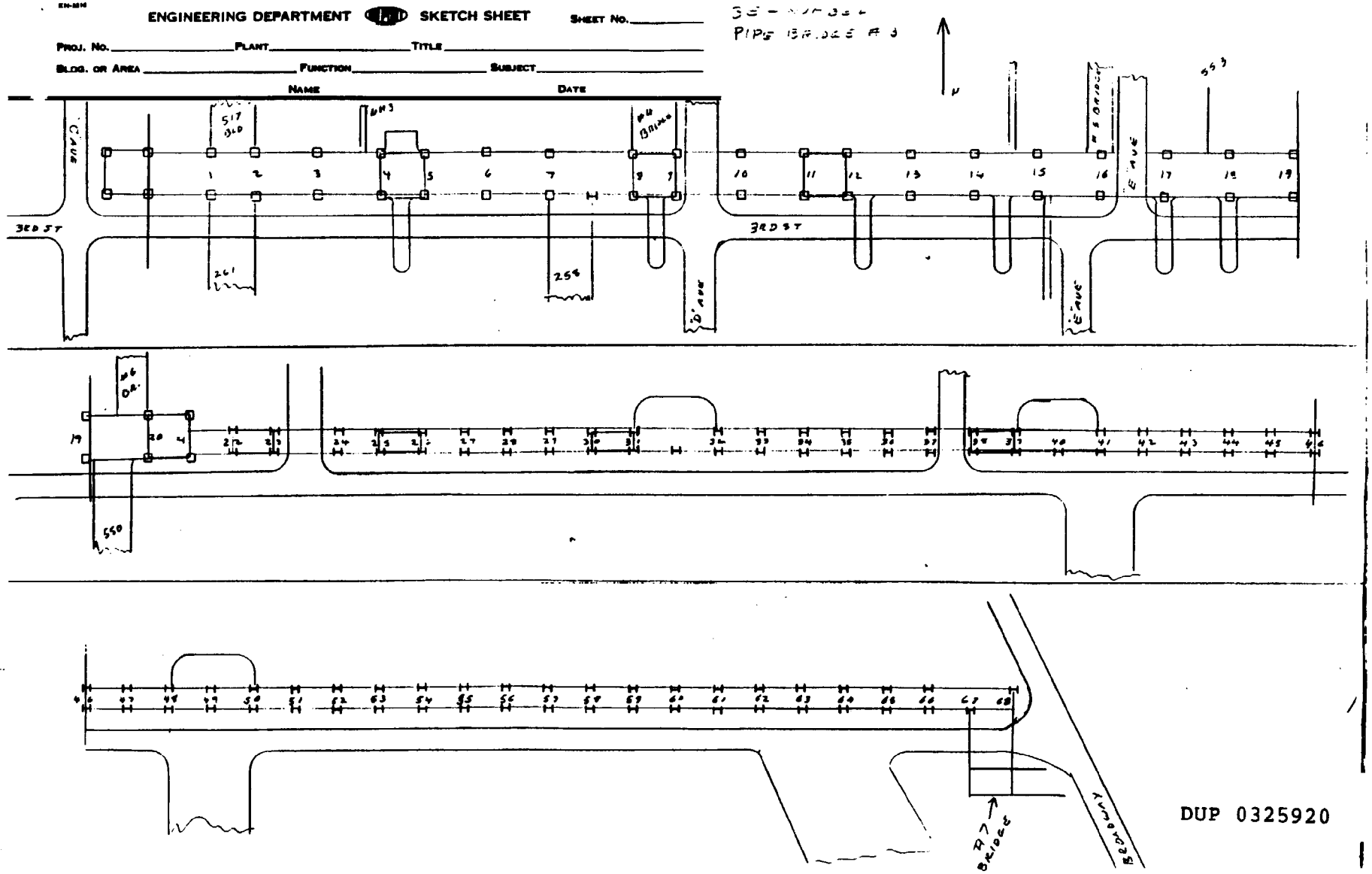

DUP 0325920

ENGINEERING DEPARTMENT SKETCH SHEET SHEET NO.

PROJ. NO. PLANT TITLE

BLDG. OR AREA FUNCTION SUBJECT

NAME DATE

3 W + NUMBER

PIPE BRIDGE #2

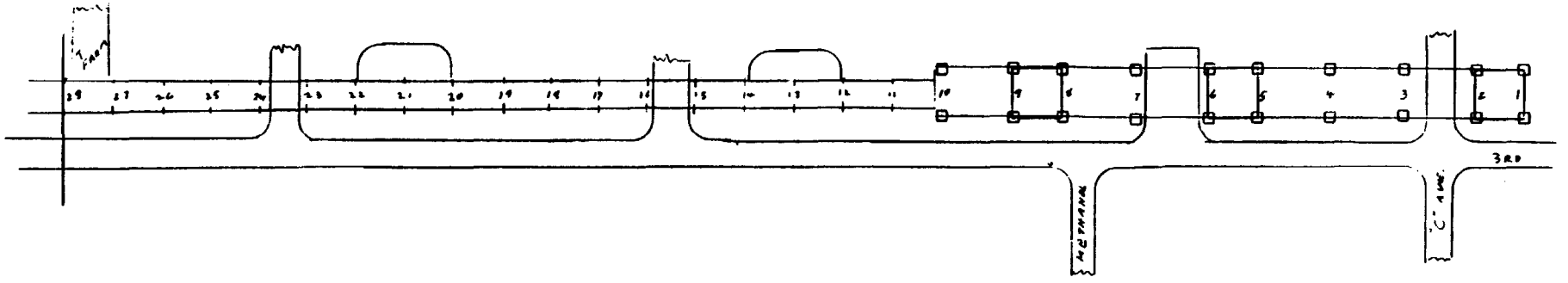



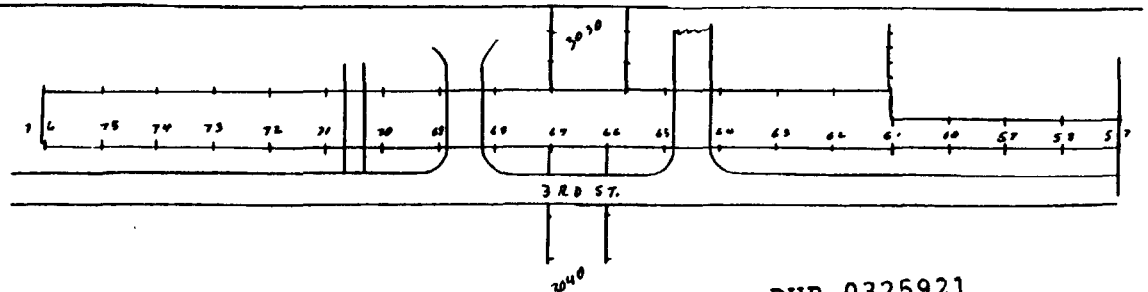

DUP 0325921

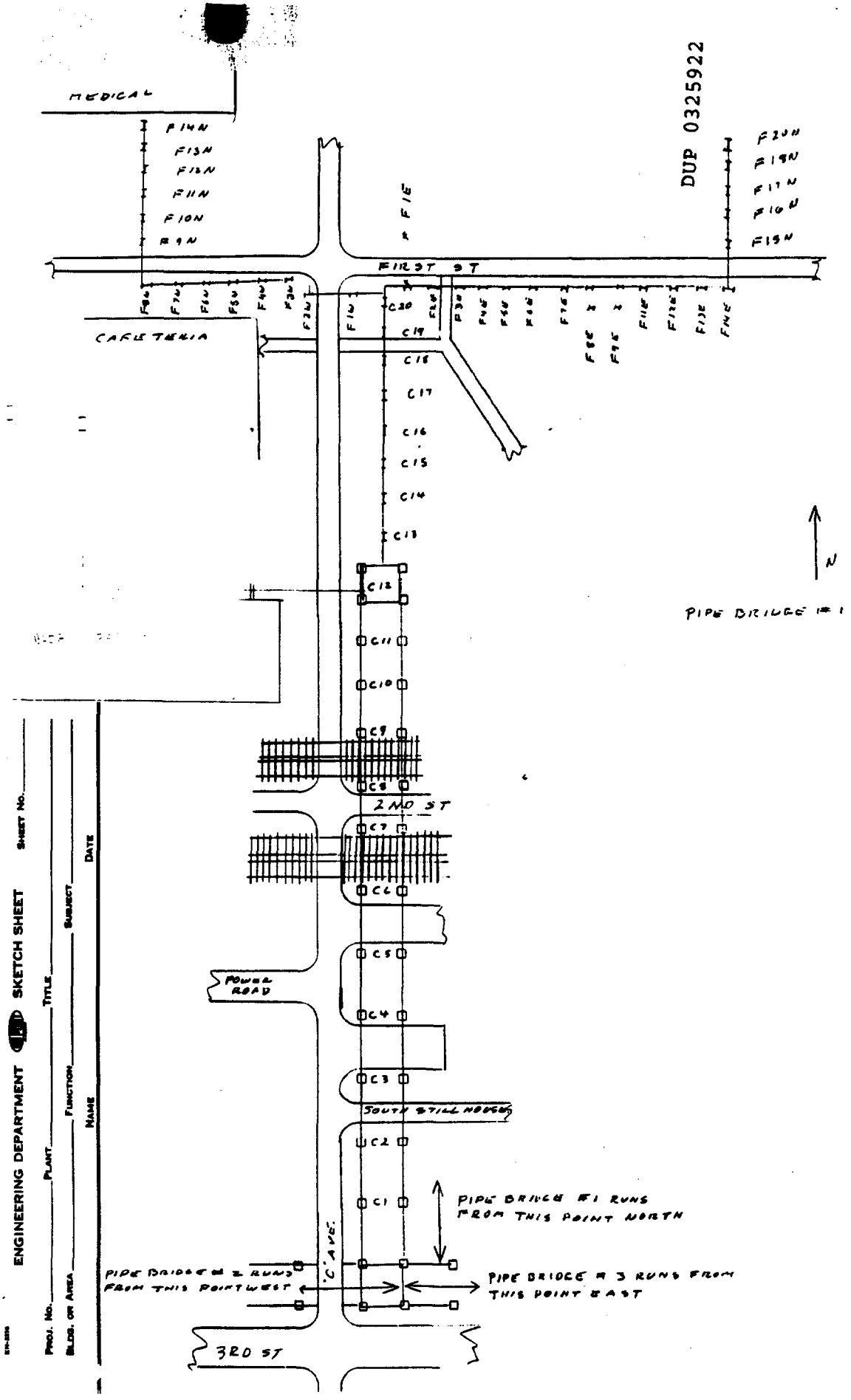
MEDICAL
F14N
F13N
F12N
F11N
F10N
F9N
F1E
F20N
F19N
F17N
F16N
F15N
FIRST ST
CAFETERIA
C20
C19
C18
C17
C16
C15
C14
C13
C12
C11
C10
C9
C8
2ND ST
C7
C6
C5
C4
C3
C2
C1
POWER ROAD
SOUTH STILL HOUSE
PIPE BRIDGE #1 RUNS FROM THIS POINT NORTH
'C' AVE.
PIPE BRIDGE #2 RUNS FROM THIS POINT WEST
PIPE BRIDGE #3 RUNS FROM THIS POINT EAST
3RD ST
N
PIPE BRIDGE #1
ENGINEERING DEPARTMENT
SKETCH SHEET
SHEET NO.
PROJ. NO.
PLANT
TITLE
BLDG. OR AREA
FUNCTION
SUBJECT
NAME
DATE

DUP 0325922

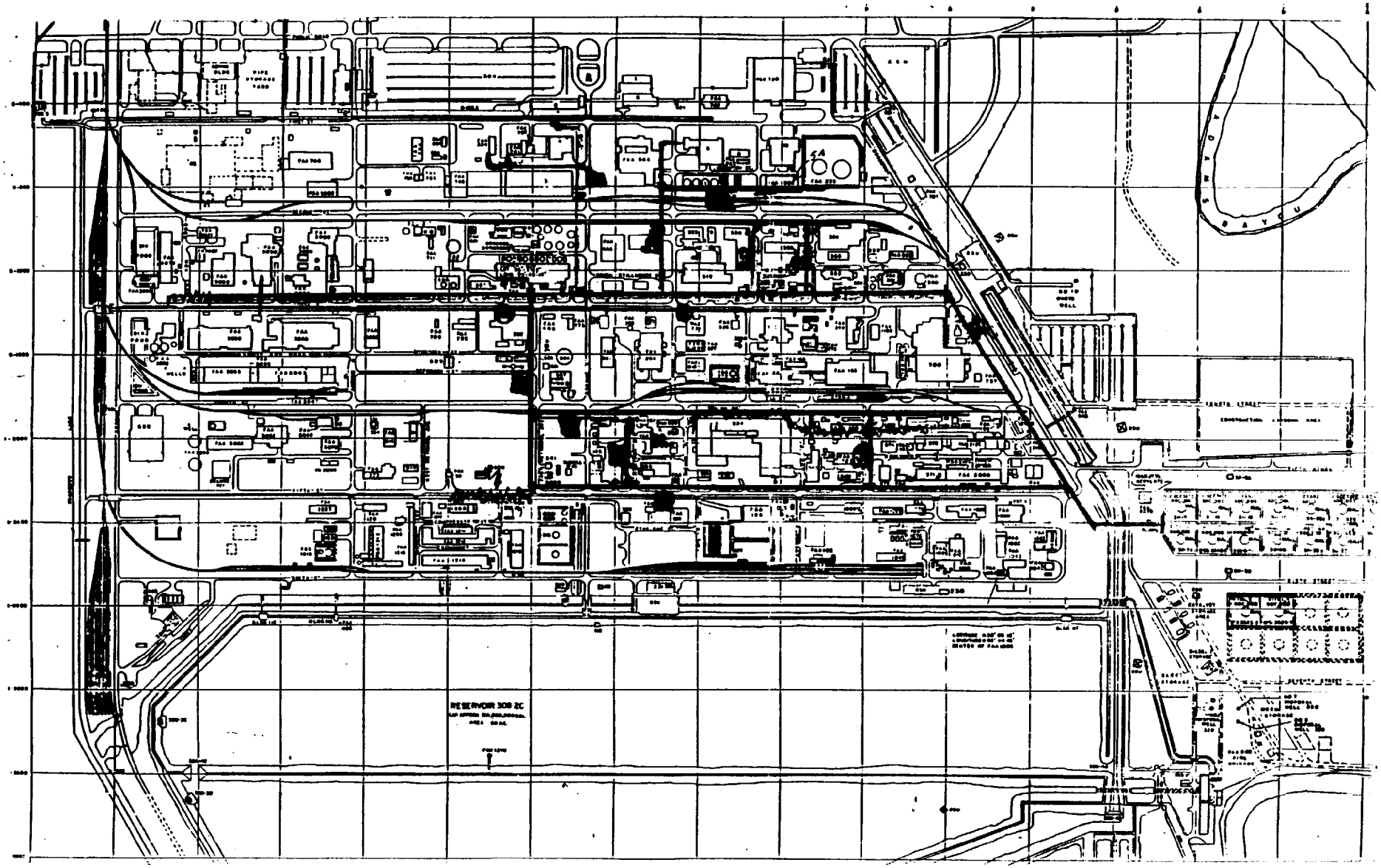

DUP 0325923

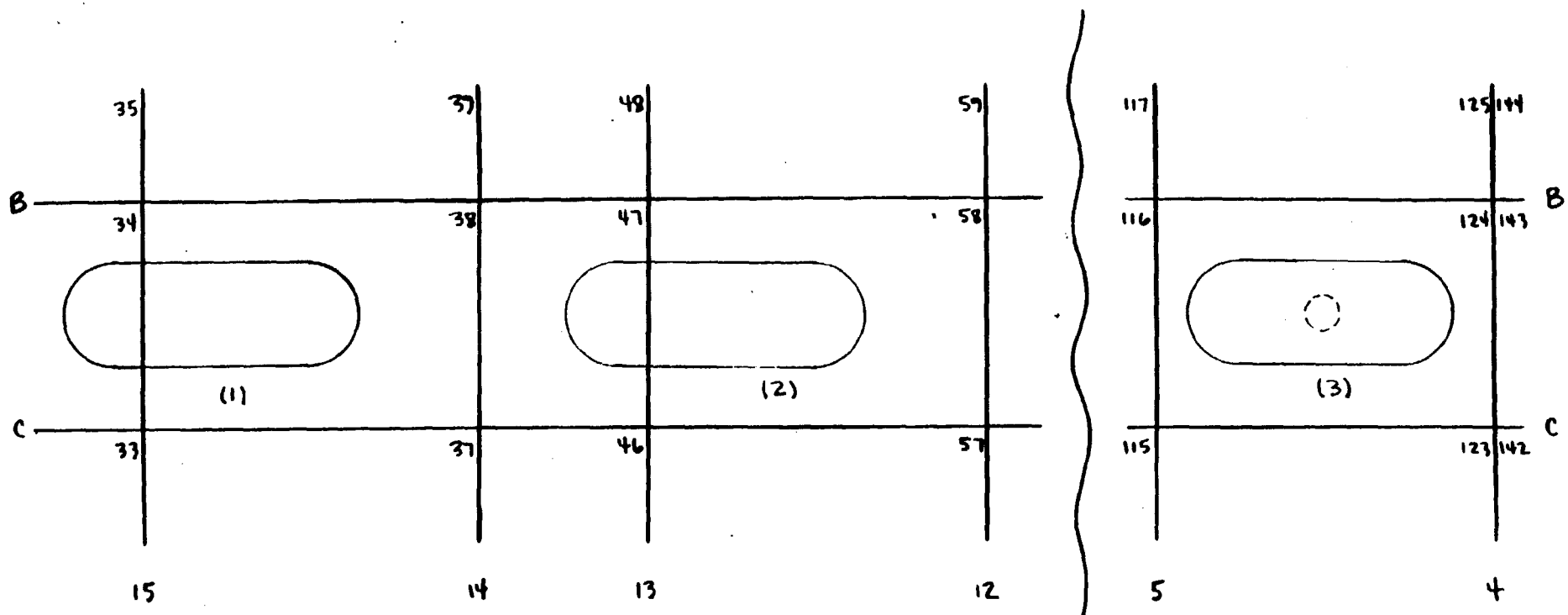

(1) Deaerator #3
(2) Deaerator #2
(3) Deaerator #1

N

POWER HOUSE
101 BLDG.
ROOF PLOT PLAN

DUP 0325924

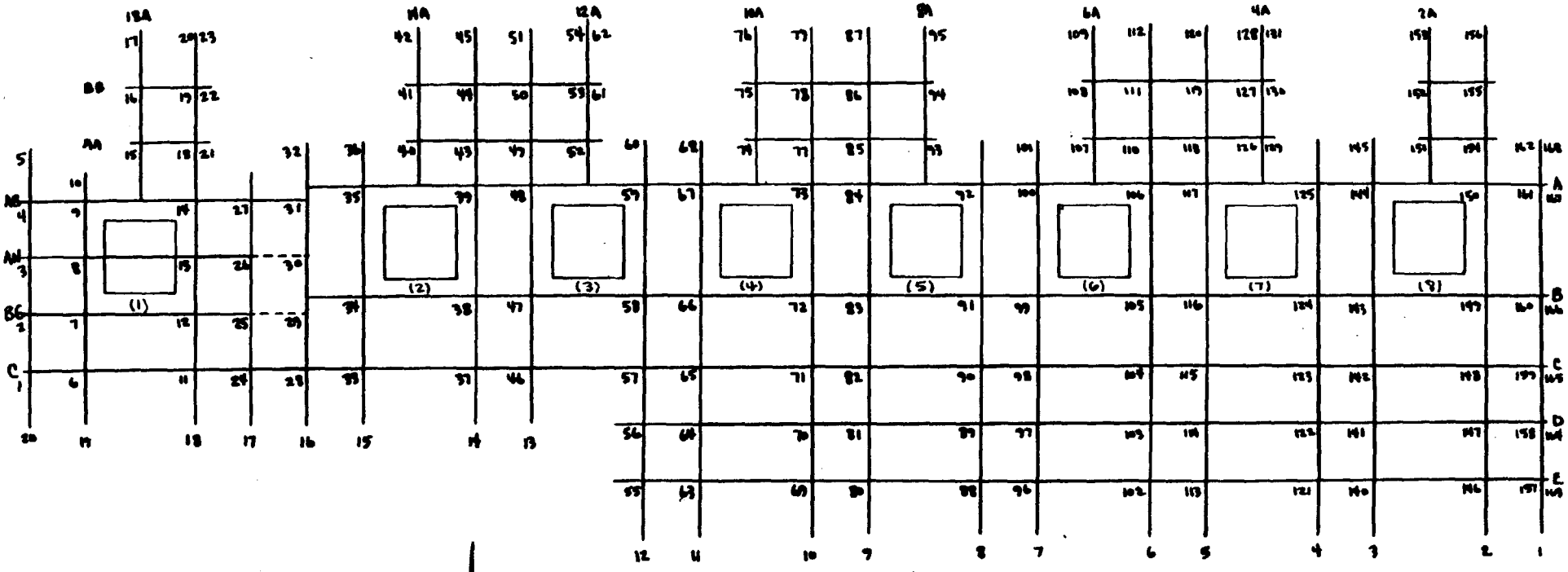

(1) Boiler #8
(2) Boiler #7
(3) Boiler #6
(4) Boiler #5
(5) Boiler #4
(6) Boiler #3
(7) Boiler #2
(8) Boiler #1

N

POWER HOUSE
101 BLDG
3rd FLOOR

DUP 0325925

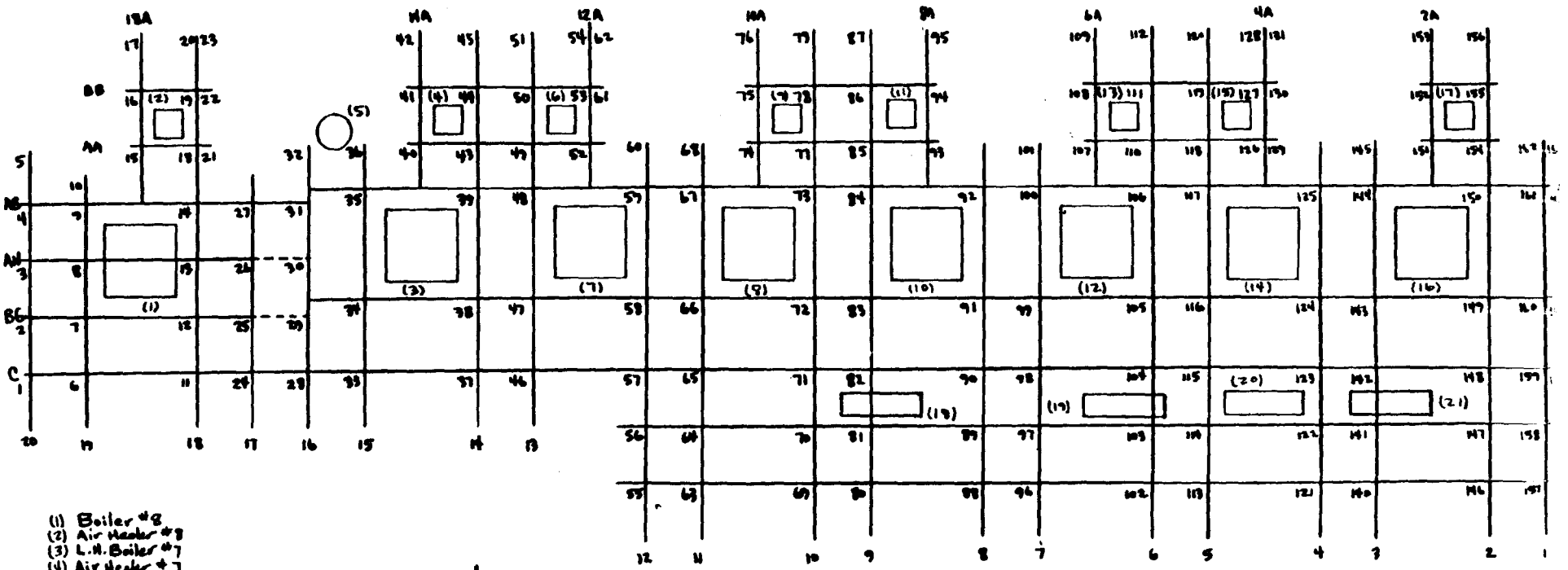

(1) Boiler #8
(2) Air Heater #8
(3) L.H. Boiler #7
(4) Air Heater #7
(5) Stack #4
(6) Air Heater #6
(7) R.H. Boiler #6
(8) L.H. Boiler #5
(9) Air Heater #5
(10) R.H. Boiler #4
(11) Air Heater #4
(12) L.H. Boiler #3
(13) Air Heater #3
(14) R.H. Boiler #2
(15) Air Heater #2
(16) L.H. Boiler #1
(17) Air Heater #1
(18) #4 Generator
(19) #3 Generator
(20) #2 Generator
(21) #1 Generator

N

POWER HOUSE
101 BLDG.
2nd FLOOR

DUP 0325926

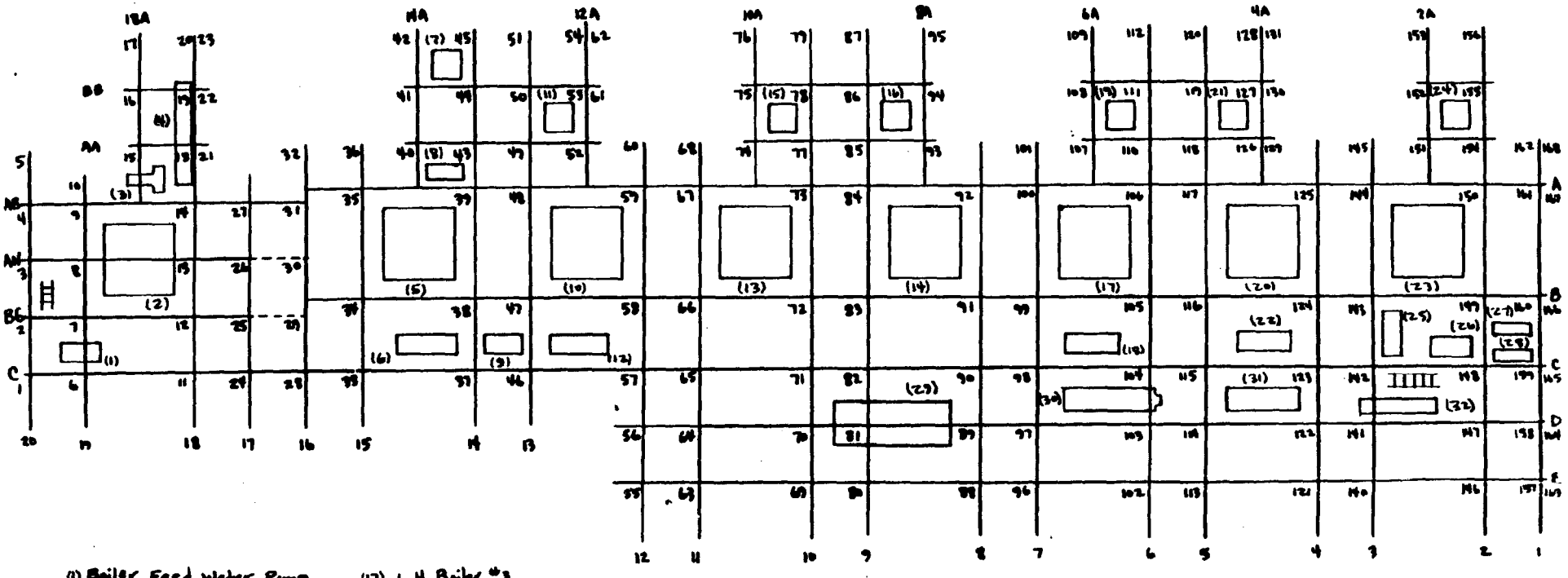

(1) Boiler Feed Water Pump
(2) Boiler #8
(3) I.D. Fan & Air Heater
(4) F.D. Fan
(5) L.H. Boiler #7
(6) B.F. Pump #6
(7) I.D. Fan & Air Heater #7
(8) I.D. Fan
(9) B.F. Pump #5 & Turbine
(10) R.H. Boiler #6
(11) I.D. Fan & Air Heater #6
(12) B.F. Pump #4 & Turbine
(13) L.H. Boiler #5
(14) R.H. Boiler #4
(15) I.D. Fan & AIR Heater #5
(16) I.D. Fan & AIR Heater #4
(17) L.H. Boiler #3
(18) B.F. Pump #3 & Turbine
(19) I.D. Fan & Air Heater
(20) R.H Boiler #2
(21) I.D. Fan & Air Heater #2
(22) B.F. Pump #1 & Turbine
(23) L.H. Boiler #1
(24) I.D. Fan & Air Heater #1
(25) Contri De super Heater pump
(26) Em. Air Comp. for Fire Alarm
(27) Fire pump & Turbine
(28) 12" H.P. steam
(29) Generator #4
(30) Generator #3
(31) Generator #2
(32) Generator #1

N

POWER HOUSE
101 BLDG.
1st FLOOR

DUP 0325927

DATA PROCESSED

3032 . BLDG

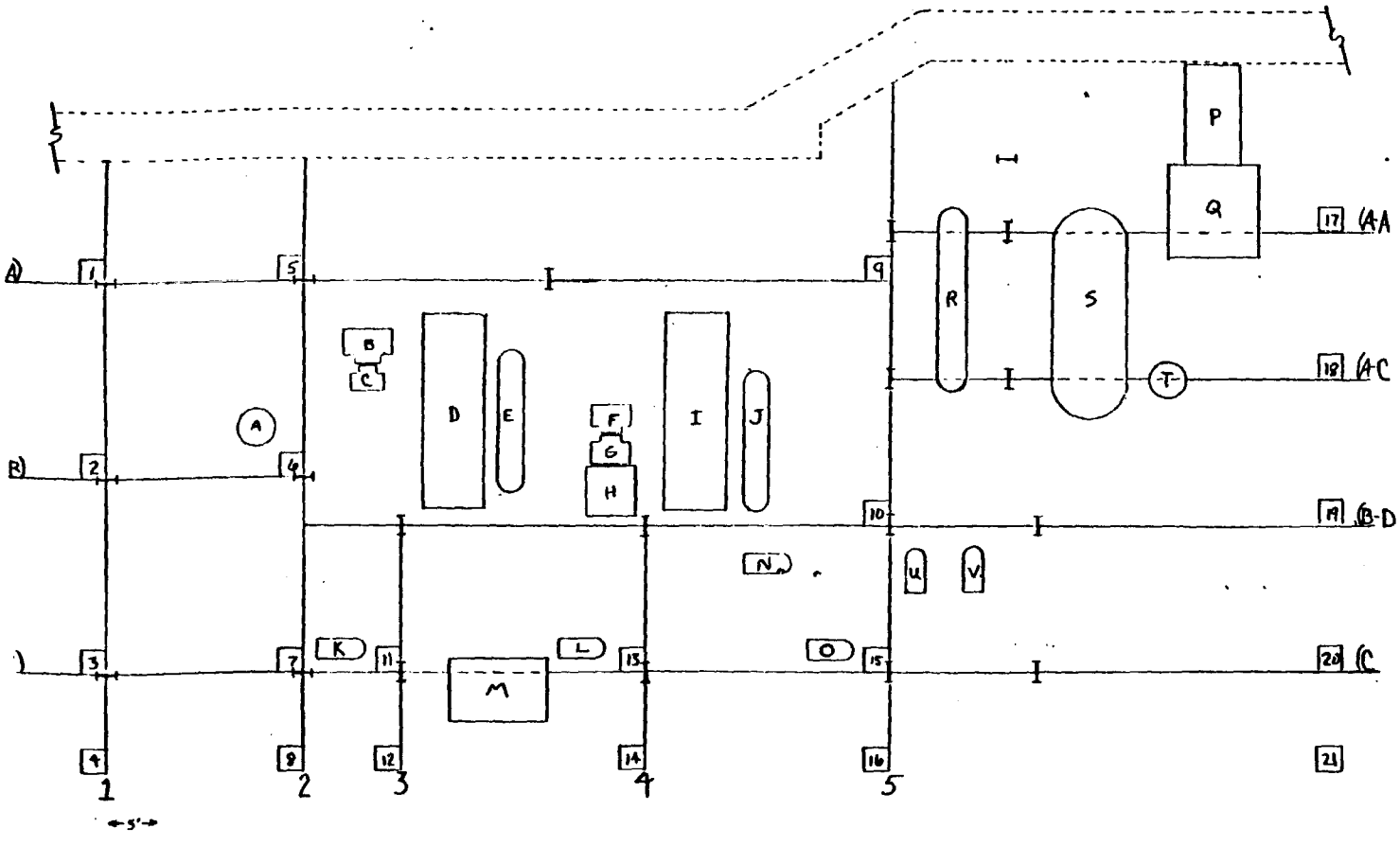

A) BRINE TANK
B) *1 REFRIG SEAL OIL PMP
C) *1 REFRIG TURBINE
D) *1 REFRIG UNIT
E) *1 REFRIG ECONOMIZER
F) *2 REFRIG SEAL OIL PMP
G) *2 REFRIG TURBINE
H) *2 REFRIG TURBINE MOTOR
I) *2 REFRIG UNIT
J) *2 REFRIG ECONOMIZER
K) *1 BRINE PMP
L) *2 BRINE PMP
M) *1 & *2 CONTROL PANELS
N) *4 BRINE PMP
O) *3 BRINE PMP
P) *3 REFRIG MOTOR OIL PMP
Q) *3 REFRIG TURBINE & COMPR
R) *3 REFRIG ECONOMIZER
S) *3 REFRIG UNIT
T) *3 REFRIG ECONOMIZER
U) *5 BRINE PMP
V) *6 BRINE PMP

DUP 0325928

3040 BLDG. First Floor

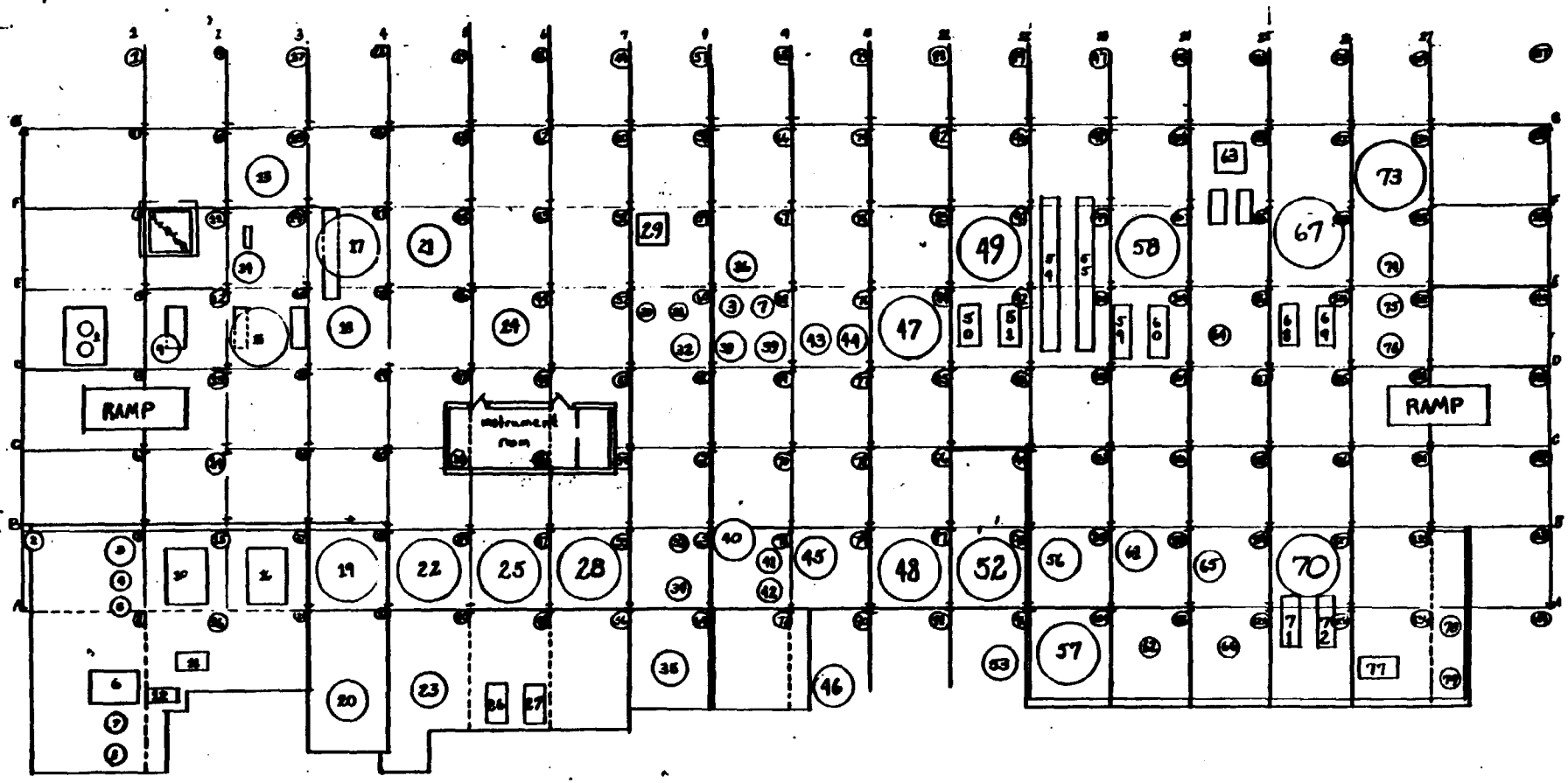

1) Vent System K.O. Pots
2) Analyzer Return TK.
3) Drain TK. 1202-5
4) Sieve Bed 1202-2.1
5) Sieve Bed 1202-2.2
6) Mole Sieve Regen.
7) Sieve Bed 1202-3.1
8) Sieve Bed 1202-3.2
9) PN Seal Flush TK. PMP.
10) West Refrig. Unit
11) Mole Sieve Blower
12) Mole Sieve Brine PMP.
13) North Cat. RX.
14) NI Cat. Centrate
15) South Cat. RX.
16) East Refrig. Unit
17) "L" RX 1014-4
18) "L" RX Prod PMP.
19) West Extract. SHLR
20) West Extractor 1258-1
21) Isom RX 1209-1
22) Cloudy RX 1213-1
23) ———
24) Isom FlShr 1254-1
25) Pre-Extract. 1222-1
26) ———
27) ———
28) NI Decanter 1254-1
29) Syn. Sump
30) W. Step 1 BD Fd. Pmp.
31) E. Step 1 BD Fd. Pmp.
32) Step 1 Stg 3 RX
33) Centrate Tank
34) Solid Slurry TK. 1226-1
35) East Extract. 1209-1
36) BD Column 1209-1
37) Refrig. Cond 1209-14
38) W. BD Col. Mole Sieve
39) E. BD Col. Mole Sieve
40) Slurry TK. 1228-2
41) Centrif. Cont. TK. #4
42) Centrif. Cont. TK. #3
43) Step 1 Stg 2 RX
44) Step 1 Stg 1 RX
45) Slurry TK. 1221-1
46) 1229-01
47) Raff. FlShr. 1216-1
48) Slurry TK. 1215-2
49) Step 2 Stg. 3 RX 1250-1
50) Step 2 Stg. 3 RX Circ. Pmp 1250-6
51) Step 2 Stg. 3 RX Circ. Pmp. 1250-7
52) Step 2 FlShr. B.U.T. 1214-1
53) 1230-08 (Bott)
54) Step 2 Stg. 3 RX CLR. 1250-12.1
55) Step 2 Stg. 2 RX CLR. 1251-12.1
56) #1 NH3 RX 1421-1
57) NH3 Storage TK. 1430-1
58) Step 2 Stg. 2 RX 1251-1
59) 1251-7 Circ. Pmp.
60) 1251-6 Circ. Pmp.
61) NH3 Stripper Tails FlShr. 1422-1
62) NH3 Stripper 1424-1
63) E. Aqueous Sump
64) Step 2 FlShr. Preheater 1343-20
65) Slurry TK 1427-1
66) Caustic RX 1428-1
67) Step 2 Stg. 1 W. RX 1252-1
68) Step 2 Stg. 1 W. Pmp. 1252-6
69) Step 2 Stg. 1 W. Pmp. 1252-7
70) Step 2 FlShr. 1308-1
71) Step 2 FlShr. Cat. 1308-8
72) Cat. Circ. Pmp. 1348-9
73) Step 2 Stg. 1 E. RX 1257-1
74) Step 2 Stg. 1 E. RX Clr. 1257-10.1
75) Step 2 Stg. 1 W. RX Clr. 1252-10.2
76) Step 2 Stg. 1 W. RX Clr. 1252-12.1
77) Step 2 FlShr. Organic Sump
78) 1303-15.1
79) 1308-16.1

DUP 0325929

N

3040 BLDG. Grid Sheet
2nd FLR.

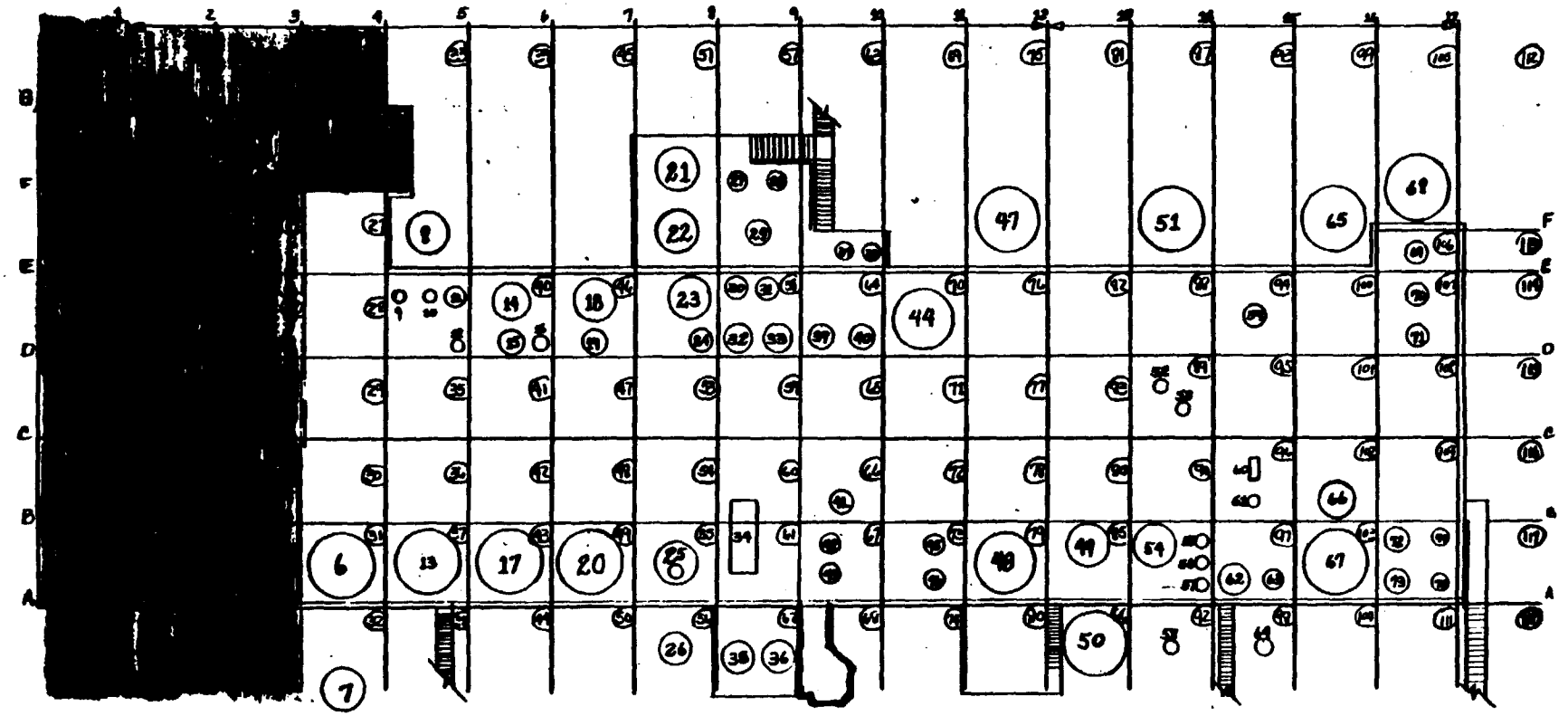

1 PN Holding Tk. 1010-1
2 North Cat. Rx. 1060-1
3 South Cat. Rx 1064-1
4 North Cent. Tk 1063-1
5 Preheater 1070-18
6 W. Extract Sett. 1255-3
7 W. Extract 1255-1
8 Isom Rx 1150-1
9 Water Clr 1150-18.2
10 Water Clr 1150-18.1
11 Feed Htr. 1153-15
12 Isom Flshr. Refrig. Cond.
13 Clarkp Rx 1225-1
14 Isom Flshr. 1154-1
15 Isom Flshr. H2O Condn. 1154-12.1
16 Isom Flshr H2O Condn 1154-12.2
17 Preheater 1222-1
18 PN Flshr 1220-1
19 PN Flshr H2O Cool Condn. 1120-12
20 NI Decanter 1259-1
21 1103-1
22 1103-3
23 1102-1 BD Hold Tank
24 Step 1 Stg 3 Rx 1106-1
25 Solids Slurry Tank 1226-1
26 E. Extract 1204-1
27 1109-16
28 1109-17
29 1109-1
30 Refrig. Cond. 1109-14
31 H2O Cooled Cond 1109-12
32 W. BD Col. Mole Sieve 1101-2
33 E. BD Col. Mole Sieve 1101-1
34 Solid Rotary Dryer 1228-1
35 NI Cl2 Rx 1240-2
36 NI Cl2 Rx 1240-1
37 Step 1 Stg 2 Cooler 1107-18
38 Step 1 Stg 1 Cooler 1105-18
39 Step 1 Stg 2 Rx 1107-1
40 Step 1 Stg 1 Rx 1105-1
41 MGM S.F. Tank 1218-1
42 Centrifuge #4 1220-1
43 Centrifuge #3 1217-1
44 Raffinate Flshr 1216-1
45 Centrifuge #2 1219-1
46 Centrifuge #1 1215-1
47 Step 2 Stg. 3 Rx 1250-1
48 Step 2 Flshr H.H.T. 1214-1
49 NH3 Rx 1421-1
50 NH3 Storage Tank 1430-1
51 Step 2 Stg. 2 Rx 1251-1
52 Exit Silencer 1426-10.2
53 Inlet Silencer 1426-10.1
54 NH3 Rx 1422-1
55 1424-12
56 1424-5
57 1424-14
58 NH3 Stripper 1424-1
59 Step 2 Flshr P/heater 1300-20
60 Tails Pump 1424-10
61 NH3 Flshr 1424-1
62 Slurry Tank 1427-1
63 Filter Sep. 1426-3
64 Caustic Rx 1428-1
65 Step 2 Stg. 1 W. Rx 1252-1
66 1303-13
67 Step 2 Flshr. 1303-1
68 Step 2 Stg. 1 E. Rx 1257-1
69 Step 2 Stg. 1 E. Rx Clr 1257-18.1
70 Step 2 Stg. 1 W. Rx Clr 1252-18.1
71 Step 2 Stg. 1 W. Rx Clr 1252-18.2
72 Step 2 Flshr. Cal. 1303-15
73 Step 2 Flshr Cal. 1303-16
74 Step 2 Flshr Clr 1303-18.1
75 Step 2 Flshr Clr 1303-18.2

DUP 0325930

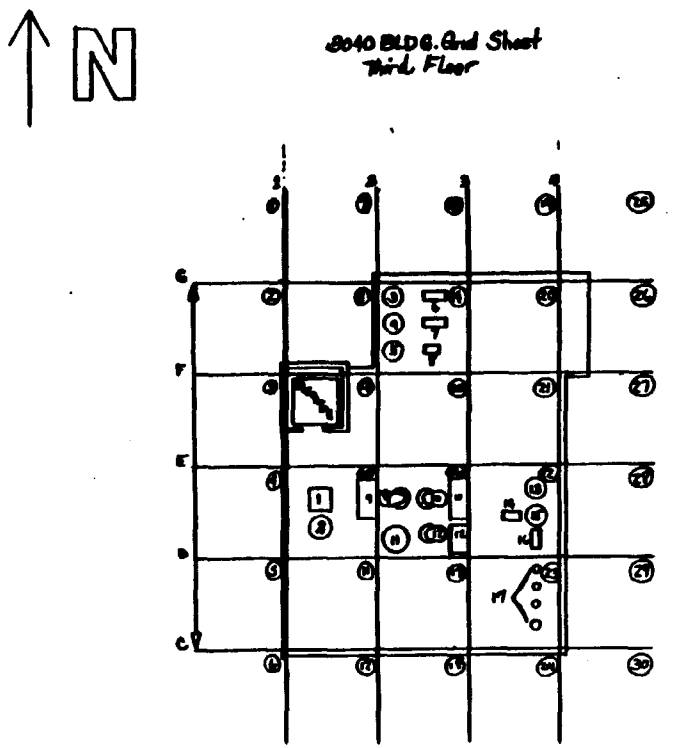

1 Zinc Chl. Drum Tiller 1011-1
2 Zinc Chl. Reciever 1011-2
3 Acid Scrubber Sep. 1071-2
4 H^2O Scrubber Sep. 1071-4
5 Caustic Scrubber Sep. 1071-5
6 Acid Pmp. 1071-6
7 H^2O Pmp. 1071-7
8 Caustic Pmp. 1071-8
9 Centrifuge 1066-1
10 Centrifuge 1068-1
11 NI Tote Bin 1065-3
12 Centrifuge 1067-1
13 Methanol HD.TK. 500-53
14 HCL Absorber 1003-1.01
15 Fume Scrubber 1003-102
16 Scrubber Pmp 1003-1.05
17 Vac. Jet Ass'y 1004-26

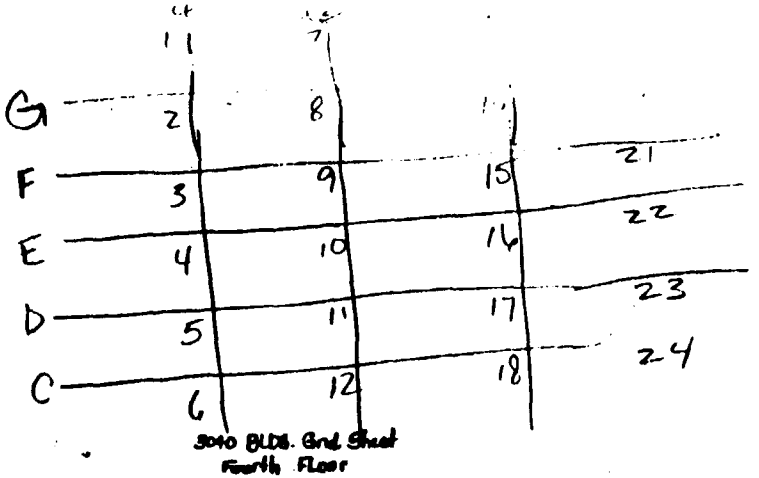

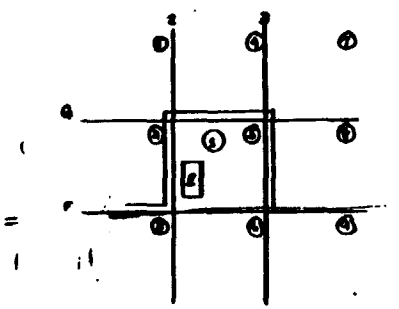

1 Acid Ejector 1071-1
2 Cooler 1071-3

DUP 0325931

3040 BLDG. Grid Sheet
Platform

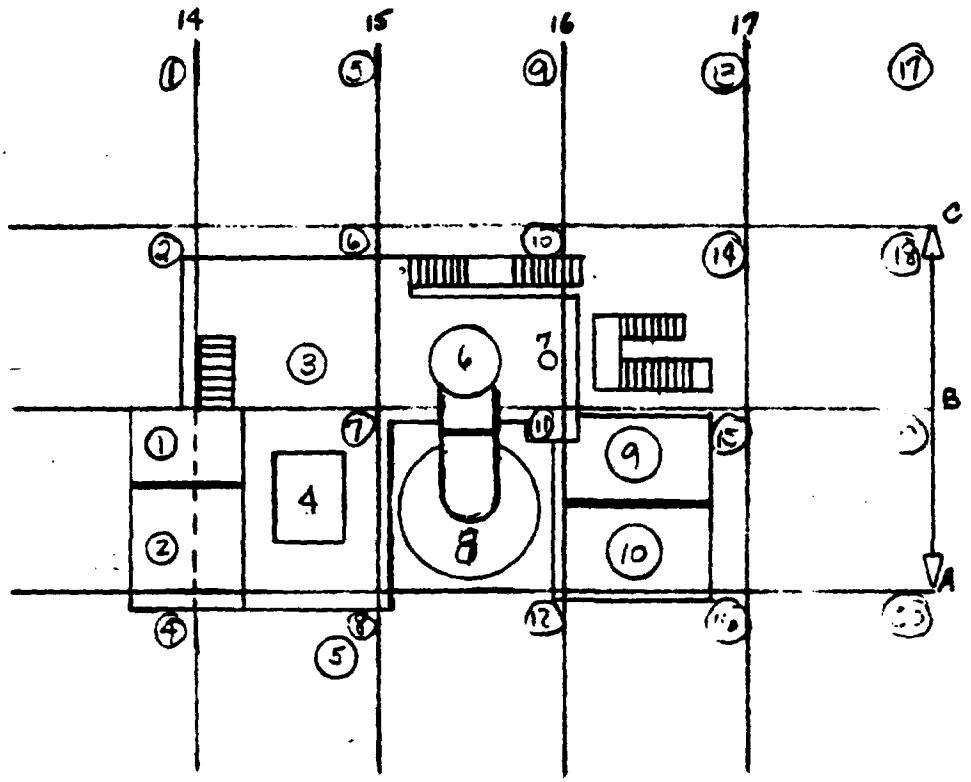

1 NH3 Cond. 1424-12
2 Brine Recyc. Clr 1424-14
3 NH3 Flshr. 1424-1
4 Filter 1426-1
5 Caustic PX 1428-1
6 1303-13
7 Ver + Jet or. Platform
8 Stg 2 Flshr 1323-1
9 Stg 2 Flshr Cal. 1325-15
10 Stg 2 Flshr [illegible]

DUP 0325932

3040 BLDG. 4th Floor Grid Sheet

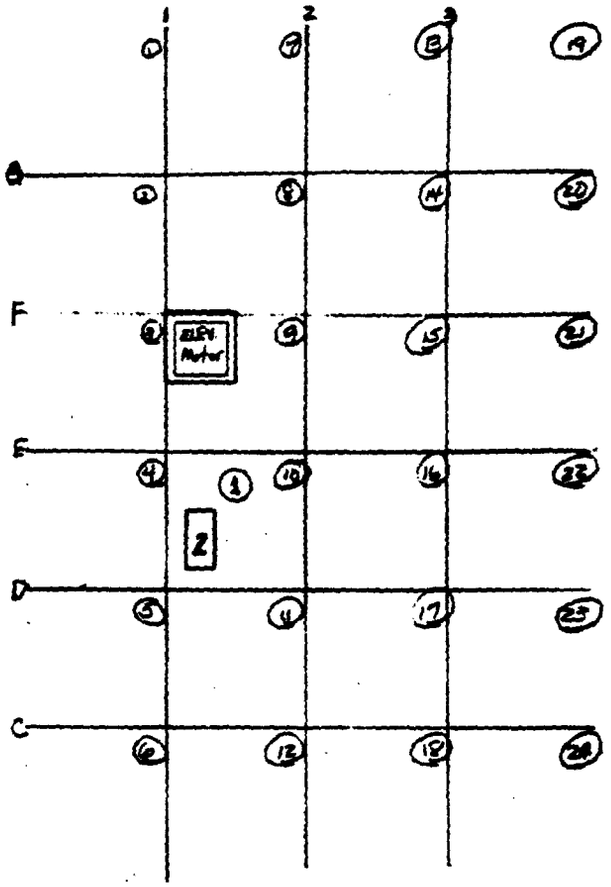

1) Acid Ejector 1071-1
2) Cooler 1071-3

TANK FARM · BLDG 3045

AND BLDG 3047

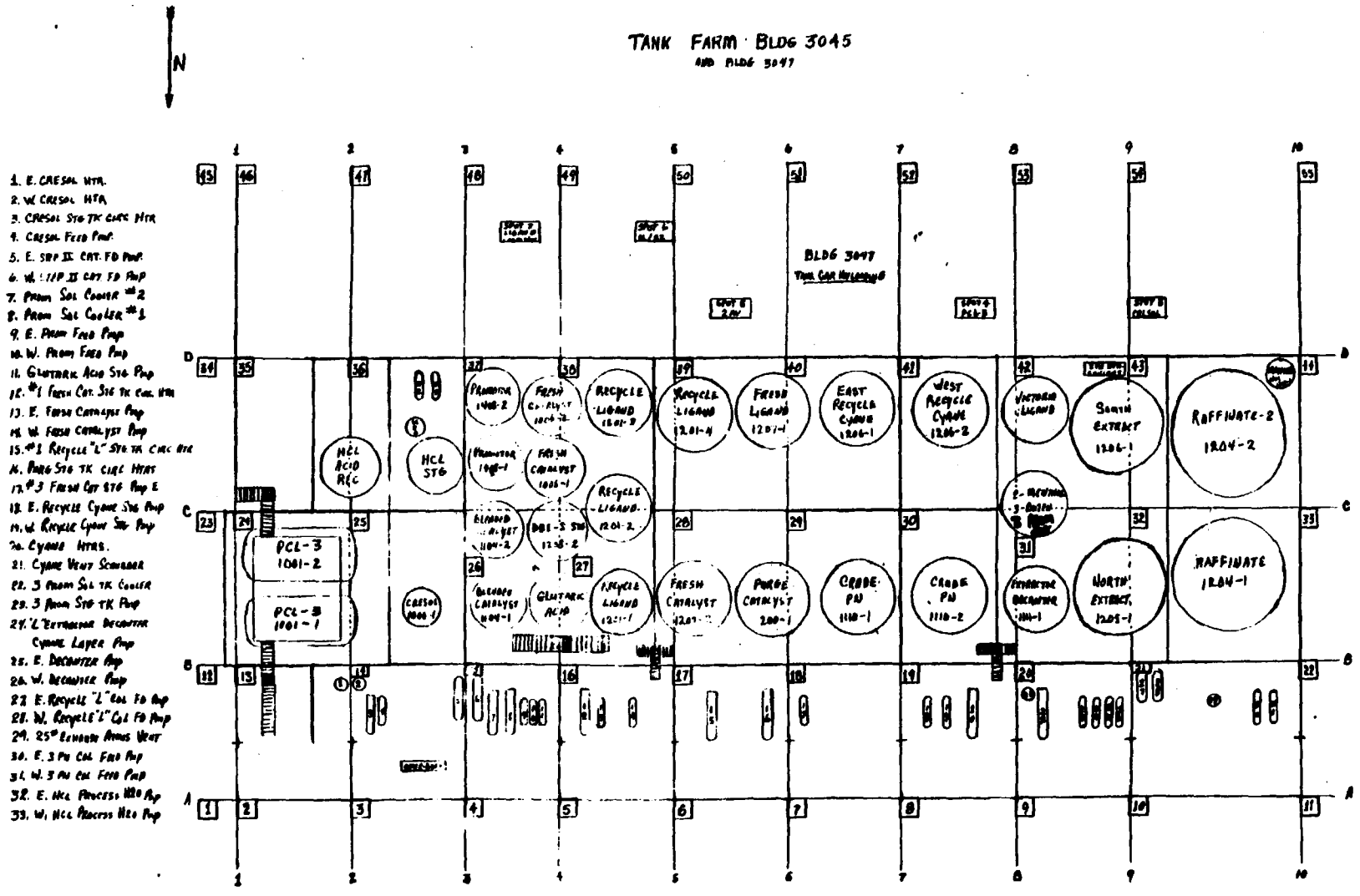

DUP 0325934

GROUND FLOOR GRID SHEET

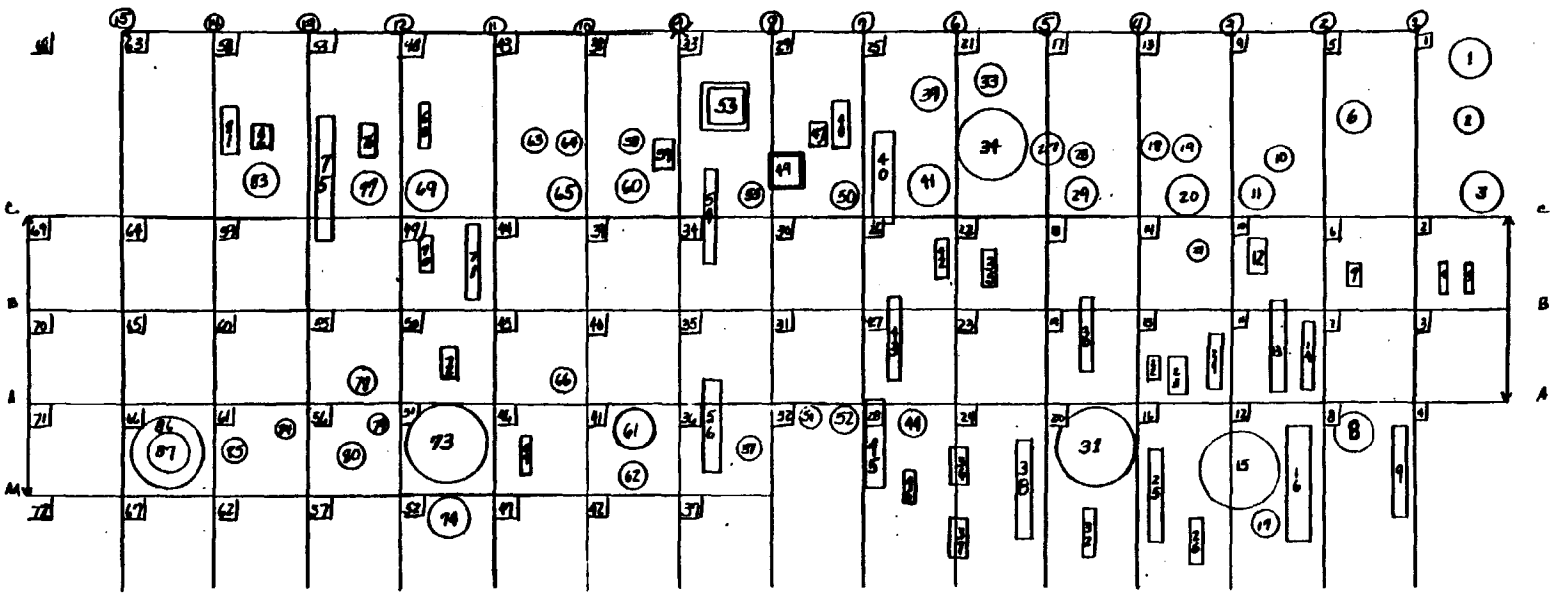

1 175# Flash TK. 1040-1.1
2 Atmos. Flash TK. 1040-3
3 25# Flash TK. 1040-2
4 W. 25# Flash TK. Pmp 1040-9
5 E. 25# Flash TK. Pmp 1040-7
6 Flash TK. Dp. Separ. 1040-10
7 Swing Jet K.O.P. Pmp 1215-6
8 ADN Col 1212-1
9 OLD ADN Col. Col. 1212-15.01
10 WFE TAILS TK. 1264-04
11 Head TK. Aband. 1255-13.1
12 WRC Reflux Pmp. 1102-6
13 P.C./Recycle MGN FD. Preheat 1210-20+21
14 PC FD. Preheat. 1210-22
15 MGN Purge Conc. Col. 1210-1
16 P.C. Col. Col. 1210-15
17 P.C. Col Cond. Pot. 1210-9
18 ZPN Degas Pmp. 1252-7
19 ZPN Degas Pmp. 1252-7
20 OLD ZMB Col 1255-1
21 Vent HDR. P.O.T.

22 MGN Col Spray Cond circ. Pmp 1209-7
23
24 MGN Tails Cooler 1210-18
25 MGN Col. Col. 1209-15
26 PC Col. Col. Circ. Pmp 1210-08
27 LB. Head TK 1152-13.01
28 Low Boiler Col Col. 1152-15
29 Low Boiler Col 1152-1
30 Low Boiler Col FD. Preheat 1152-20
31 MGN Col 1209-1
32 MGN Col. Col. Circ Pmp 1209-8
33 ZPN Col. Col. 1305-15
34 ZPN Col. 1305-1
35 ZPN Col. Tails Pmp. 1305-10
36 CYANE Rec. Col./Step II Flasher Make FD Preheat 1254-22
37 MGN Recycle Preht. 1209-17
38 Low BOILER Col. FD. Preht. 1209-18
39 ZPN Col Cond. TK. 1305-4
40 EXT. Flasher Col. 1201-15
41 ZPN Col. Heads TK. 1305-13.01
42 ZPN Col. Make Pmp. 1305-06

43 CRC/3PN Make Proc. Exchan. 1254-20
44 CYANE Recovery Col. 1254-1
45 CYANE Recycle Col. Col. 1254-15
46 1254-8
47 EXT. Flasher Tails Pmp. 1201-10
48 EXT. Flasher Circ. Pmp. 1201-8
49 AQUEOUS Sump
50 EXT. Flasher 1201-1
51 WORC 1204-1
52 CYANE Recycle Col. Head TK 1254-13.1
53 ORGANIC SUMP
54 2M3 Col. Tails 1150-20
55 2M3 Side Draw CLR.
56 3PN Col. Spray Cond. CLR. 1253-18
57 3PN Refrig. Make TK. 1253-3
58 2M3 Col. Col. 1150-15
59 Spiral Exchanger
60 2M3 Col. 1150-1
61 3PN Col. 1253-1
62

63 Recycle "L" Pre Flasher Preht. 1252-15
64 Recycle "L" Preflasher Preht. 1252-16

65 Cond Head TK. 1150-13.1
66 3PN Cond. TK.
67 DN Col. Cond. Circ. Pmp. 1257-7
68 CYANE Preflasher Tails Pmp 1252-10
69 CYANE Preflasher 1252-01
70 CYANE Preflasher Make Pmp 1252-06
71 3PN Feed Heater 1255-15
72 DN Col. Tails Pmp 1257-10
73 DN Col. 1257-1
74 DN Col ByPass Holdup TK. 1257-3
75 Recycle "L" Col Col. 1215-15
76 N. Recycle "L" Col. Make Pmp 1251-6
77 Recycle "L" Make TK. 1251-13
78 DN Col. Cond. TK
79 Hot Well
80 DN Col. Col. 1257-16
81 Recycle "L" Col. Col. Circ. Pmp
82 Recycle Tails Spiral Exch.
83 Recycle "L" Col. 1251-1
84 ADN Ref. Col. Cond. TK. 1312-4
85 ADN Col Col. 1312-15
86 ADN Ref. Col. Spray Cond 1312-5
87 ADN Ref Col 1312-1

DUP 0325935

EQUIP. LIST

1) VENT SYSTEM K.O.P. 1270-1
2) ADN COL 1212-1
3) WFE SEPERATOR
4) HIGH BOILER TAILS TANK
5)
6) FLUSH HOLD UP TANK 1218-01
7) MGN PURGE CONC. COL. 1210-1
8) OLD 2M3 COLUMN CALANDRIA
9) OLD 2M3 COL 1255-1
10) REFLUX TANK 1102-13.1
11) LOW BOILER COL. CAL. 1152-15
12) LOW BOILER COL. CAL. 1152-1
13) MGN COLUMN 1209-1
14) 2PN COL. CAL. 1305-15
15) 2PN COLUMN 1305-1
16) EQUIPMENT REMOVED
17) EQUIPMENT REMOVED
18) 2PN COL. HEADS TANK 1305-13.01
19) CYANIDE RECOVERY COLUMN 1259-1
20) EXTRACT FLASHER 1201-1
21) SOLVENT RECYCLE FEED TANK 1204-02
22) WORC 1204-1
23) WORC CAL. 1204-15
24) 3PN BRINE COND. 1253-14.1
25) 3PN JET STRIPPER COND. 1253-14.2
26) 2M3 COLUMN CALANDRIA 1150-15
27) 2M3 COLUMN 1150-1
28) 3PN COLUMN 1253-1
29) 3PN COLUMN CALANDRIA
30) CYANIDE PREFLASHER 1252-01
31) COND. HEAD TANK 1252-13.1
32) DN COLUMN 1251-1
33) RECYCLE "L" MAKE TANK 1251-13
34) DN COLUMN CALANDRIA 1251-16
35) RECYCLE "L" COLUMN 1251-1
36) ADN COL. CAL. 1312-15
37) RECYCLE "L" TAILS FLASHER 1250-1
38) RECYCLE "L" TAILS FLASHER WATER COOLED COND 1250-12
39) RECYCLE "L" TAILS FLASHER MAKE TANK 1250-3
40) RECYCLE "L" TAILS FLASHER SPRAY COND 1250-5
41) RECYCLE "L" TAILS FLASHER BRINE COOLER 1250-19
42) ADN REF COL 1312-1

3050 BLDG

2ND FLOOR

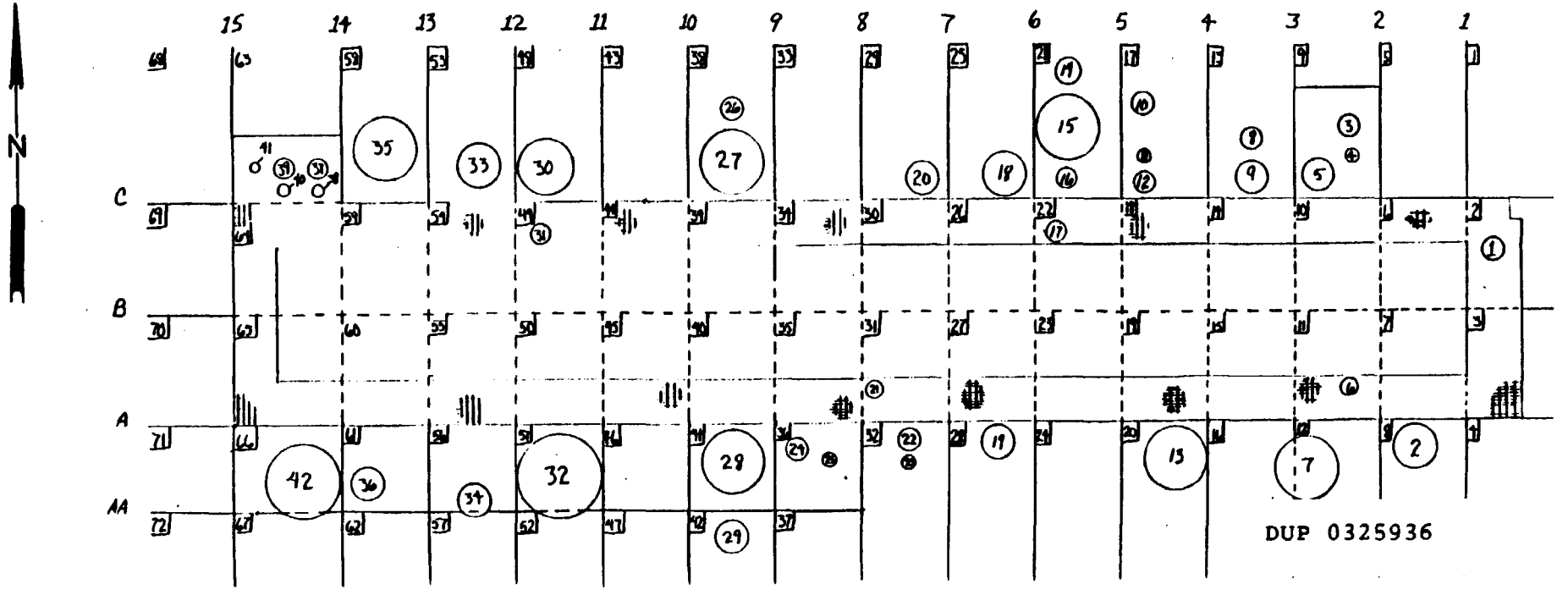

DUP 0325936

3050 BLDG

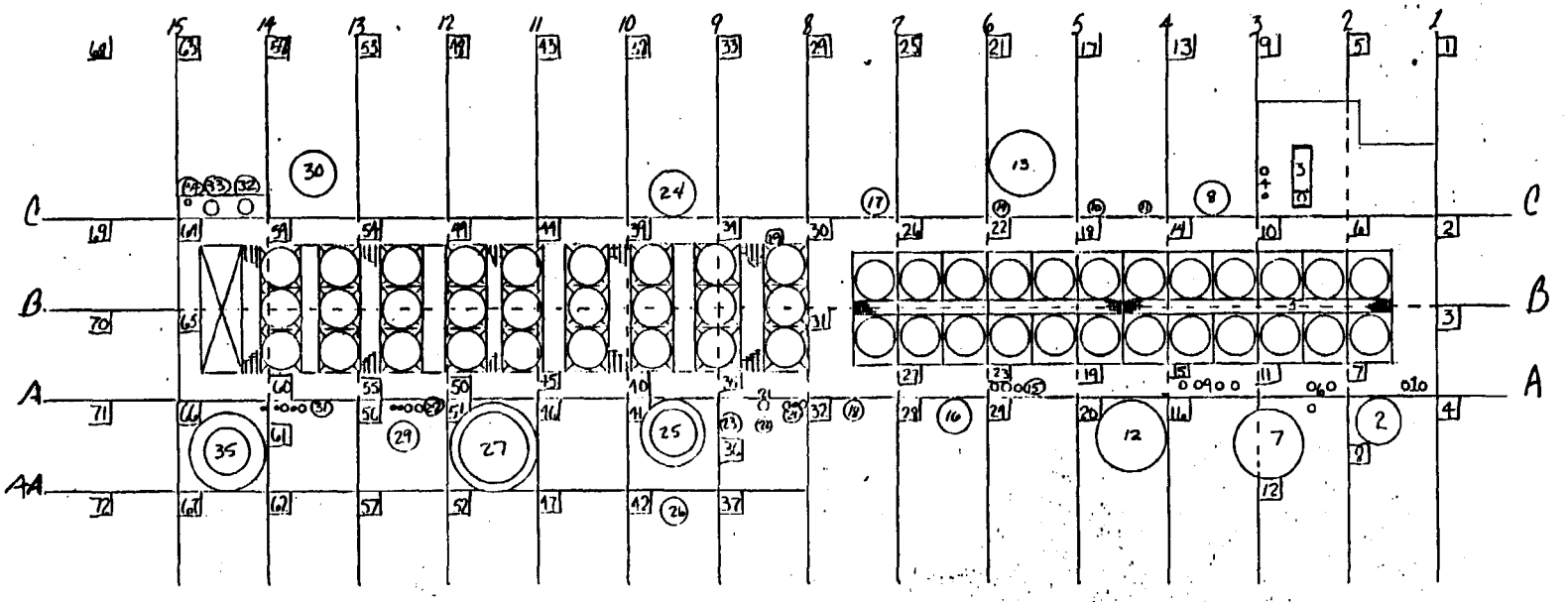

3RD FLR

1) VAC. JET 1212-26
2) ADN COL 1212-1
3) WIPED FILM EVAPORATOR 1264-1
4) WFE VAC. JET 1264-26
5) AIR COOLERS
6) VAC. JET 1210-26
7) MGN PURGE COND COL 1210-1
8) OLD 2M3 COL
9) VAC JETS 1207-26 & 1209-26
10) LOW BOILER COL 1152-1
11) WRC COL 1102-1
12) MGN COL
13) 2PN COL 1305-1
14) HAS BEEN REMOVED
15) VAC JET 1222-26
16) CHLORINE RECOVERY COL 1254-1
17) EXTRACT FLASHER 1201-1
18) WORC 1201-1
19) AIR COOLERS
20) VAC. JET 1253-26
21) 3PN JET STRIPPER 1253-2
22) REFRIG. COOLER 1253-14.2
23) REFRIG COND 1253-14.1
24) 2M3 COLUMN 1150-1
25) 3PN COLUMN 1253-1
26) 3PN COLUMN CALANDRIA 1253-3
27) DN COLUMN 1257-1
28) VAC JET 1257-26
29) DN COLUMN CALANDRIA 1257-16
30) RECYCLE "L" COLUMN 1251-1
31) VAC. JET 1312-26
32) RECYCLE "L" TAILS FLASHER WATER COOLER COND 1250-17
33) RECYCLE "L" TAILS FLASHER SPRAY COND 1250-5
34) RECYCLE "L" TAILS FLASHER AFTER COOLER 1250-26.1
35) ADN REF COL 1312-1

[redacted]

DUP 0325937

3050 BLDG

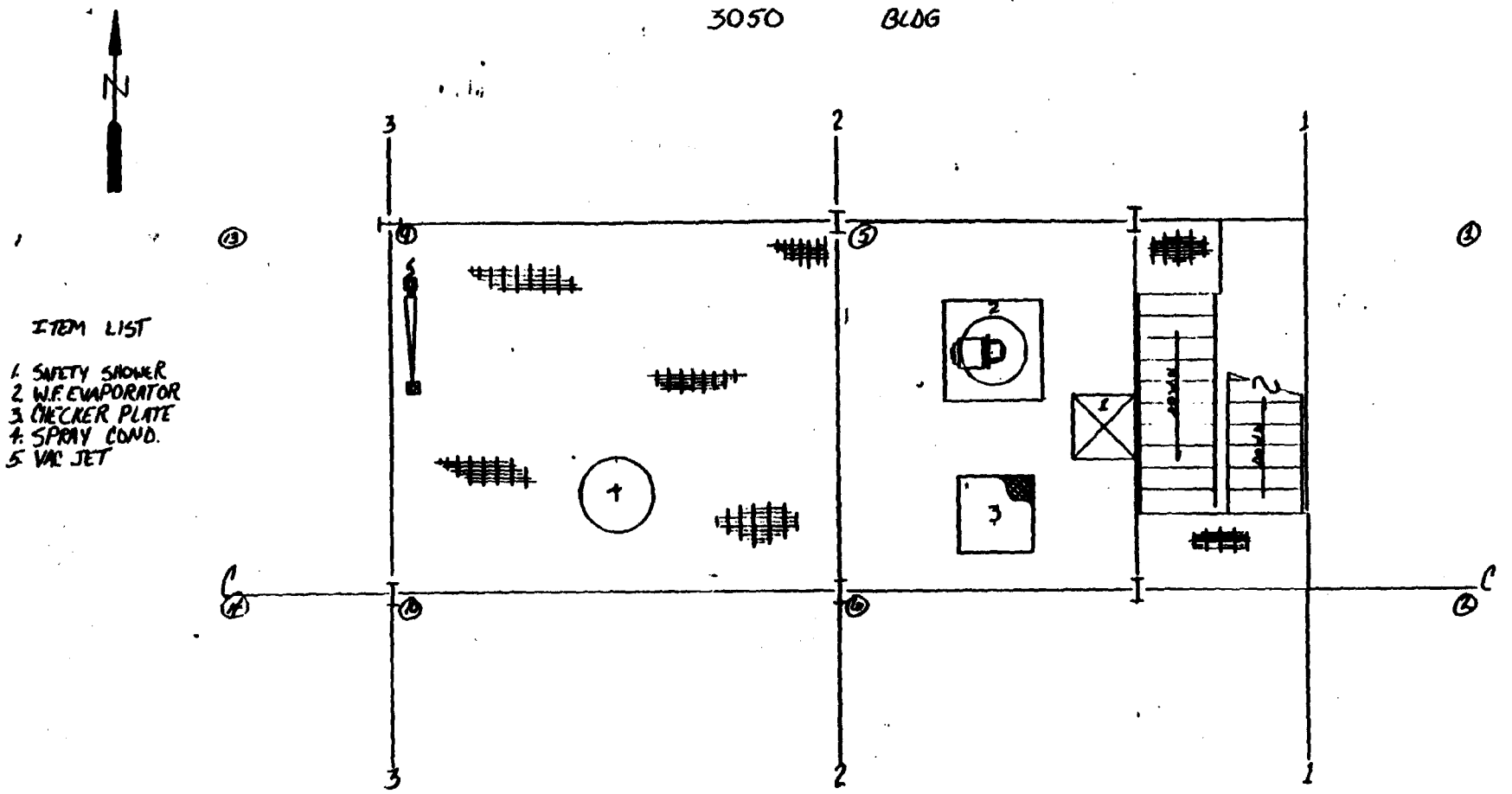

4th FLR

DUP 0325938

3060 BLDG.

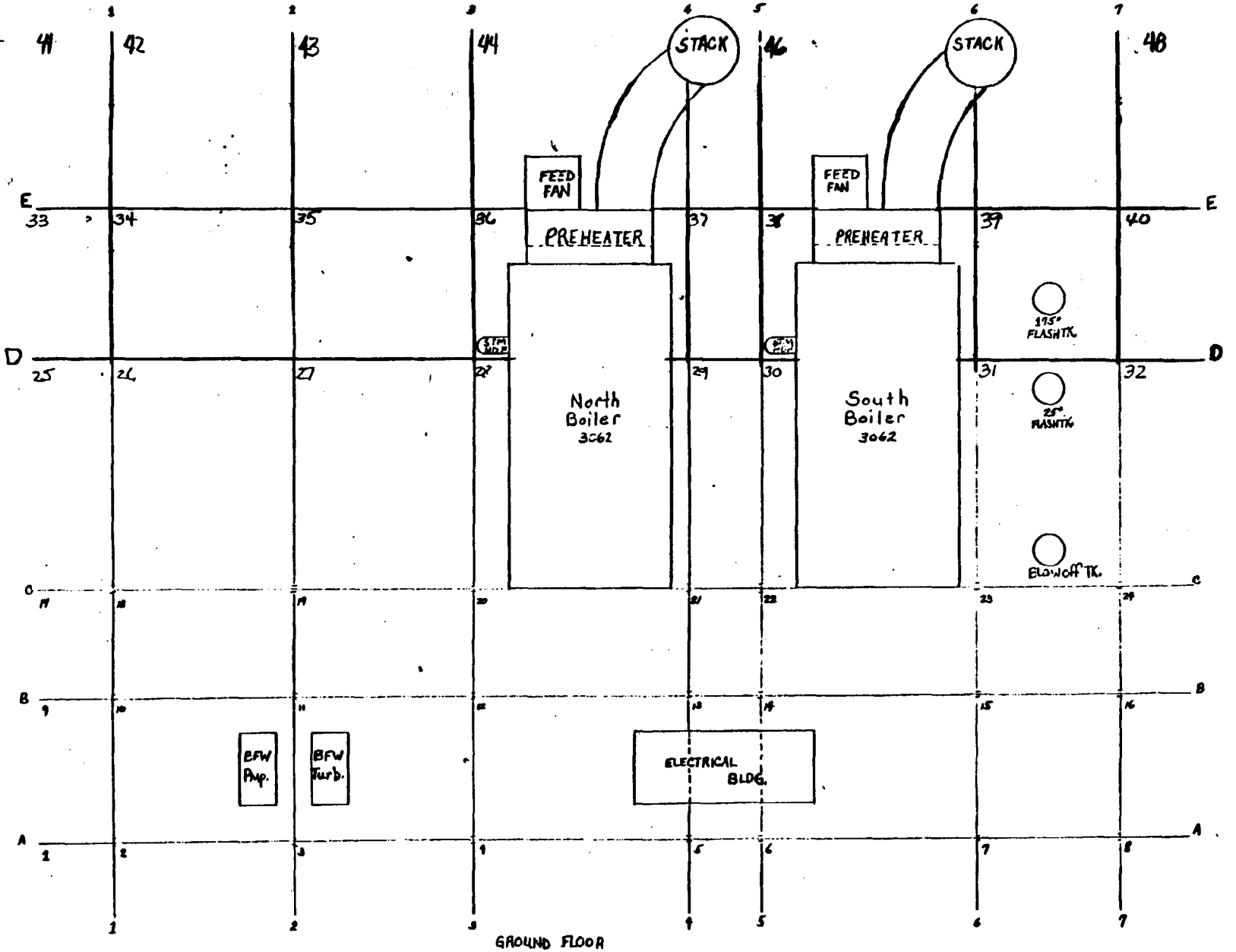

DUP 0325939

BLDG 3055 - TANK FARM

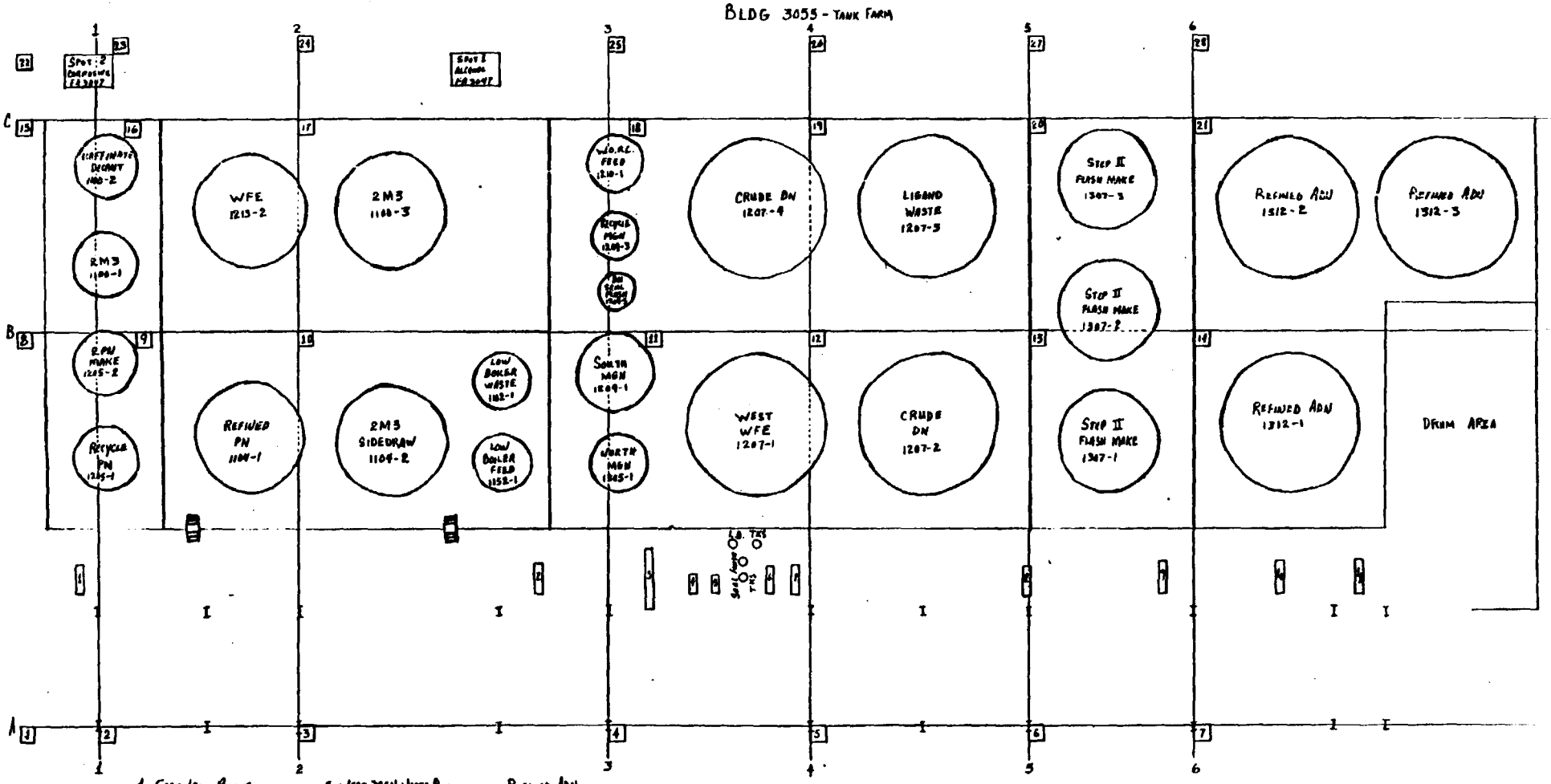

1. EAST 1 GAL REACTOR RMC FEED PUMP
2. WEST LOW BOILER WASTE PUMP
3. WFE CIRC HEATER
4. EAST MGN WASTE PUP
5. WEST MGN WASTE PUP
6. EAST MGN COL FEED PUP
7. MGN COL FEED PUMP
8. STEP II FLASH MAKE TRANS PUMP
9. #6 SUMP PUMP
10. REFINED ADN EAST TRANS PUP
11. REFINED ADN WEST TRANS PUP

DUP 0325940

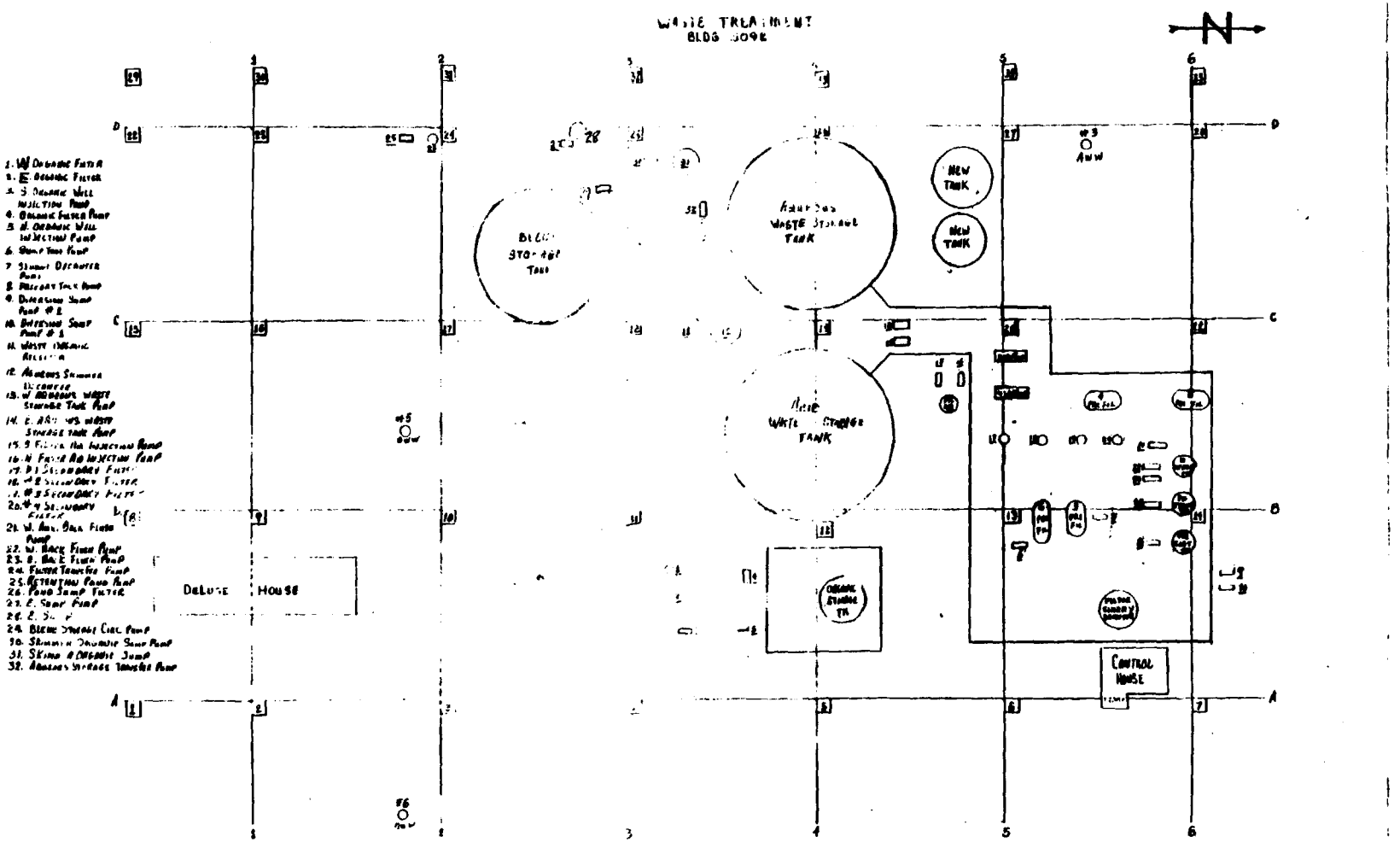
WASTE TREATMENT
BLDG 309R
DELUXE HOUSE
NEW TANK
NEW TANK
CONTROL HOUSE
#5
#6
#3

DUP 0325941

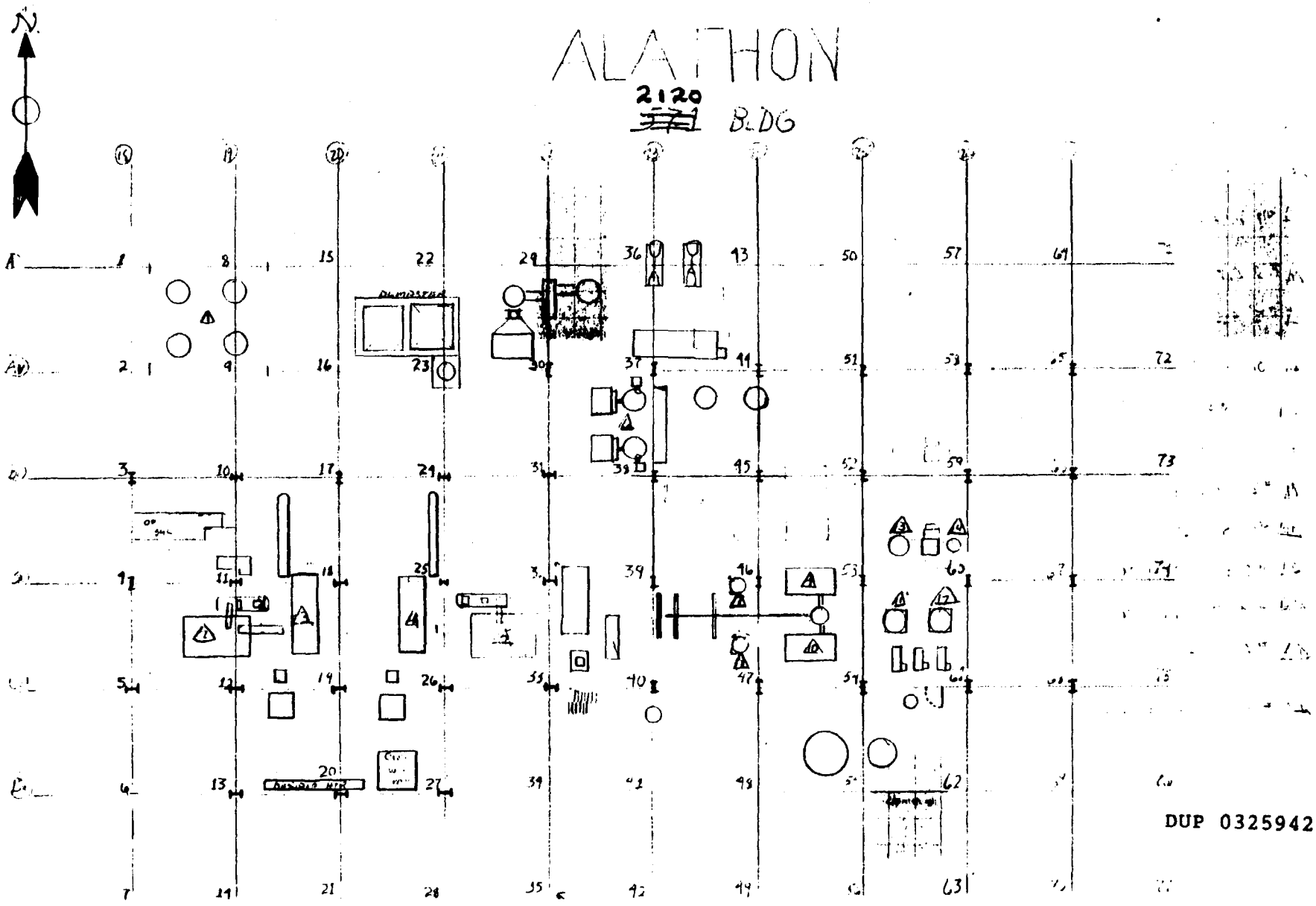
N
ALATHON
2120
BLDG
DUP 0325942

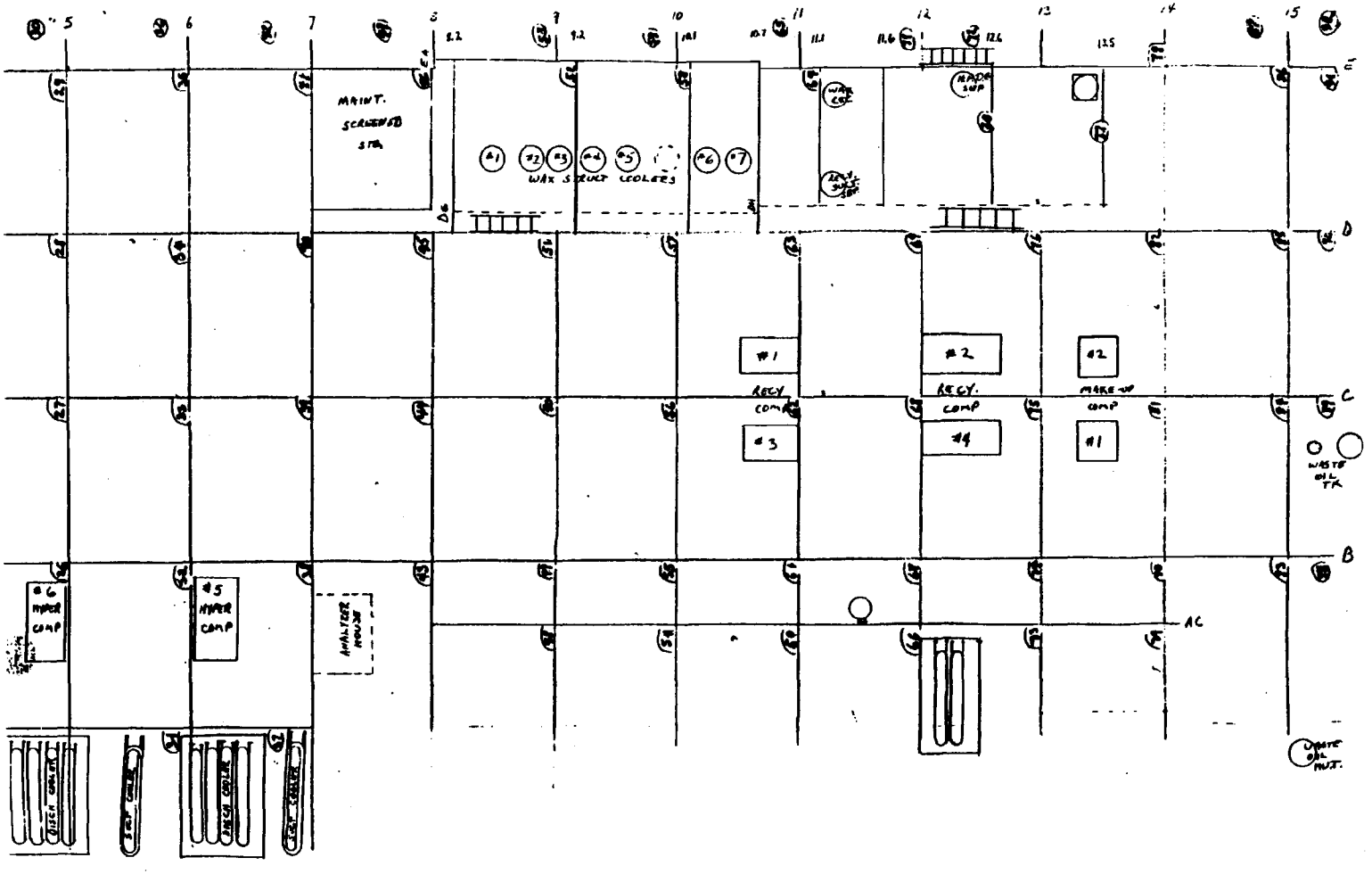
MAINT.
SCREENED
STR.
WAX SPRAY COOLERS
#1
RECY.
COMP
#3
#2
RECY.
COMP
#4
MAKE-UP
COMP
#1
WASTE
OIL
TK.
#6
HYPER
COMP
#5
HYPER
COMP
ANALYZER
HOUSE
WASTE
OIL
PIT.

DUP 0325943

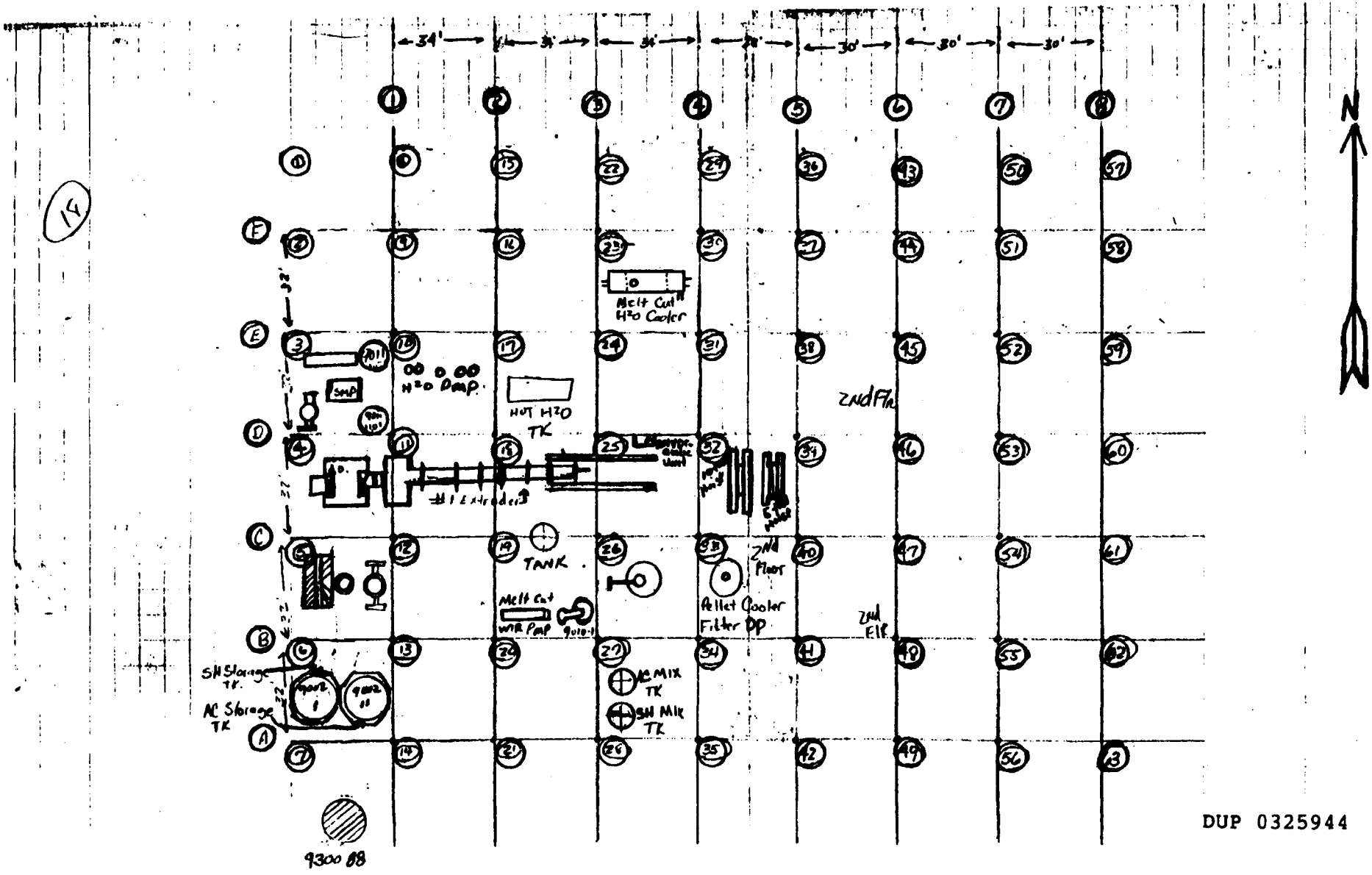
34'
34'
34'
30'
30'
30'
N
Melt Cut H2O Cooler
H2O Pump
HOT H2O TK
TANK
Melt Cut WTR Pump
Pellet Cooler Filter DP
2nd Floor
2nd Flr
AC MIX TK
SH MIX TK
SH Storage TK
AC Storage TK
9300 88

DUP 0325944

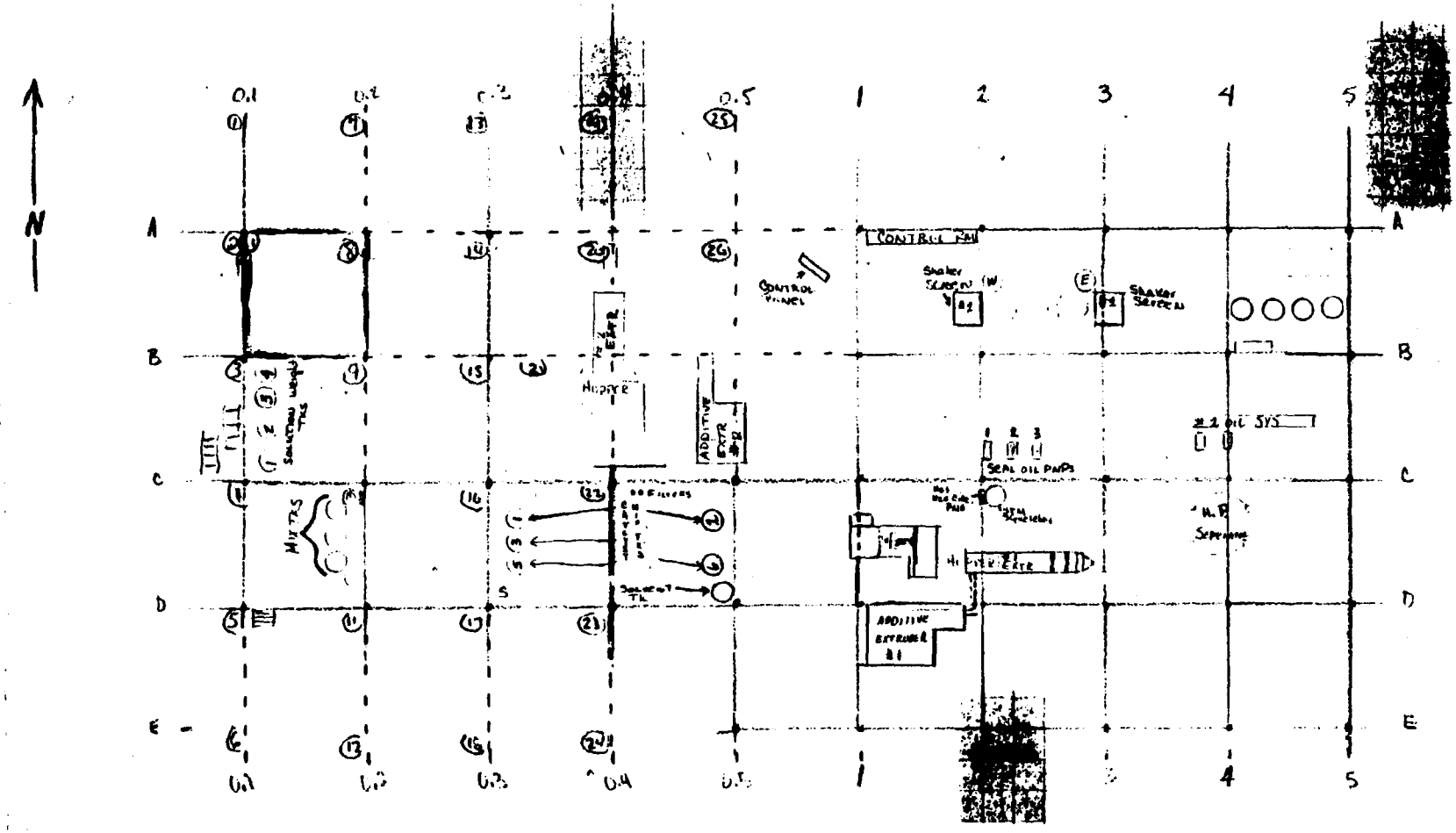
N
0.1
0.2
0.3
0.4
0.5
1
2
3
4
5
A
B
C
D
E
CONTROL PANEL
Shaker Screen
Hopper
ADDITIVE EXTR.
SEAL OIL PUMPS
MIXERS
ADDITIVE EXTRUDER

DUP 0325945

DISPERSION

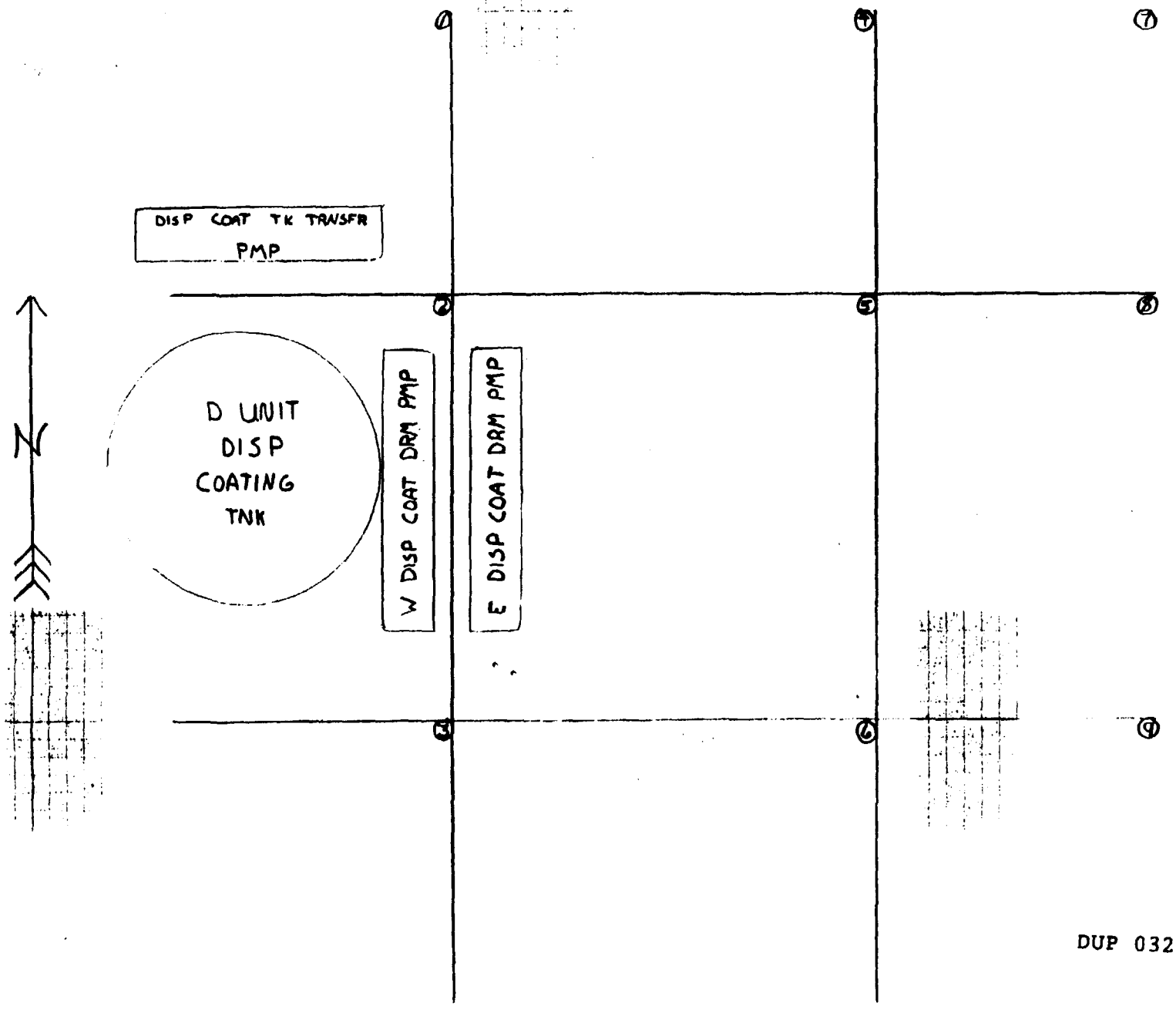

DUP 0325946

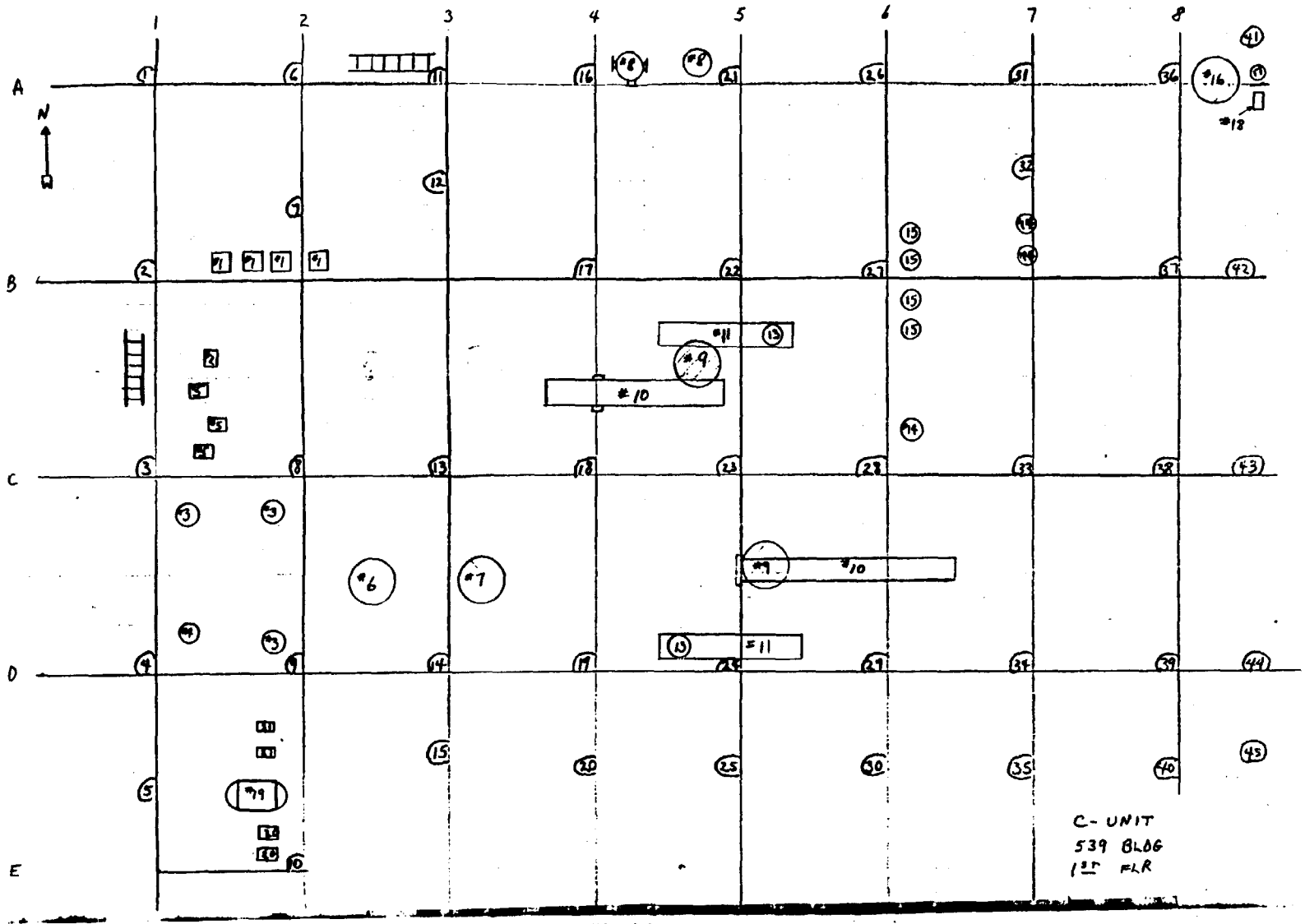

DUP 0325947

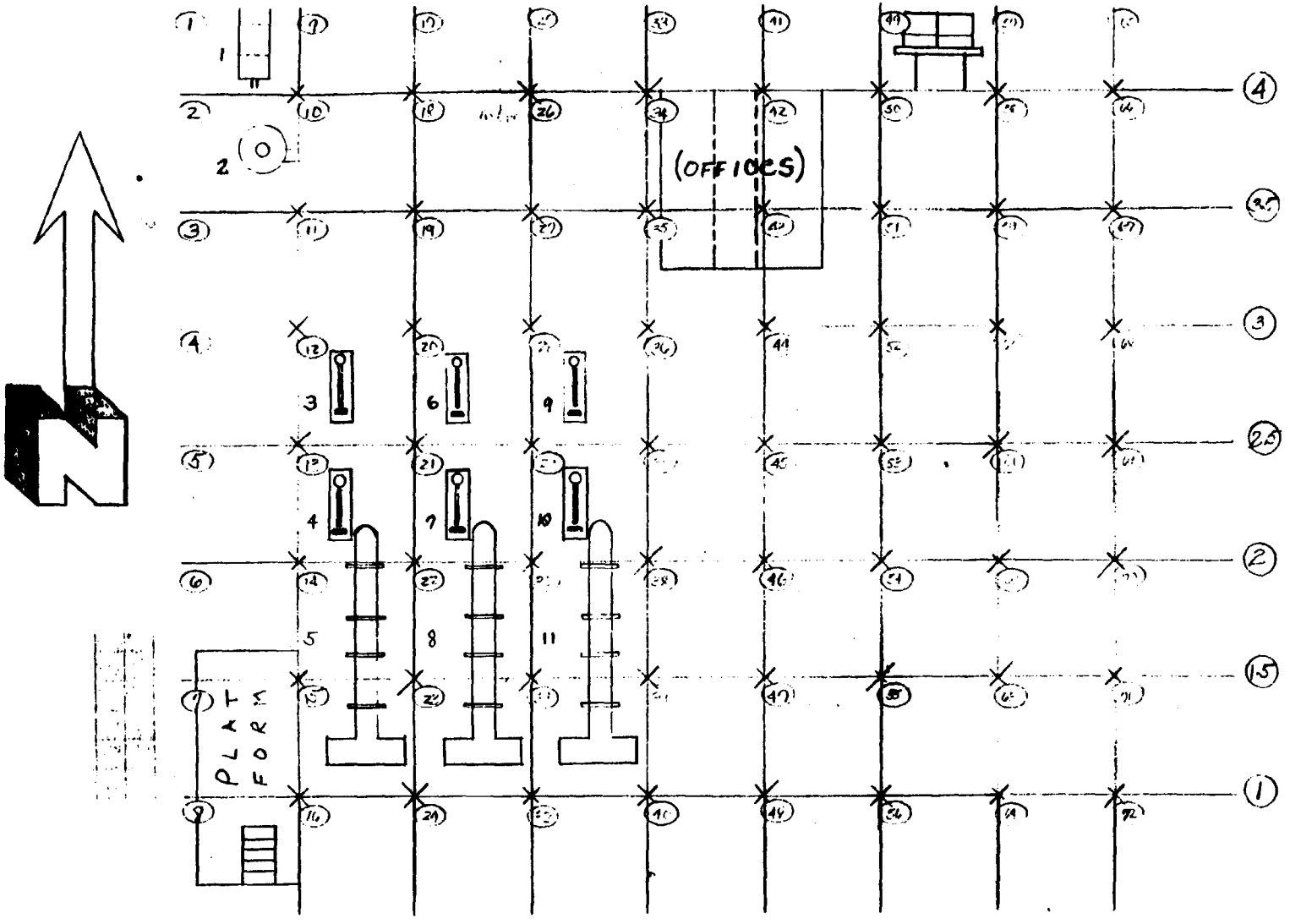

EQUIPMENT

1 H²O Cooler
2 Tank
3 #2 EXT MC Circ Pump
4 #2 Cooling H²O Pump
5 #2 EXTRuder
6 #2 EXT MC Circ Pump
7 #2 Cooling H²O Pump
8 #2 EXTRuder
9 #1 EXT MC Circ Pump
10 #1 Cooling H²O Pump
11 #1 EXTRuder
12 10' Plat Form

1 6 5 Bld
Grids he
7 2 Tota
Grids

DUP 0325948

DISPERSION

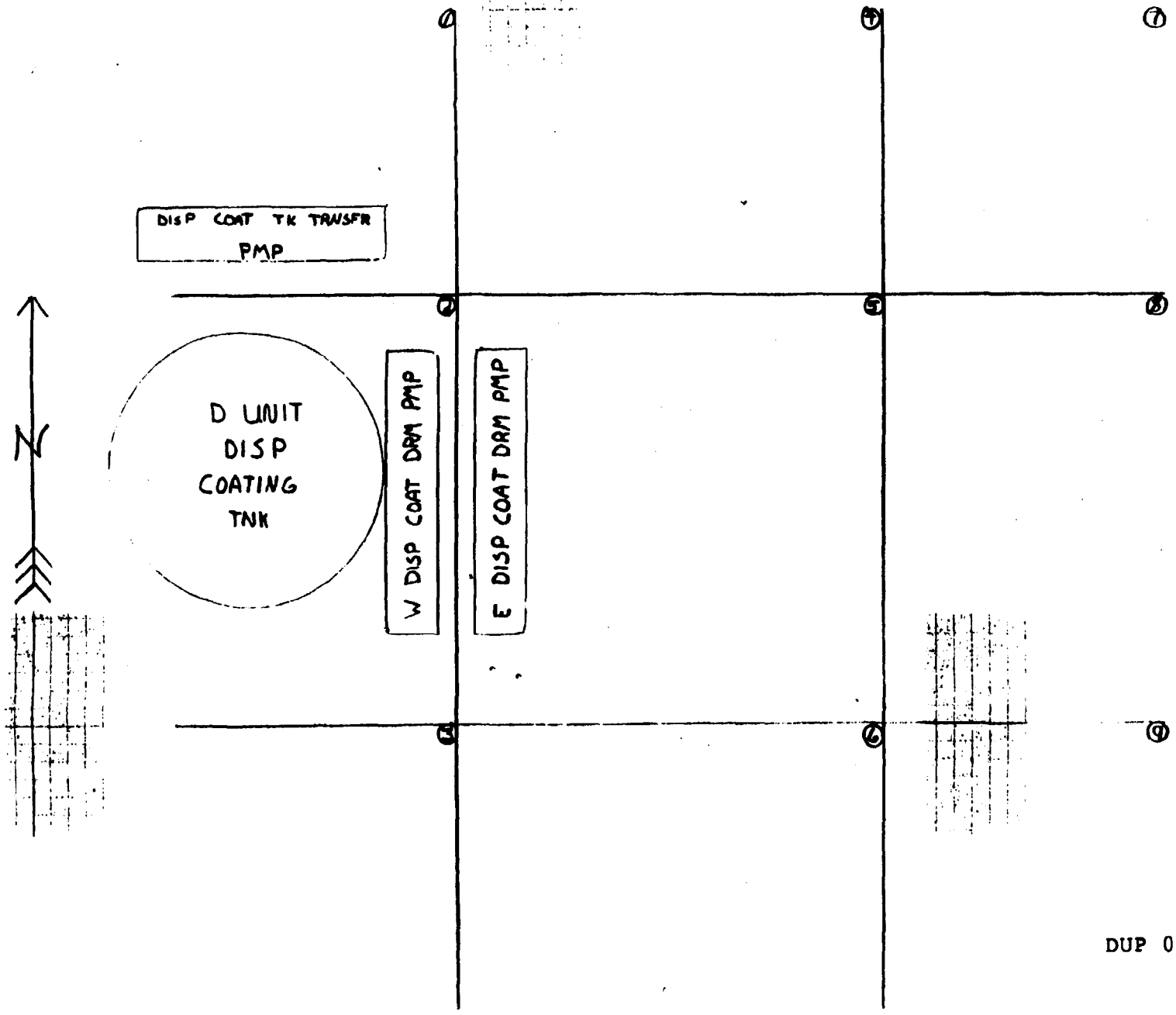

DUP 0325949

PROMOTER TANK FARM-3068 BLDG.-GROUP 2

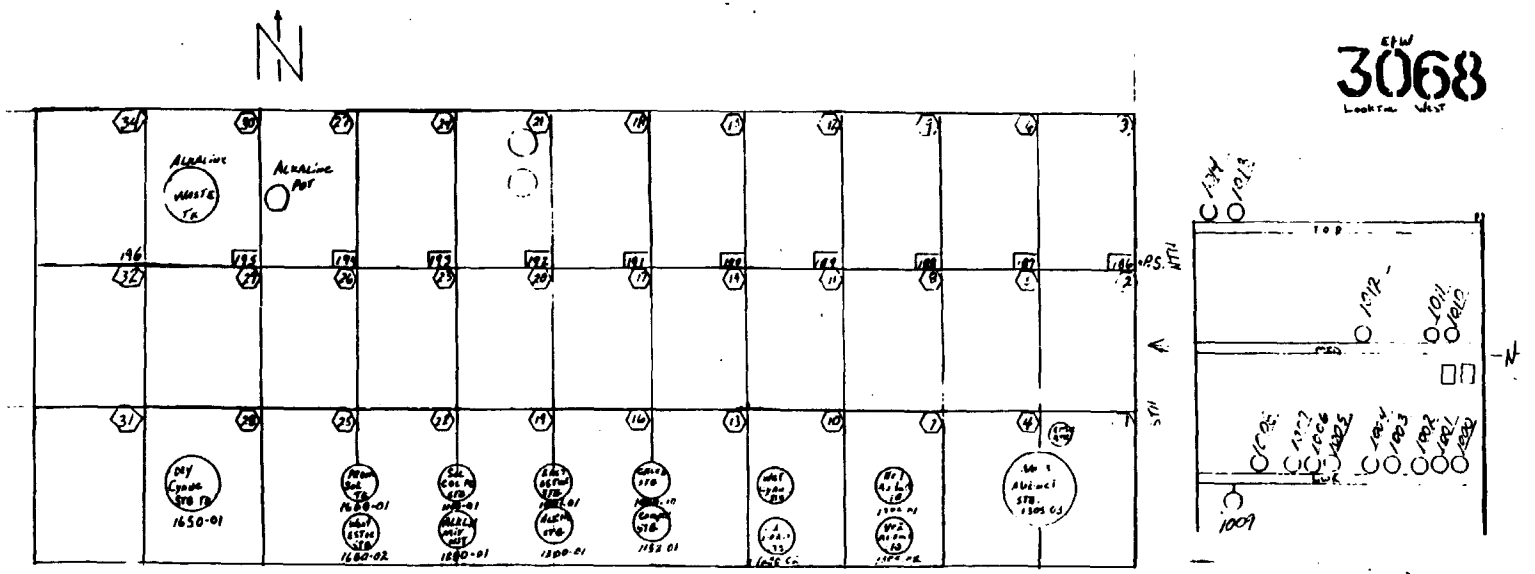

DUP 0325950

3090
HCN TANKS

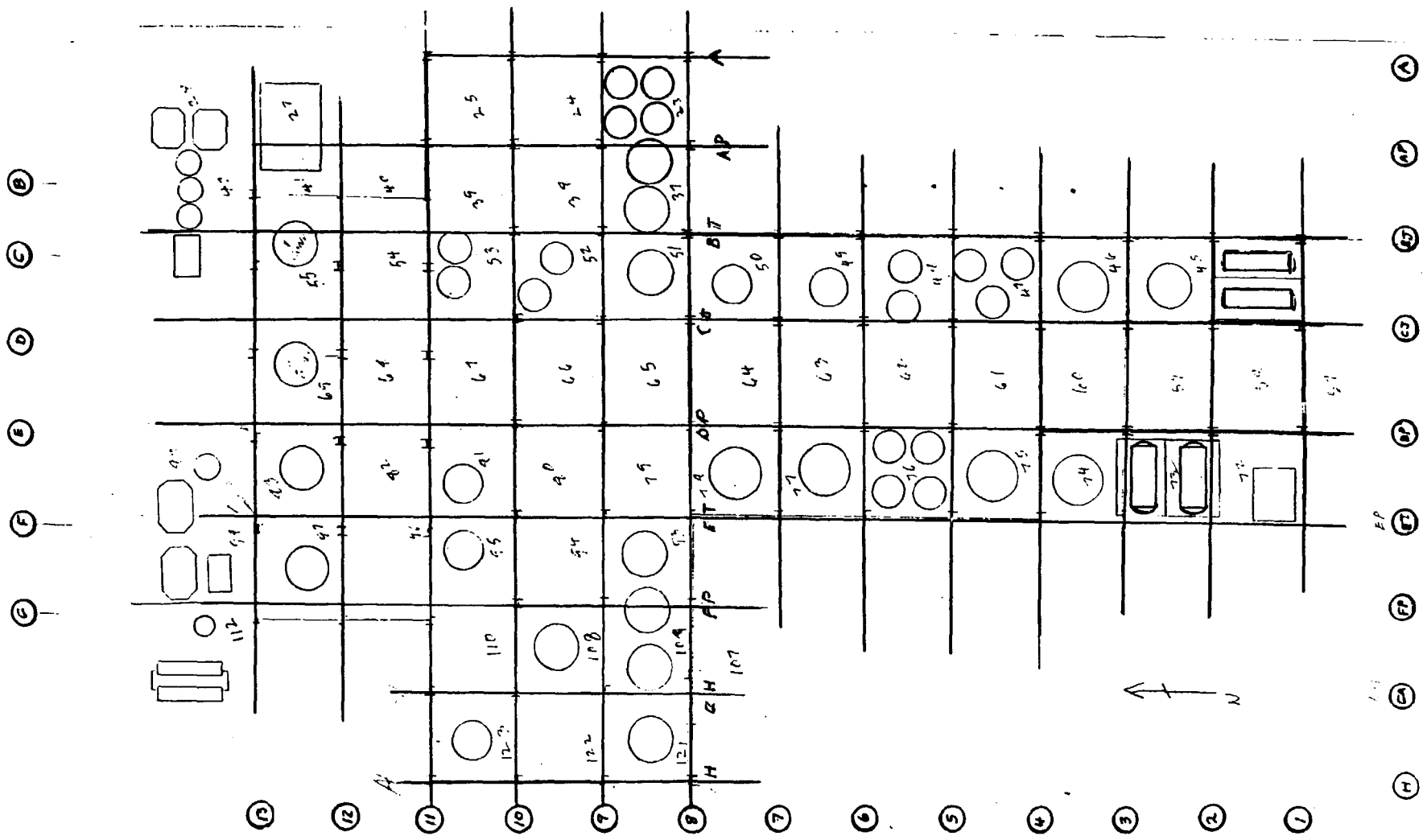

3030 BLDG. GROUP 2

DUP 0325951

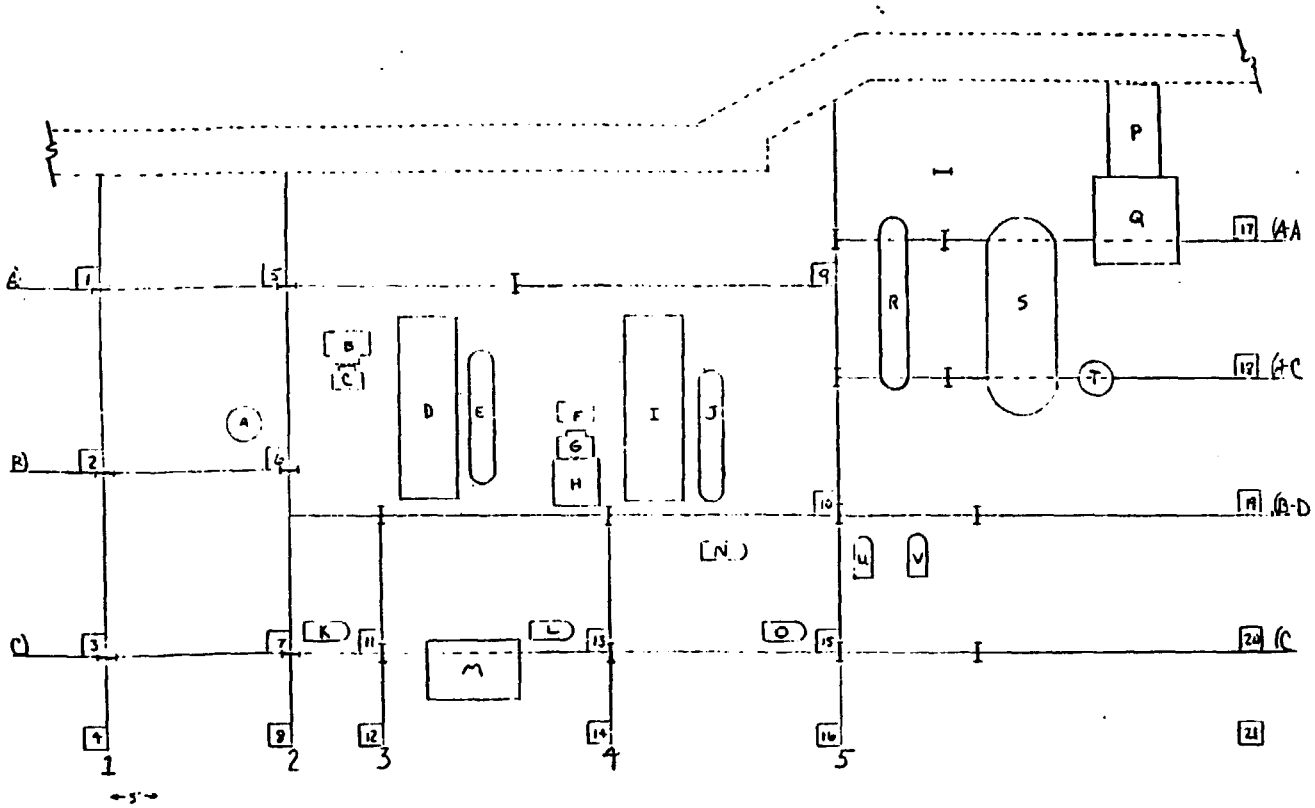

A) BRINE TANK
B) *1 REFRIG SEAL OIL PMP
C) *1 REFRIG TURBINE
D) *1 REFRIG UNIT
E) *1 REFRIG ECONOMIZER
F) *2 REFRIG SEAL OIL PMP
G) *2 REFRIG TURBINE
H) *2 REFRIG TURBINE MOTOR
I) *2 REFRIG UNIT
J) *2 REFRIG ECONOMIZER
K) *1 BRINE PMP
L) *2 BRINE PMP
M) *1 & *2 CONTROL PANELS
N) *4 BRINE PMP
O) *3 BRINE PMP
P) *5 REFRIG MOTOR OIL PMP
Q) *3 REFRIG TURBINE & COMPRESSOR
R) *3 REFRIG ECONOMIZER
S) *3 REFRIG UNIT
T) *3 REFRIG ECONOMIZER
U) *5 BRINE PMP
V) *6 BRINE PMP

REFRIG BLDG 3032 - GROUP 5

DUP 0325952

BOILERS- BLDG. 3060 - GROUP 6

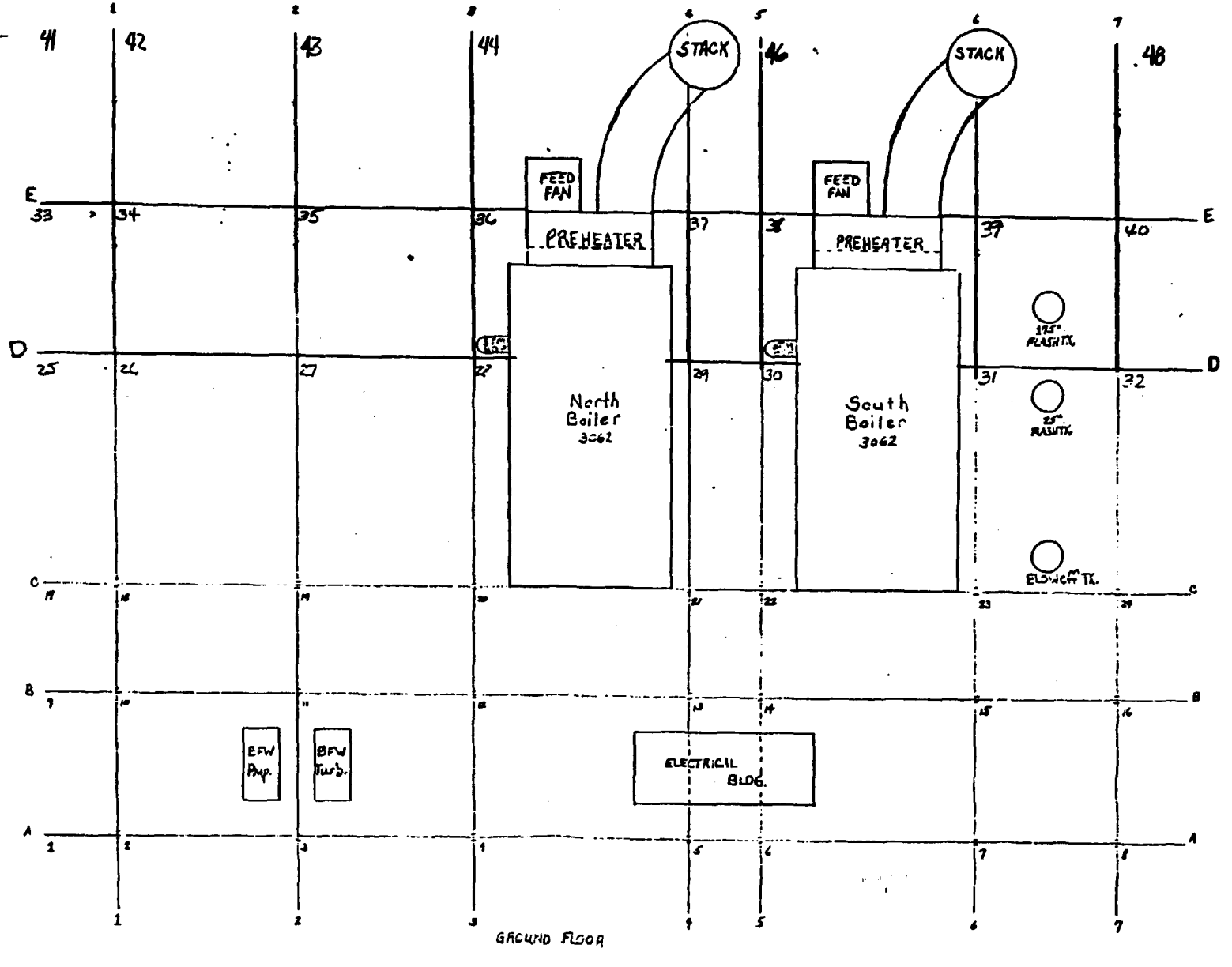

DUP 0325953

OPERATING FLARE STACK — GROUP 7

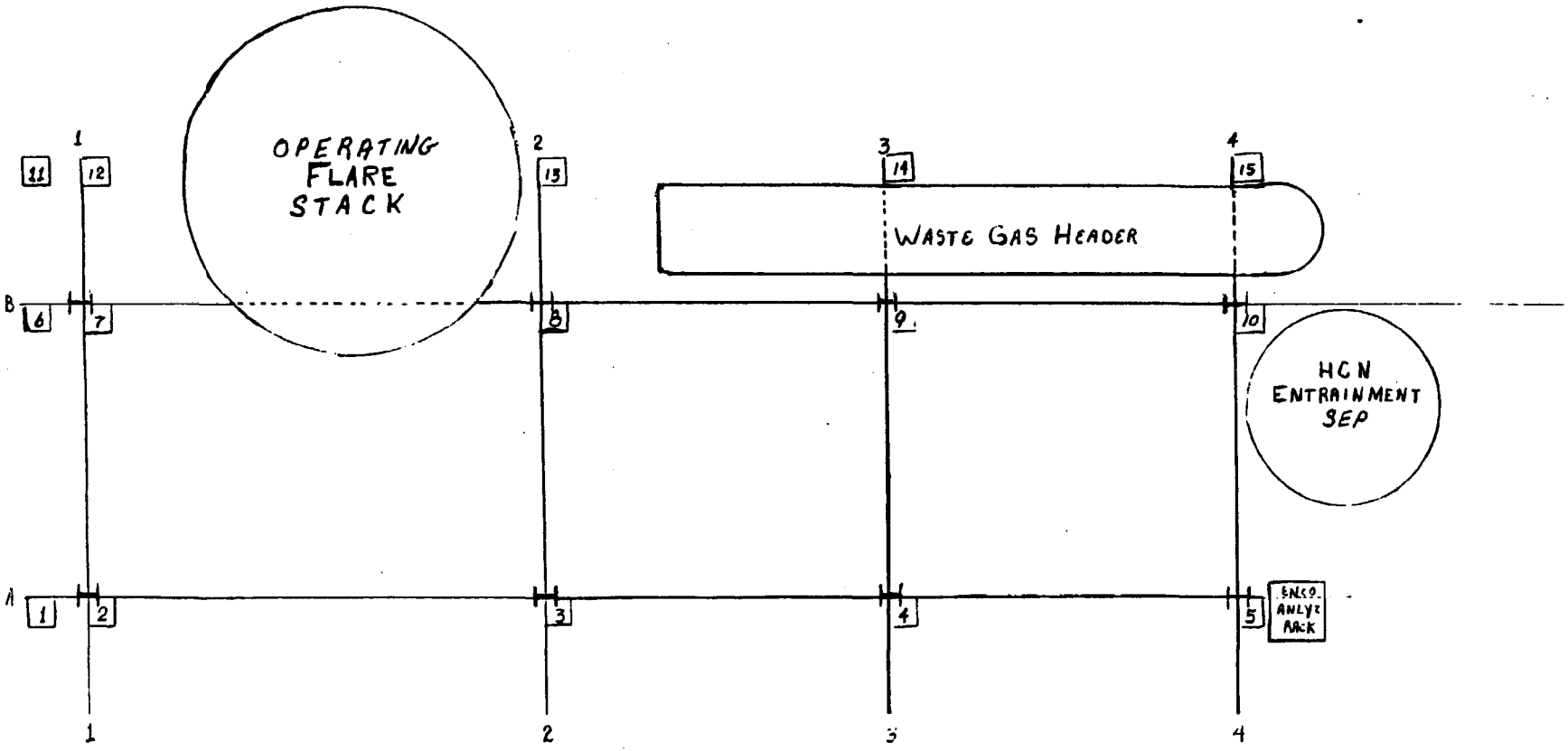

GROUND FLOOR

DUP 0325954

DUP 0325955
3030 BLDG. GROUP 2

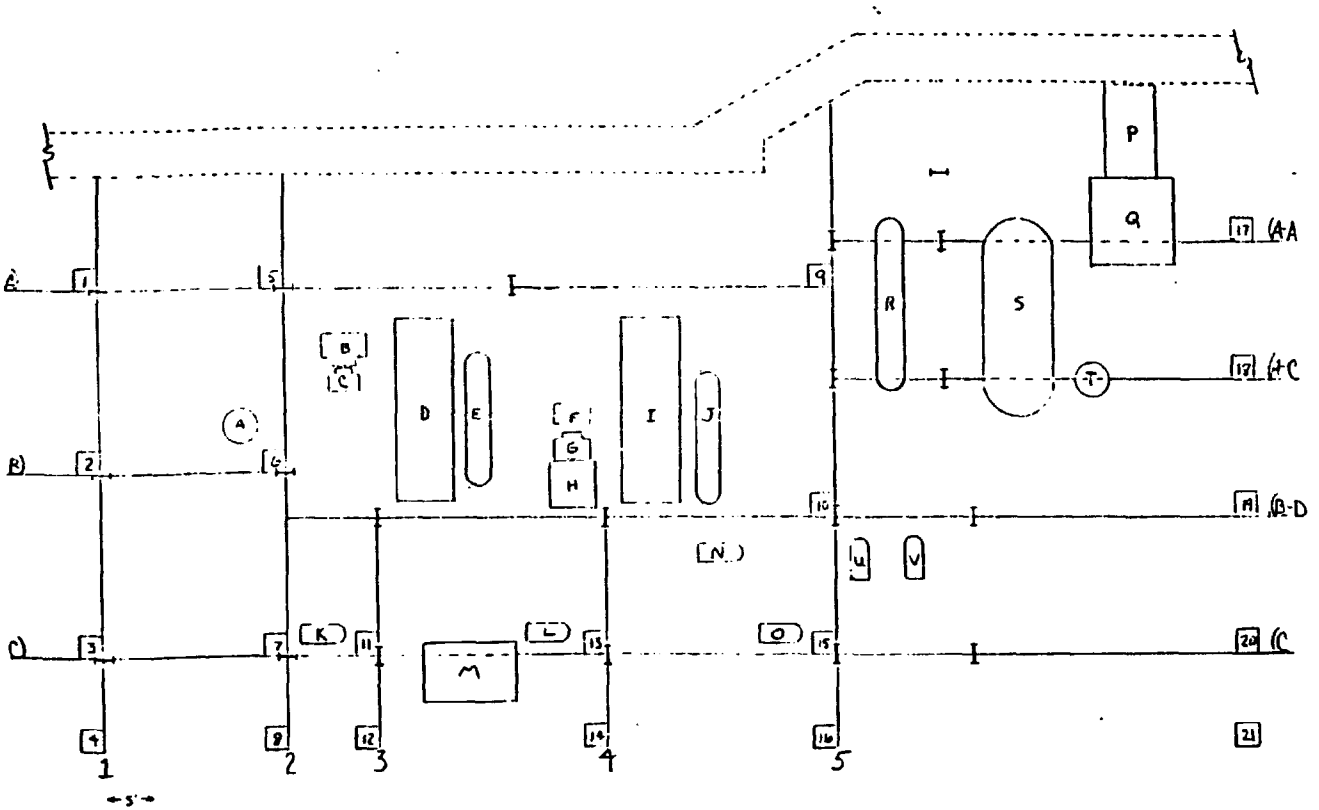

A) BRINE TANK
B) *1 REFRIG SEAL OIL PMP
C) *1 REFRIG TURBINE
D) *1 REFRIG UNIT
E) *1 REFRIG ECONOMIZER
F) *2 REFRIG SEAL OIL PMP
G) *2 REFRIG TURBINE
H) *2 REFRIG TURBINE MOTOR
I) *2 REFRIG UNIT
J) *2 REFRIG ECONOMIZER
K) *1 BRINE PMP
L) *2 BRINE PMP
M) *1 *2 CONTROL PANELS
N) *4 BRINE PMP
O) *3 BRINE PMP
P) *3 REFRIG MOTOR OIL PMP
Q) *3 REFRIG TURBINE & COMPRESSOR
R) *3 REFRIG ECONOMIZER
S) *3 REFRIG UNIT
T) *3 REFRIG ECONOMIZER
U) *5 BRINE PMP
V) *6 BRINE PMP

REFRIG BLDG 3032 - GROUP 5

DUP 0325956

BOILERS- BLDG. 3060 - GROUP 6

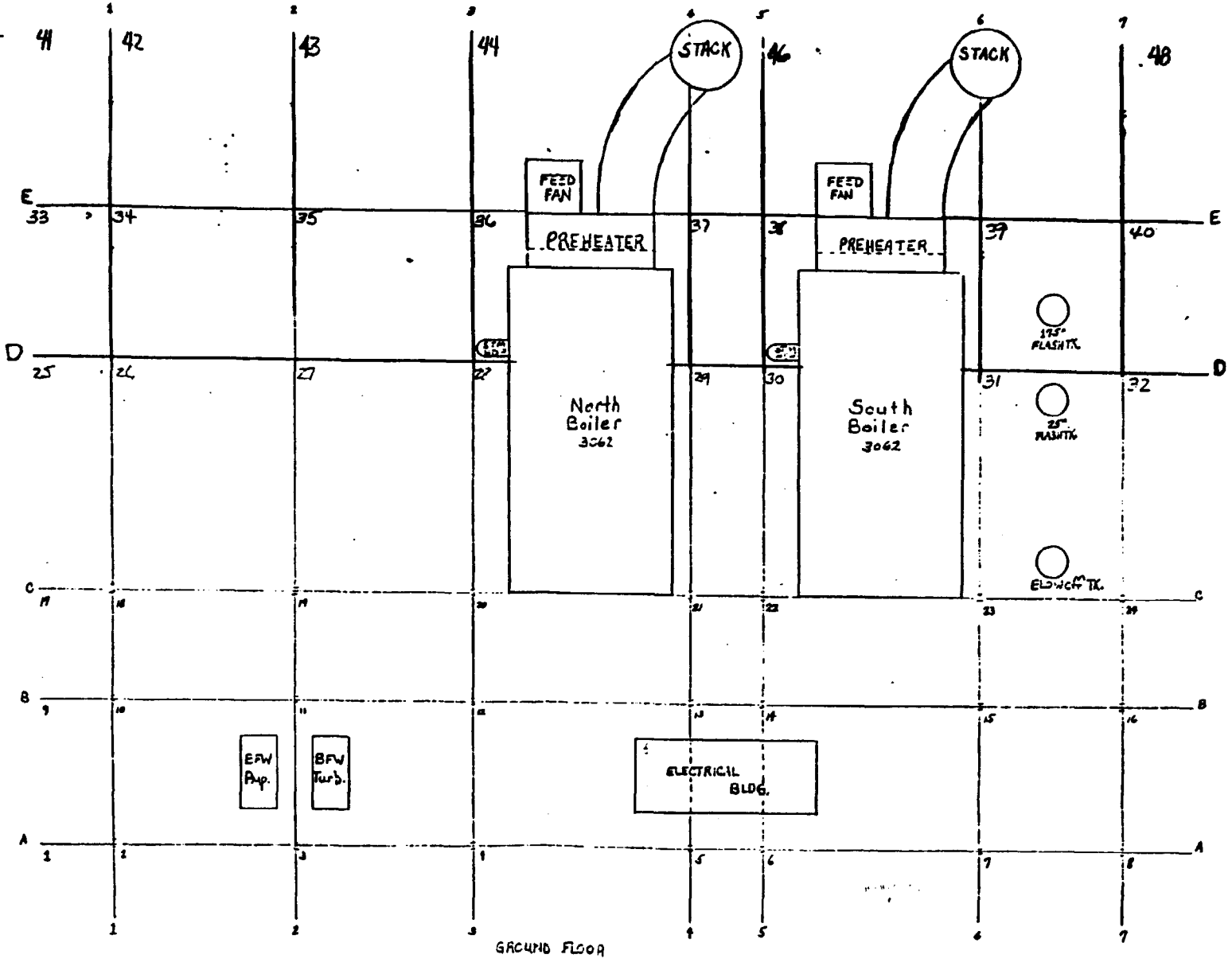

DUP 0325957

OPERATING FLARE STACK — GROUP 7

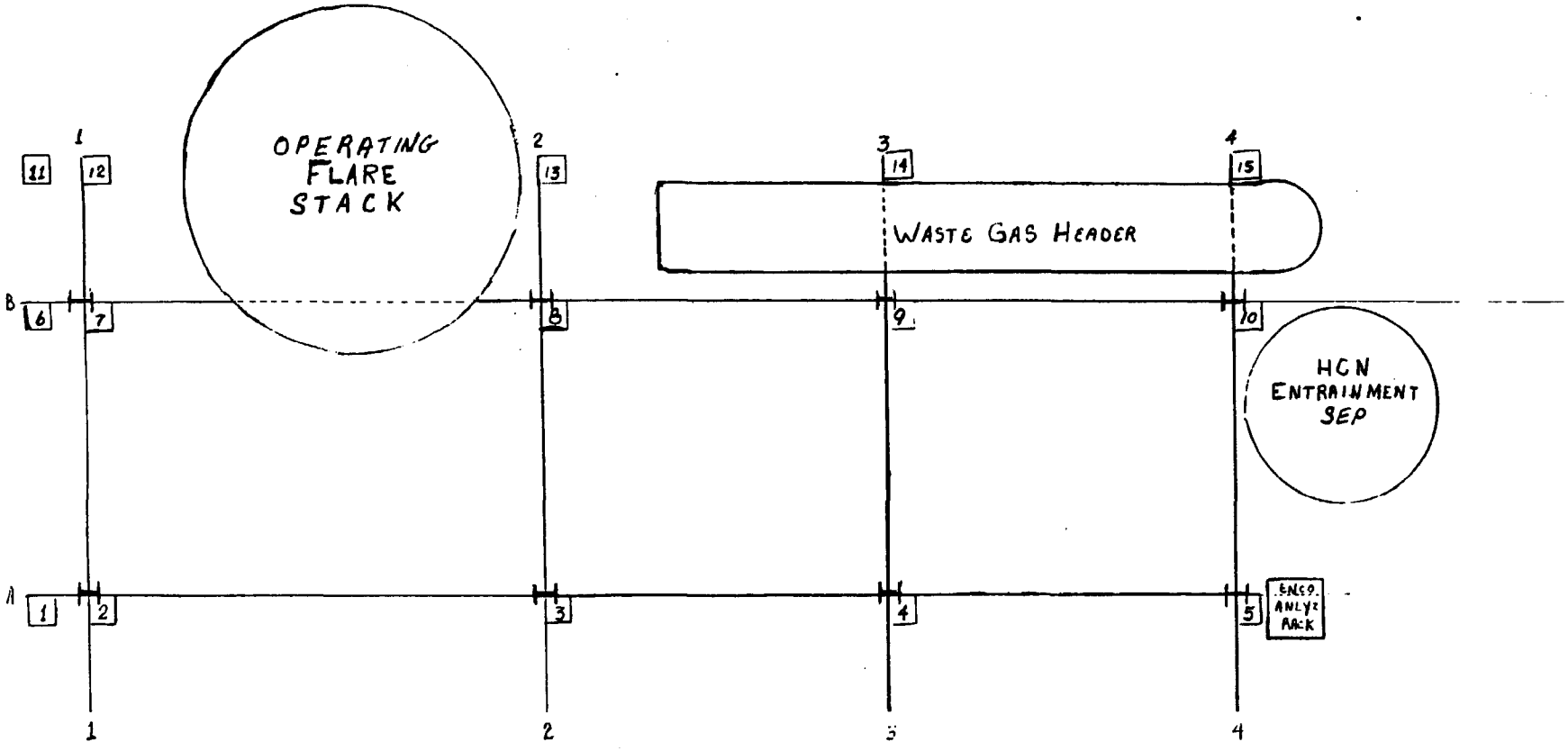

GROUND FLOOR

DUP 0325958

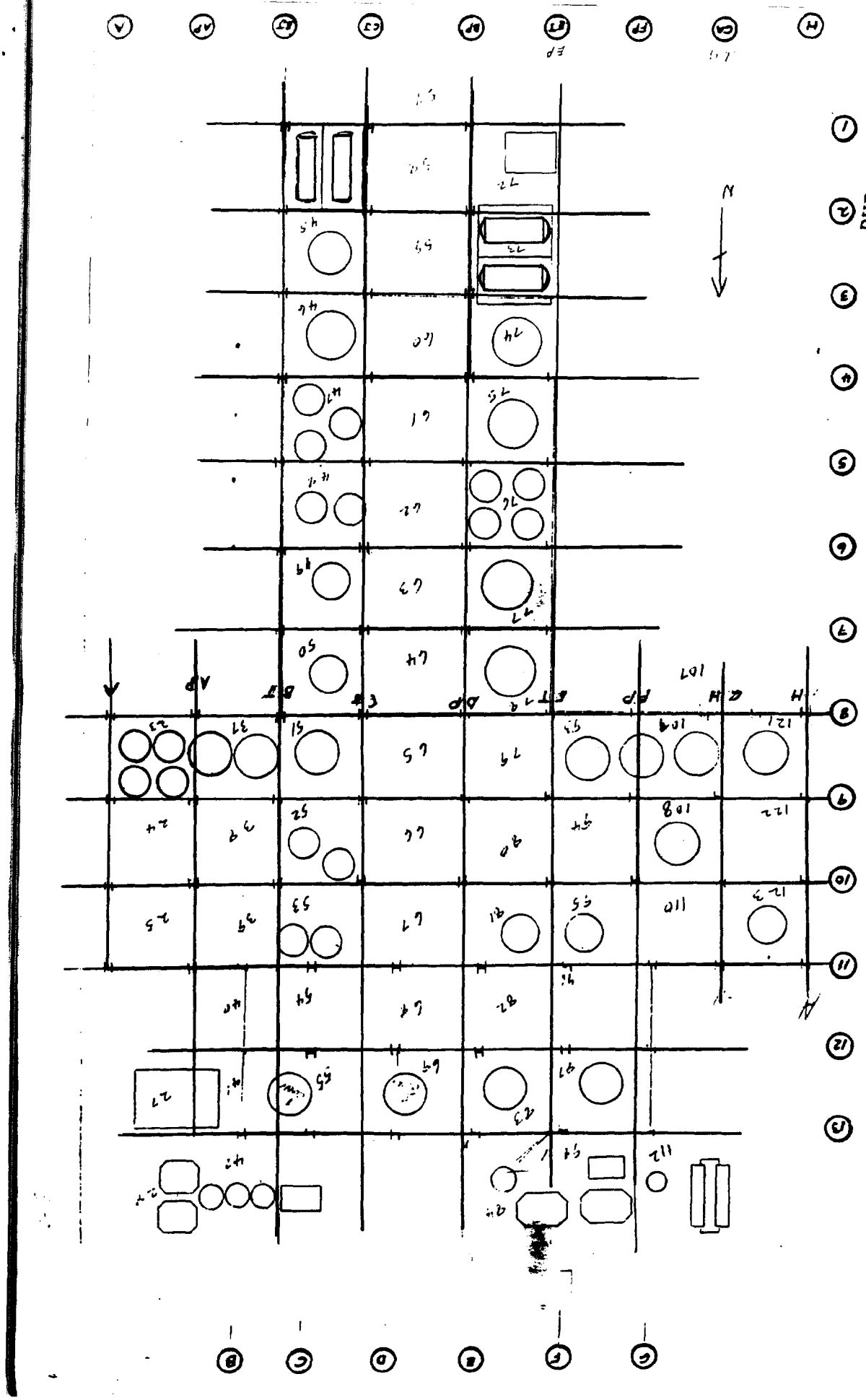

DUP 0325959

3030 BLDG. GROUP 2

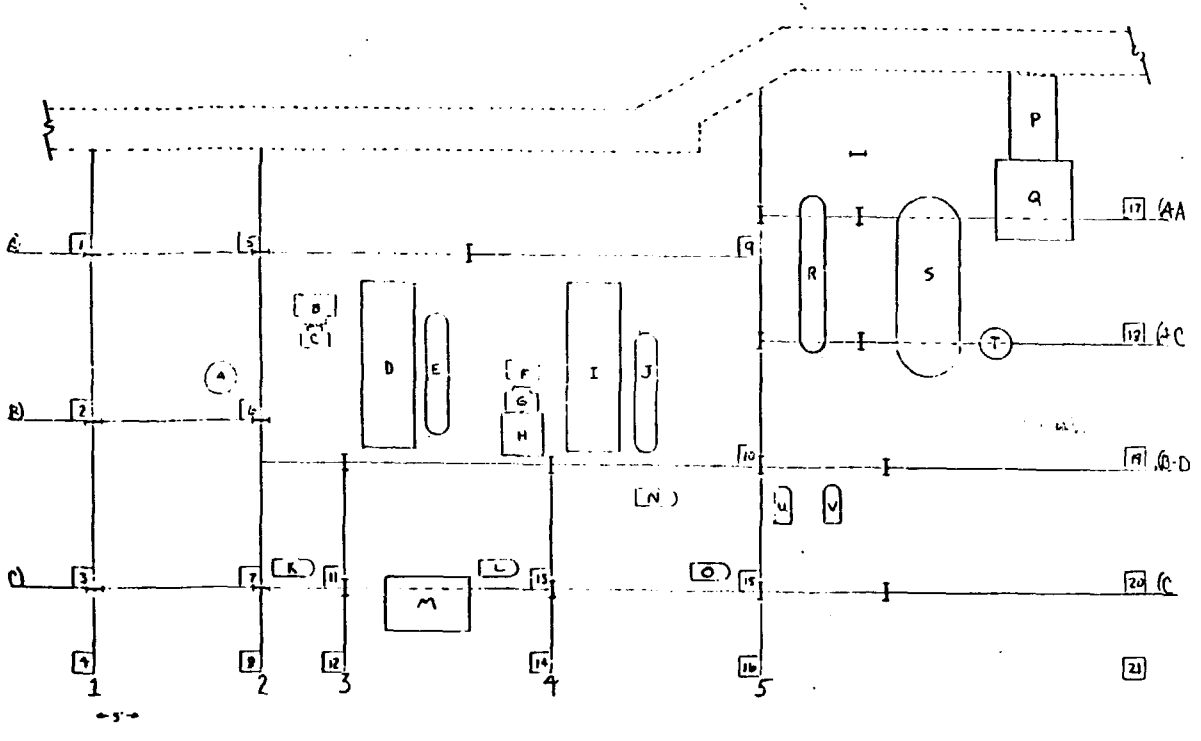

A) BRINE TANK
B) #1 REFRIG SEAL OIL PMP
C) #1 REFRIG TURBINE
D) #1 REFRIG UNIT
E) #1 REFRIG ECONOMIZER
F) #2 REFRIG SEAL OIL PMP
G) #2 REFRIG TURBINE
H) #2 REFRIG TURBINE ECONOMIZER
I) #2 REFRIG UNIT
J) #2 REFRIG ECONOMIZER
K) #1 BRINE PMP
L) #2 BRINE PMP
M) #1 & #2 CONTROL PANELS
N) #4 BRINE PMP
O) #3 BRINE PMP
P) #5 REFRIG MOTOR OIL PMP
Q) #3 REFRIG TURBINE & COMPRESSOR
R) #3 REFRIG ECONOMIZER
S) #5 REFRIG UNIT
T) #5 REFRIG ECONOMIZER
U) #5 BRINE PMP
V) #6 BRINE PMP

REFRIG BLDG 3032 - GROUP 5

DUP 0325960

BOILERS- BLDG. 3060 - GROUP 6

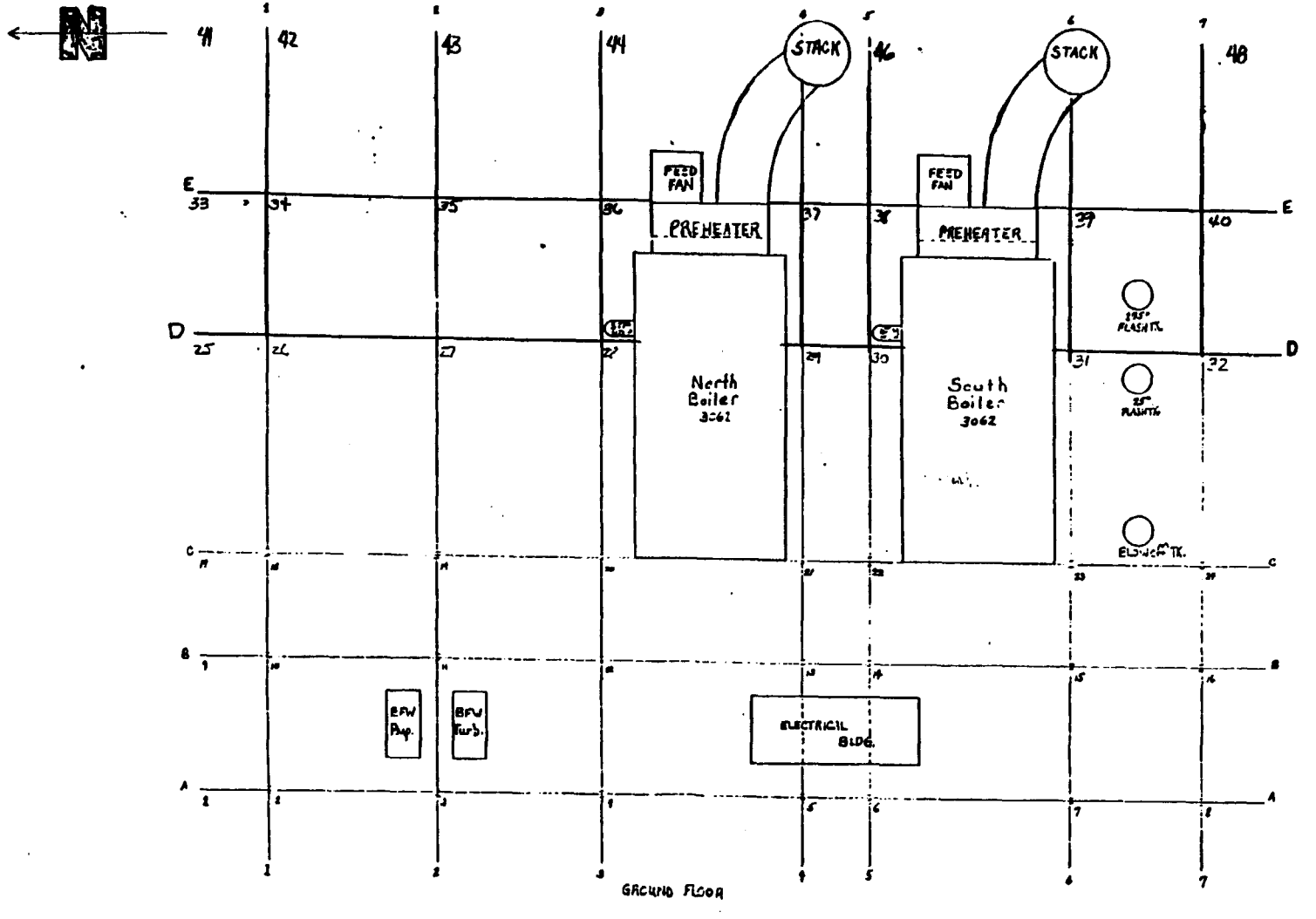

DUP 0325961

OPERATING FLARE STACK — GROUP 7

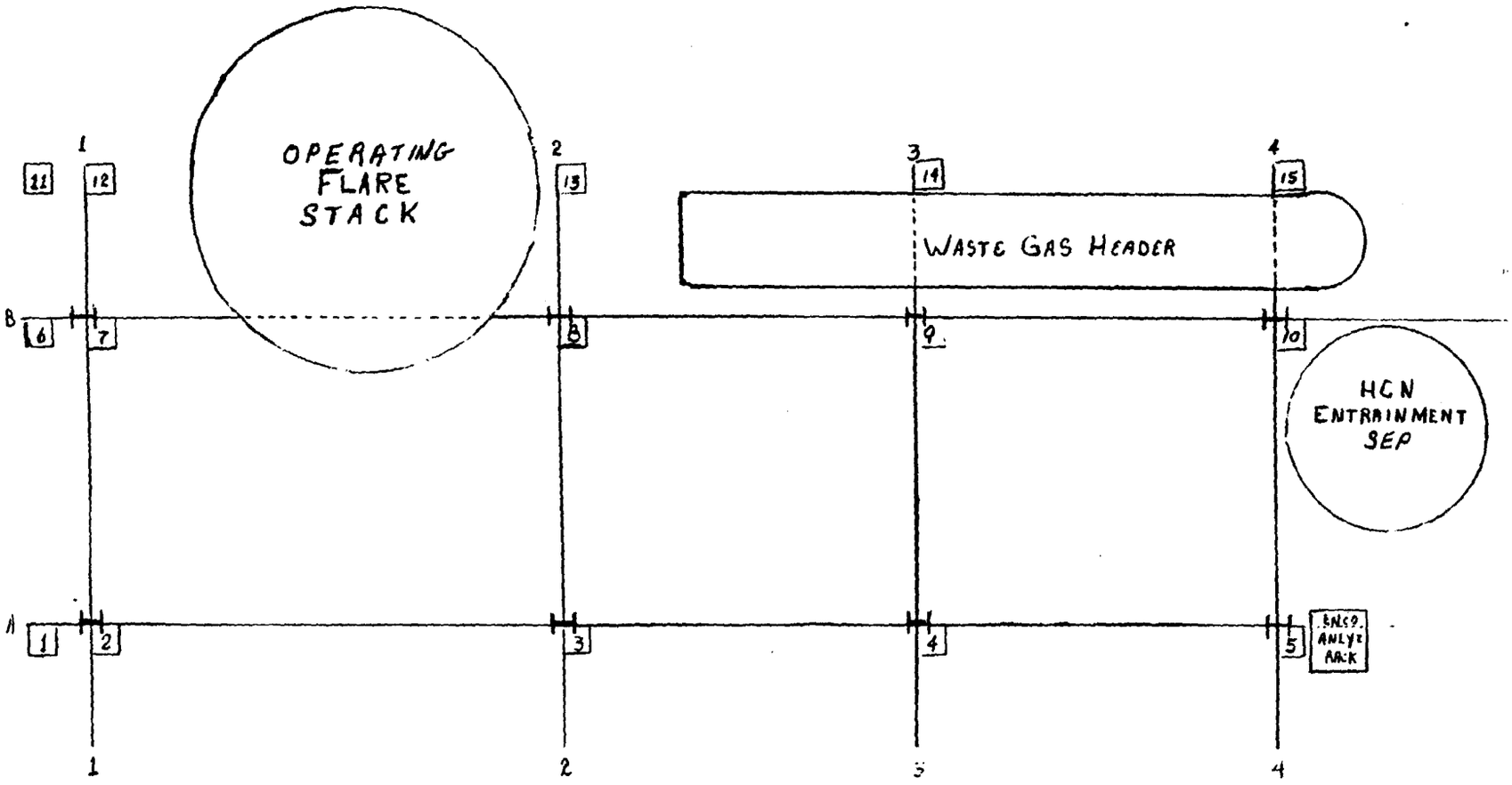

GROUND FLOOR

DUP 0325962

SYNTHESIS-3040 BLDG.- GROUP 3

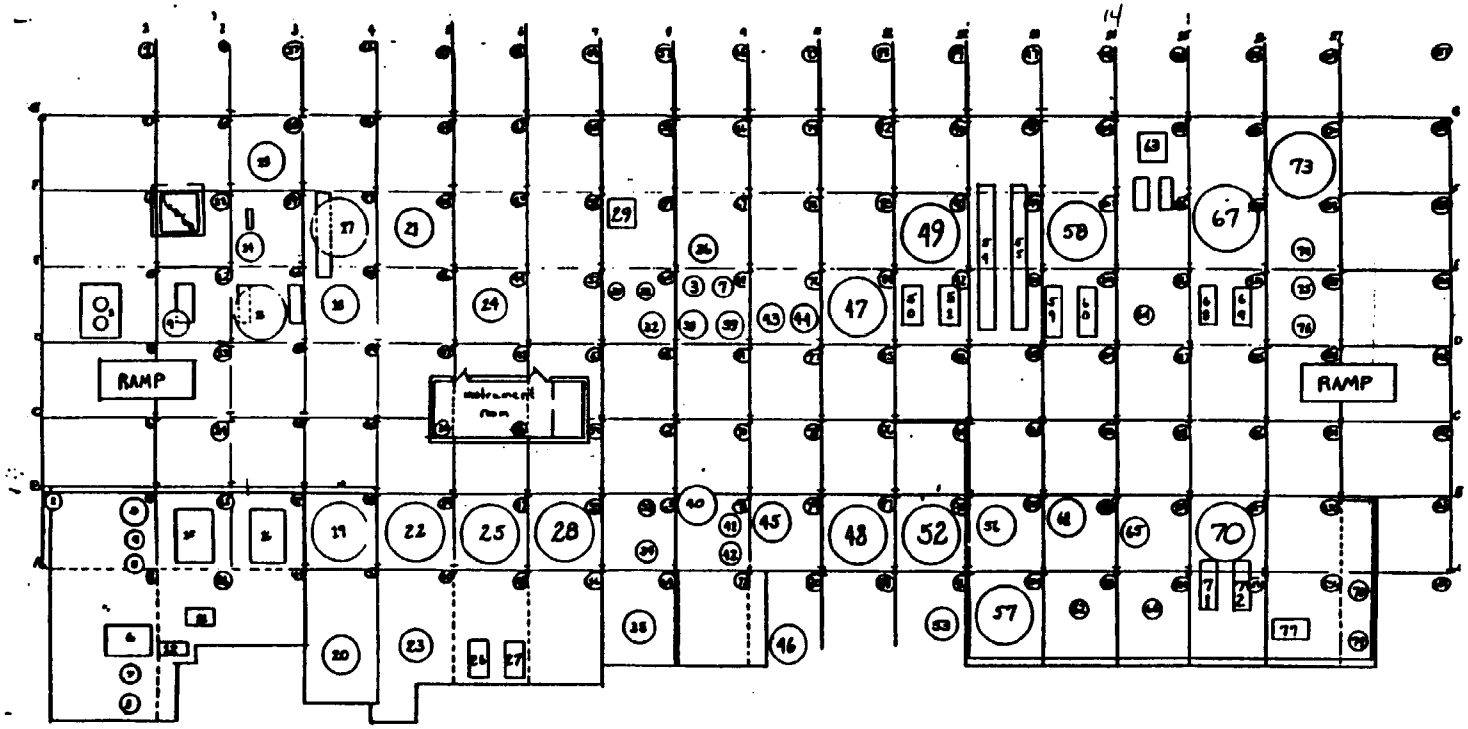

DUP 0325963

3050 BLDG. GROUP 4

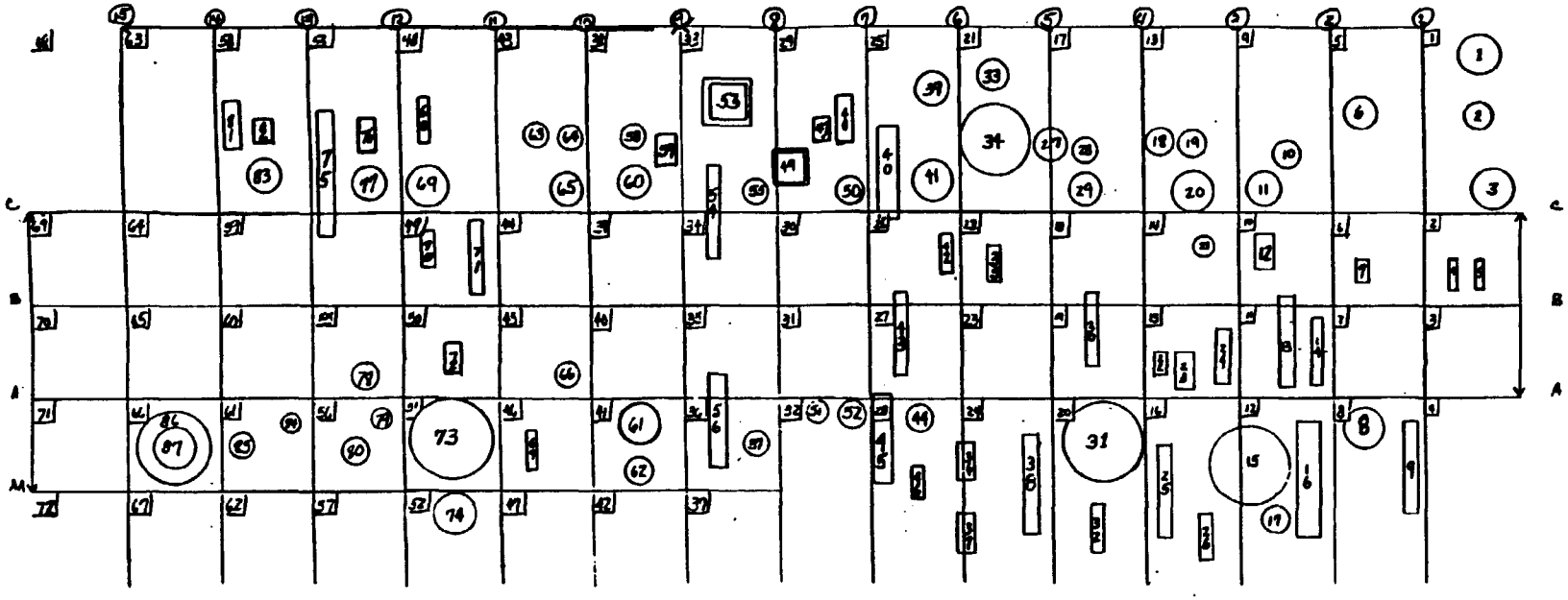

1 175# Flash. TK. 1040-1.1
2 Atmos. Flash TK. 1040-3
3 25# Flash TK. 1040-2
4 W. 25# Flash TK. Pmp 1040-9
5 E. 25# Flash TK. Pmp 1040-7
6 Flash TK. Dp. Separ. 1040-10
7 Swing Jet K.O.P. Pmp 1215-6
8 ADN Col. 1212-1
9 OLD ADN Col. Col. 1212-15.01
10 WFE TAILS TK. 1264-04
11 HEAD TK. Abandd. 1255-13.1
12 WRC Reflux Pmp. 1102-6
13 PC./Recycle MGN FD. Preheat. 1210-20+21
14 PC FD. Preheat. 1210-22
15 MGN Purge Conc. Col. 1210-1
16 PC Col. Col. 1210-15
17 P.C. Col. Cond. Pot. 1210-4
18 2PN Degas Pmp. 1252-7
19 2PN Degas Pmp. 1252-7
20 OLD ZM3 Col. 1255-1
21 Vent HDR. P.O.T.
22 MGN Col. Spray Cond. Circ. Pmp 1209-7
23
24 MGN Tails Cooler 1210-18
25 MGN Col. Col. 1209-15
26 PC Col. Col. Circ. Pmp 1210-08
27 L.B. Head TK 1152-13.01
28 Low Boiler Col. Col. 1152-15
29 Low Boiler Col. 1152-1
30 Low Boiler Col FD. Preheat 1152-20
31 MGN Col 1209-1
32 MGN Col. Col. Circ Pmp 1209-8
33 2PN Col. Col. 1305-16
34 2PN Col. 1305-1
35 2PN Col. Tails Pmp. 1305-10
36 Crane Rec. Col./Step II Flasher Make FD Preheat 1254-22
37 MGN Recycle Prehtr. 1209-17
38 Low BOILER Col. FD. Prehtr. 1209-18
39 2PN Col Cond. TK. 1305-4
40 EXT. Flasher Col. 1201-15
41 2PN Col. Heads TK. 1305-13.01
42 2PN Col. Make Pmp. 1305-06
43 CRC/3PN Make Proc. Exchan. 1254-20
44 Crane Recovery Col. 1254-1
45 Crane Recycle Col. Col. 1254-15
46 1254-8
47 EXT. Flasher Tails Pmp. 1201-10
48 EXT. Flasher Circ. Pmp. 1201-8
49 Aqueous Sump
50 EXT. Flasher 1201-1
51 WORC 1204-1
52 Crane Recycle Col. Head TK 1254-13.1
53 Organic Sump
54 ZM3 Col. Tails 1150-20
55 ZM3 Side Draw CLR.
56 3PN Col. Spray Cond. CLR. 1253.18
57 3PN Refrig. Make TK. 1253-3
58 ZM3 Col. Col. 1150-15
59 Spiral Exchanger
60 ZM3 Col. 1150-1
61 3PN Col. 1253-1
62
63 Recycle "L" Pre Flasher Prehtr. 1252-15
64 Recycle "L" Pre Flasher Prehtr. 1252-16
65 Cond. Head TK. 1150-13.1
66 3PN Cond. TK.
67 DN Col. Cond. Circ. Pmp. 1257-7
68 Crane Pre Flasher Tails Pmp 1252-10
69 Crane Pre Flasher 1252-01
70 Crane Pre Flasher Make Pmp 1252-06
71 3PN Feed Heater 1253-15
72 DN Col. Tails Pmp 1257-10
73 DN Col. 1257-1
74 DN Col. By Pass Hold up TK. 1257-3
75 Recycle "L" Col Col. 1215-15
76 N. Recycle "L" Col. Make Pmp 1251-6
77 Recycle "L" Make TK. 1251-13
78 DN Col. Cond. TK
79 Hot Well
80 DN Col. Col 1257-16
81 Recycle "L" Col. Col. Circ. Pmp
82 Recycle Tails Spiral Exch.
83 Recycle "L" Col. 1251-1
84 ADN Ref. Col. Cond. TK. 1312-4
85 ADN Col. Col. 1312-15
86 ADN Ref. Col. Spray Cond 1312-5
87 ADN Ref Col. 1312-1

DUP 0325964

TANK FARM—BLDG 3045 & 3047 — GROUP 9

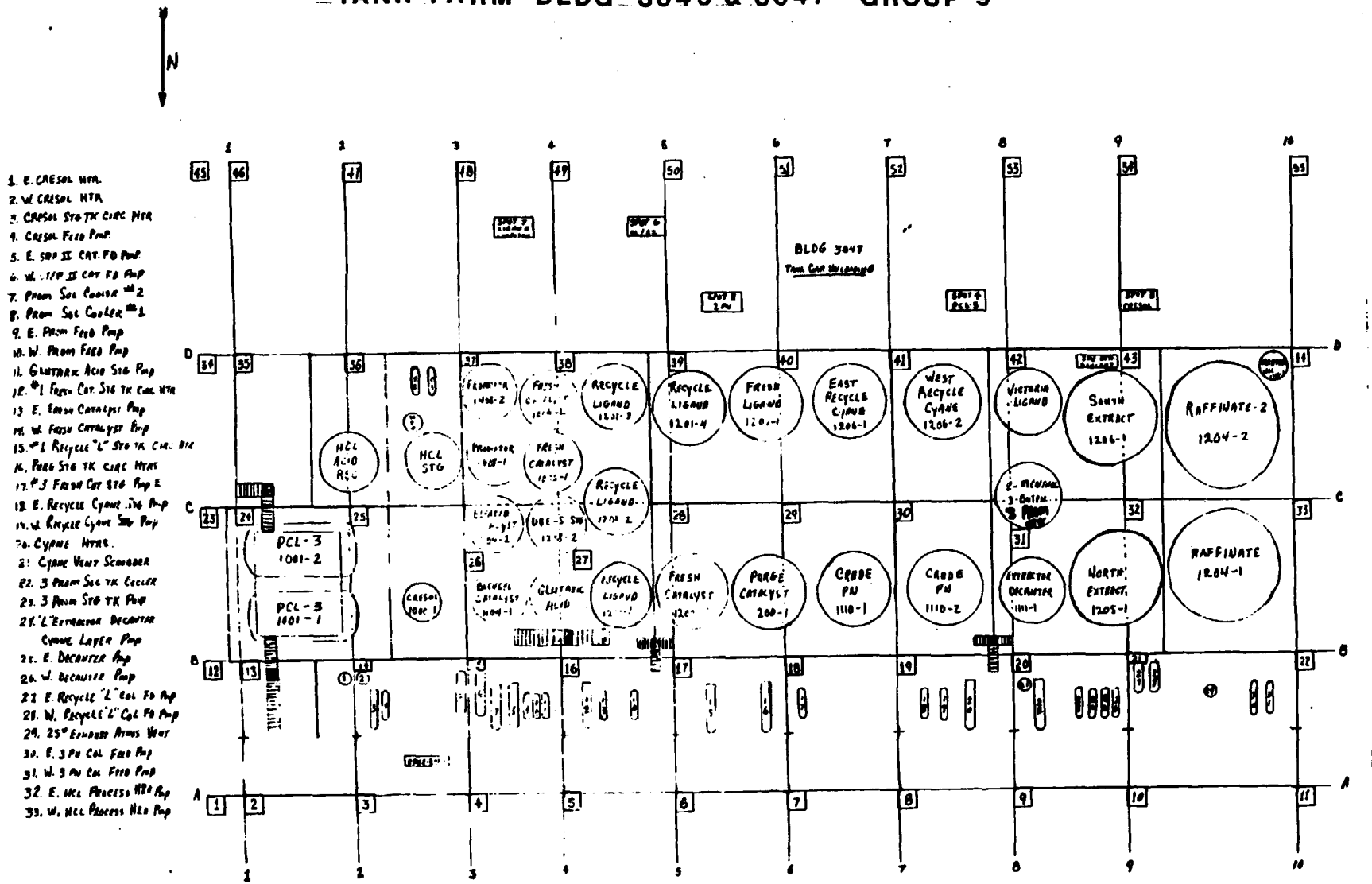

DUP 0325965

TANK FARM—3055 BLDG.- GROUP 10

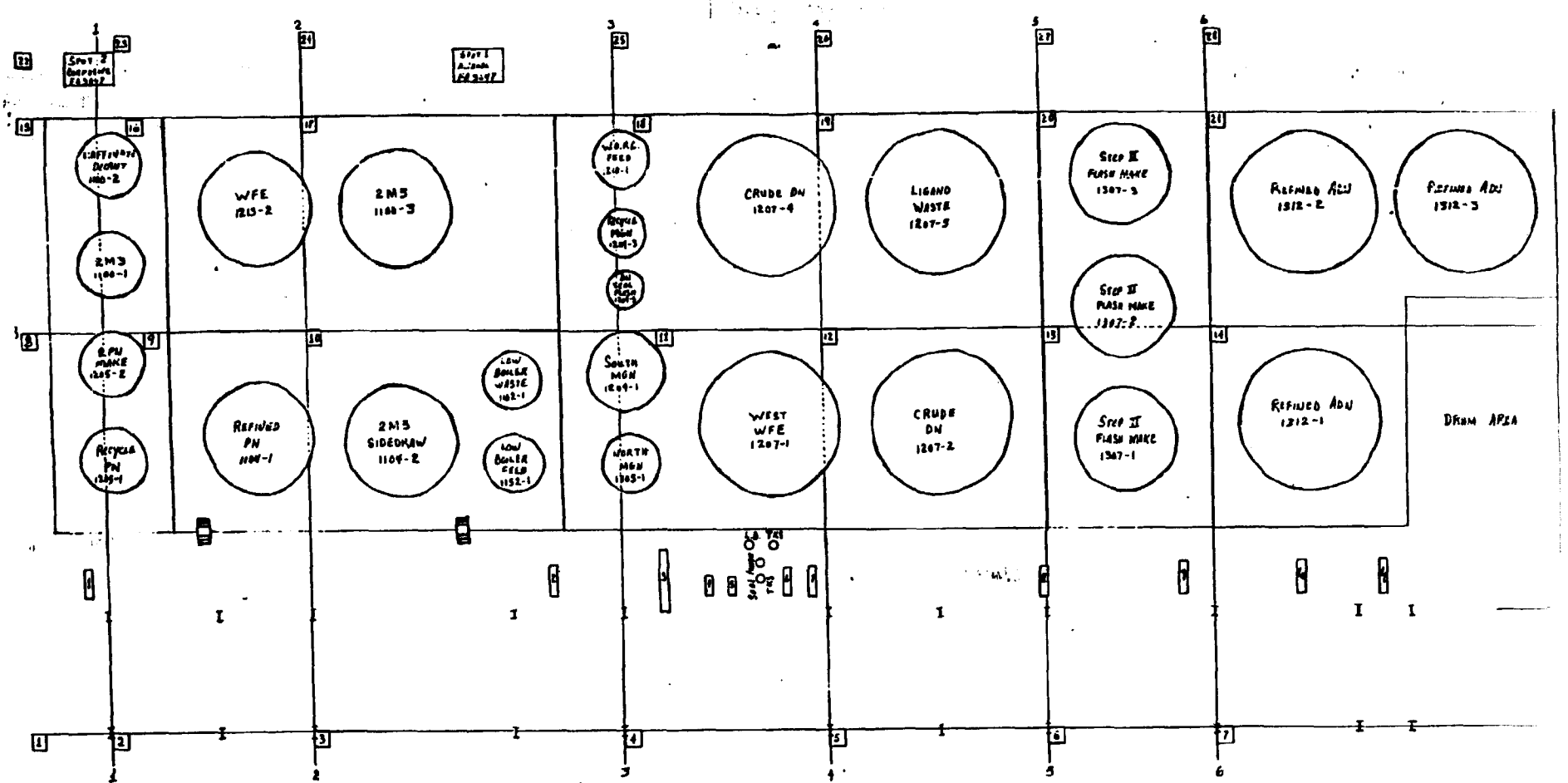

DUP 0325966

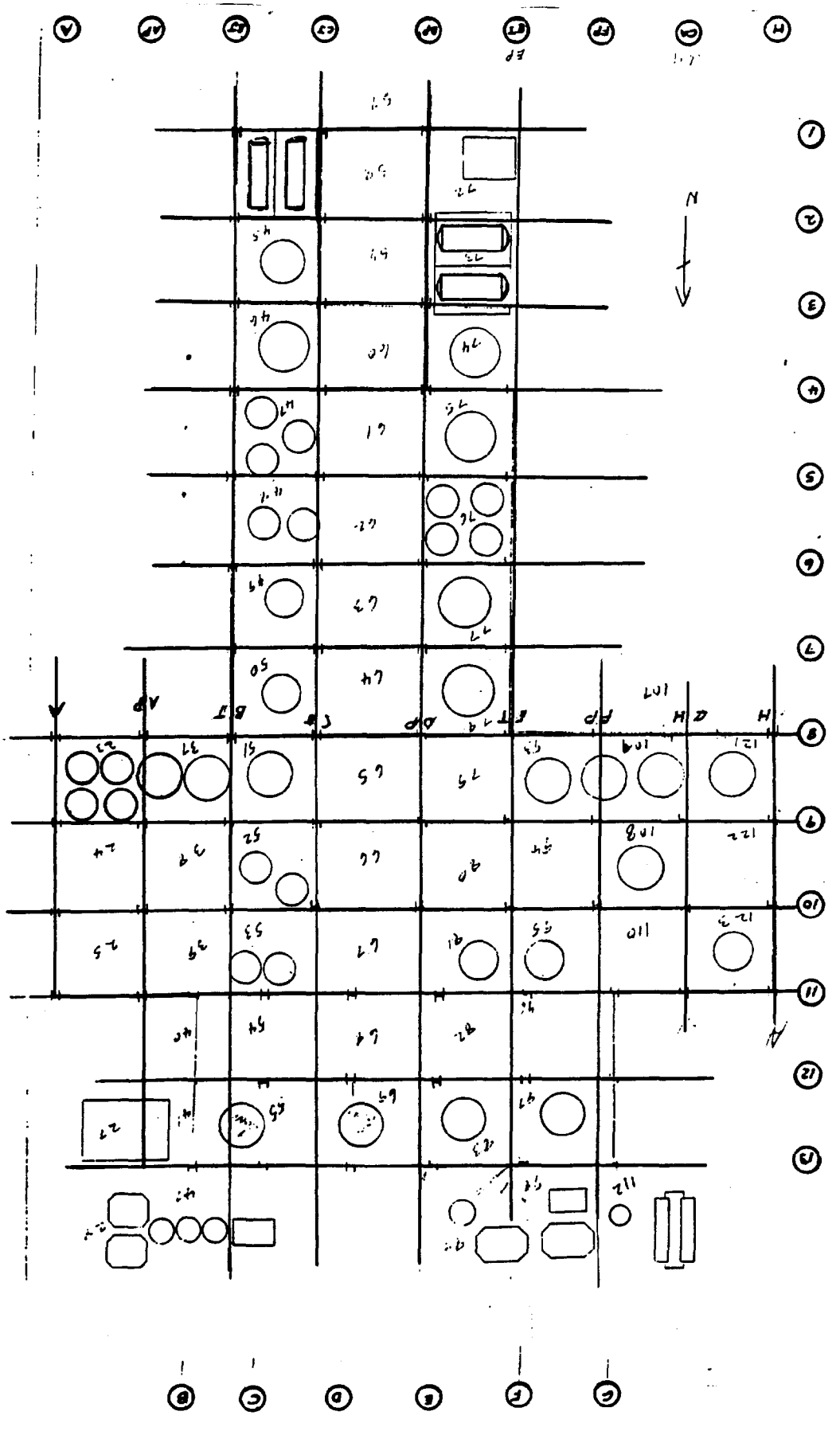

3030 BLDG. GROUP 2

DUP 0325967

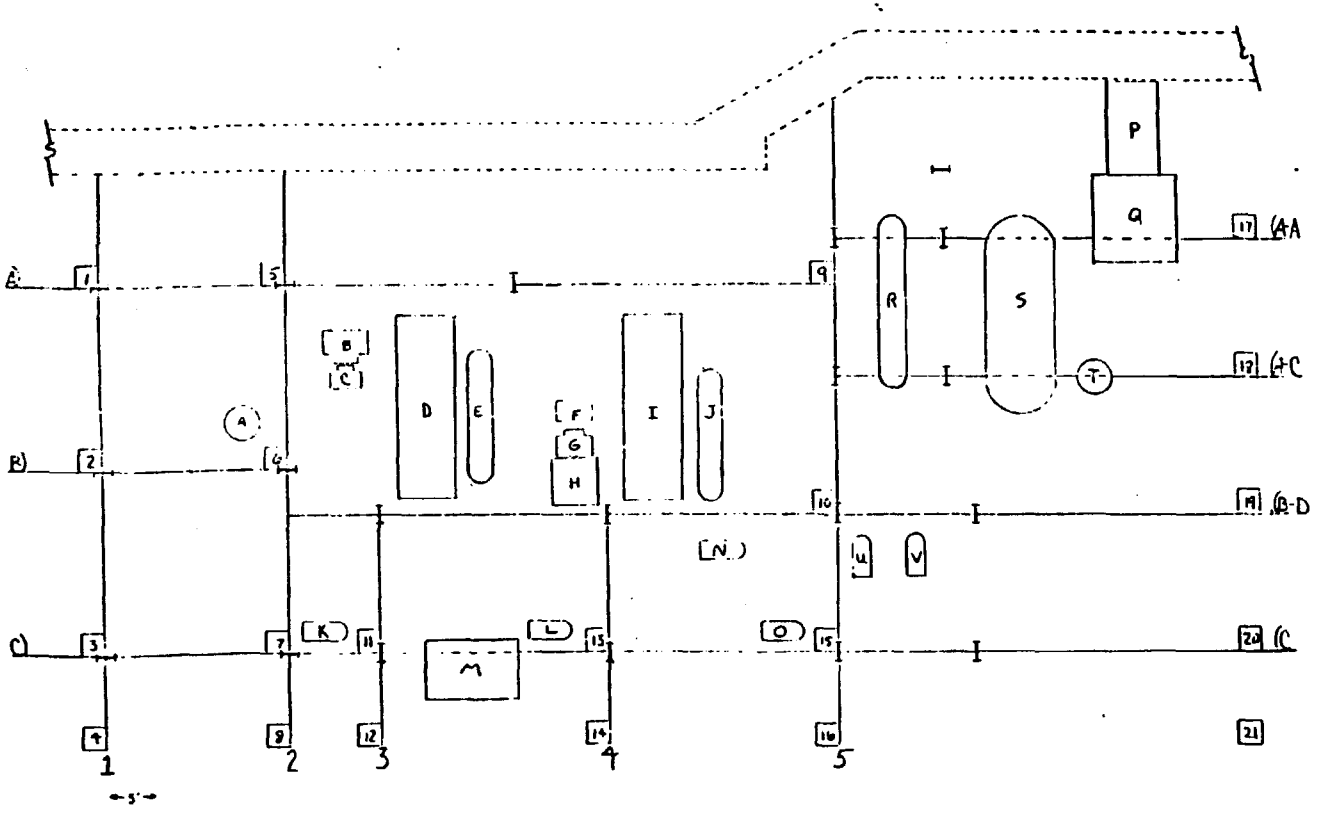

REFRIG BLDG 3032 - GROUP 5

DUP 0325968

BOILERS- BLDG. 3060 - GROUP 6

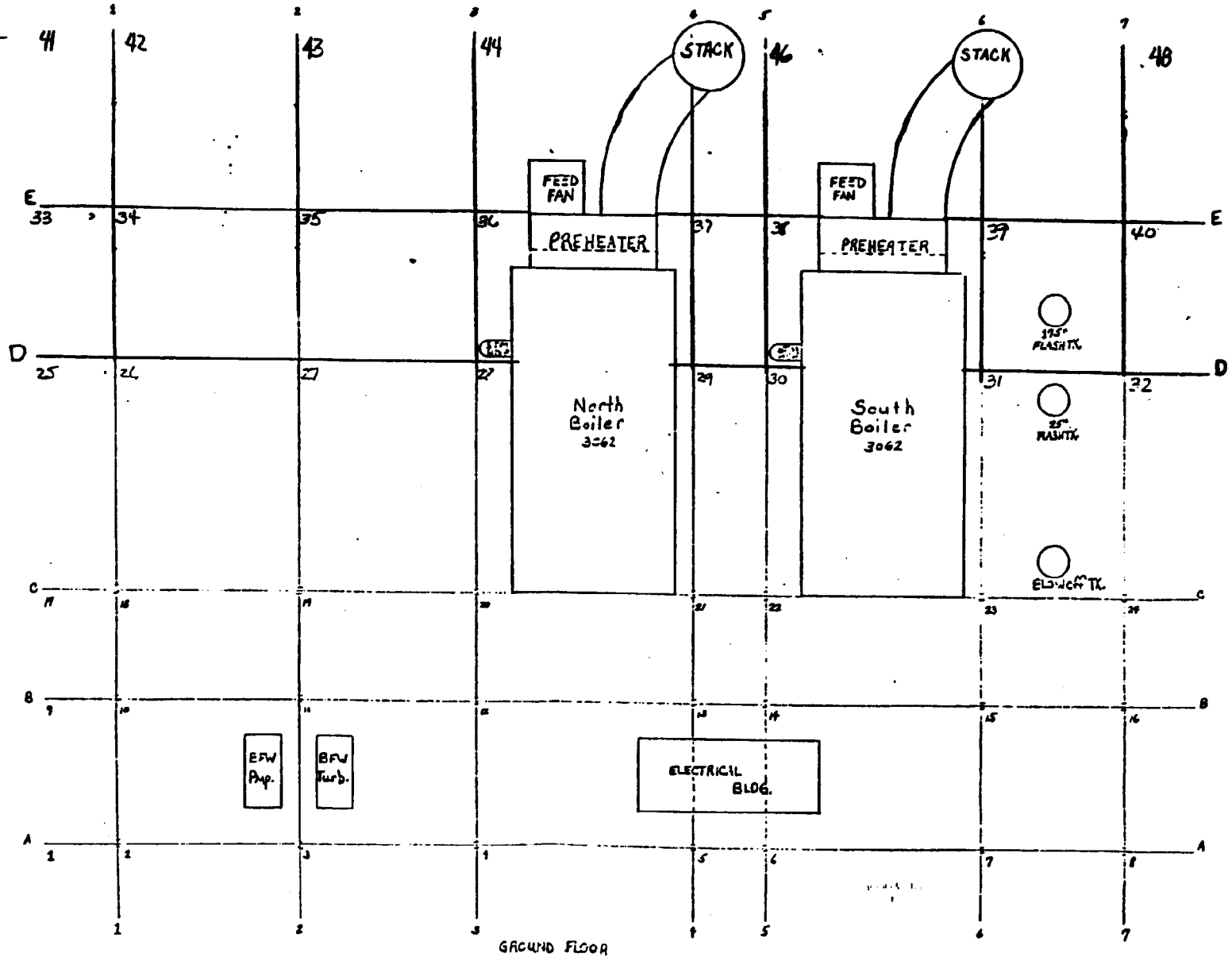

DUP 0325969

OPERATING FLARE STACK — GROUP 7

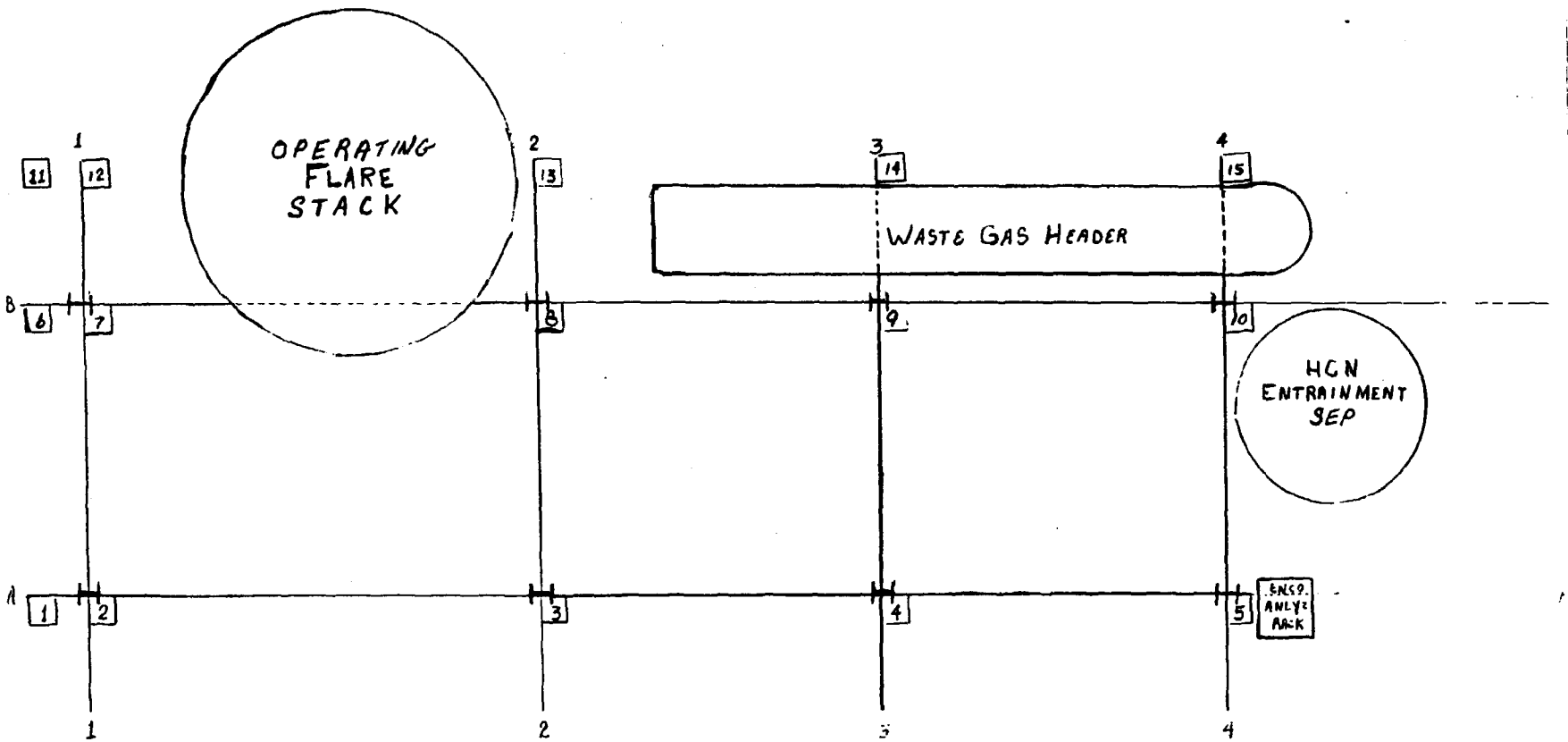

GROUND FLOOR

DUP 0325970

W Organic Filter
E Organic Filter
S Organic Well Injection Pump
Organic Filter Pmp
N Organic Well Injection Pump
Sump Trap Pmp
Sludge Decanter Pmp
Process Tank Pmp
Diversion Sump Pmp #2
Diversion Sump Pmp #1
Waste Organic Reciever
2. Aqueous Skimmer Decant
W Aqueous Waste STG TK Pmp
E Aqueous Waste STG TK Pmp
S Filter Add Inj Pmp
N Filter Add Inj Pmp
#1 Secondary Filter
#2 Secondary Filter
#3 Secondary Filter
#4 Secondary Filter
W Aux Back Flush Pmp
W Back Flush Pmp

23. E Back Flush Pmp
24. Filter Transfer Pmp
25. Retention Pond Pmp
26. Pond Sump Filter
27. E Sump Pmp
28. E Sump
29. Blend Storage Circ Pmp
30. Skimmer Organic Sump Pmp
31. Skimmer Organic Sump
32. Aqueous STG Transfer Pmp

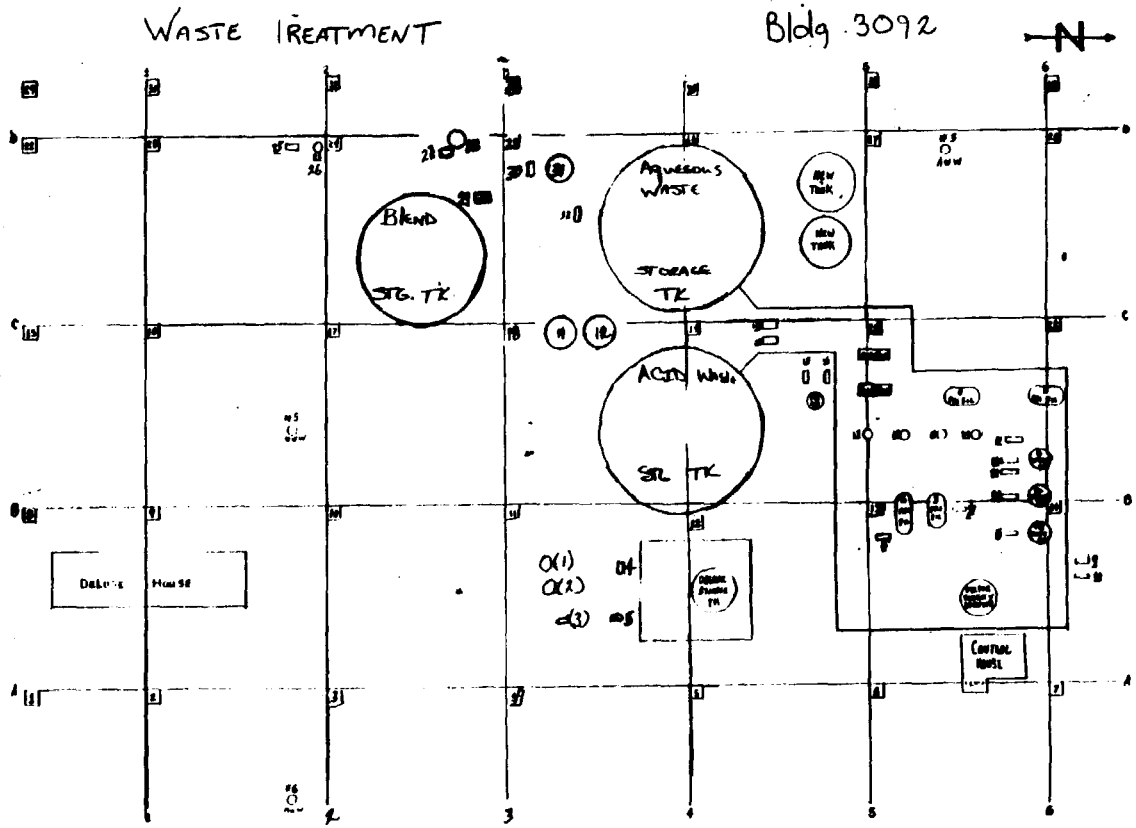

DUP 0325971

W Organic Filter
E Organic Filter
S Organic Well Injection Pump
Organic Filter Pmp
N Organic Well Injection Pump
Sump Trap Pmp
Sludge Decanter Pmp
Recond Tank Pmp
Diversion Sump Pmp #2
Diversion Sump Pmp #1
Waste Organic Reciever
Aqueous Skimmer Decant.
W Aqueous Waste Stg. Tk. Pmp
E Aqueous Waste Stg. Tk. Pmp
S Filter Add. Inj. Pmp
N Filter Add. Inj. Pmp
#1 Secondary Filter
#2 Secondary Filter
#3 Secondary Filter
#4 Secondary Filter
W Aux. Back Flush Pmp
W Back Flush Pmp

23. E Back Flush Pmp
24. Filter Transfer Pmp
25. Retention Pond Pmp
26. Pond Sump Filter
27. E Sump Pmp
28. E Sump
29. Blend Storage Circ. Pmp
30. Skimmer Organic Sump Pmp
31. Skimmer Organic Sump
32. Aqueous Stg Transfer Pmp

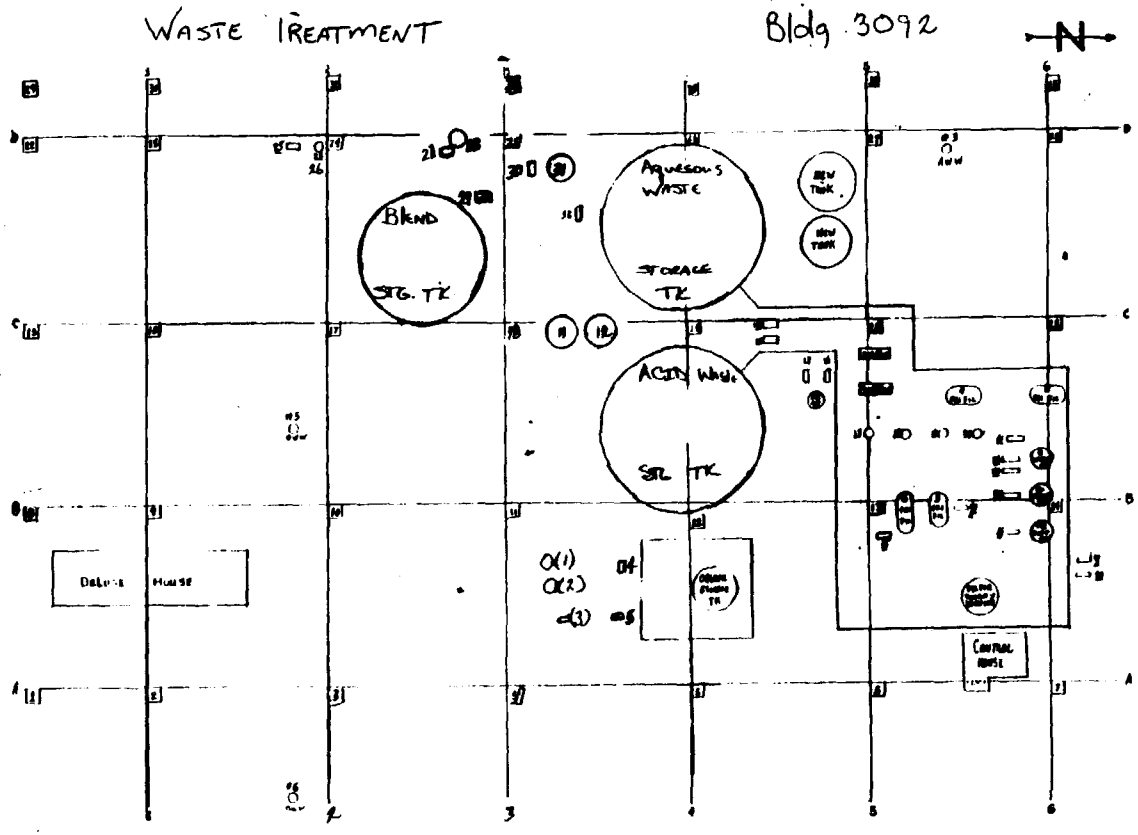

DUP 0325972

W Organic Filter
E Organic Filter
S Organic well Injection Pump
Organic Filter Pump
N Organic well Injection Pump
Sump Trap Pump
Sludge Decanter Pump
Recond Tank Pump
Diversion Sump Pump #2
1. Diversion Sump Pump #1
. Waste Organic Reciever
2. Aqueous Skimmer Decant.
W Aqueous Waste
3 STG TK Pump
E Aqueous Waste
4 STG TK Pump
. S Filter Add. Inj Pump
. N Filter Add. Inj Pump
. #1 Secondary Filter
. #2 Secondary Filter
7. #3 Secondary Filter
0. #4 Secondary Filter
1. W Aux Back Flush Pump
2. W Back Flush Pump

23. E Back Flush Pump
24. Filter Transfer Pump
25. Retention Pond Pump
26. Pond Sump Filter
27. E Sump Pump
28. E Sump
29. Blend Storage Circ Pump
30. Skimmer Organic Sump Pump
31. Skimmer Organic Sump
32. Aqueous STG Transfer Pump

WASTE TREATMENT

Bldg 3092

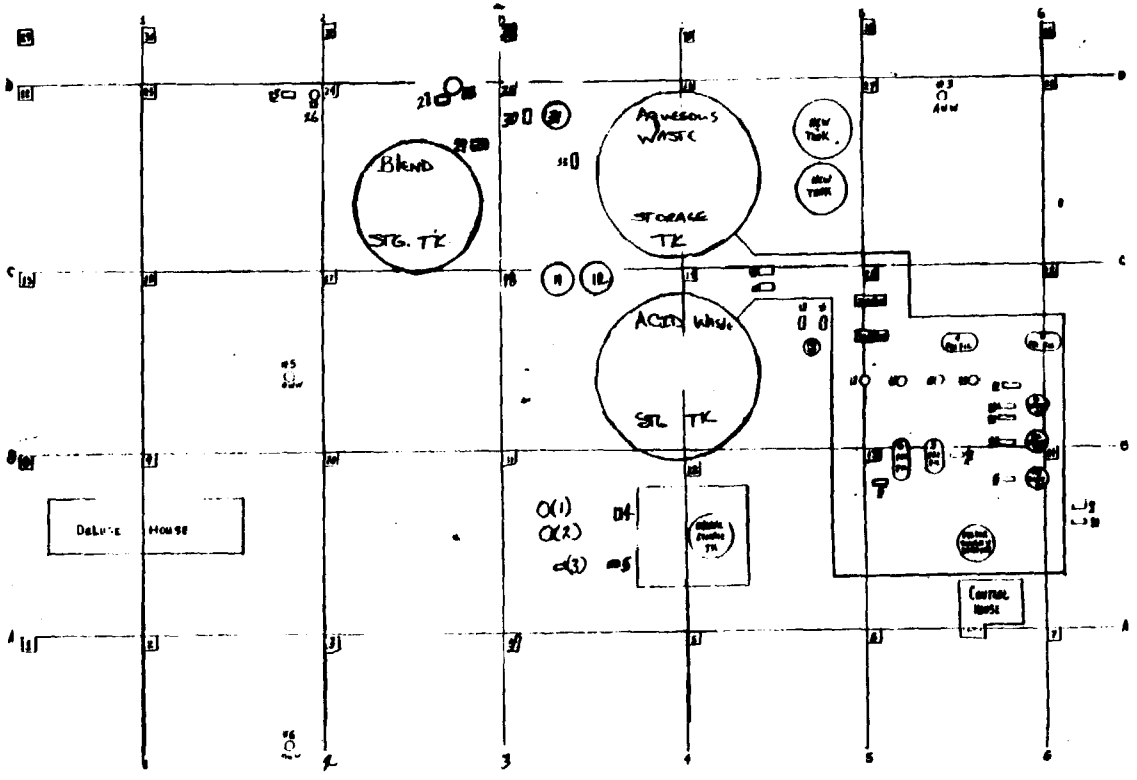

DUP 0325973

OPERATING FLARE STACK

[redacted] ADN AREA

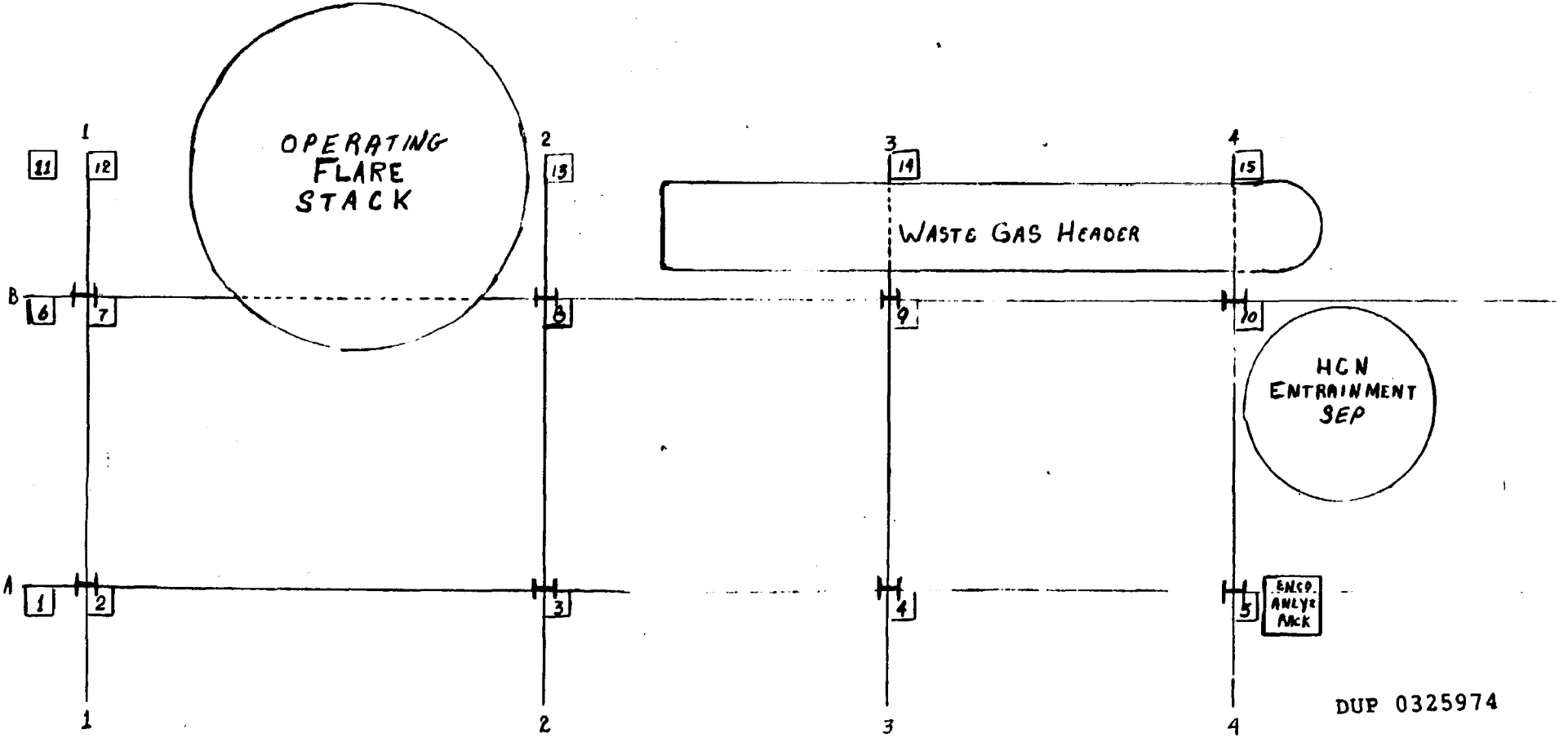

DUP 0325974

GROUND FLOOR

DATA PROCESSED

3032 . BLDG

ADN

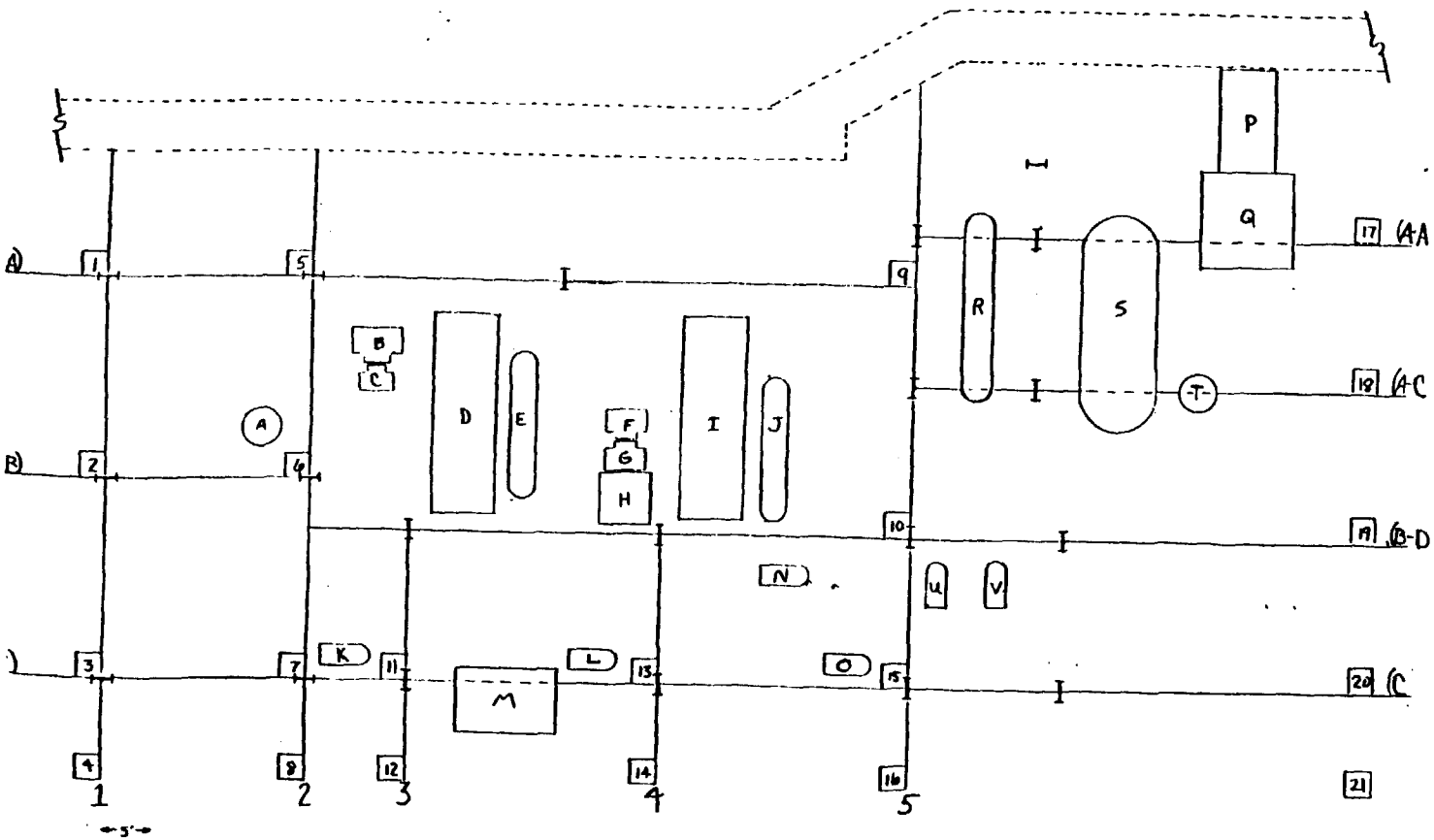

A) BRINE TANK
B) #1 REFRIG SEAL OIL PMP
C) *1 REFRIG TURBINE
D) #1 REFRIG UNIT
E) *1 REFRIG ECONOMIZER
F) *2 REFRIG SEAL OIL PMP
G) *2 REFRIG TURBINE
H) *2 REFRIG TURBINE MOTOR
I) *2 REFRIG UNIT
J) *2 REFRIG ECONOMIZER
K) *1 BRINE PMP
L) *2 BRINE PMP
M) *1 & *2 CONTROL PANELS
N) *4 BRINE PMP
O) *3 BRINE PMP
P) *3 REFRIG MOTOR OIL PMP
Q) *3 REFRIG TURBINE & COMPRES
R) *3 REFRIG ECONOMIZER
S) *3 REFRIG UNIT
T) *3 REFRIG ECONOMIZER
U) *5 BRINE PMP
V) *6 BRINE PMP

DUP 0325975

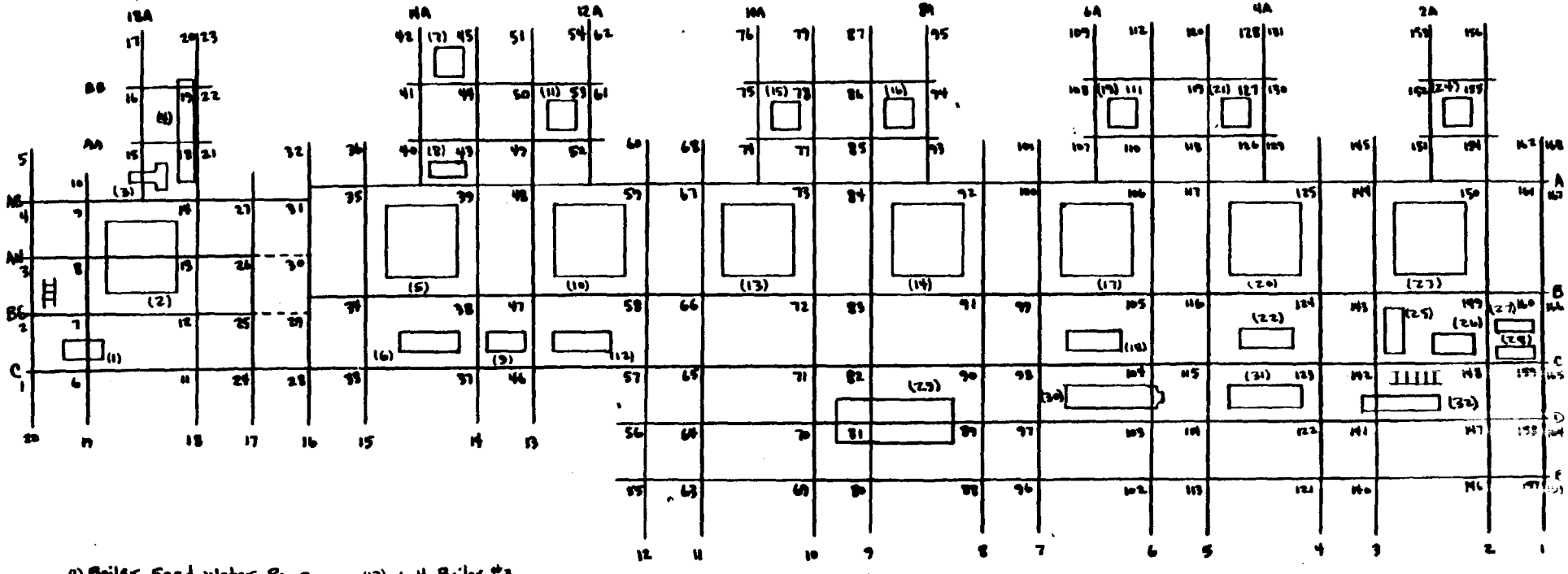

(1) Boiler Feed water Pump
(2) Boiler #8
(3) I.D. Fan & Air Heater
(4) F.D. Fan
(5) L.H. Boiler #7
(6) B.F. Pump #6
(7) I.D. Fan & Air Heater #7
(8) I.D. Fan
(9) B.F. Pump #5 & Turbine
(10) R.H. Boiler #6
(11) I.D. Fan & Air Heater #6
(12) B.F. Pump #4 & Turbine
(13) L.H. Boiler #5
(14) R.H Boiler #4
(15) I.D. Fan & Air Heater #5
(17) L.H. Boiler #3
(18) B.F. Pump #3 & Turbine
(19) I.D. Fan & Air Heater
(20) R.H Boiler #2
(21) I.D. Fan & Air Heater #2
(22) B.F. Pump #1 & Turbine
(23) L.H. Boiler #1
(24) I.D. Fan & Air Heater #1
(25) Centri De super Heater pump
(26) Em. Air Comp. for Fire Alarm
(27) Fire pump & Turbine
(28) 12" H.P. steam
(29) Generator #4
(30) Generator #3
(31) Generator #2
(32) Generator #1

N

POWER HOUSE
101 BLDG.
1ST FLOOR

DUP 0325976

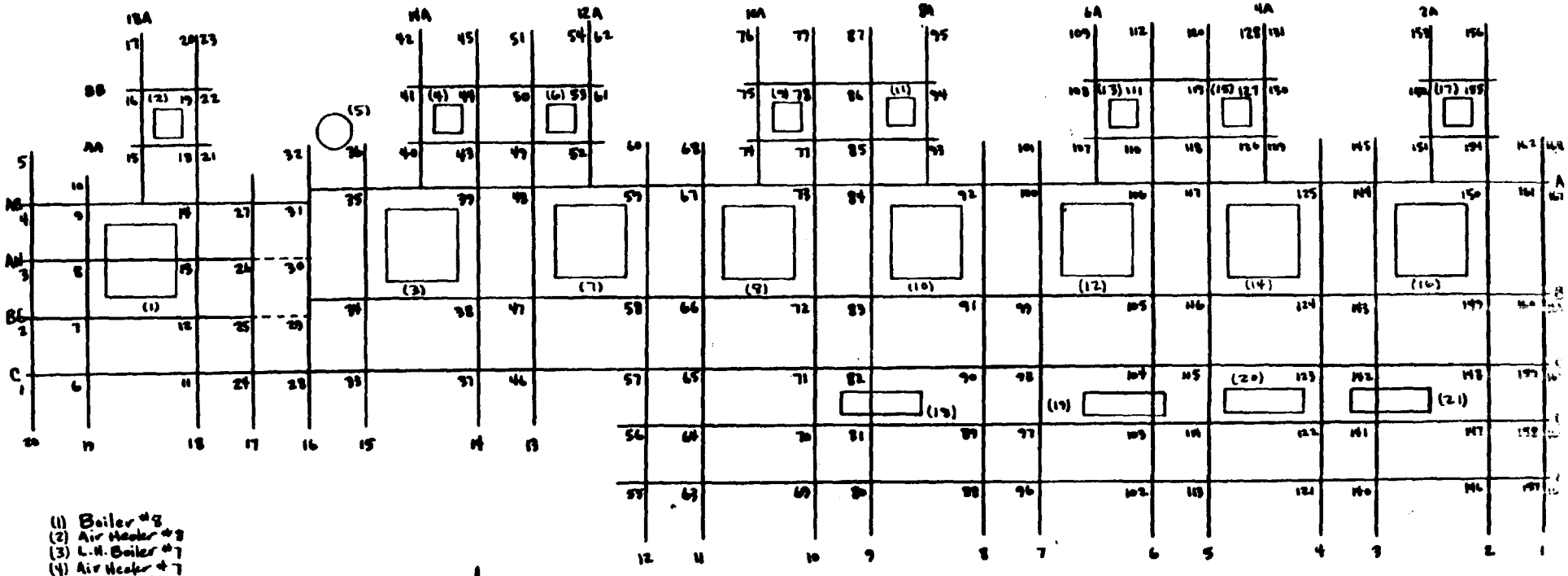

(1) Boiler #8
(2) Air Heater #8
(3) L.H. Boiler #7
(4) Air Heater #7
(5) Stack #4
(6) Air Heater #6
(7) R.H. Boiler #6
(8) L.H. Boiler #5
(9) Air Heater #5
(10) R.H. Boiler #4
(11) Air Heater #4
(12) L.H. Boiler #3
(13) Air Heater #3
(14) R.H. Boiler #2
(15) Air Heater #2
(16) L.H. Boiler #1
(17) Air Heater #1
(18) #4 Generator
(19) #3 Generator
(20) #2 Generator
(21) #1 Generator

N

POWER HOUSE
101 BLDG.
2nd FLOOR

DUP 0325977

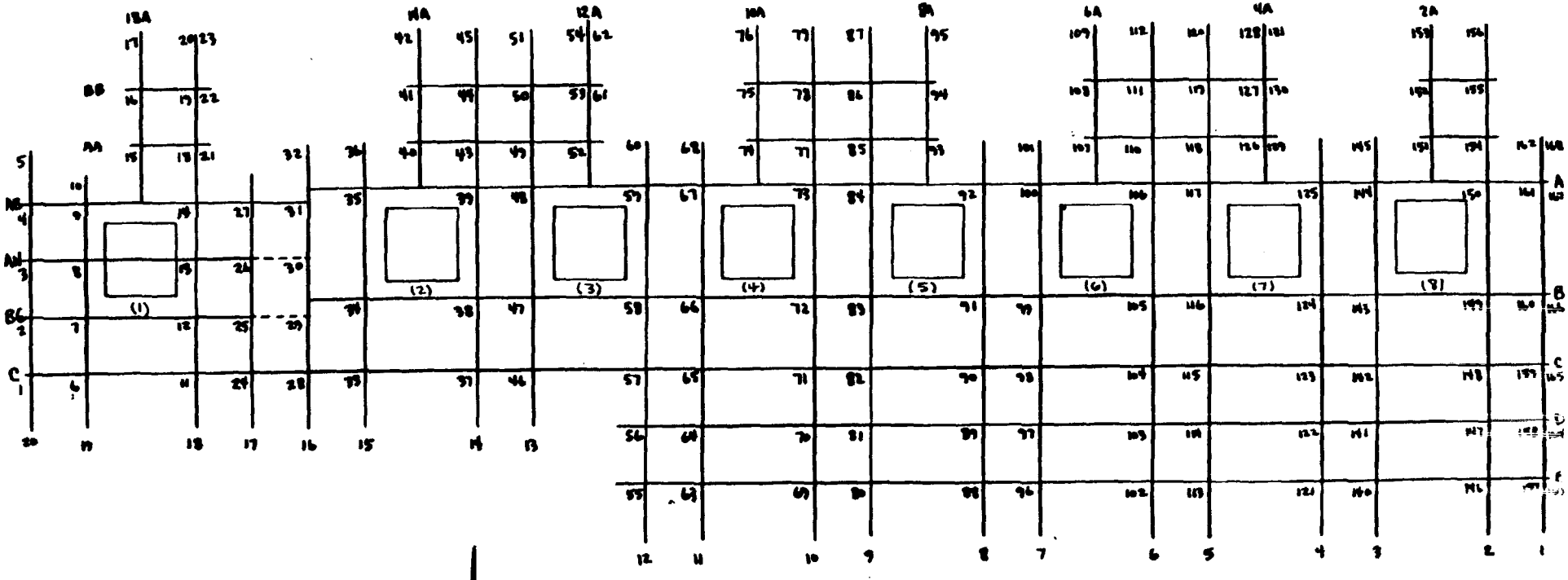

(1) Boiler #8
(2) Boiler #7
(3) Boiler #6
(4) Boiler #5
(5) Boiler #4
(6) Boiler #3
(7) Boiler #2
(8) Boiler #1

N

POWER HOUSE
101 BLDG
3rd FLOOR

DUP 0325978

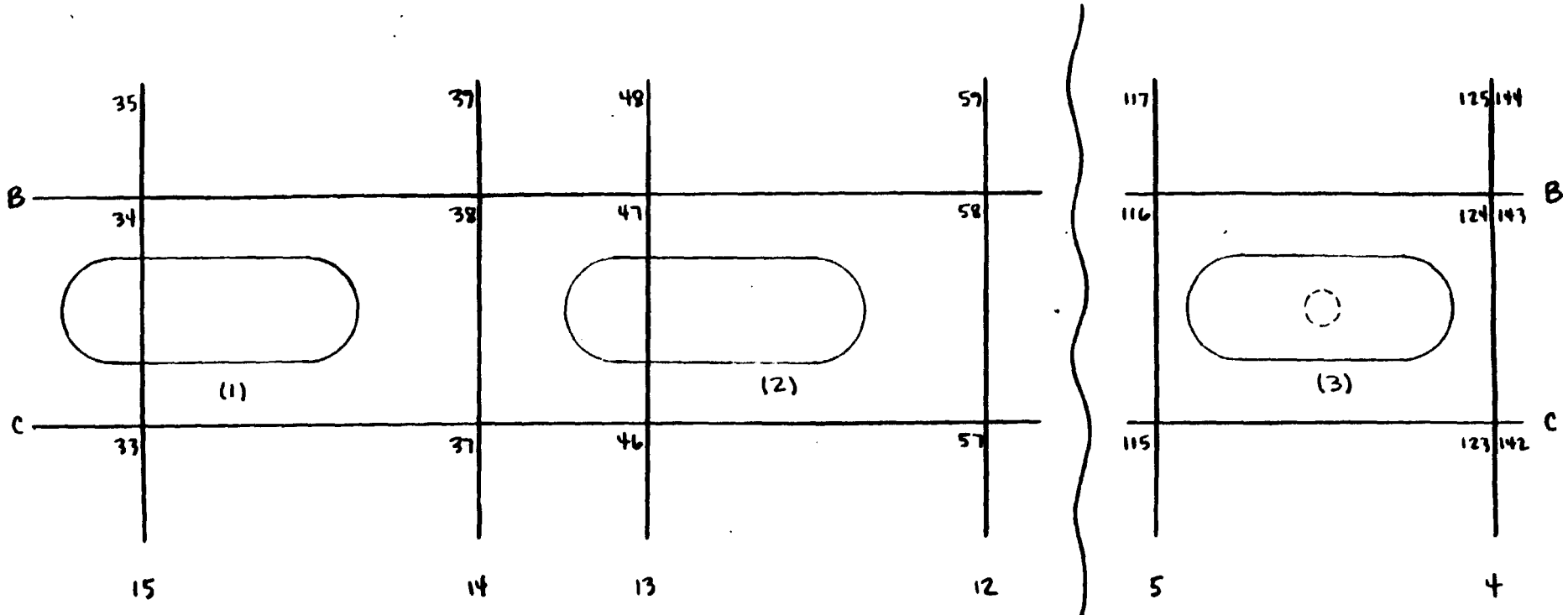

(1) Deaerator #3
(2) Deaerator #2
(3) Deaerator #1

N

POWER HOUSE
101 BLDG.
ROOF PLOT PLAN

DUP 0325979

Power House And Pipe Lock

MAPS

DUP 0325980

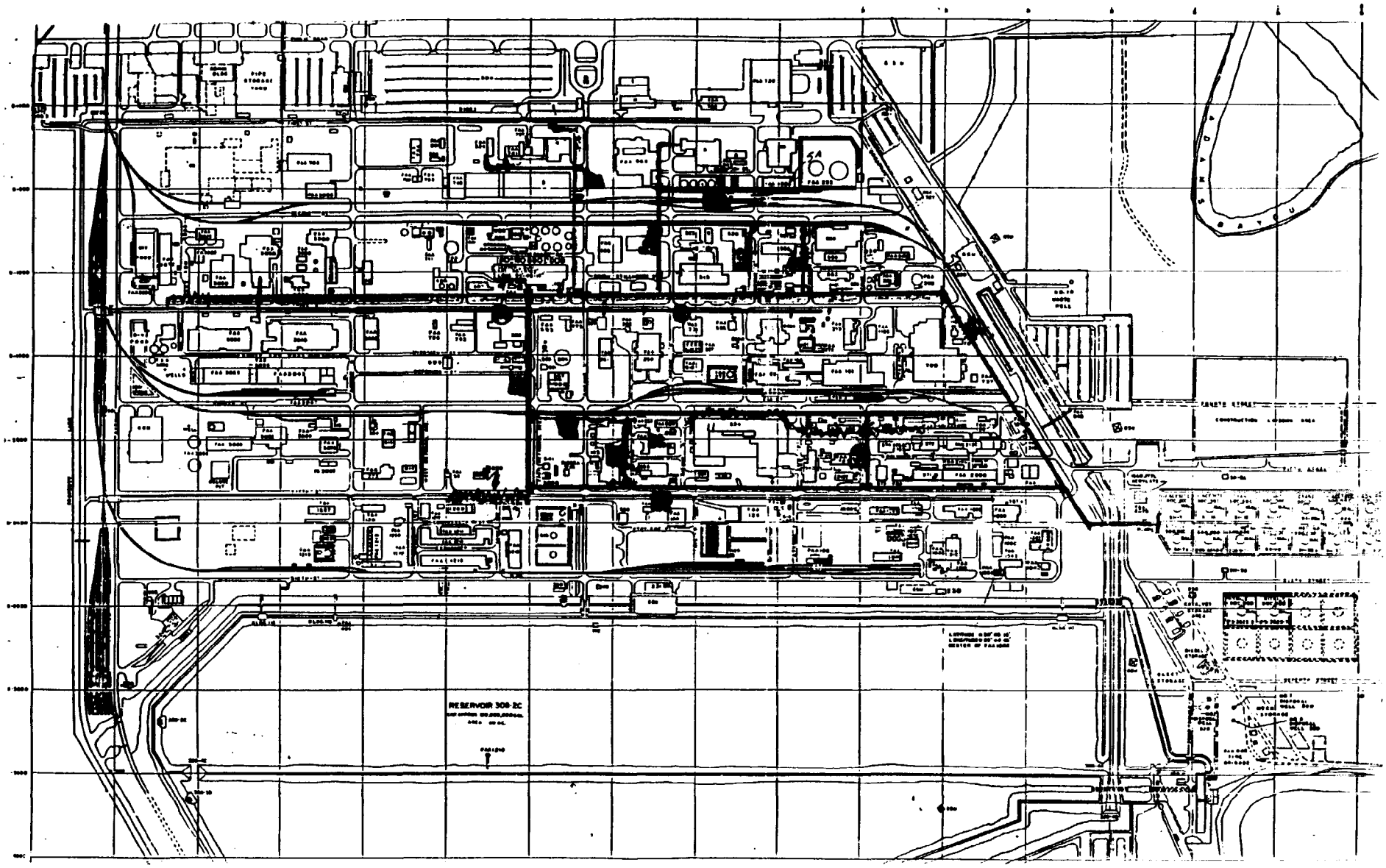

DUP 0325981

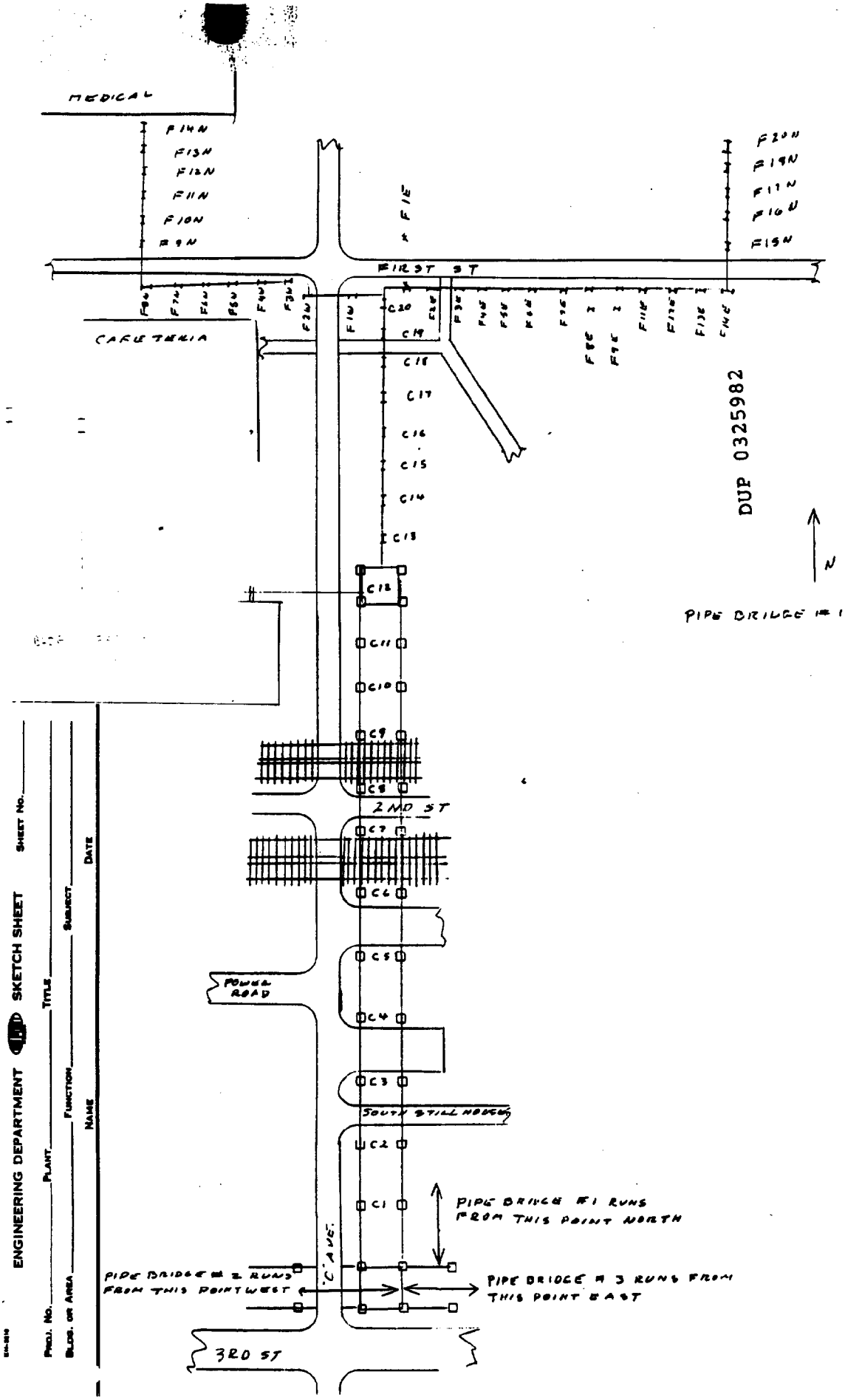
MEDICAL
F14N
F13N
F12N
F11N
F10N
F9N
F8N
F7N
F6N
F5N
F4N
F3N
F2N
F1N
F1E
F2N
F3N
F4N
F5N
F6N
F7N
F8N
F9N
F10N
F11N
F12N
F13N
FIRST ST
CAFETERIA
C20
C19
C18
C17
C16
C15
C14
C13
C12
C11
C10
C9
C8
2ND ST
C7
C6
C5
C4
C3
C2
C1
POWER ROAD
SOUTH STILL HOUSE
CANAL
3RD ST
PIPE BRIDGE #1 RUNS FROM THIS POINT NORTH
PIPE BRIDGE #2 RUNS FROM THIS POINT WEST
PIPE BRIDGE #3 RUNS FROM THIS POINT EAST
DUP 0325982
N
PIPE BRIDGE #1
ENGINEERING DEPARTMENT
SKETCH SHEET
SHEET NO.
TITLE
SUBJECT
DATE
PLANT
FUNCTION
NAME
PROJ. NO.
BLDG. OR AREA

ENGINEERING DEPARTMENT SKETCH SHEET Sheet No.

Proj. No. Plant Title

Bldg. or Area Function Subject

Name Date

3 W + NUMBER
PIPE BRIDGE #2

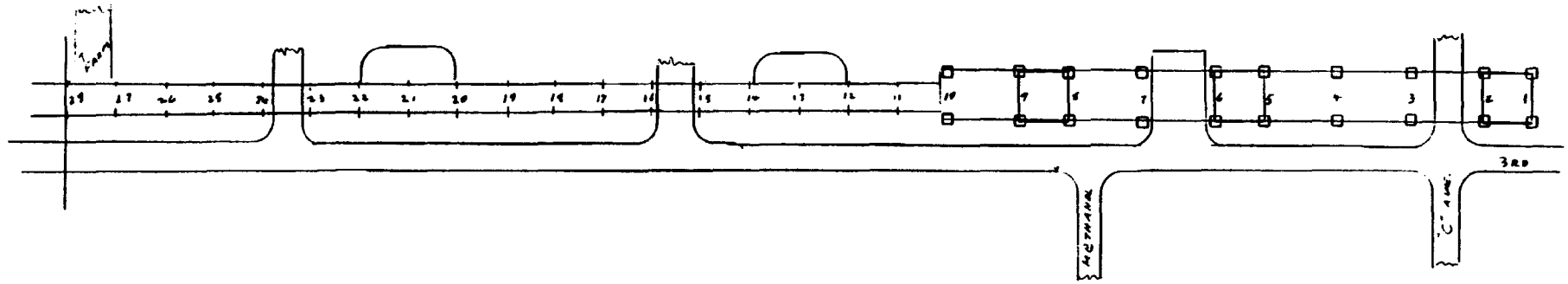

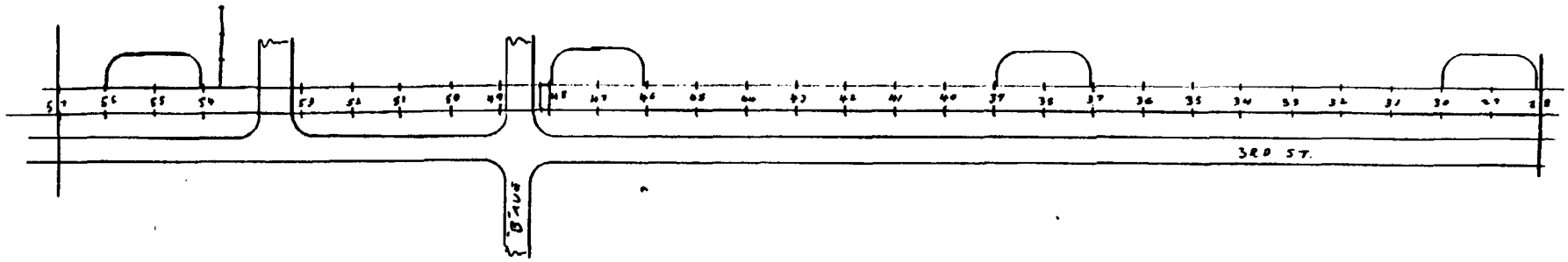

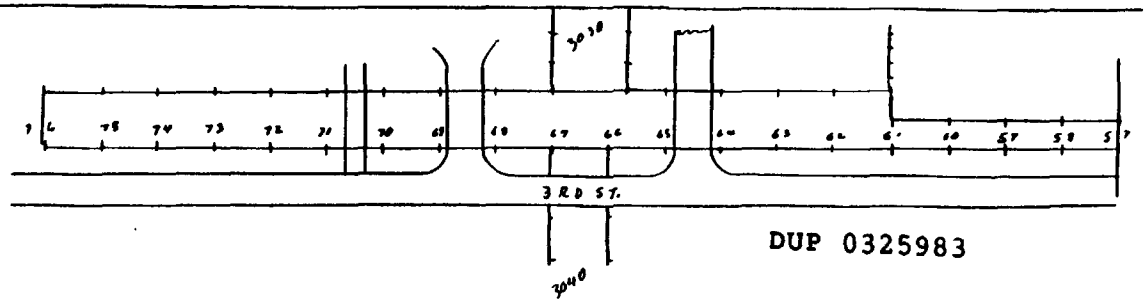

DUP 0325983

ENGINEERING DEPARTMENT SKETCH SHEET Sheet No.

Proj. No. Plant Title

Bldg. or Area Function Subject

Name Date

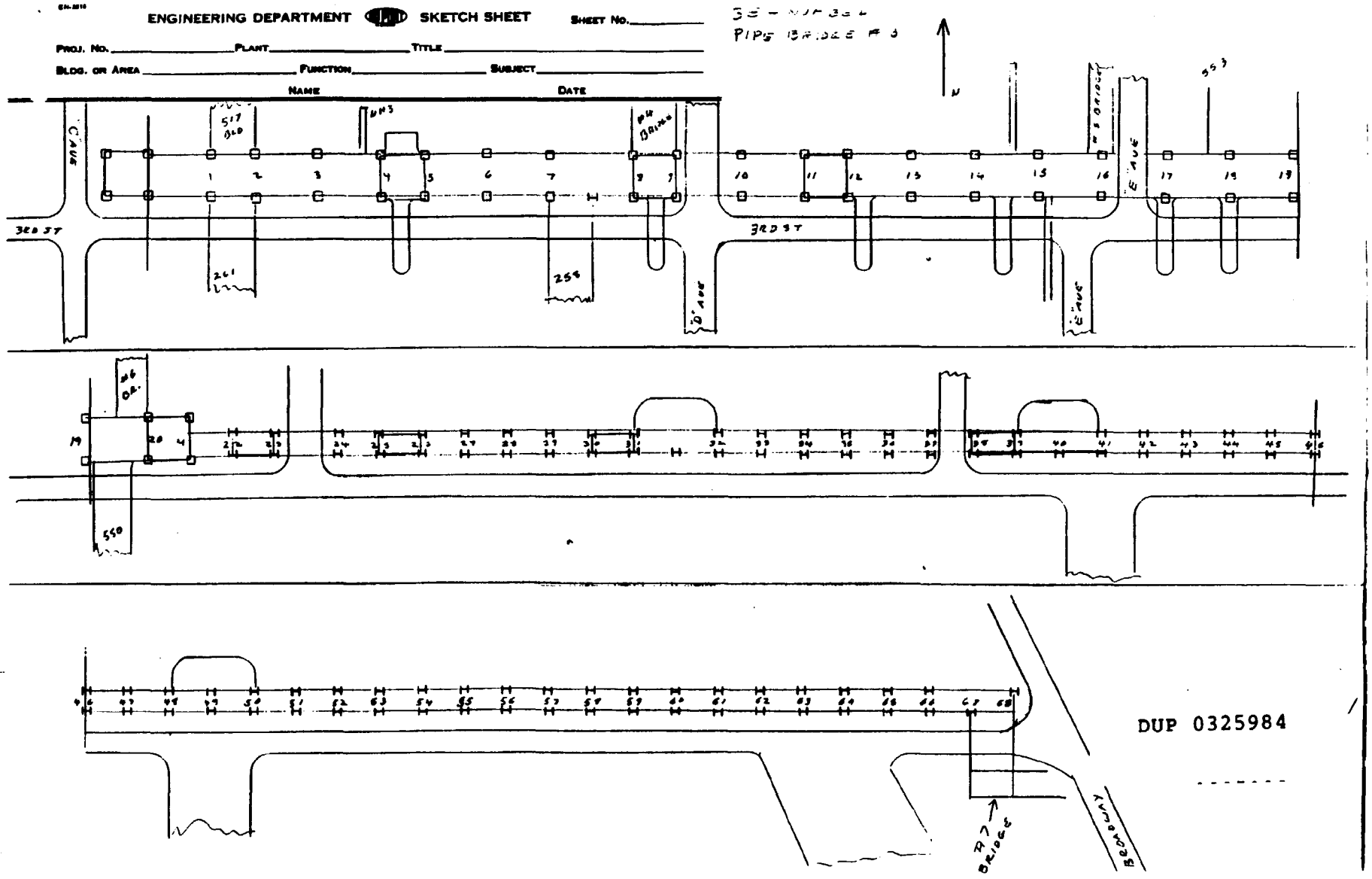

DUP 0325984

ENGINEERING DEPARTMENT SKETCH SHEET SHEET No.

PROJ. No. PLANT TITLE

BLDG. OR AREA FUNCTION SUBJECT

NAME DATE

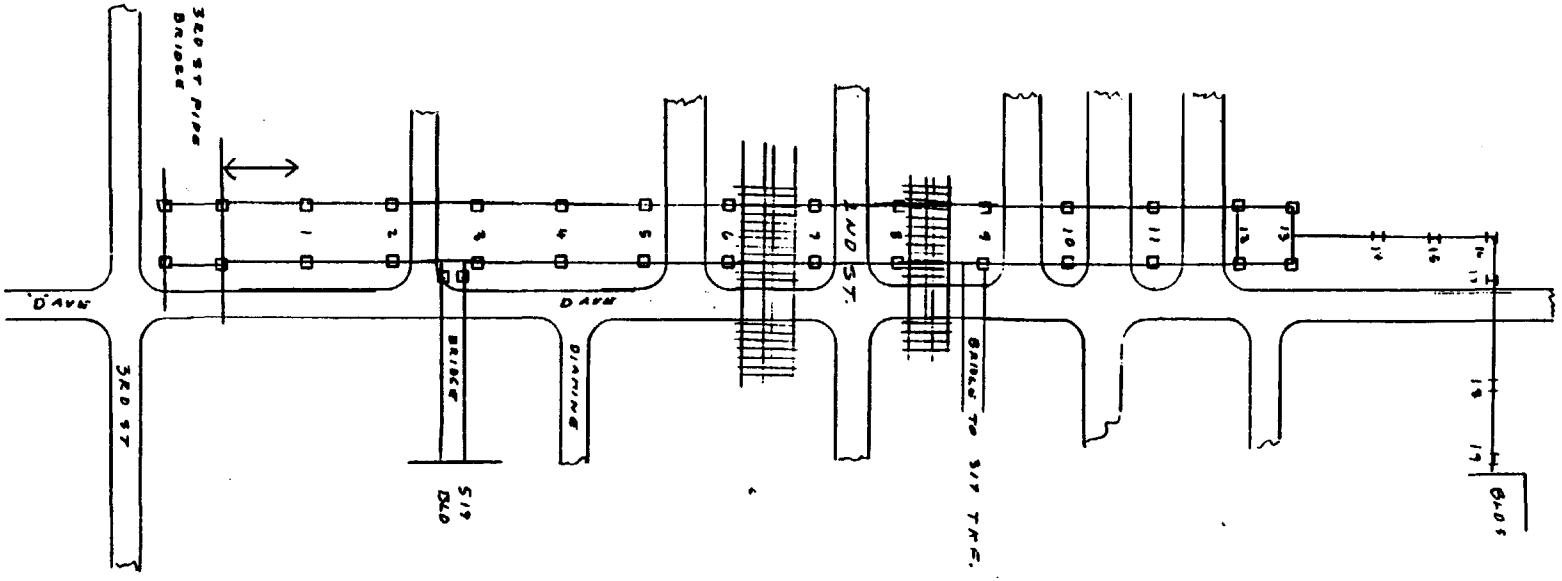

DUP 0325985

#4 BRIDGE

DN + NUMBER

ENGINEERING DEPARTMENT SKETCH SHEET Sheet No.

Plant Title

Function Subject

Name Date

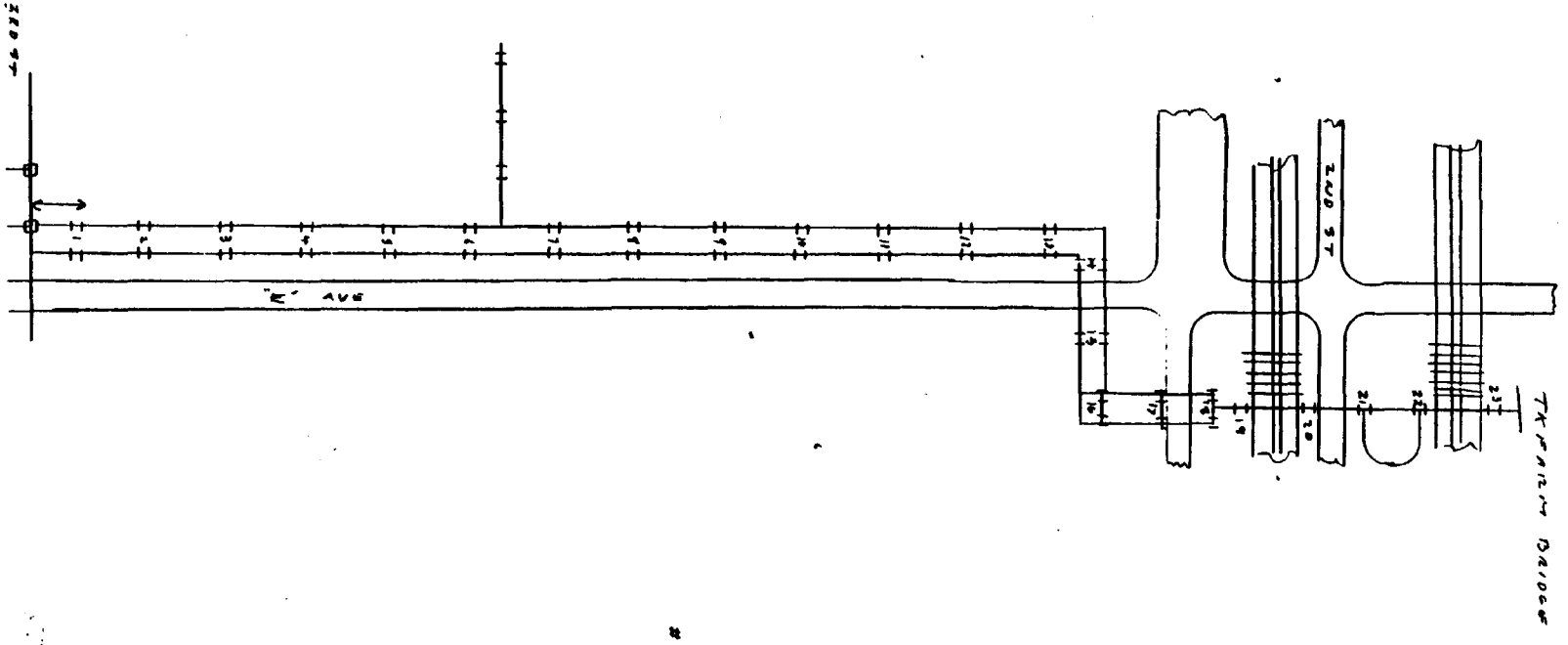

5 BRIDGE

EW + NUMBER

DUP 0325986

NEERING DEPARTMENT SKETCH SHEET Sheet No.

Plant Title

Function Subject

Name Date

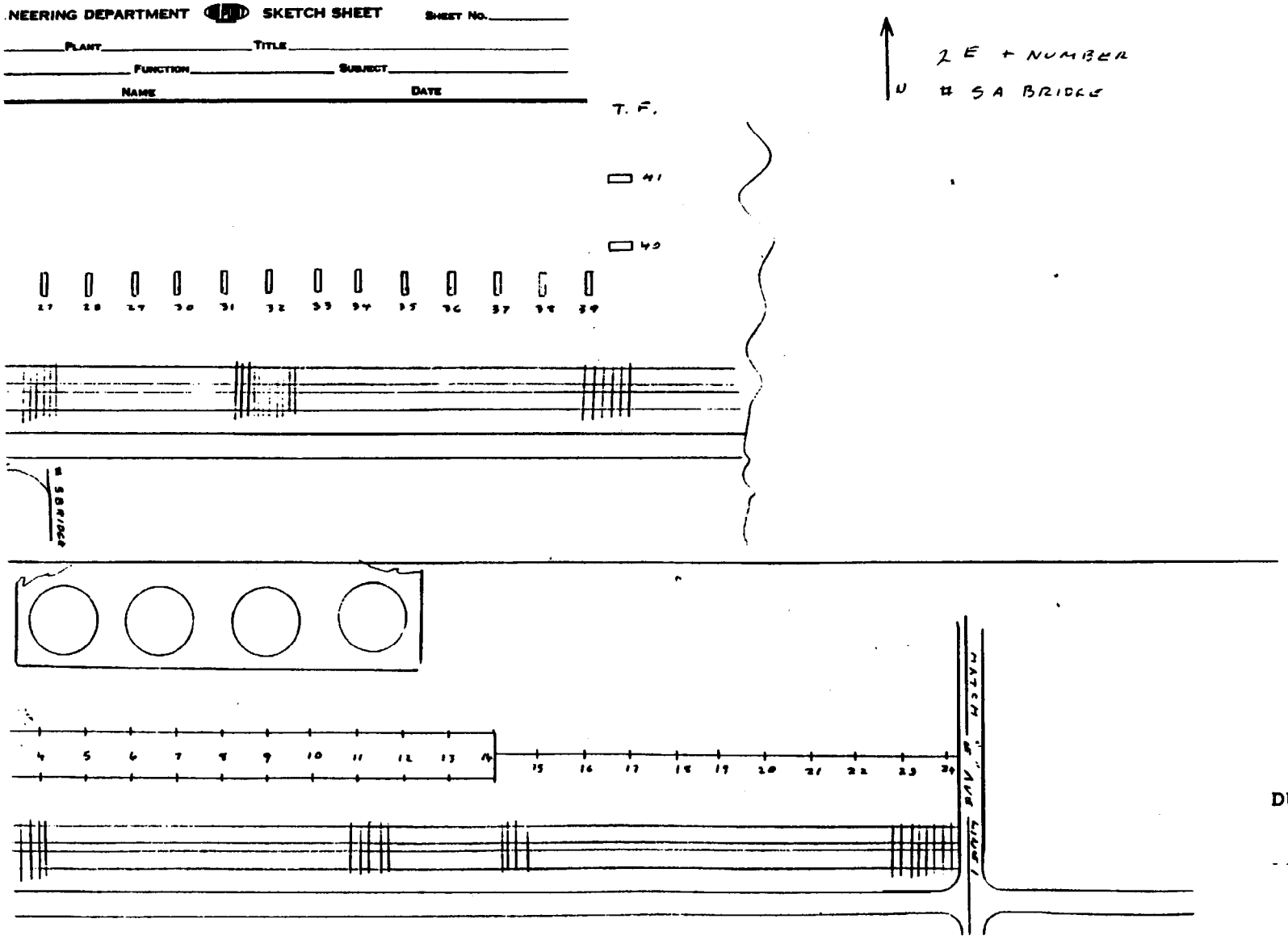

DUP 0325987

PLANT _____ TITLE _____

FUNCTION _____ SUBJECT _____

NAME _____ DATE _____

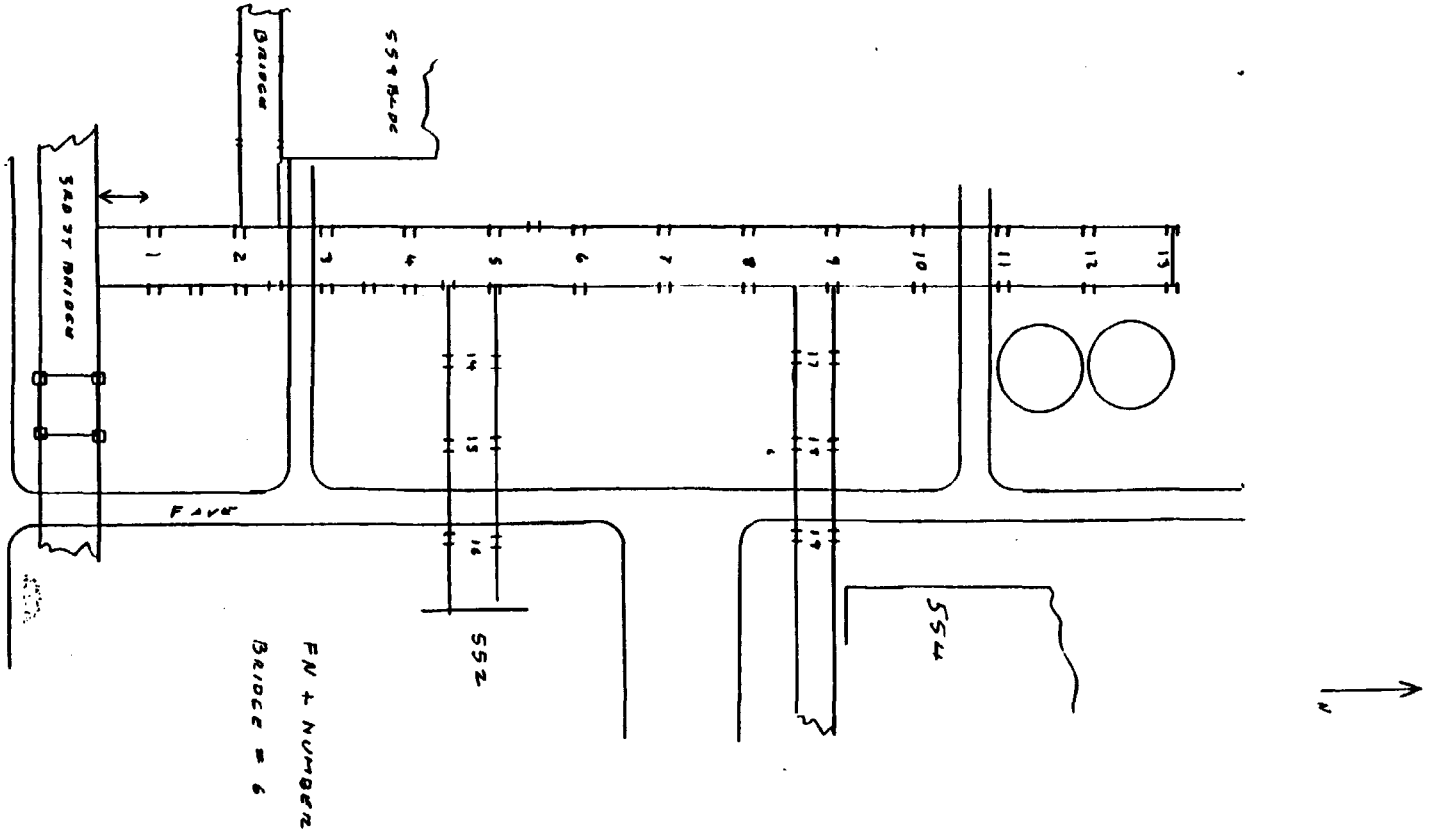

DUP 0325988

PROJ. NO. _____ PLANT _____ TITLE _____

BLDG. OR AREA _____ FUNCTION _____ SUBJECT _____

NAME _____ DATE _____

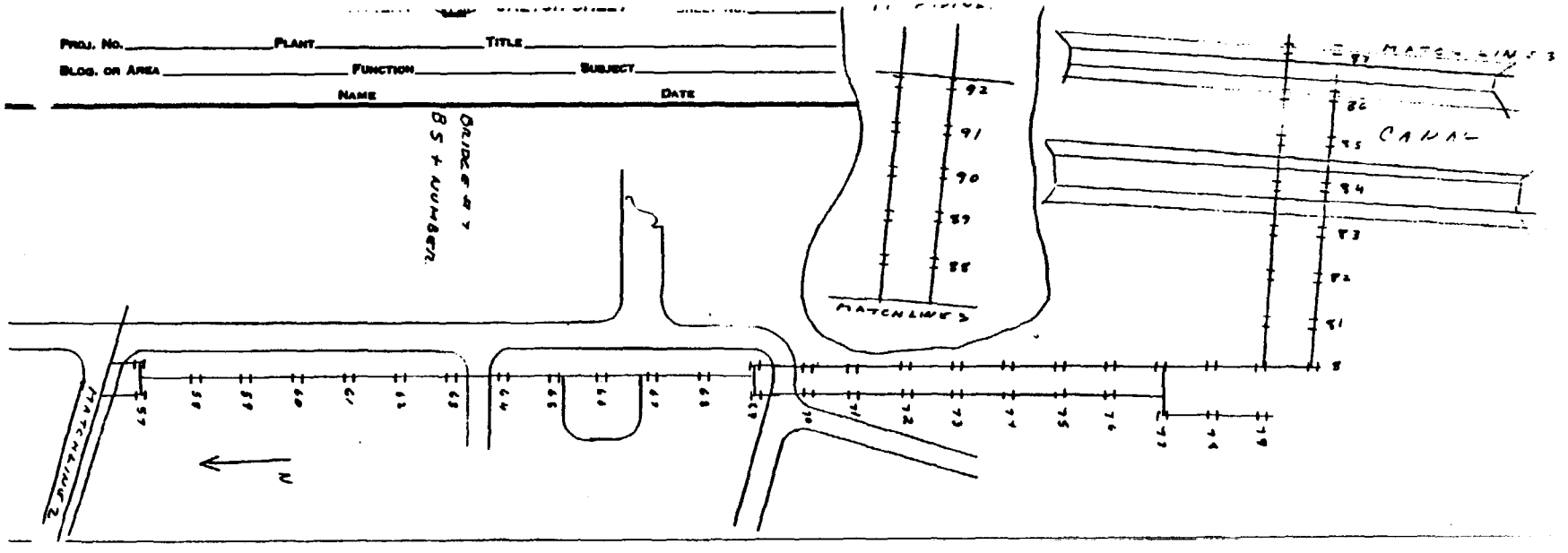

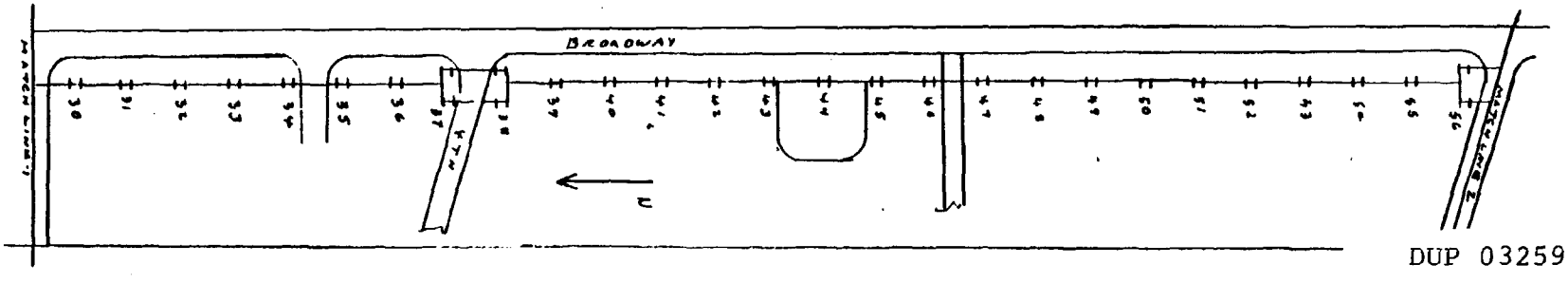

DUP 0325989



ENGINEERING DEPARTMENT — SKETCH SHEET — SHEET NO. _____

PROJ. NO. _____ PLANT _____ TITLE _____

BLDG. OR AREA _____ FUNCTION _____ SUBJECT _____

NAME _____ DATE _____

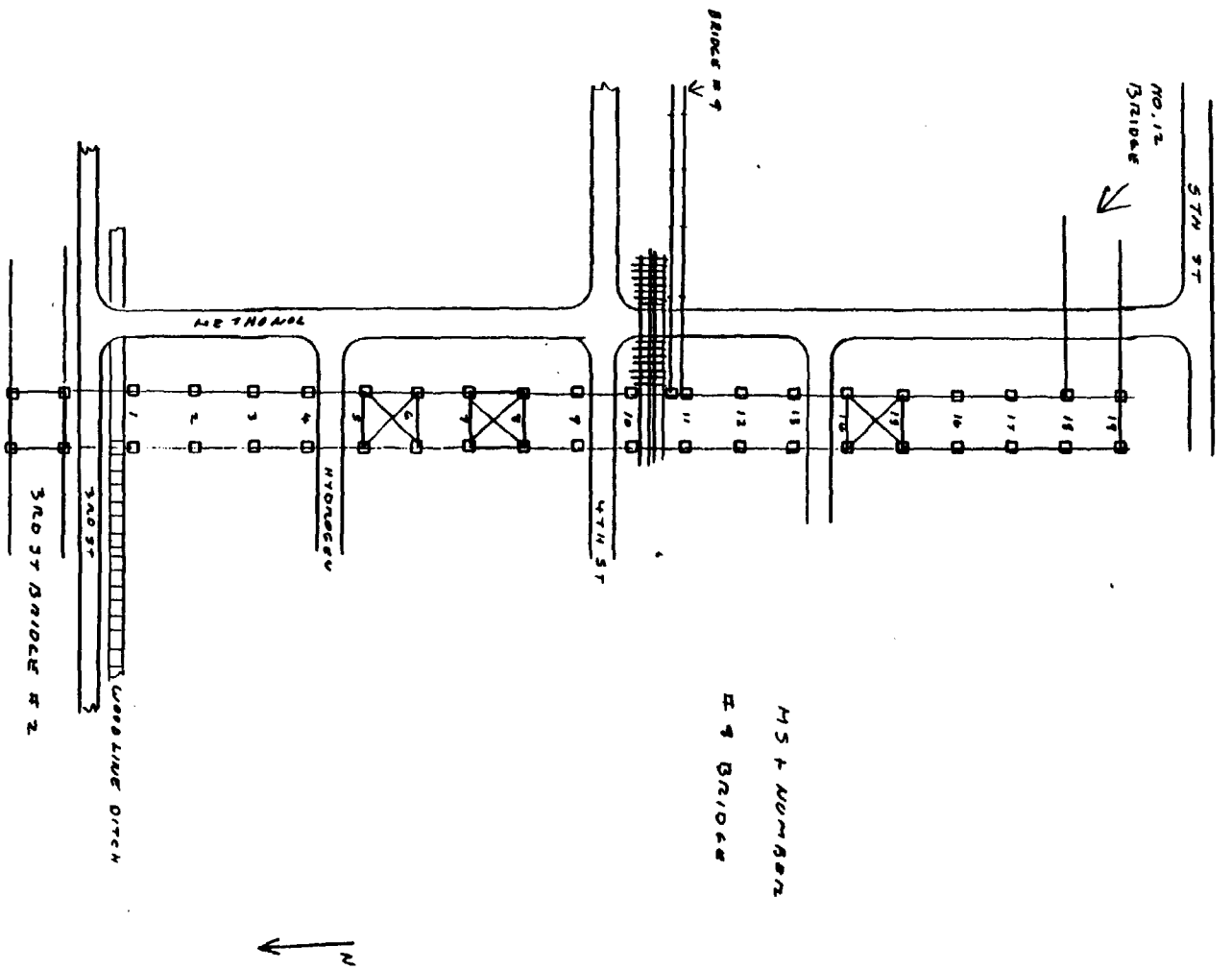

DUP 0325990

IGINEERING DEPARTMENT SKETCH SHEET Sheet No._____

_____ Plant _____ Title _____

_____ Function _____ Subject _____

Name Date

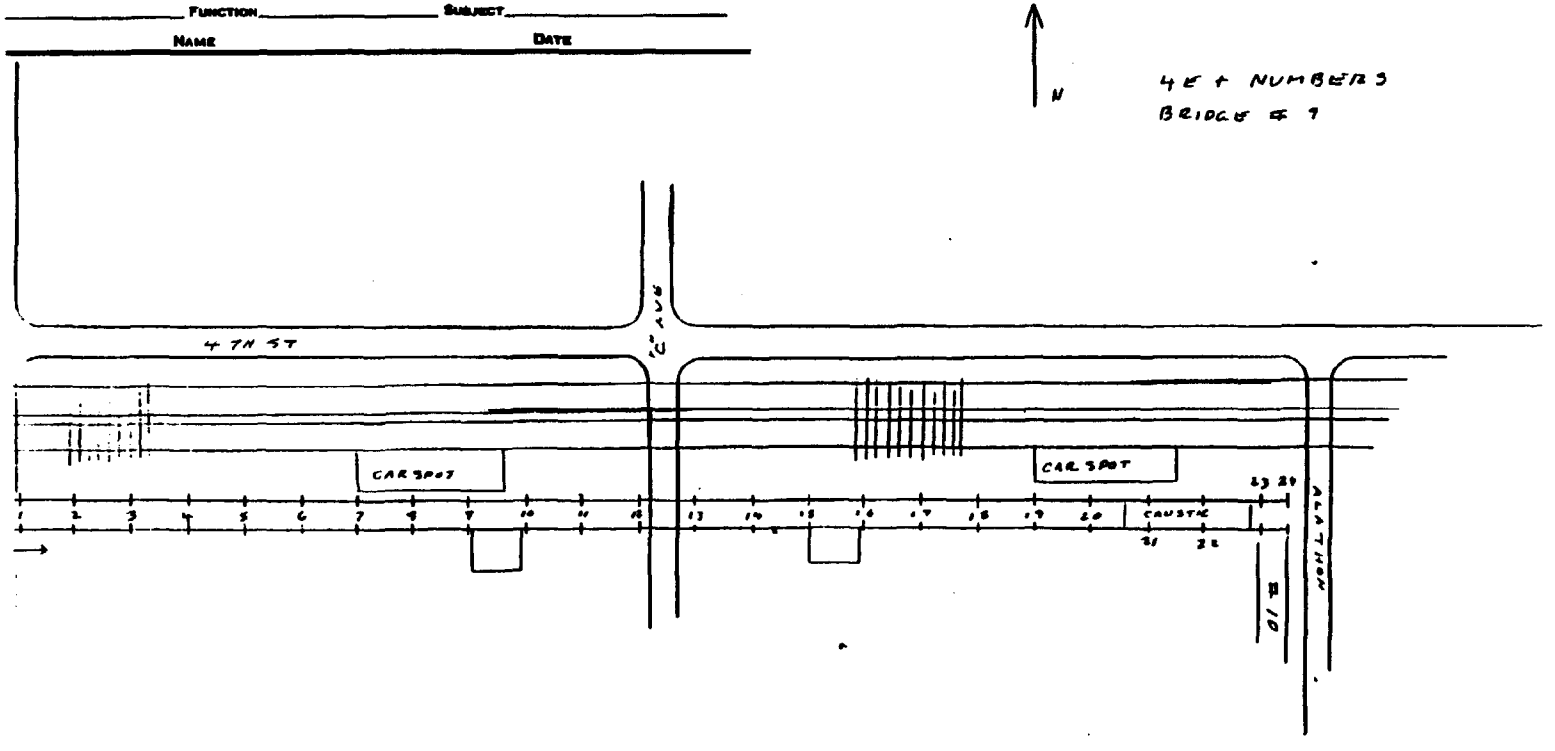

DUP 0325991

ENGINEERING DEPARTMENT SKETCH SHEET Sheet No. _____

_____ Plant _____ Title _____

Area _____ Function _____ Subject _____

Name _____ Date _____

A.L.S + NUMBER
BRIDGE # 10

N

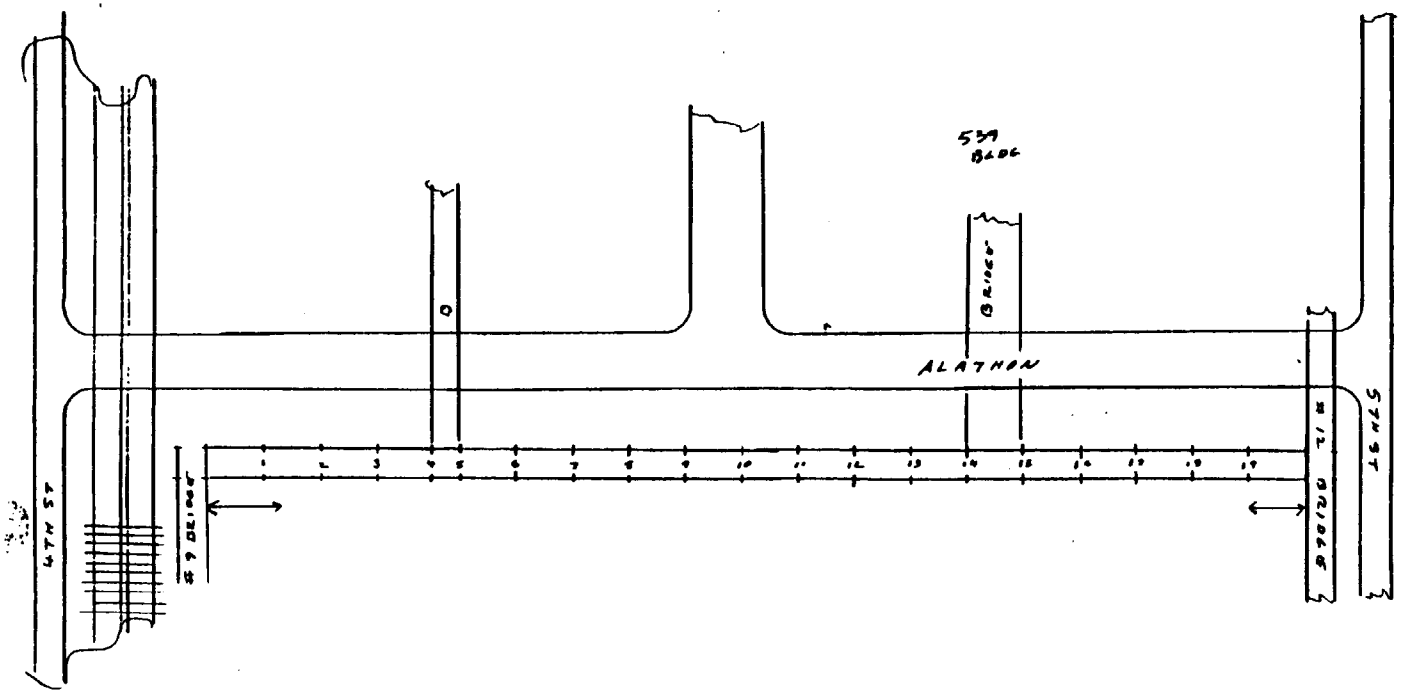

DUP 0325992

ENGINEERING DEPARTMENT SKETCH SHEET Sheet No. _____

_____ Plant _____ Title _____

A _____ Function _____ Subject _____

Name _____ Date _____

N

11 E PLUS NUMBER

NUMBER 11 BRIDGE

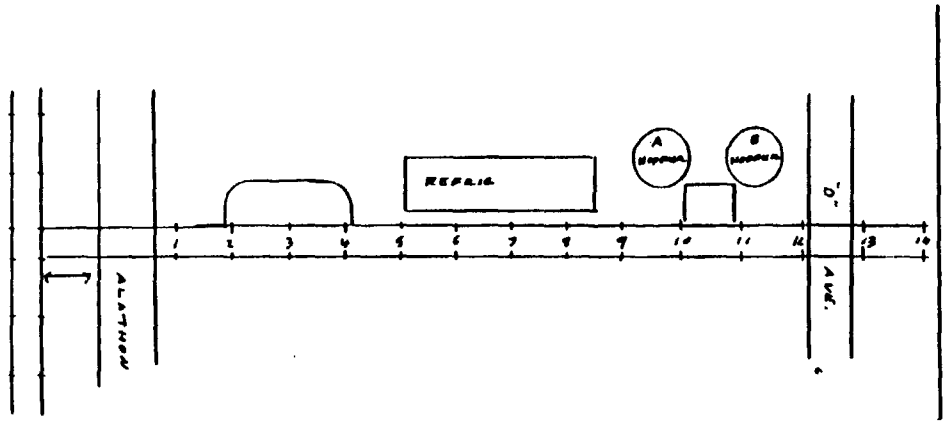

BLDG 534

DUP 0325993

ENGINEERING DEPARTMENT SKETCH SHEET Sheet No.

Proj. No. Plant Title

Bldg. or Area Function Subject

Name Date

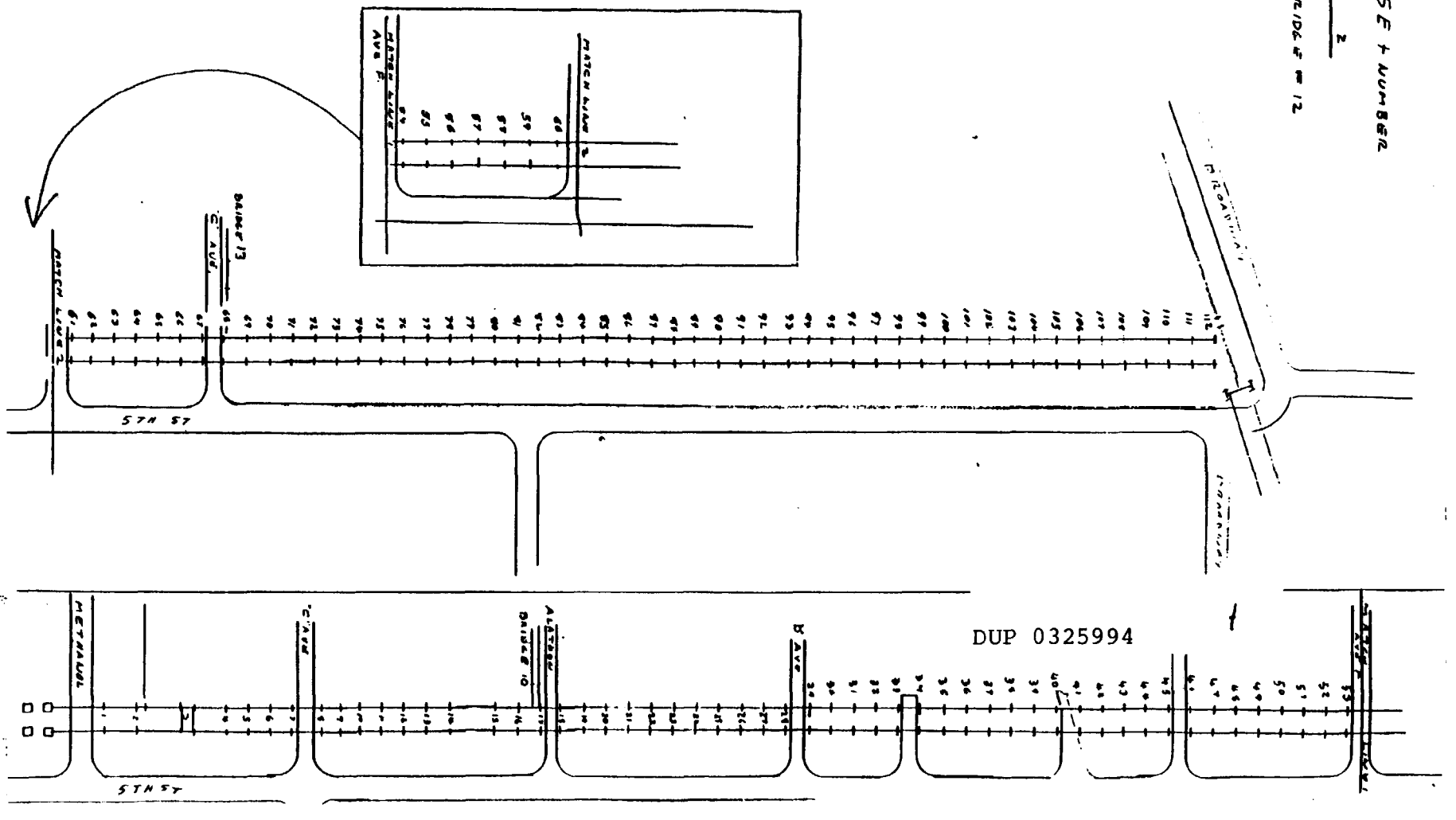

DUP 0325994

SHEET NO. _____

PROJ. NO. _____ PLANT _____ TITLE _____

BLDG. OR AREA _____ FUNCTION _____ SUBJECT _____

NAME _____ DATE _____

G N + NUMBER

NUMBER 13 BRIDGE

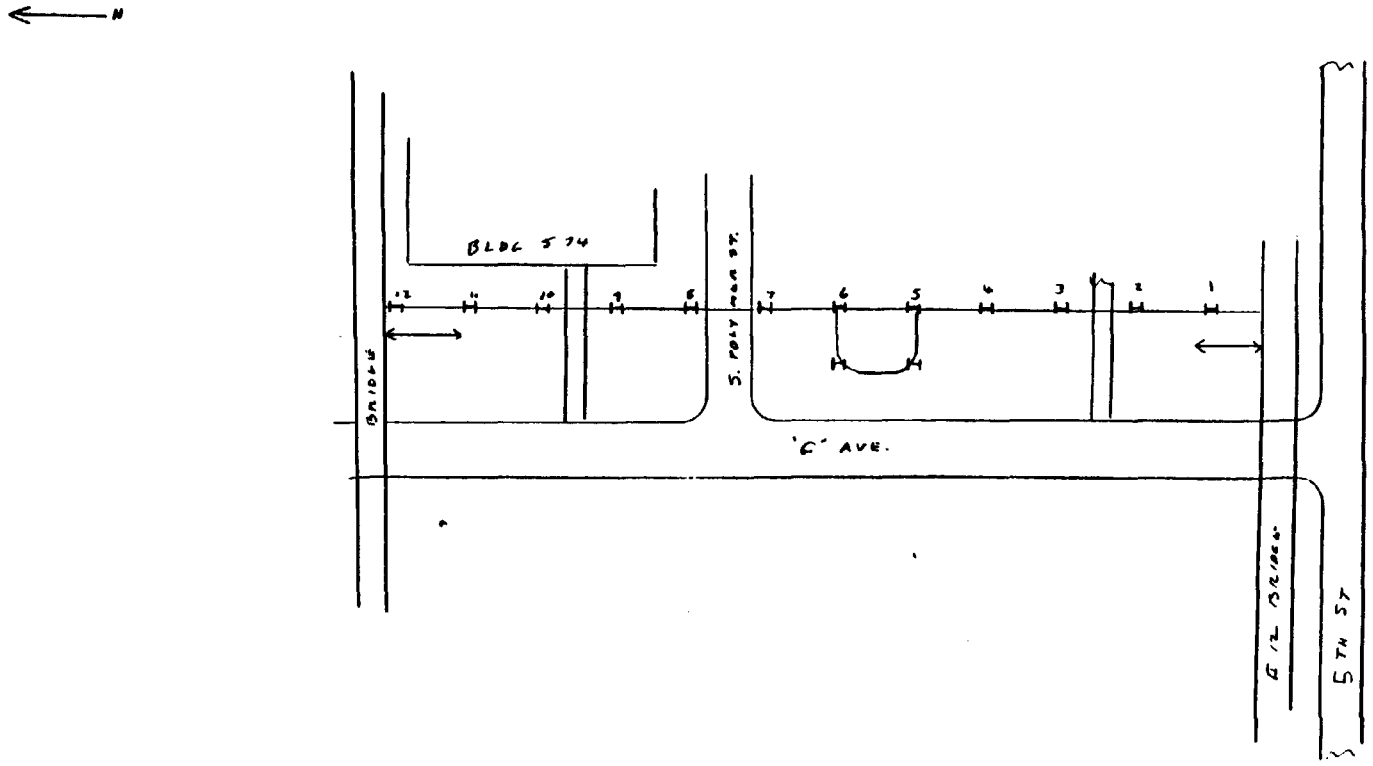

DUP 0325995

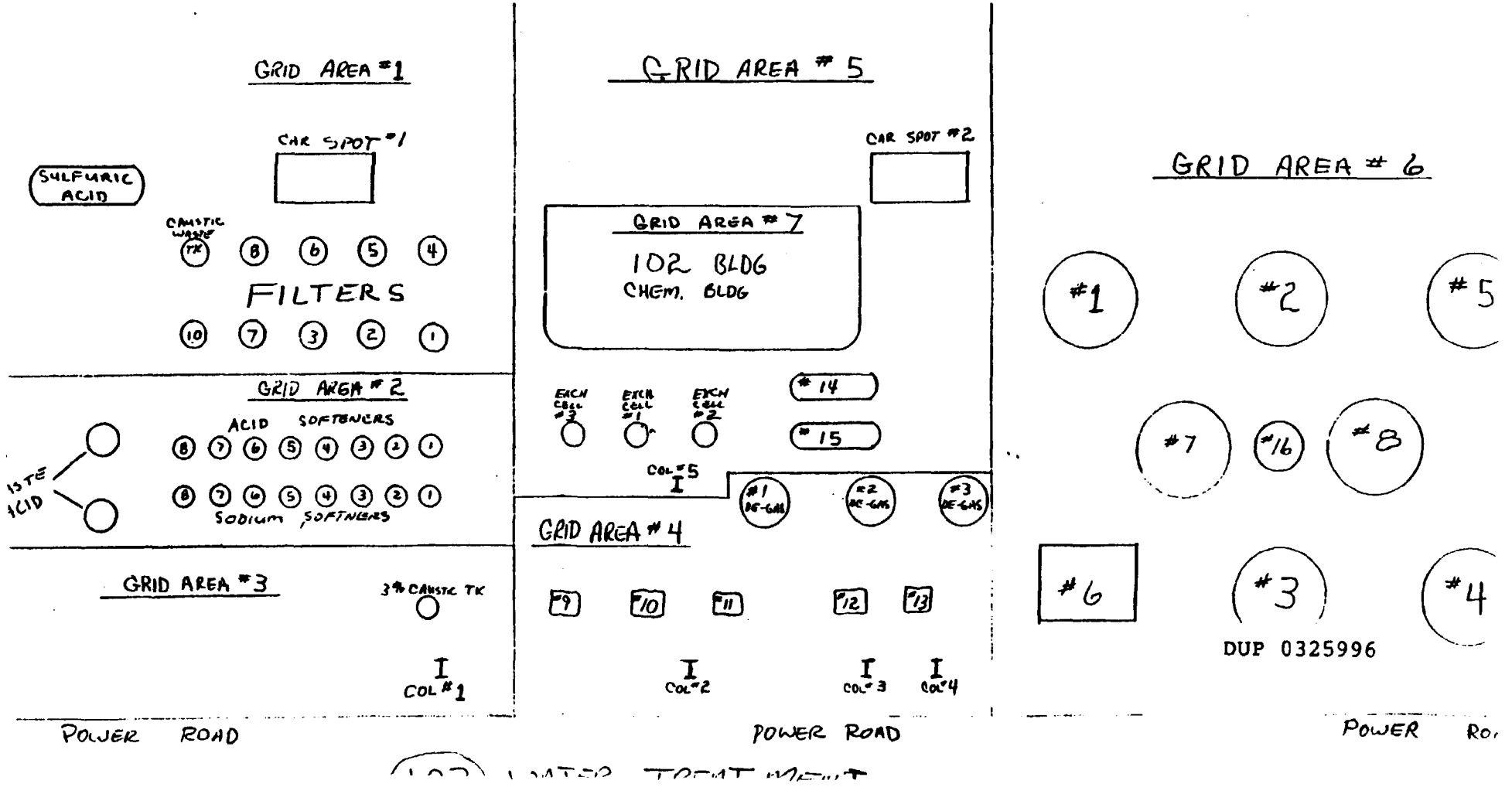
GRID AREA #1
CAR SPOT #1
SULFURIC ACID
CAUSTIC WASTE TK
8 6 5 4
FILTERS
10 7 3 2 1
GRID AREA #2
ACID SOFTENERS
8 7 6 5 4 3 2 1
ISTE ACID
8 7 6 5 4 3 2 1
SODIUM SOFTNERS
GRID AREA #3
3% CAUSTIC TK
COL #1
GRID AREA #5
CAR SPOT #2
GRID AREA #7
102 BLDG
CHEM. BLDG
EXCH CELL #3
EXCH CELL #1
EXCH CELL #2
#14
#15
COL #5
#1 DE-GAS
#2 DE-GAS
#3 DE-GAS
GRID AREA #4
F9 F10 F11 F12 F13
COL #2
COL #3
COL #4
GRID AREA #6
#1
#2
#5
#7
#16
#8
#6
#3
#4
DUP 0325996
POWER ROAD
POWER ROAD
POWER RO

102 BLDG

1. #1 PRECIPITATOR
2. #2 PRECIPITATOR
3. #3 PRECIPITATOR
4. #4 PRECIPITATOR
5. #5 PRECIPITATOR
6. SWITCH GEAR ROOM.
7. #1 MAGNESIUM DISSOLVER
8. #2 MAGNESIUM DISSOLVER
9. #1 SOFT H_2O PUMP
10. #2 SOFT H_2O PUMP
11. #3 SOFT H_2O PUMP
12. #4 SOFT H_2O PUMP
13. #5 SOFT H_2O PUMP
14. DEMINERALIZED H_2O TK.
15. DEMINERALIZED H_2O TK.
16. CHEMICAL MIXING TK.

DUP 0325997

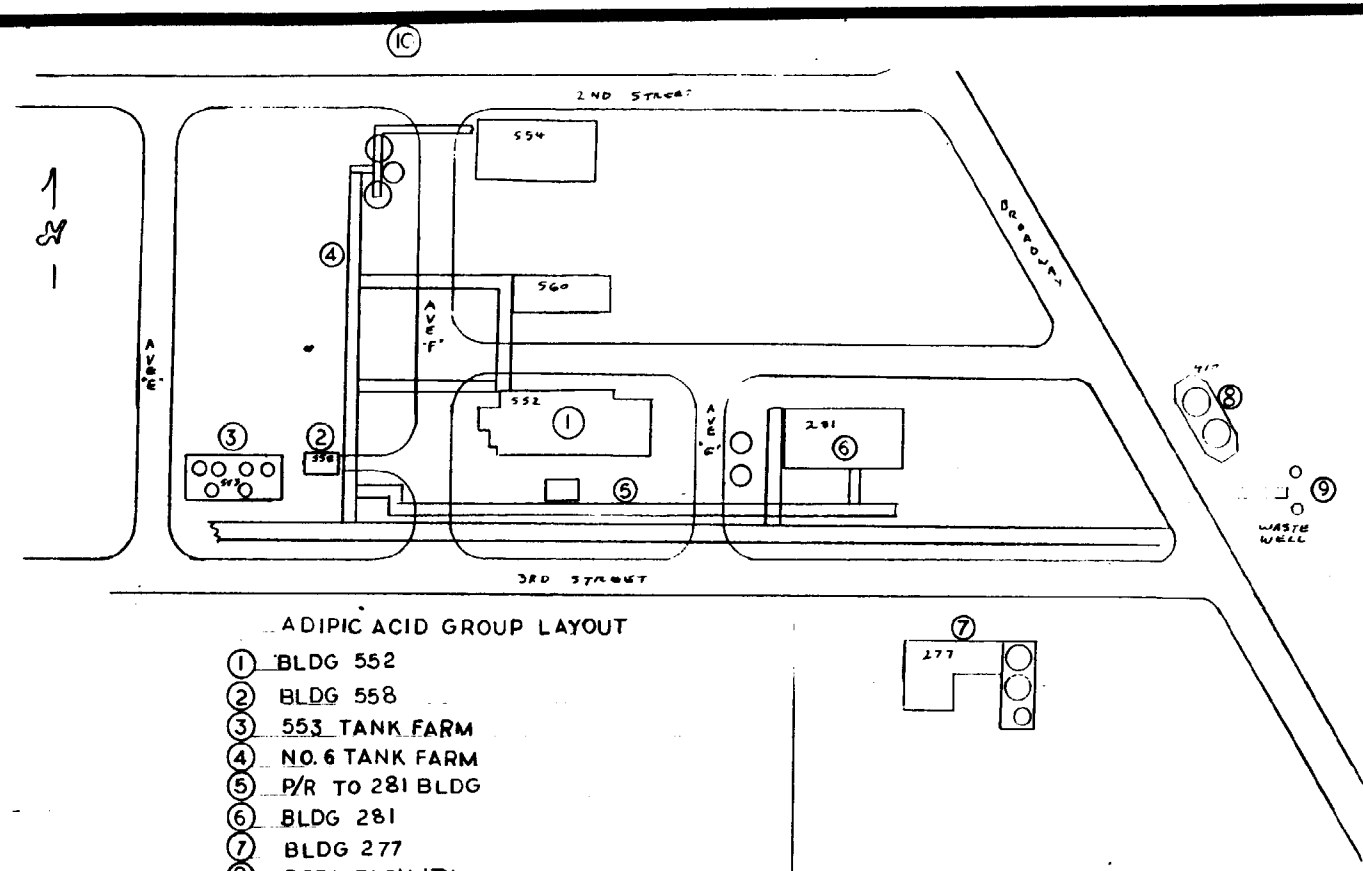

ADIPIC ACID GROUP LAYOUT

1. BLDG 552
2. BLDG 558
3. 553 TANK FARM
4. NO. 6 TANK FARM
5. P/R TO 281 BLDG
6. BLDG 281
7. BLDG 277
8. RCRA FACILITY
9. 410 STORAGE
10. AMMONIA STGE

DUP 0325998

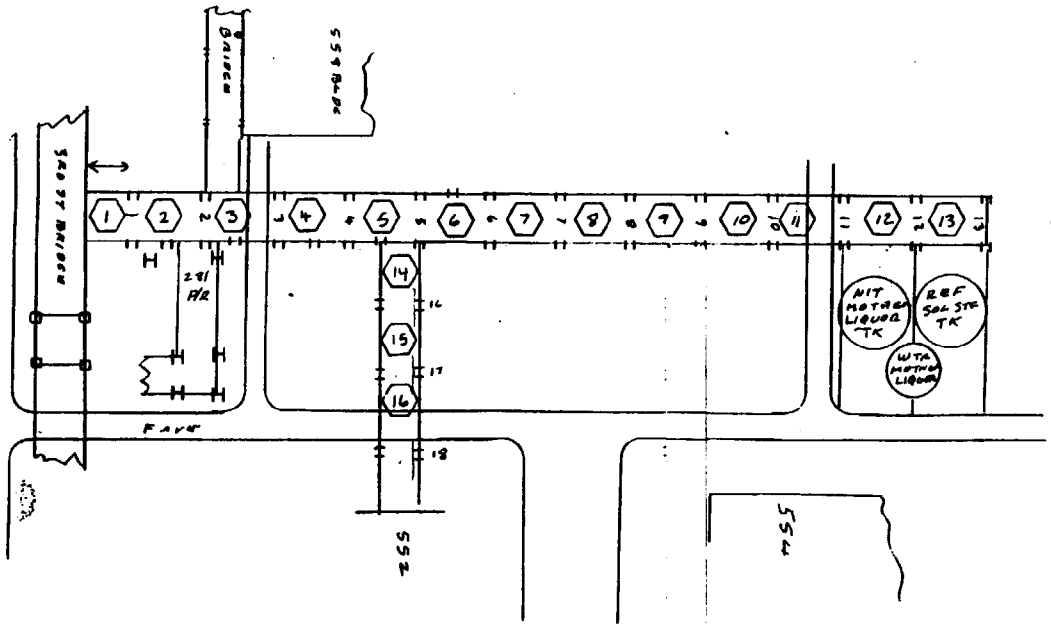

NO. 6 P/R

GROUP 4

DUP 0325999

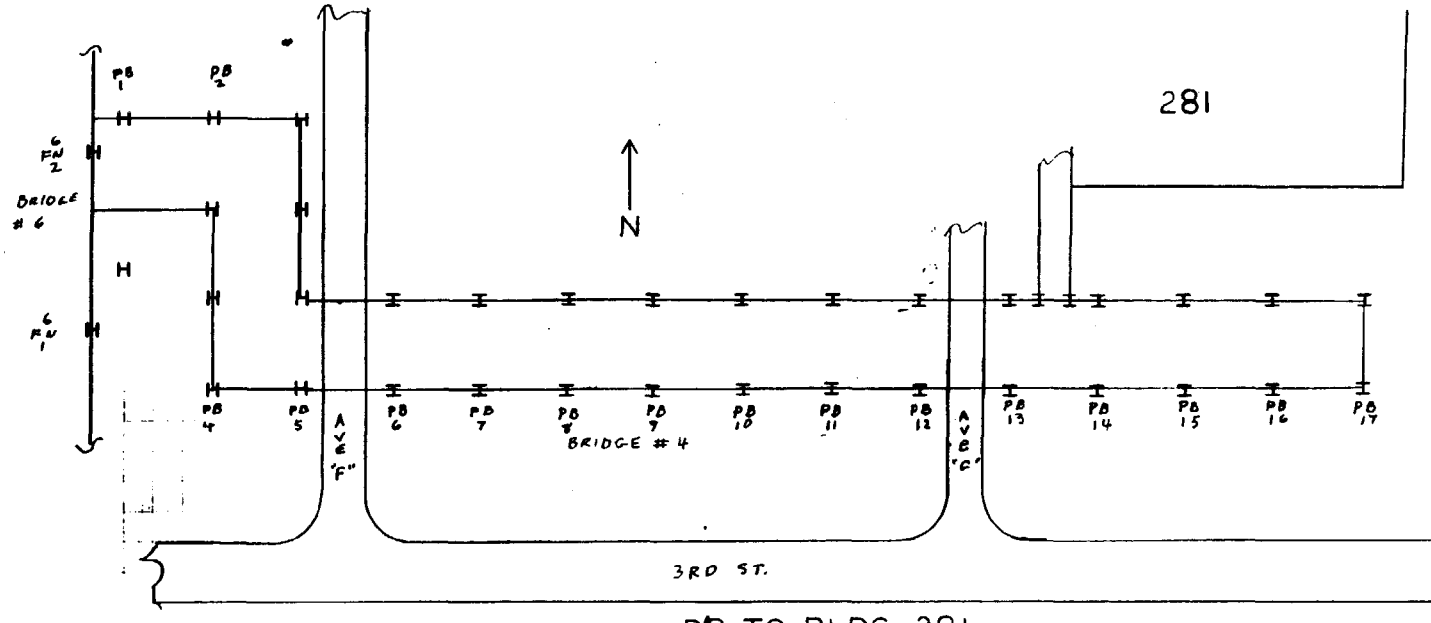

P/R TO BLDG 281
GROUP 5

DUP 0326000

GROUND FLOOR
GRID SHEET
3050 BLDG

#50 - Hot - Asbestos

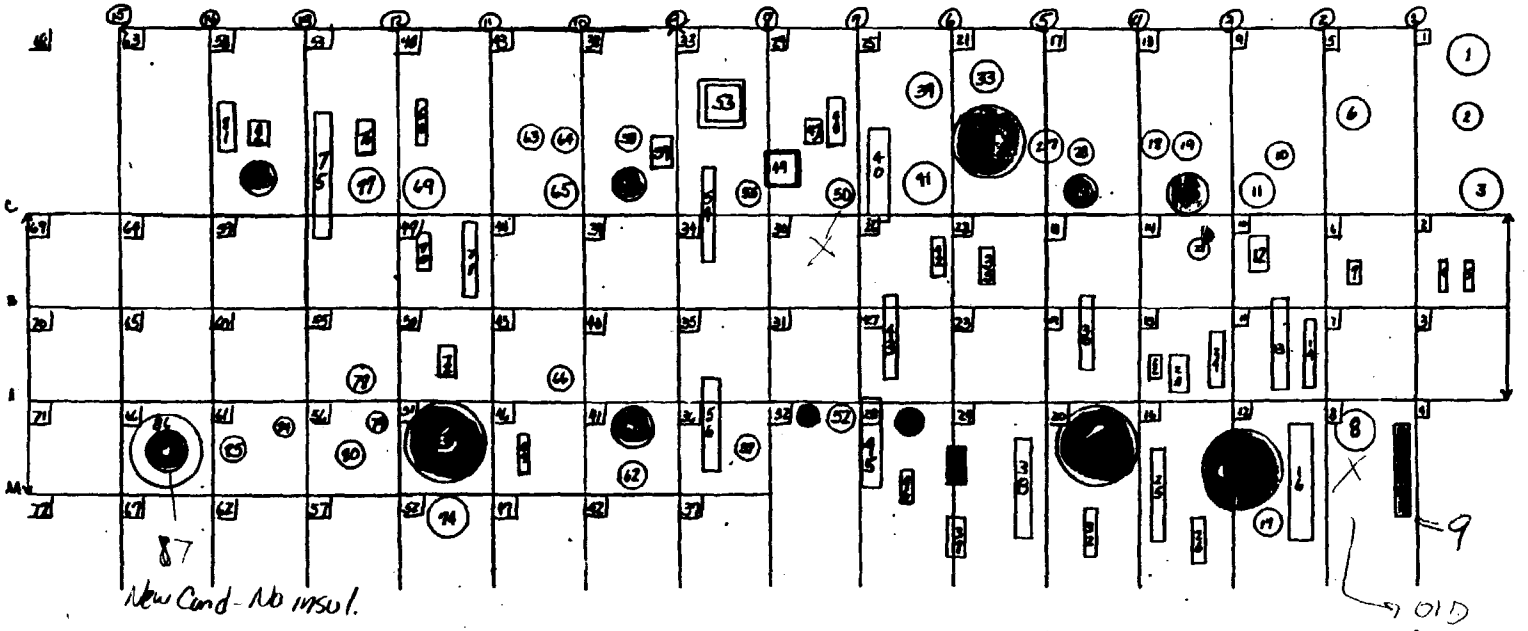

1 175° Flash TK. 1040-1.1
2 Atmos. Flash TK. 1040-3
3 25# Flash TK. 1040-2
4 W. 25# Flash TK. Pmp 1040-9
5 E. 25# Flash TK. Pmp 1040-7
6 Flash TK. Dp. Separ. 1040-10
7 Swing Jet K.O.P. Pmp 1215-6
8 ADN Col 1212-1
9 OLD ADN Col. Col. 1212-15.01
10 WFE TAILS TK. 1264-04
11 Head TK. Abandd. 1255-13.1
12 WRC Reflux Pmp. 1102-6
13 P.C./Recycle MGN FD. Preheat. 1210-20+21
14 PC FD. Preheat. 1210-22
15 MGN Purge Conc. Col. 1210-1
16 P.C. Col. Col. 1210-15
17 P.C. Col Cond. Ref. 1210-4
18 ZPN Degas Pmp. 1252-7
19 ZPN Degas Pmp. 1252-7
20 OLD ZM3 Col 1255-1
21 Vent Hdr. P.O.T.

22 MGN Col Spray Cond circ. Pmp 1209-7
23
24 MGN Tails Cooler 1210-18
25 MGN Col. Col. 1209-15
26 PC Col. Col. Circ. Pmp 1210-08
27 L.B. Head TK 1152-13.01
28 Low Boiler Col Col. 1152-15
29 Low Boiler Col. 1152-1
30 Low Boiler Col FD. Preheat 1152-20
31 MGN Col 1209-1
32 MGN Col. Col. Circ Pmp 1209-8
33 ZPN Col. Col. 1305-15
34 ZPN Col. 1305-1
35 ZPN Col Tails Pmp. 1305-10
36 CYANE Rec. Col./Step II Flasher Make FD. Preheat 1254-22
37 MGN Recycle Preht. 1209-17
38 Low BOILER Col. FD. Preht. 1209-18
39 ZPN Col Cond. TK. 1305-4
40 EXT. Flasher Col. 1201-15
41 ZPN Col. Heads TK. 1305-13.01
42 ZPN Col. Make Pmp. 1305-06

43 CRC/3PN Make Rec. Exchan. 1254-20
44 CYANE Recovery Col. 1254-1
45 CYANE Recycle Col. Col. 1254-15
46 1254-8
47 EXT. Flasher Tails Pmp. 1201-10
48 EXT. Flasher Circ. Pmp. 1201-8
49 AQUEOUS Sump
50 EXT. Flasher 1201-1
51 WORC 1204-1
52 CYANE Recycle Col. Head TK 1254-13.1
53 ORGANIC SUMP
54 ZM3 Col. Tails 1150-20
55 ZM3 Side Draw CLR.
56 3PN Col. Spray Cond CLR. 1253-18
57 3PN Refrig. Make TK. 1253-3
58 ZM3 Col. Col. 1150-15
59 Spiral Exchanger
60 ZM3 Col. 1150-1
61 3PN Col. 1253-1
62
63 Recycle "L" Pre Flasher Prehtr. 1252-15
64 Recycle "L" Preflasher Prehtr. 1252-16

65 Cond. Head TK. 1150-13.1
66 3PN Cond. TK.
67 DN Col. Cond. Circ. Pmp. 1257-7
68 CYANE Preflasher Tails Pmp 1252-10
69 CYANE Preflasher 1252-01
70 CYANE Preflasher Make Pmp 1252-06
71 3PN Feed Heater 1253-15
72 DN Col. Tails Pmp 1257-10
73 DN Col. 1257-1
74 DN Col. By Pass Holdup TK. 1257-3
75 Recycle "L" Col Col. 1215-15
76 N. Recycle "L" Col. Make Pmp 1251-6
77 Recycle "L" Make TK. 1251-13
78 DN Col. Cond. TK
79 Hot Well
80 DN Col. Col. 1257-16
81 Recycle "L" Col. Col. Circ. Pmp
82 Recycle Tails Spiral Exch.
83 Recycle "L" Col. 1251-1
84 ADN Ref. Col. Cond. TK. 1312-4
85 ADN Col. Col. 1312-15
86 ADN Ref. Col. Spray Cond 1312-5
87 ADN Ref. Col. 1312-1

DUP 0326001

EQUIP. LIST

1) VENT SYSTEM K.O.P. 1270-1
2) ADN COL. 1212-1
3) WFE SEPERATOR
4) HIGH BOILER TAILS TANK
5)
6) FLUSH HOLD UP TANK 1218-01
7) MGN PURGE CONC. COL. 1210-1
8) OLD 2M3 COLUMN CALANDRIA
9) OLD 2M3 COL 1255-1
10) REFLUX TANK 1102-13.1
11) LOW BOILER COL. CAL. 1152-15
12) LOW BOILER COL. CAL. 1152-1
13) MGN COLUMN 1209-1
14) 2PN COL. CAL. 1305-15
15) 2PN COLUMN 1305-1
16) EQUIPMENT REMOVED
17) EQUIPMENT REMOVED
18) 2PN COL. HEADS TANK 1305-13.01
19) CYANIE RECOVERY COLUMN 1259-1
20) EXTRACT FLASHER 1201-1
21) SOLVENT RECYCLE FEED TANK 1204-02
22) WORC 1209-1
23) WORC CAL. 1209-15
24) 3PN BRINE COND. 1253-14.1
25) 3PN JET STRIPPER COND. 1253-14.2
26) 2M3 COLUMN CALANDRIA 1150-15
27) 2M3 COLUMN 1150-1
28) 3PN COLUMN 1253-1
29) 3PN COLUMN CALANDRIA
30) CYANIE PREFLASHER 1252-01
31) COND. HEAD TANK 1252-13.1
32) DN COLUMN 1257-1
33) RECYCLE "L" MAKE TANK 1251-13
34) DN COLUMN CALANDRIA 1257-16
35) RECYCLE "L" COLUMN 1251-1
36) ADN COL. CAL. 1312-15
37) RECYCLE "L" TAILS FLASHER 1250-1
38) RECYCLE "L" TAILS FLASHER WATER COOLED COND 1250-12
39) RECYCLE "L" TAILS FLASHER MAKE TANK 1250-3
40) RECYCLE "L" TAILS FLASHER SPRAY COND 1250-5
41) RECYCLE "L" TAILS FLASHER BRINE COOLER 1250-19
42) ADN REF COL 1312-1

3050 BLDG

2ND FLOOR

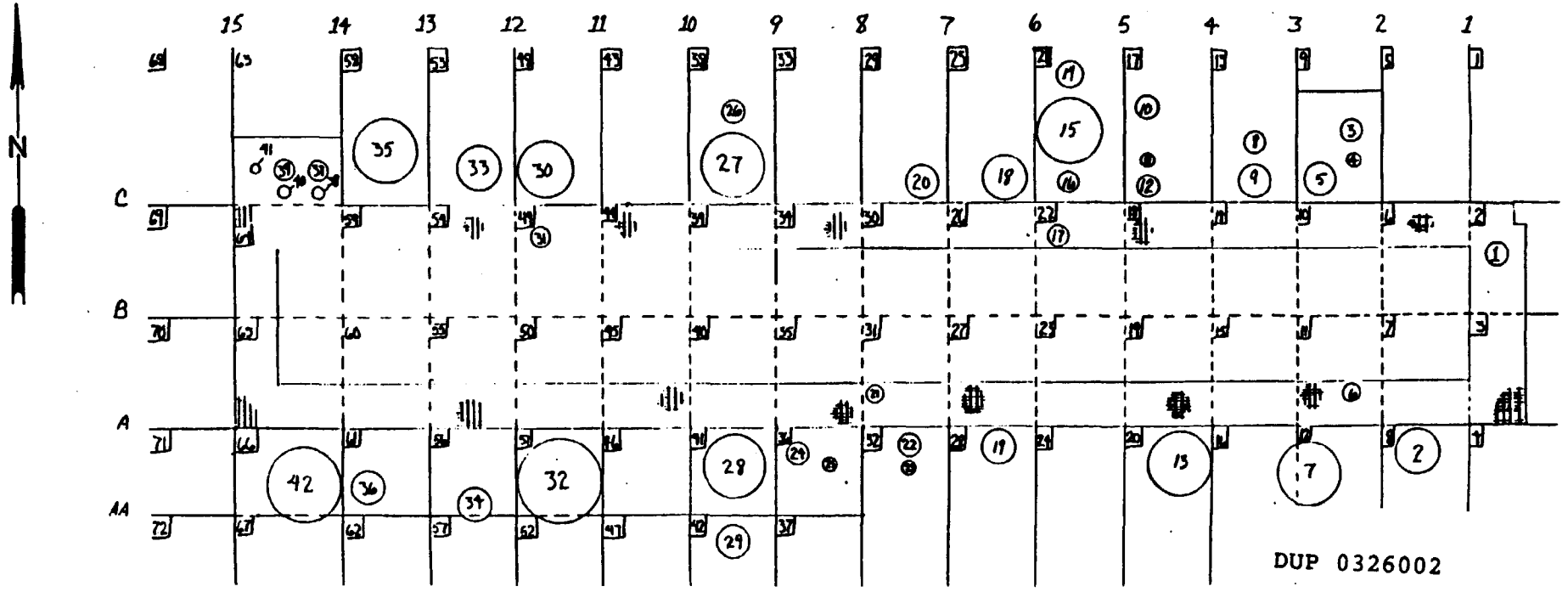

DUP 0326002

3050 BLDG

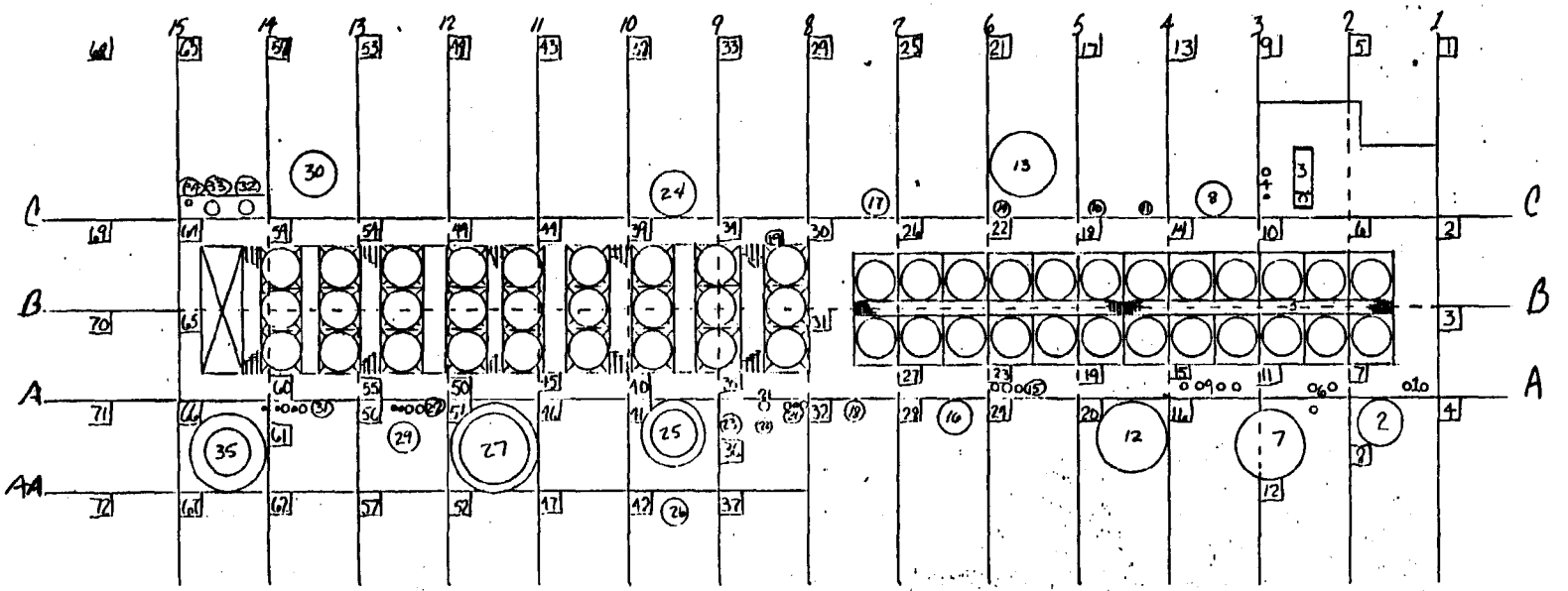

3RD FLR

1) VAC. JET 1212-26
2) ADN COL 1212-1
3) WIPED FILM EVAPORATOR 1264-1
4) WFE VAC. JET 1264-26
5) AIR COOLERS
6) VAC. JET 1210-26
7) MGN PURGE COND COL 1210-1
8) OLD 2M3 COL
9) VAC JETS 1207-26 & 1209-26
10) LOW BOILER COL 1152-1
11) WRC COL 1102-1
12) MGN COL
13) 2PN COL 1305-1
14) HAS BEEN REMOVED
15) VAC JET 1222-26
16) CYANIDE RECOVERY COL 1254-1
17) EXTRACT FLASHER 1201-1
18) WORC 1201-1
19) AIR COOLERS
20) VAC. JET 1253-26
21) 3PN JET STRIPPER 1253-2
22) REFRIG. COOLER 1253-14.2
23) REFRIG COND 1253-14.1
24) 2M3 COLUMN 1150-1
25) 3PN COLUMN 1253-1
26) 3PN COLUMN CALANDRIA 1253-3
27) DN COLUMN 1257-1
28) VAC JET 1257-26
29) DN COLUMN CALANDRIA 1257-16
30) RECYCLE "L" COLUMN 1251-1
31) VAC. JET 1312-26
32) RECYCLE "L" TAILS FLASHER WATER COOLER COND 1250-17
33) RECYCLE "L" TAILS FLASHER SPRAY COND 1250-5
34) RECYCLE "L" TAILS FLASHER AFTER COOLER 1250-26.1
35) ADN REF COL 1312-1

DUP 0326003

3050 BLDG

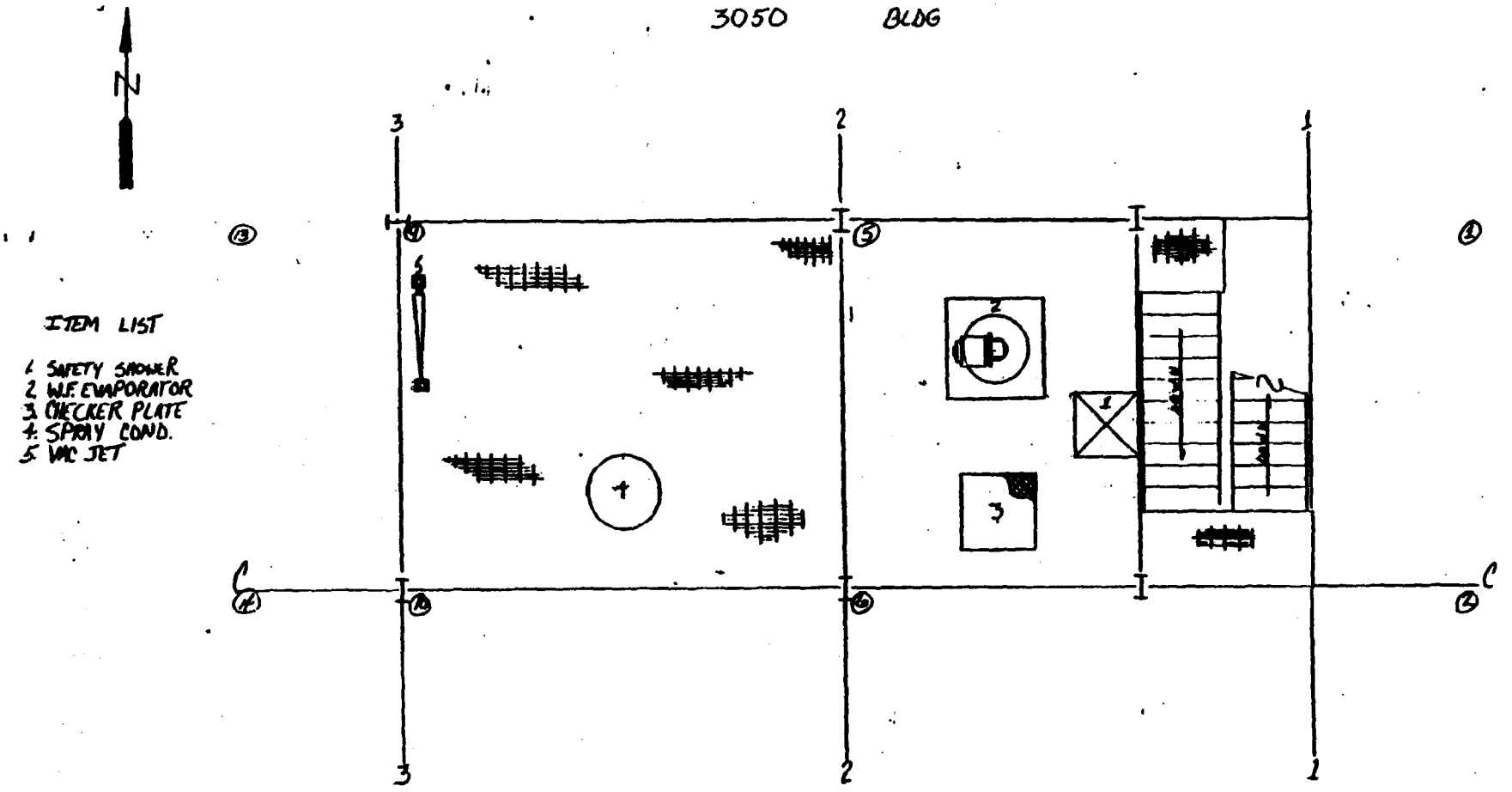

ITEM LIST

1. SAFETY SHOWER
2. W.F. EVAPORATOR
3. CHECKER PLATE
4. SPRAY COND.
5. VAC JET

4th FLR

DUP 0326004

ETHYLENE MAPS

LEAVE ONE COPY IN FILES

DUP 0326005

ETHYLENE BLDG 1200

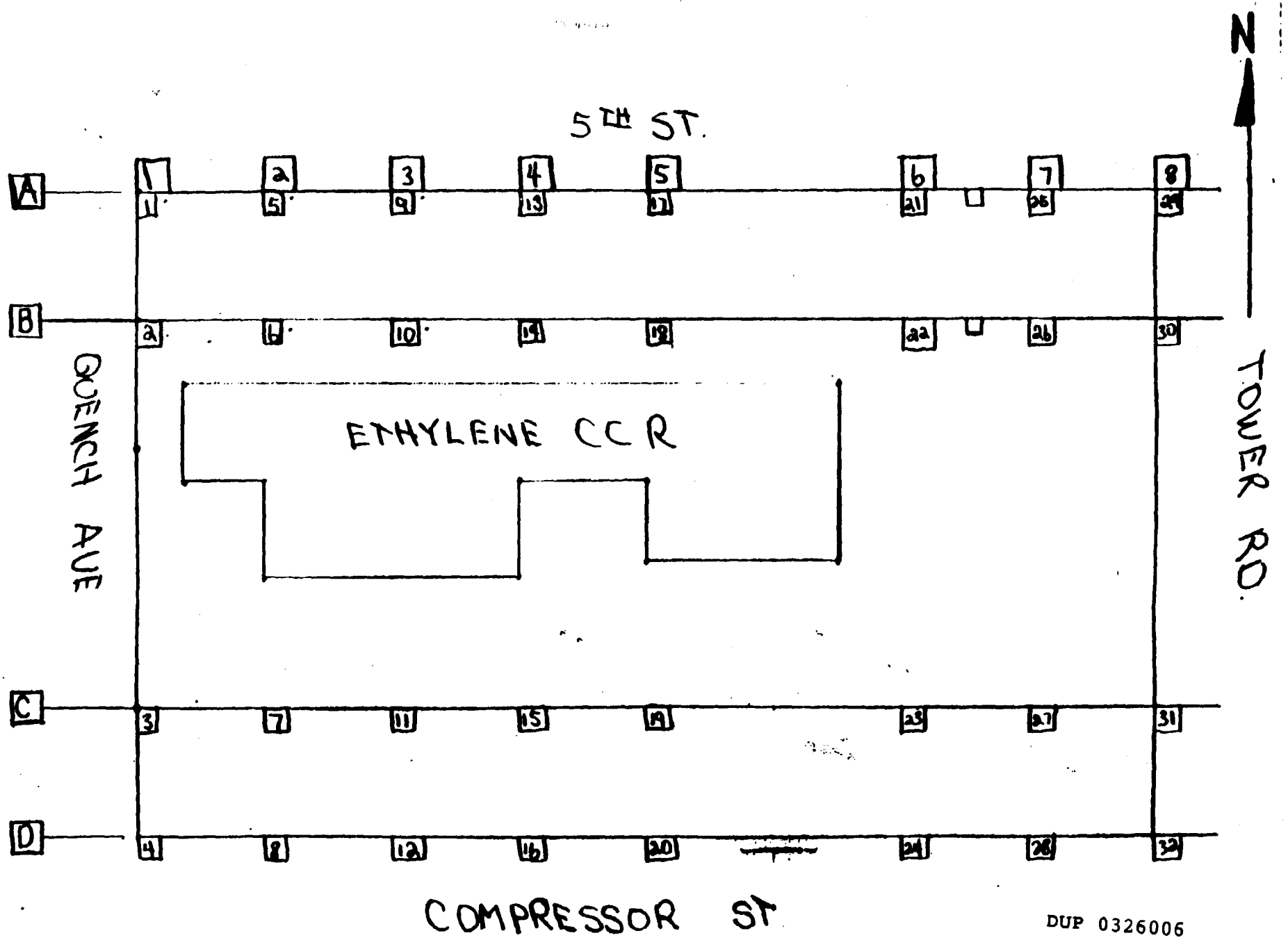

DUP 0326006

ETHYLENE 1210 BLDG.

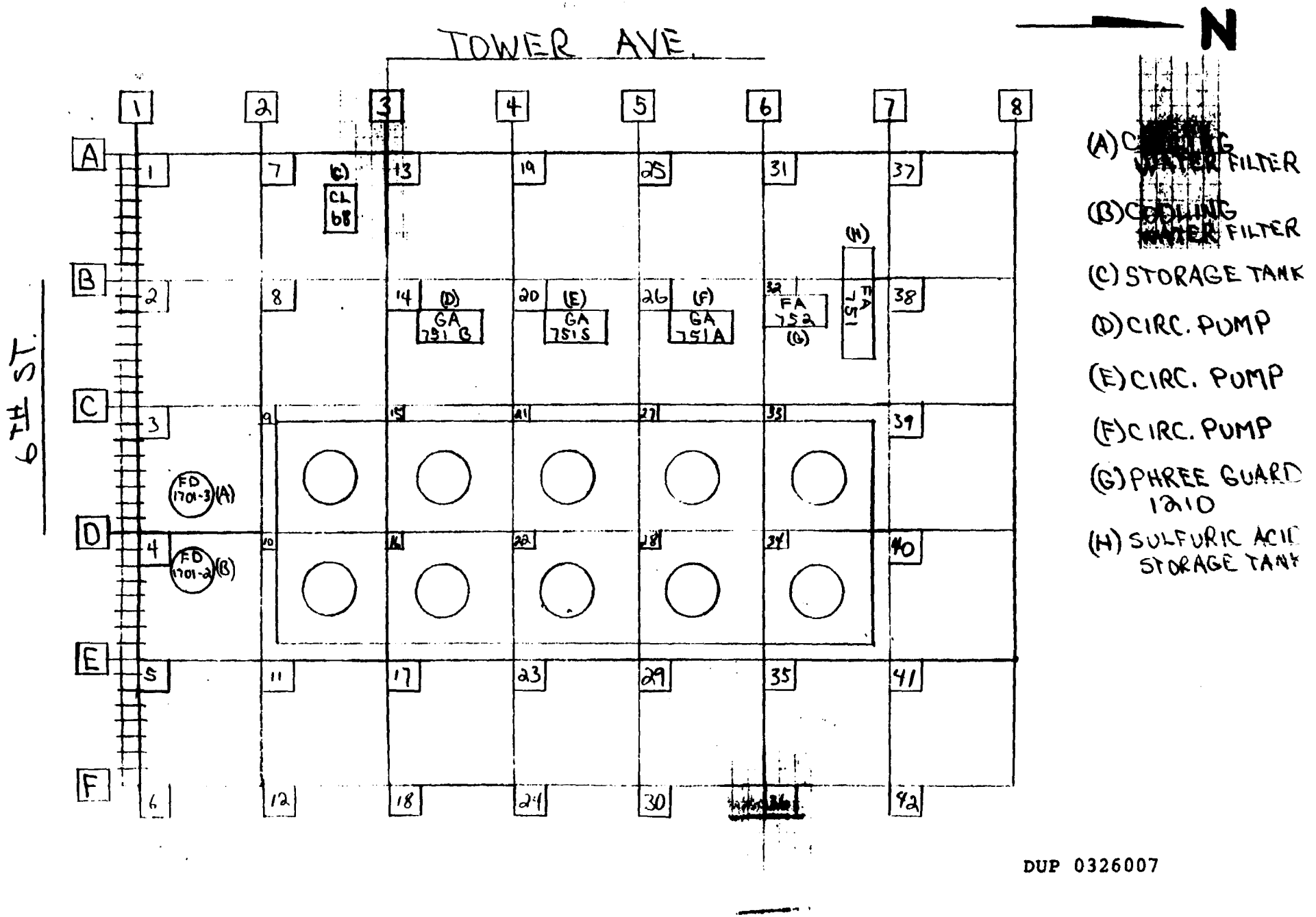

DUP 0326007

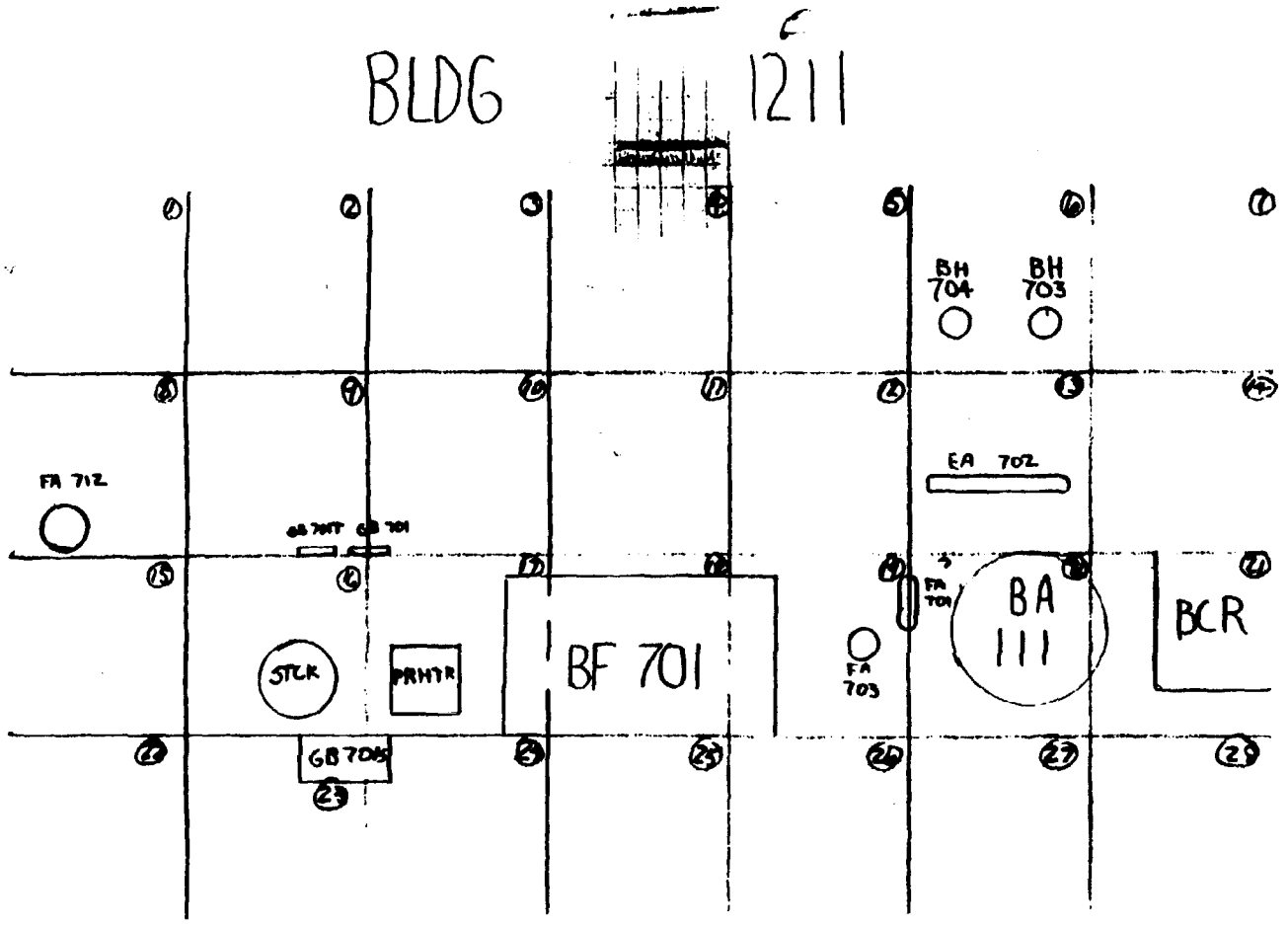

FA 712 MOBIL OFFGAS DRUM
GB 701T STEAM GEN FRCD DRFT TURB
GB 701 STEAM GEN FRCD DRFT TURB
GB 701S ELEC FRCD DRFT FAN PRHTR
BF 701 STEAM GENERATOR
FA 701 BOILER BLWDN DRM
FA 703 BLWDN FLASH POT
BH 704 NEW WHS SEPERATOR
BH 703 WHS SEPARATOR
EA 702 HP STEAM BLOWDOWN COOLER
BA 111 STEAM SUPERHEATER

DUP 0326008

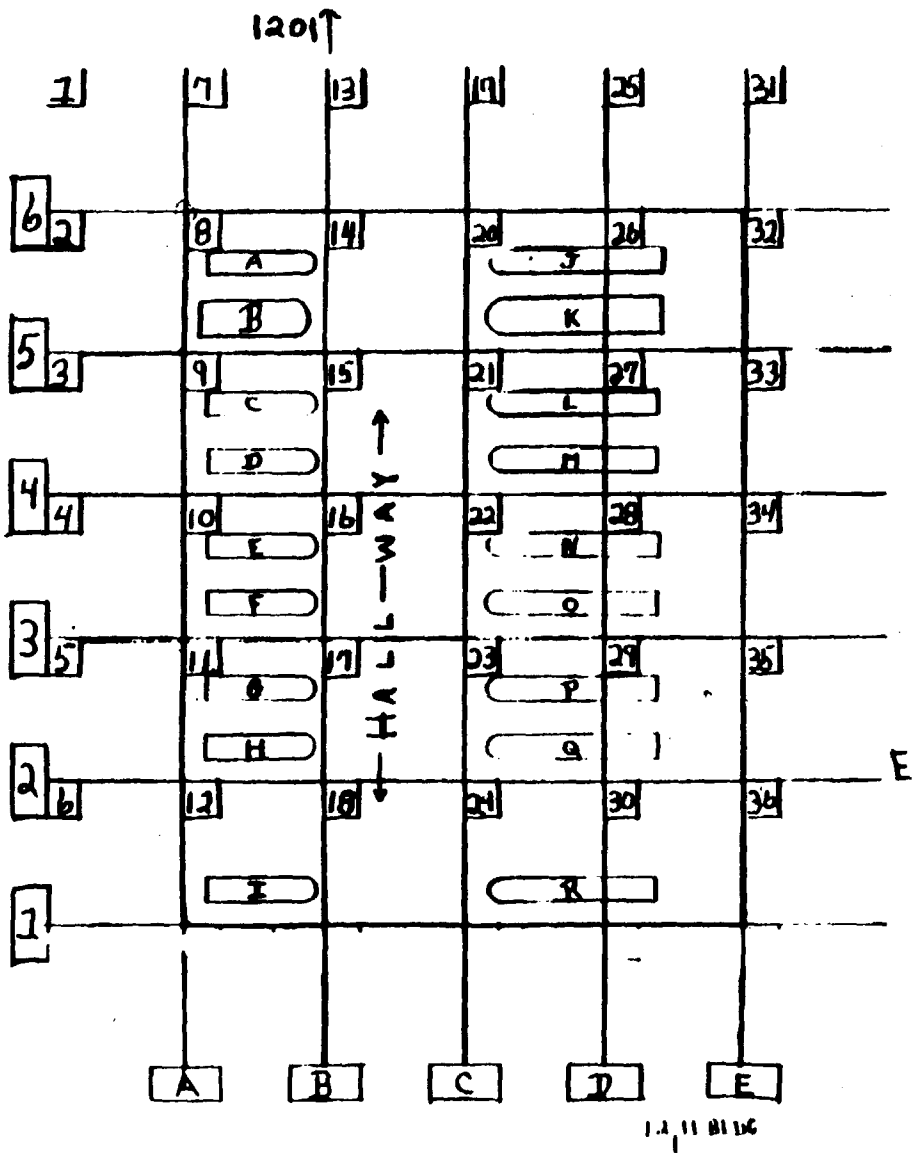

Ethylene

(1212) Bldg.
First Floor

Equipment
T.L.E.'s

(A) EA-100 B
(B) EA-101 B
(C) EA-102 B
(D) EA-103 B
(E) EA-104 B
(F) EA-105 B
(G) EA-106 B
(H) EA-107 B
(I) EA-108 B
(J) EA-100 A
(K) EA-101 A
(L) EA-102 A
(M) EA-103 A
(N) EA-104 A
(O) EA-105 A
(P) EA-106 A
(Q) EA-107 A
(R) EA-108 A

DUP 0326009

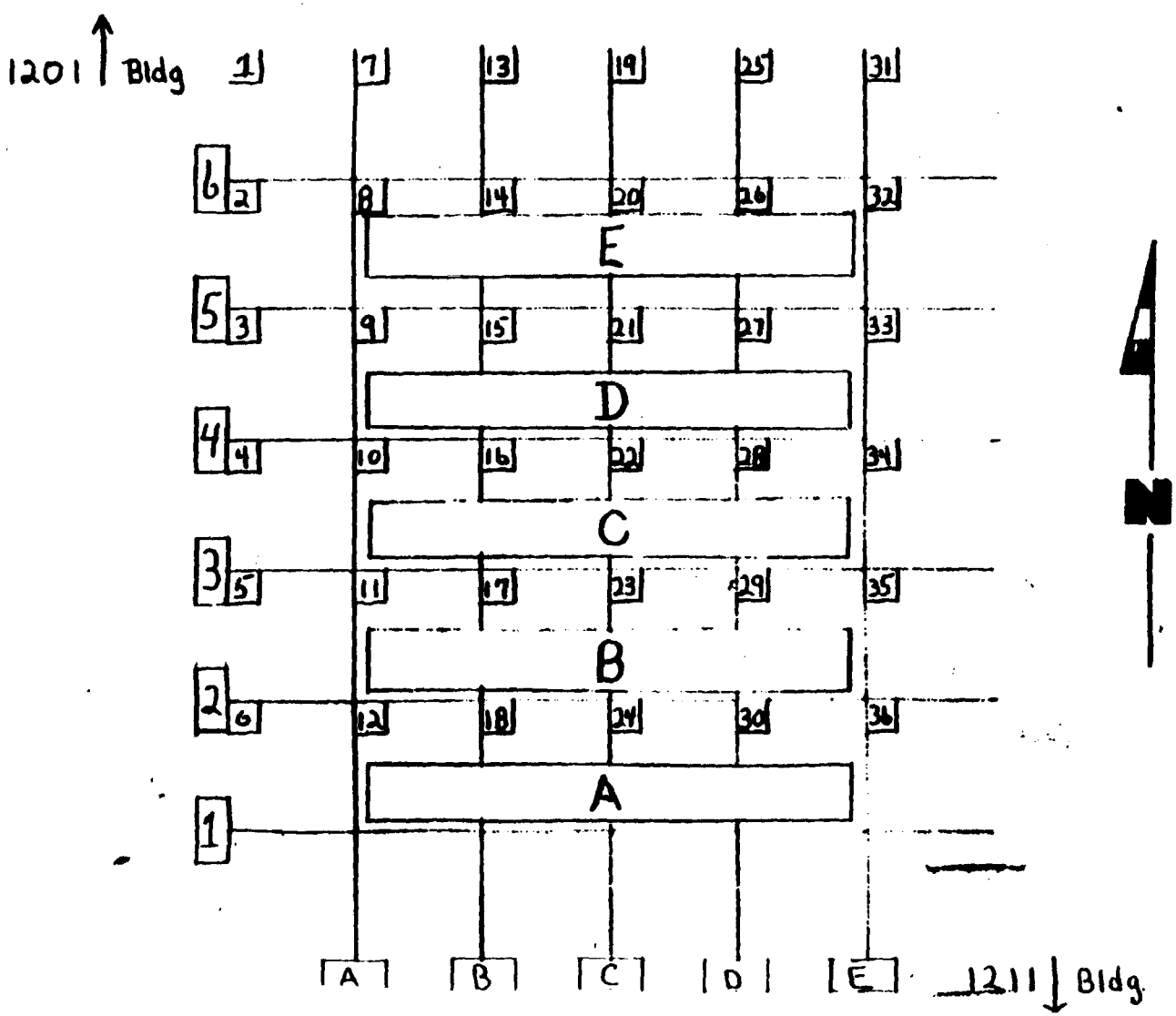

ETHYLENE

HEATERS
A.B.C.D.E.

5TH Floor
1212 Bldg.

N

DUP 0326010

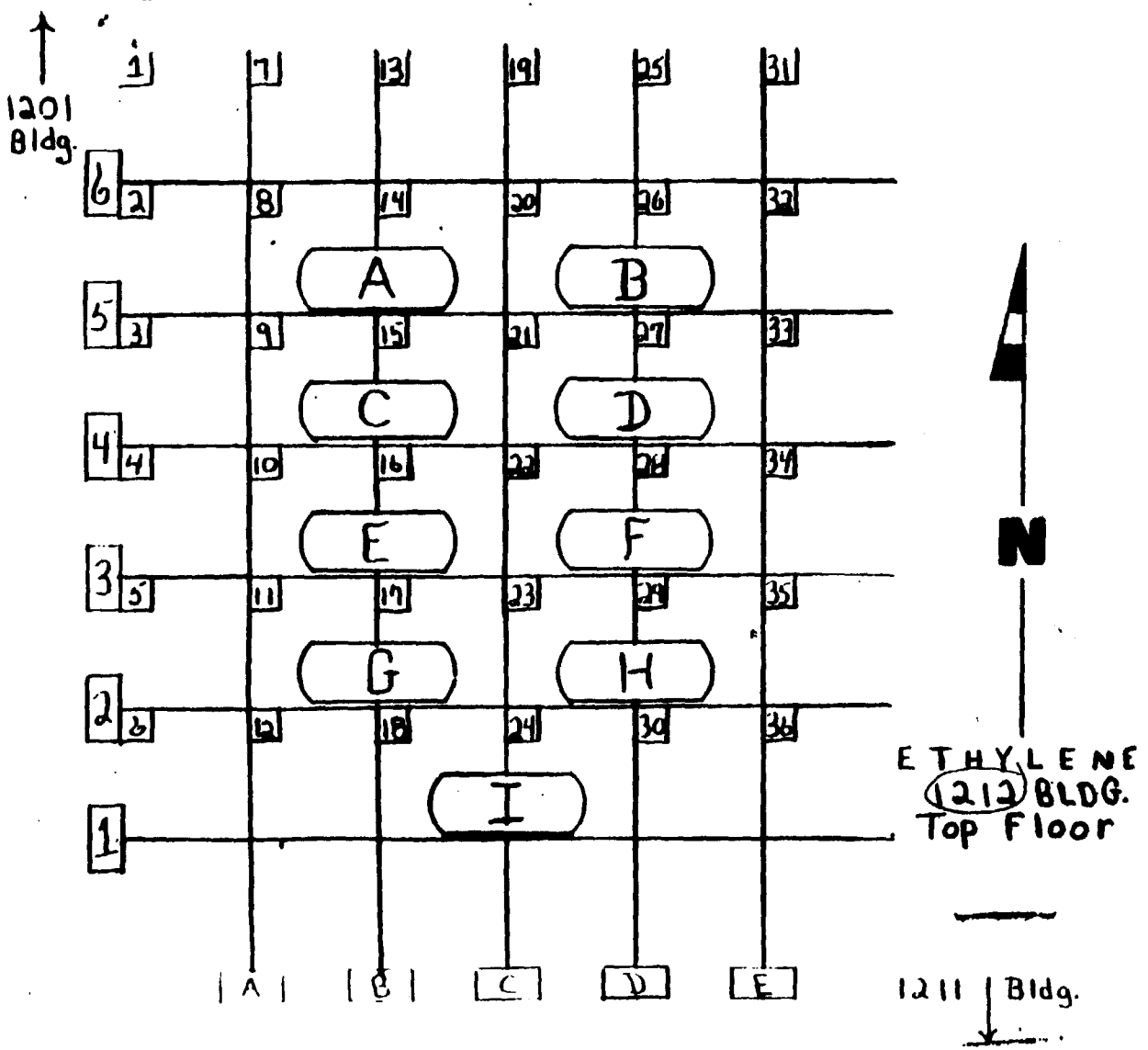

STM. DRM.

(A) FA-101
(B) FA-100
(C) FA-103
(D) FA-102
(E) FA-105
(F) FA-104
(G) FA-107
(H) FA-106
(I) FA-108

DUP 0326011

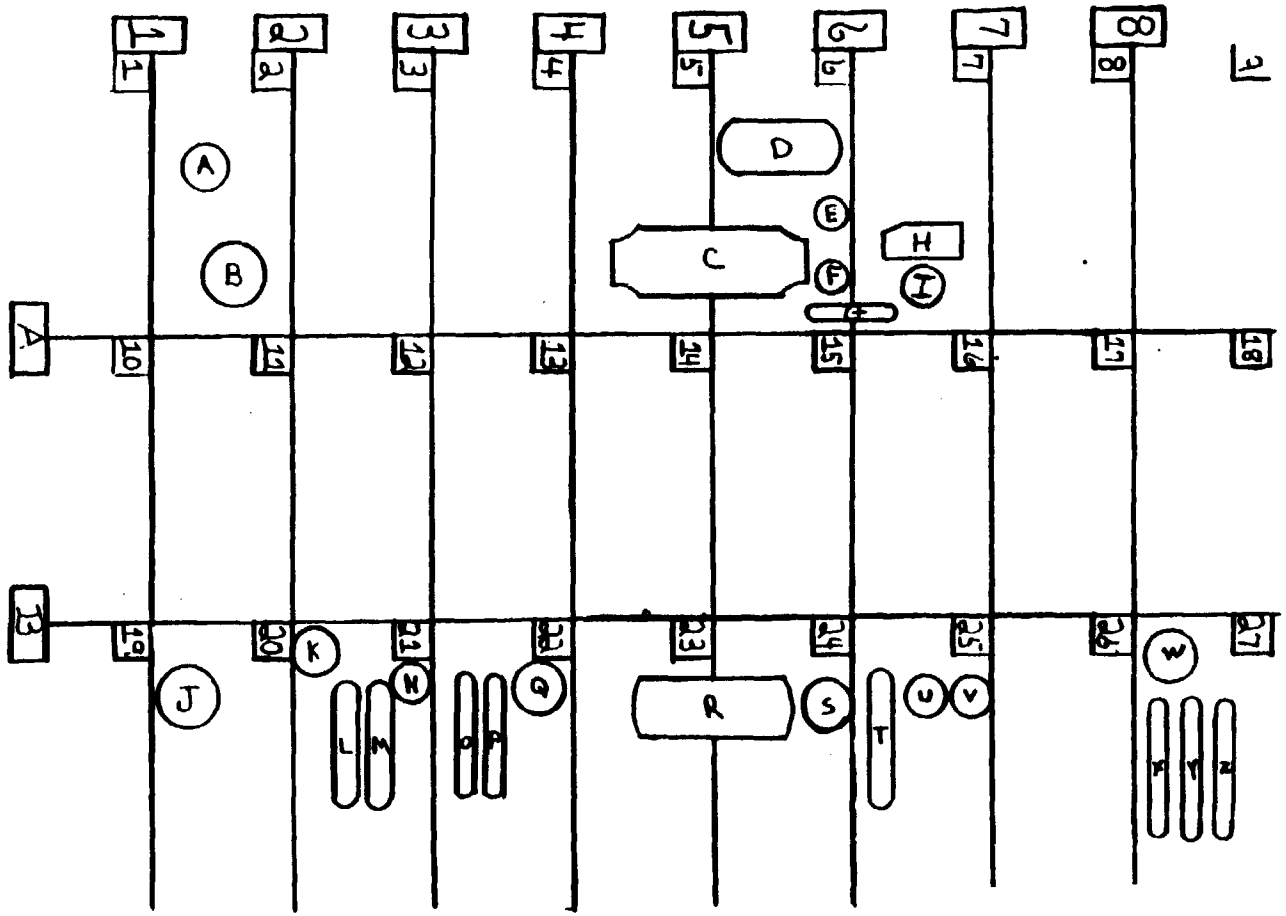

ETHYLENE

1213 Bldg.

DUP 0326012

(A) FA 702 Flash dr
(B) FB 701 Sft. Wat.
(C) EA 130 Sec. T.L.E
(D) FA 130 T.L.E. Lev.
(E) FA 1007B Flaer pu
(F) FA 1007A Flaer pu
(G) EA 1009 Regen. h
(H) EA 1005 Dryer fe
(I) FA 1006 Dryer fe
(J) FA 451 Prop. frac
(K) DA 452 Prop frac
(L) EA 458 Prop. frac
(M) EA 456 Meth. S
(N) DA 451 Meth. S
(O) EA 125 Ethy. Sup
(P) EA 122 Feed. sup.
(Q) FA 212 Hydo Carl
(R) FA 111 Quench
(S) DA 102 Prop. wt
(T) EA 127 Prop. wtr
(U) EA 124 Dill. Stm
(V) FA 110 Dill. St
(W) FA 1303 Meth. F
(X) EA 1310 Meth. Fu
(Y) EA 1308 Meth. e
(Z) EA 1309 Meth H

1214

NT

SHT 1

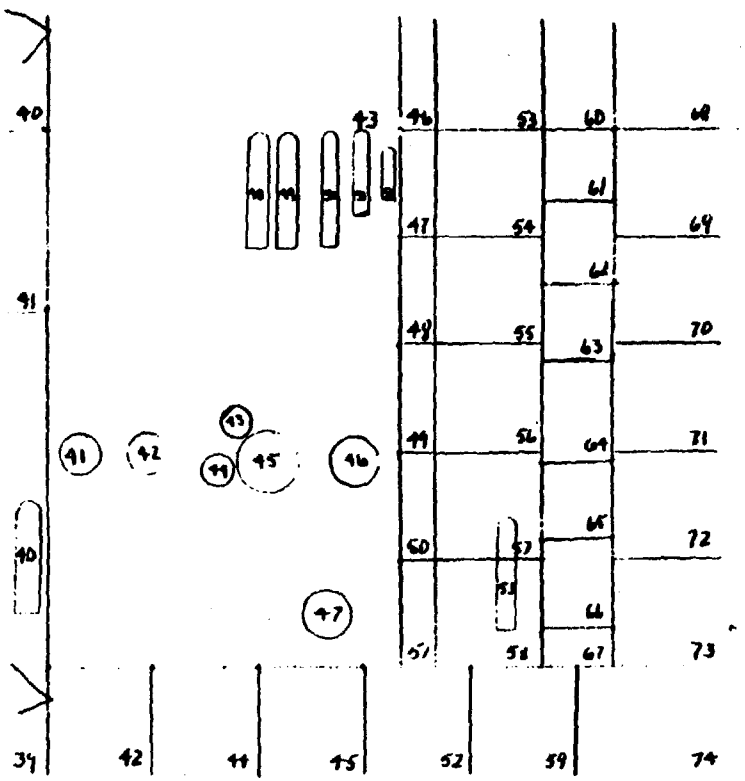

1 Dryers
2 Dryers
3 Dryers
4 Acid Gas
5 Gas Sep
7 Recon Gas Cooler
8 Conv Effluent Cond
9 Conv Feed Vap
10 Comp 2nd Stg Aft Coolers
11 Comp 2nd Stg Aft Coolers
12 Acety Conv
13 Acety Conv
14 Chrg Comp 4th Stg Suc Drm
15 Chrg Comp 2nd Stg Suc Drm
16 Comp 3rd Stg Aft Clrs
17 Comp 2nd 1st Stg Suc Drm
18 Chrg Comp 3rd Stg Suc Drm
19 Chrg Comp 1st Stg Aftaclers
20 Dryer Feed Chlr No 1
21 Chrg Comp 1st Stg Suc Drm
22 Dryer Feed Chlr No 1
23 Comp 4th Stg Aft Clr
24 Propy 3rd Stg Drm
25 Eth Recycle Prehtr
26 Chrg Comp Turb Surf Cond
27 Propy Surge Drum
28 Off Gas Exchngr
29 Fresh Feed Preheater
30 Propy Comp Turb Surf Cond
31 Propy 1st Stg Drm
32 Propy Refrig Cond
33 Propy Refrig Cond
34 Propy Refrig Cond
35 Ethy Refrig Cond
36 Propy 2nd Stg Drm
37 Ethy Refrig Cond
38 Ethy 2nd Stg Suc Drm
39 Ethy Refrig Cond
40 Ethy Refrig Desuperhtr
41 Ethy 1st Stg Suc Drm
42 Ethy Surge Drm.
43 Fresh Feed Vap Caland
44 Fresh Feed Vap
45 Fresh Feed Vap Drm
46 Methanol Strg Tnk
47 A 520 Oil Strg Tnk
48 Propy Refrig Cond
49 Propy Refrig Cond
50 Purge Gas C
51 Purge Gas Sub
52 Purge Gas Seal
53 Meth Comp Inl
54 Meth Comp Aft

BLDG 1214

DUP 0326013

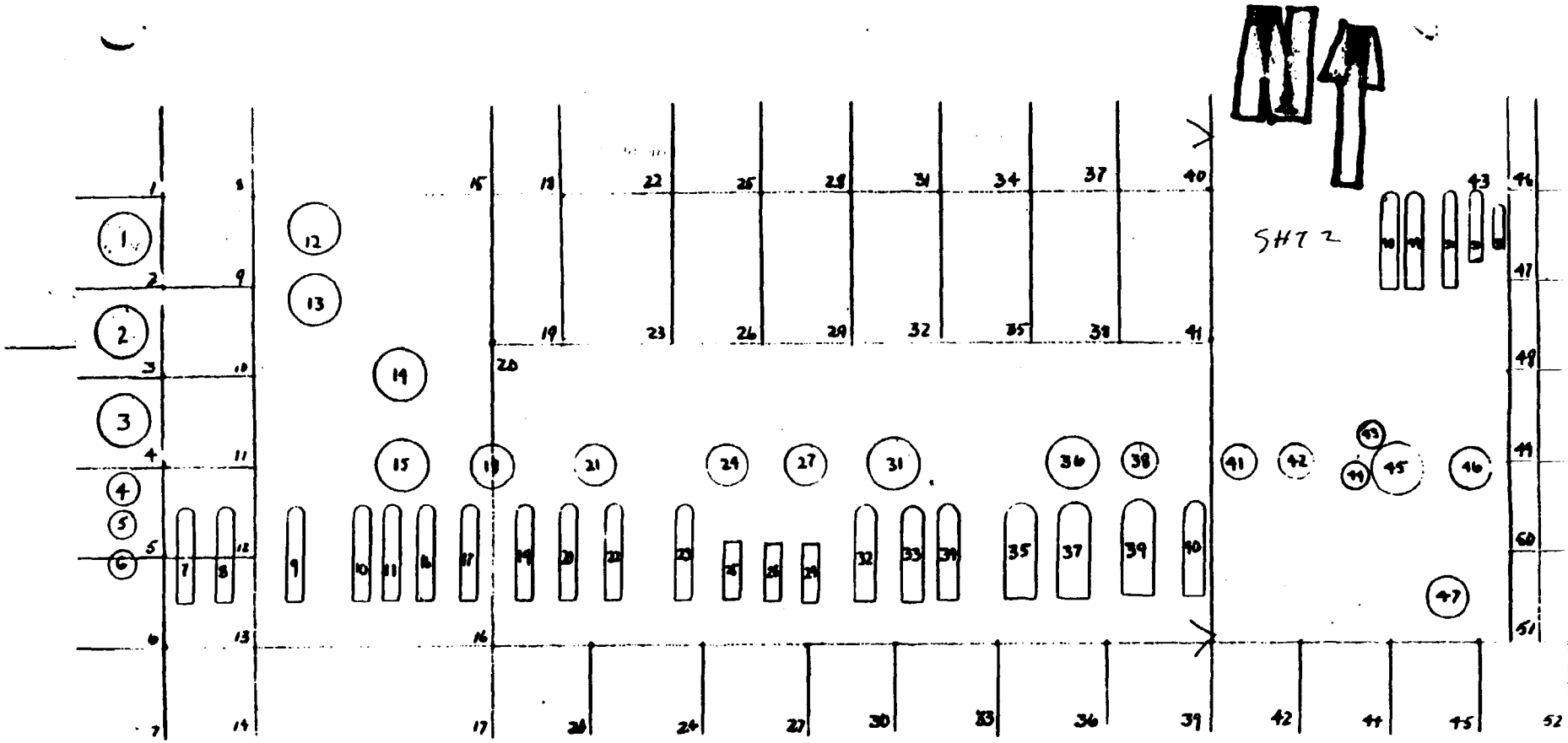

1214

BLDG 1214

DUP 0326014

BLDG 1215

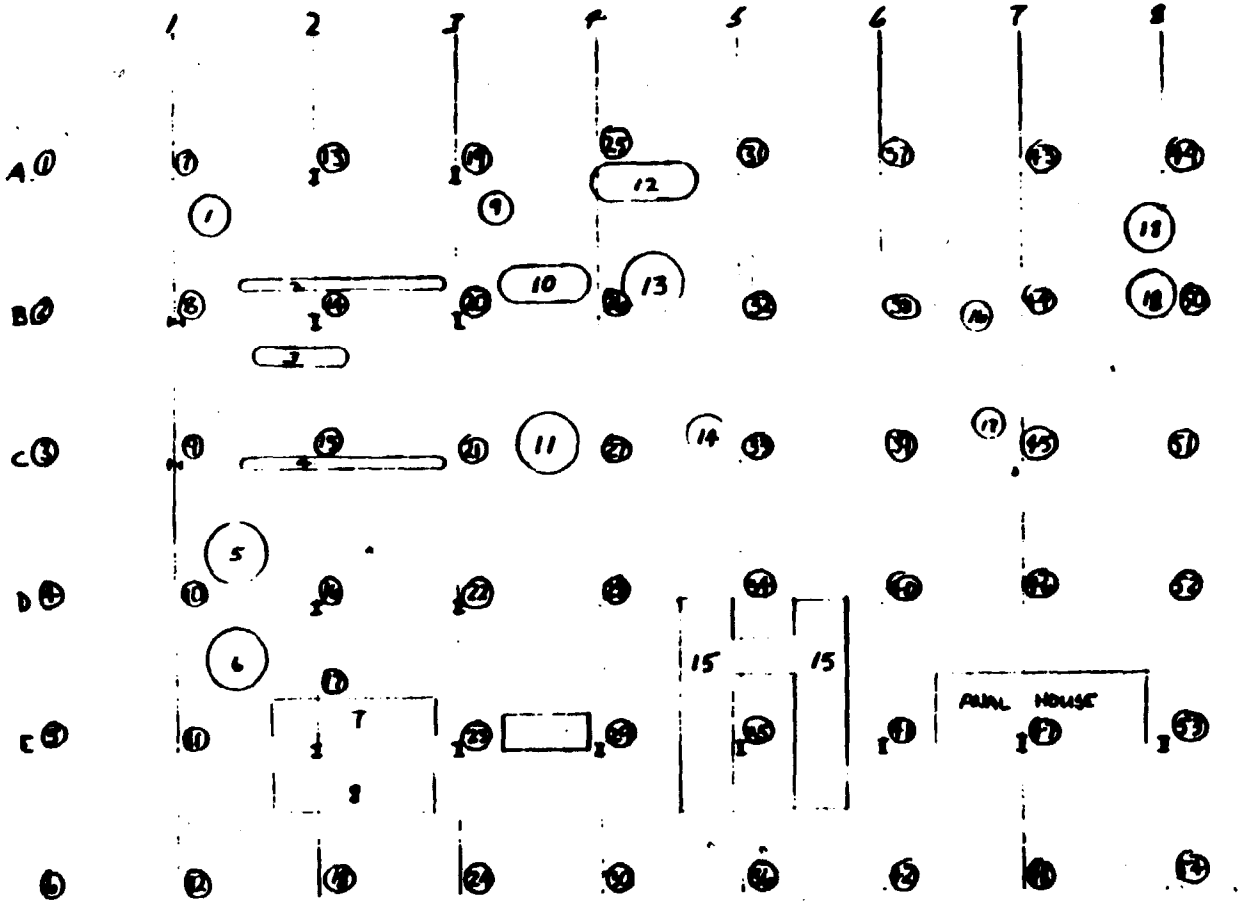

1-DA 202-AMINE REGEN-GA 8
2-EA 204B-RICH LEAN AMINE EXCHG-GA
EA 205B-LEAN AMINE COOLER-GA
3-EA 207-AMINE REG OH COND-GA9
4-EA 204A-RICH LEAN AMINE EXCHG-G
EA 205A-LEAN AMINE COOLER-GA9
5 DA 201-AMINE ABSORBER GA10
6 DA 203-CSTIC & WTR WASH TWR GA11
7 EA 210-ACETY CONV EFFL CLR GA11
8 EA 209-ACETY CONV FEED PRE HTR GA
9 FA 205-AMINE REGEN REFLUX SEP G
10 FA 216-AMINE OIL DECANTER GA2
11 FB 201-AMINE STORAGE TK GA 21
12 FA 11-1-DILUTE AMINE TANK GA 26
13 FB 205-AO-535 STORAGE TANK GA
14 FA 218-SOLVENT STORAGE TANK GA
15 EA 208 A&B ACETY CONV FEED
EFFL EXCHANG GA 29 & 35
16 FA 1203 WTR KO DRM GA 38
17 DA 1201 CSTIC TWR
18 FA 1202 A&B PURGE GAS DRYERS G

DUP 0326015

ETHYLENE 121

SHEET 1

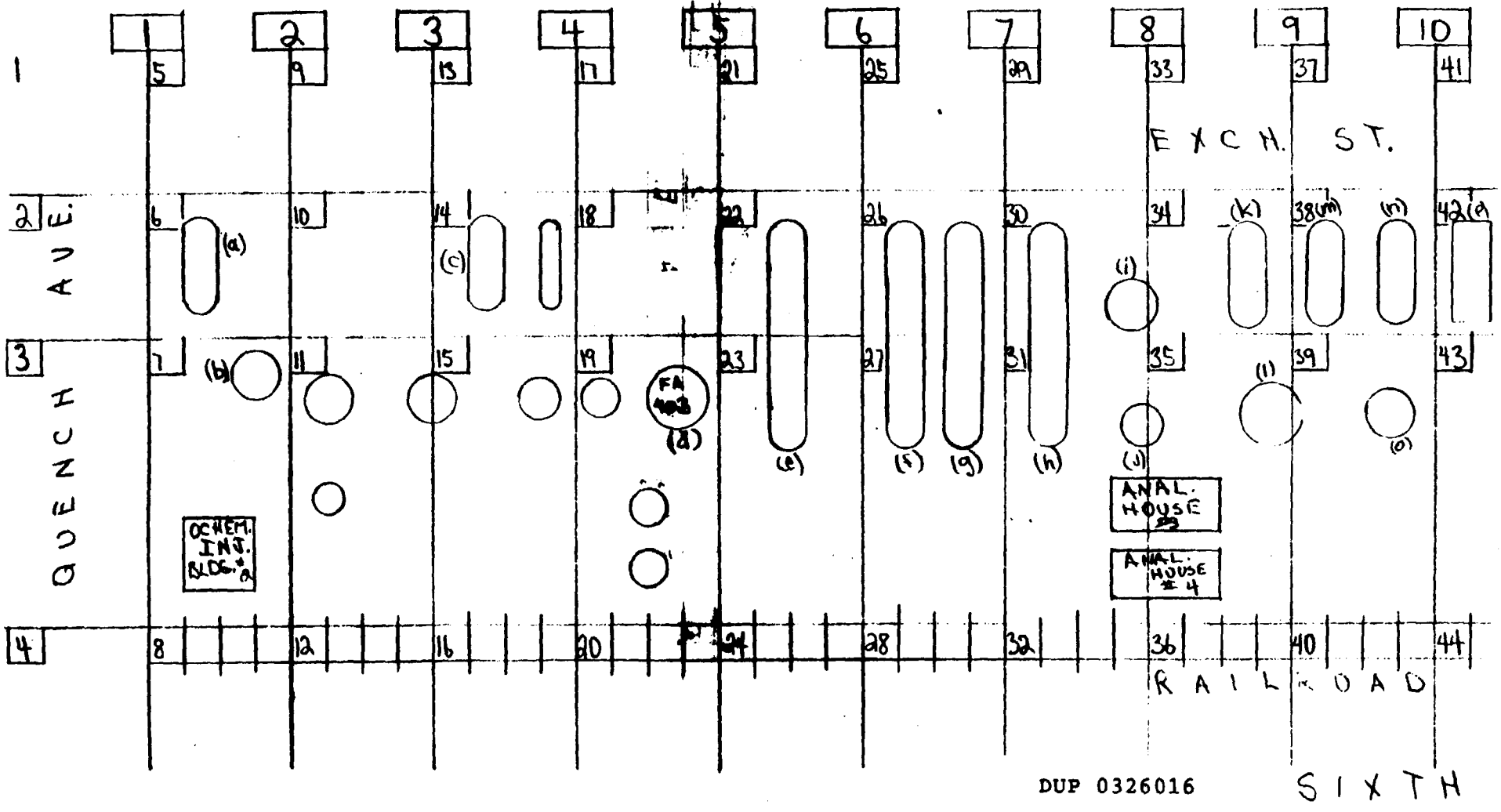

DUP 0326016

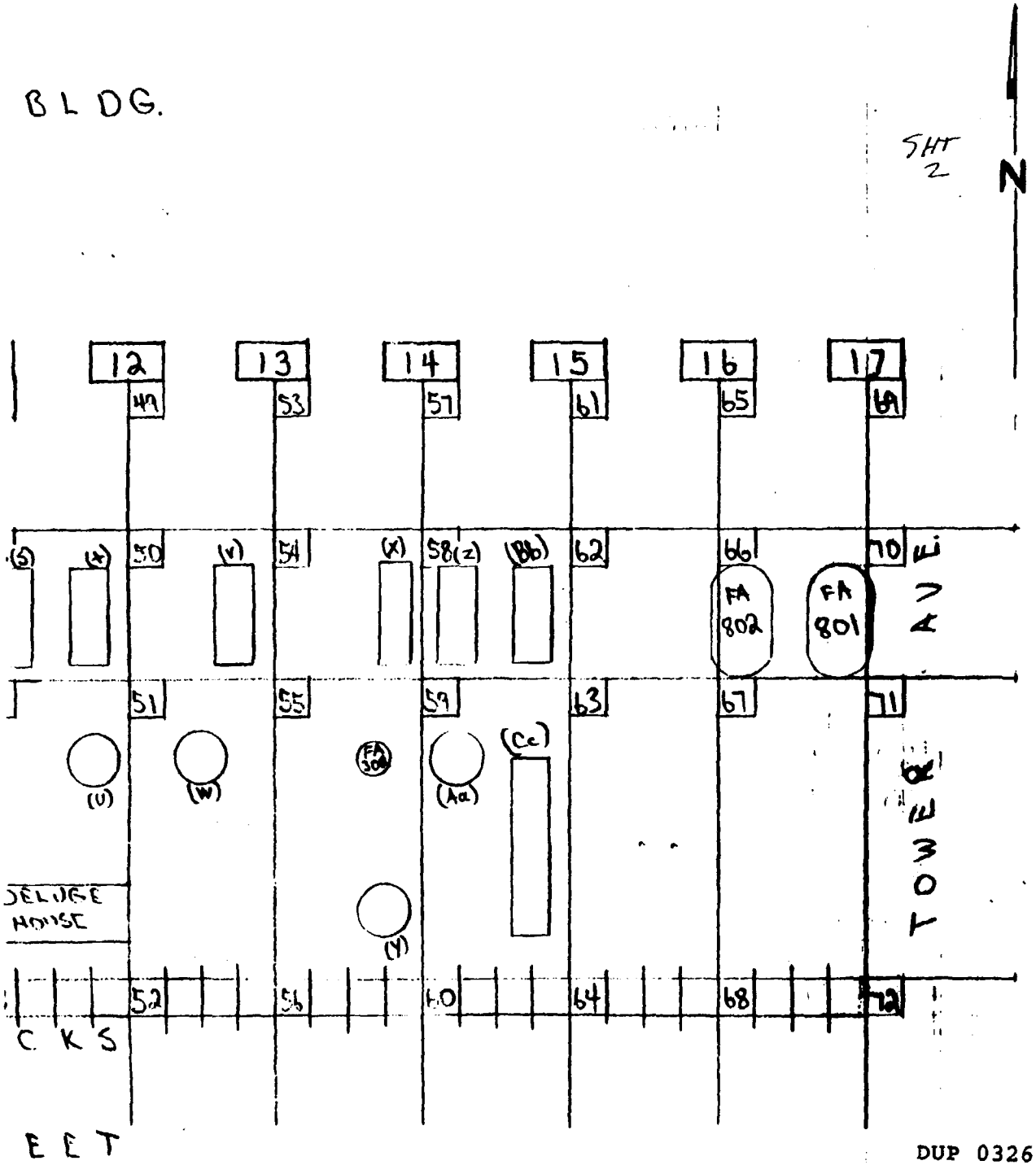

EQUIPMENT

(a) Production Cooler
(b) Rerun Tower
(c) Deprop. Condenser
(d) Ethy. Frac. + Prod. Surge D
(e) EA 406A Frac. Cond.
(f) EA 406B Frac. Cond.
(g) EA 406C Frac. Cond.
(h) EA 406D Frac. Cond.
(i) Ethane Recy. Vap. Drum
(j) FA 401 Deethanizer Reflu
(k) Deethan Cond.
(l) DA 403 Ethy. Frac
(m) EA 403 B
(n) EA 408
(o) EA 402 Deethanizer
(p) EA 302
(q) EA 303
(r) DA 401 Demethanizer
(s) EA 405 A
(t) EA 405 B
(u) FA 304 Demeth. Fee
(v) EA 308 Demeth. Feed C
(w) FA 303 Demeth. Feed
(x) EA 306
(y) DA 1401 Purge Ethy. F
(z) EA 305
(Aa) FA 301 Demeth Fee
(Bb) FA 304
(Cc) EA 1401 Purge Eth

ETHYLENE 1217 BLDG.

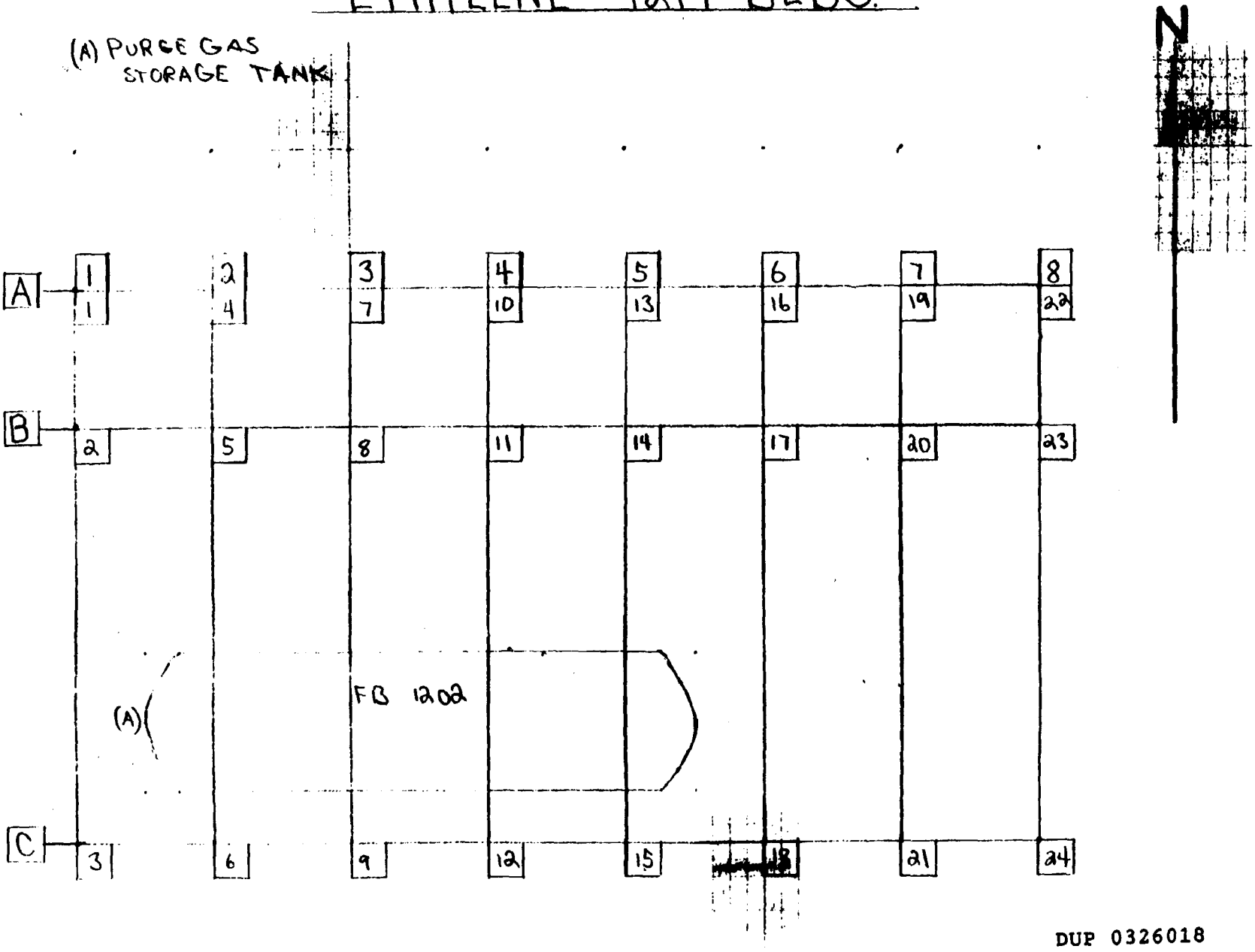

DUP 0326018

ETHYLENE 1218 BLDG.

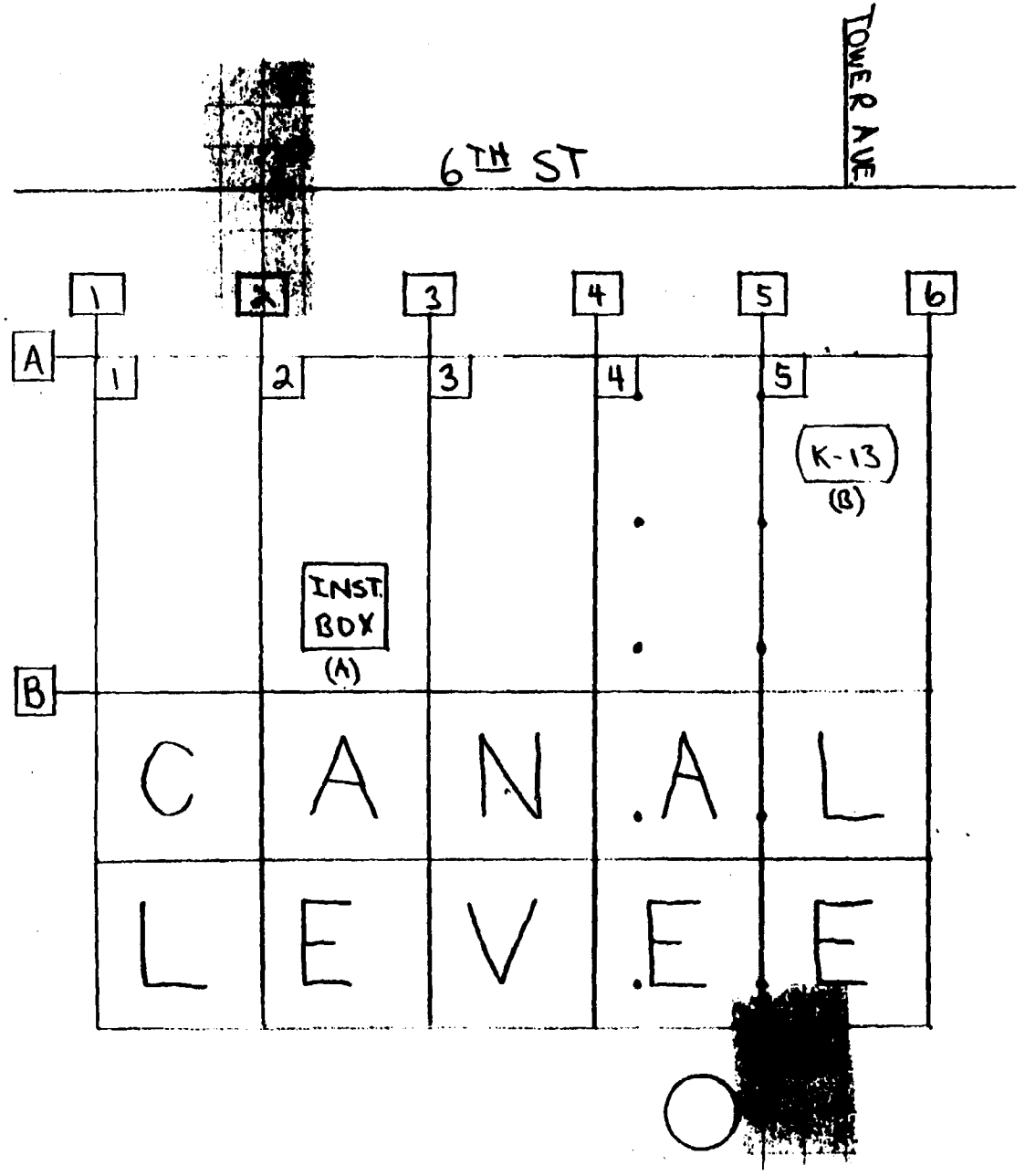

N

(A) INST. BOX

(B) FLARE HEADER HEEL

(C) FLARE

DUP 0326019

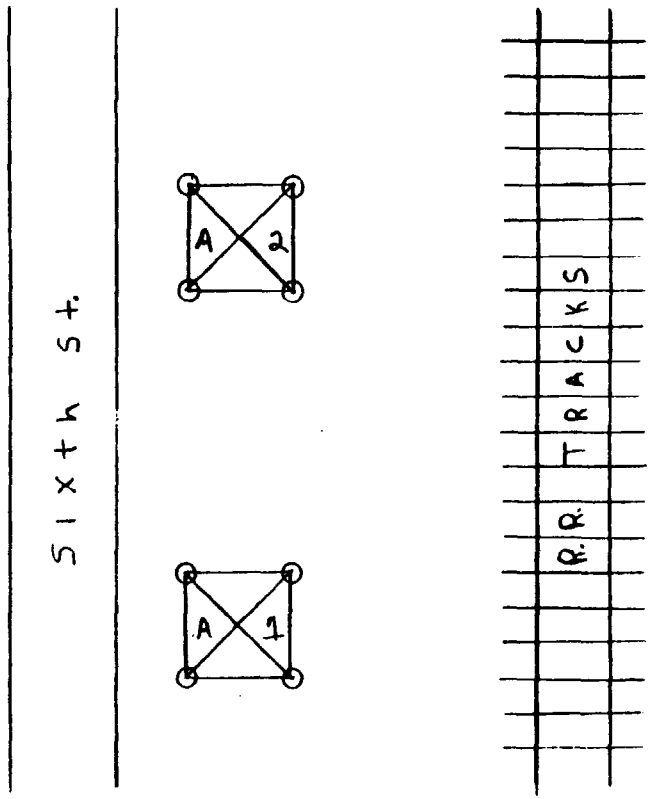

Ethylene
1219 Bldg.
TANK CAR
LOADING

N

DUP 0326020

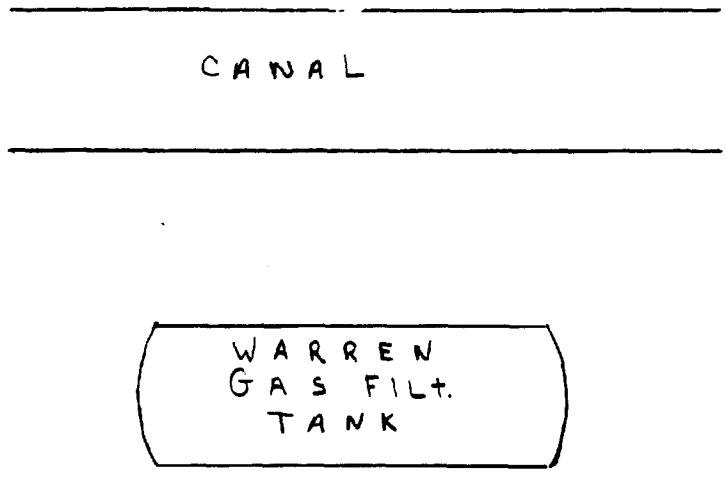

Ethylene
1220 Bldg.

DUP 0326021

ETHYLENE 529 TANK FARM

(A) PROPANE TK
(B) VAPORIZER
(E) CONTROL HOUSE
(D) PROPYLENE TK
(E) BUTENE TK
(F) PROPANE TRANSFER PUMP
(C) PROPYLENE TRANSFER PUMP
(H) PROPANE TK
(J) NITROGEN COMP.
(P) BUTENE TK
(K) C^4 TRANSFER PUMP
(L) STORAGE TK
(M) CRUDE PROPYLENE TK
(N) STORAGE TK
(O) CRUDE PROPYLENE
(P) STORAGE TK
(Q) N^2
(R) CRUDE PROPYLENE TK

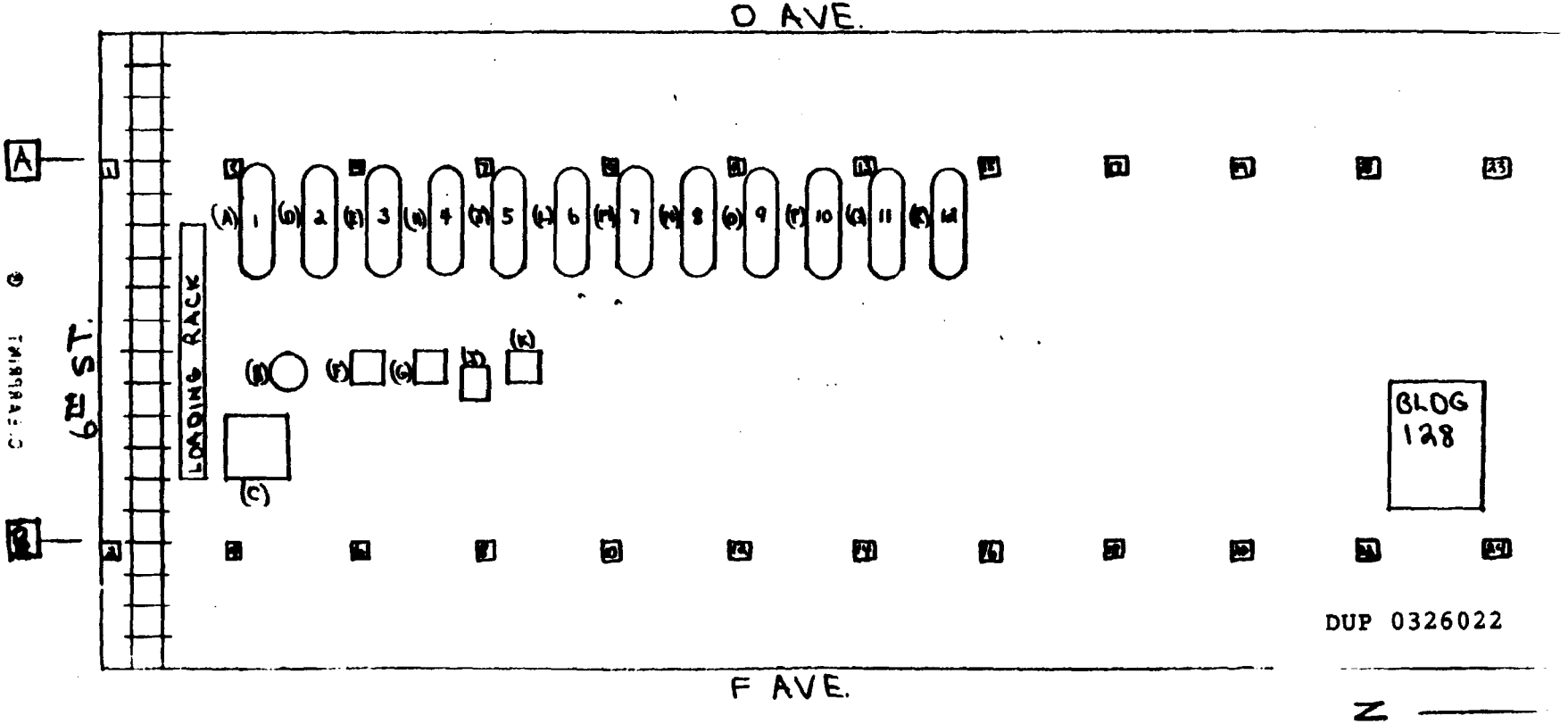

188 BLDG

Grid 02.001 Tank Farm

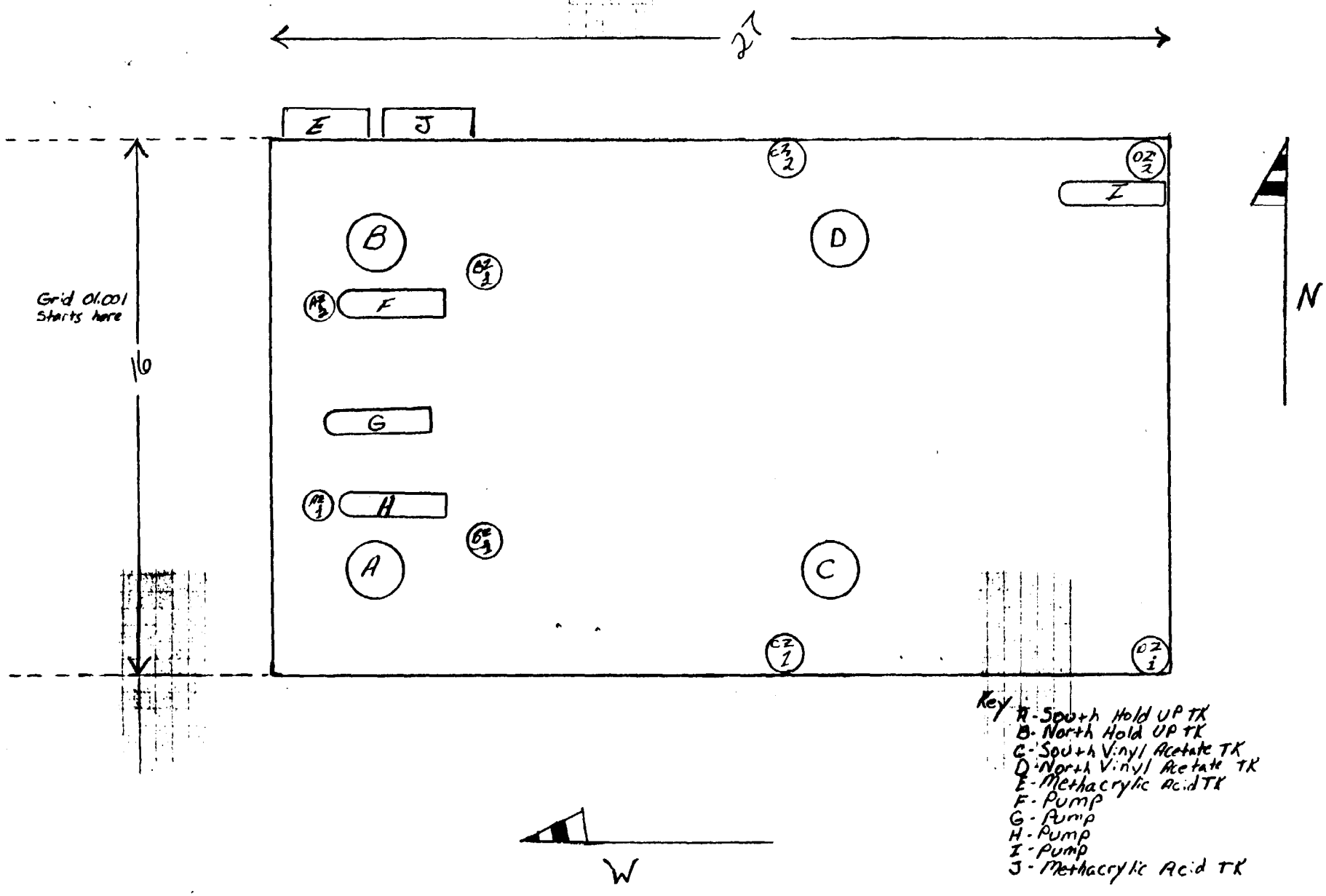

DUP 0326023

Grid 01.001

188 BLDG

Mark Track

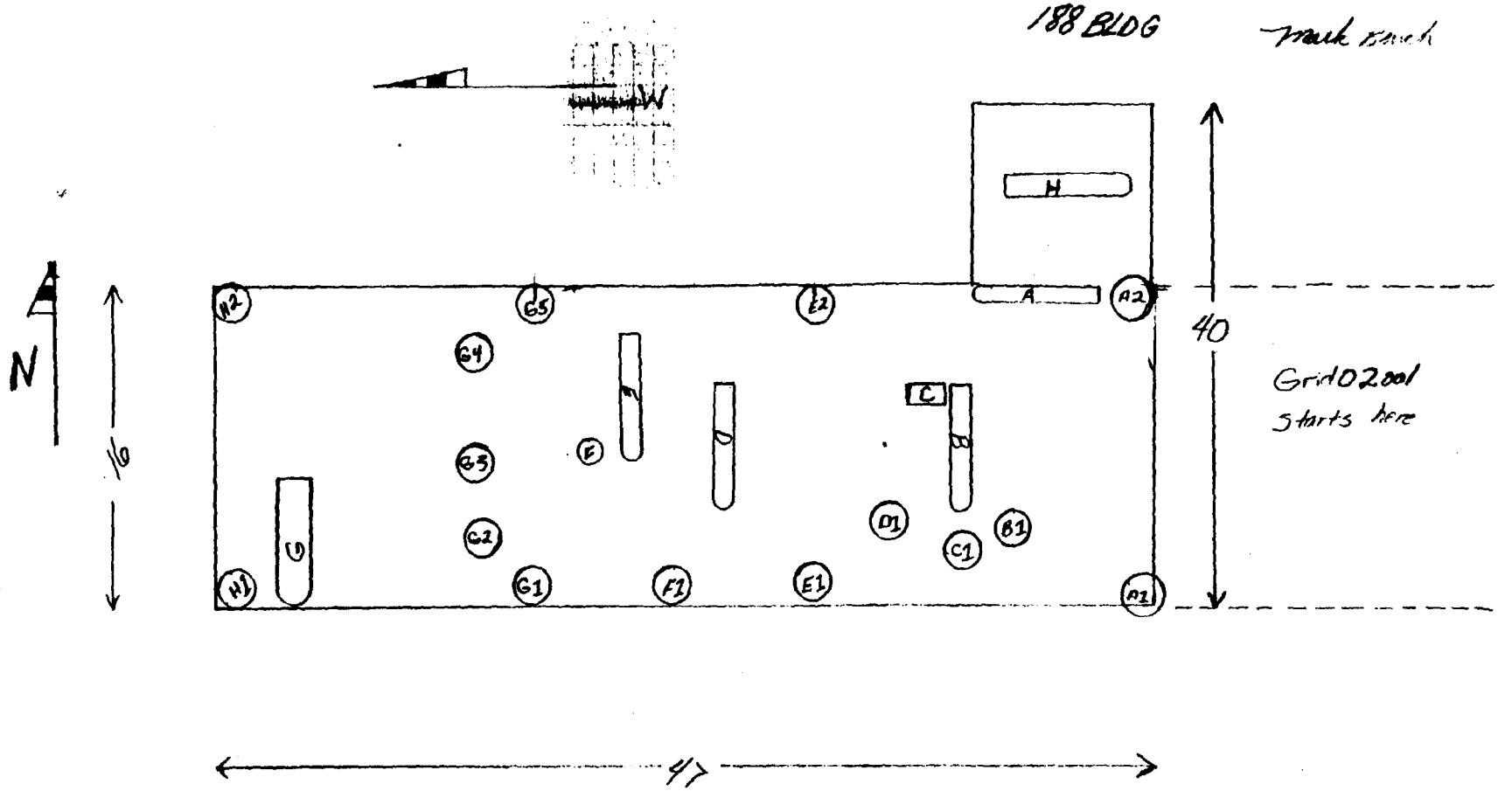

Key
A - D - Unit Comonomer Pmp CLRS
B - Pump & motor
C - Comonomer catch pot
D - pump & motor
E - pump & motor
F - Comonomer pump pot
G - pmp & motor
H - Pmp

DUP 0326024

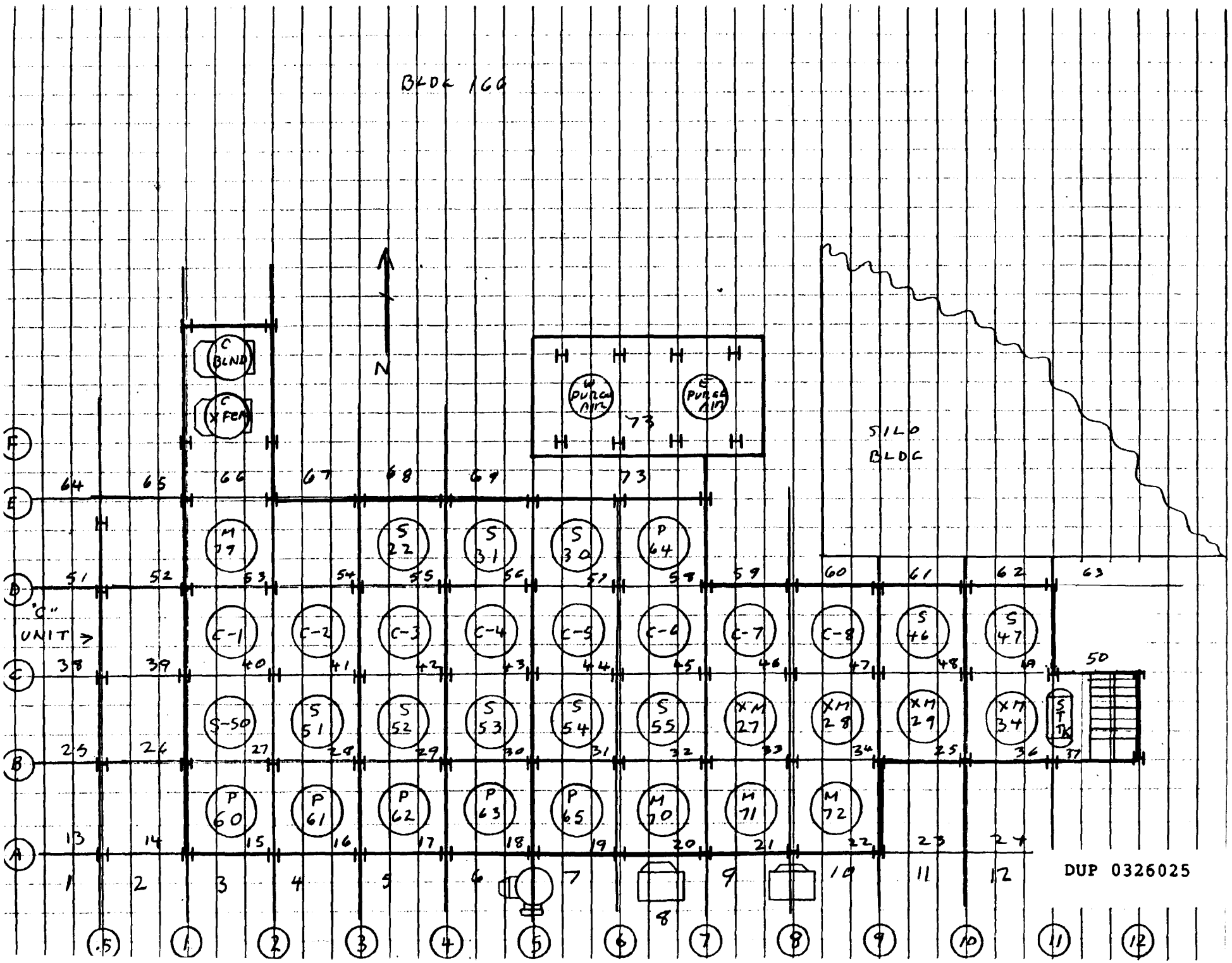
BLDG 166
N
C BLND
C XFER
W PURGE AIR
E PURGE AIR
SILO BLDG
"C" UNIT
M 77
S 22
S 31
S 30
P 64
C-1
C-2
C-3
C-4
C-5
C-6
C-7
C-8
S 46
S 47
S-50
S 51
S 52
S 53
S 54
S 55
XM 27
XM 28
XM 29
XM 34
ST TK
P 60
P 61
P 62
P 63
P 65
M 70
M 71
M 72
DUP 0326025

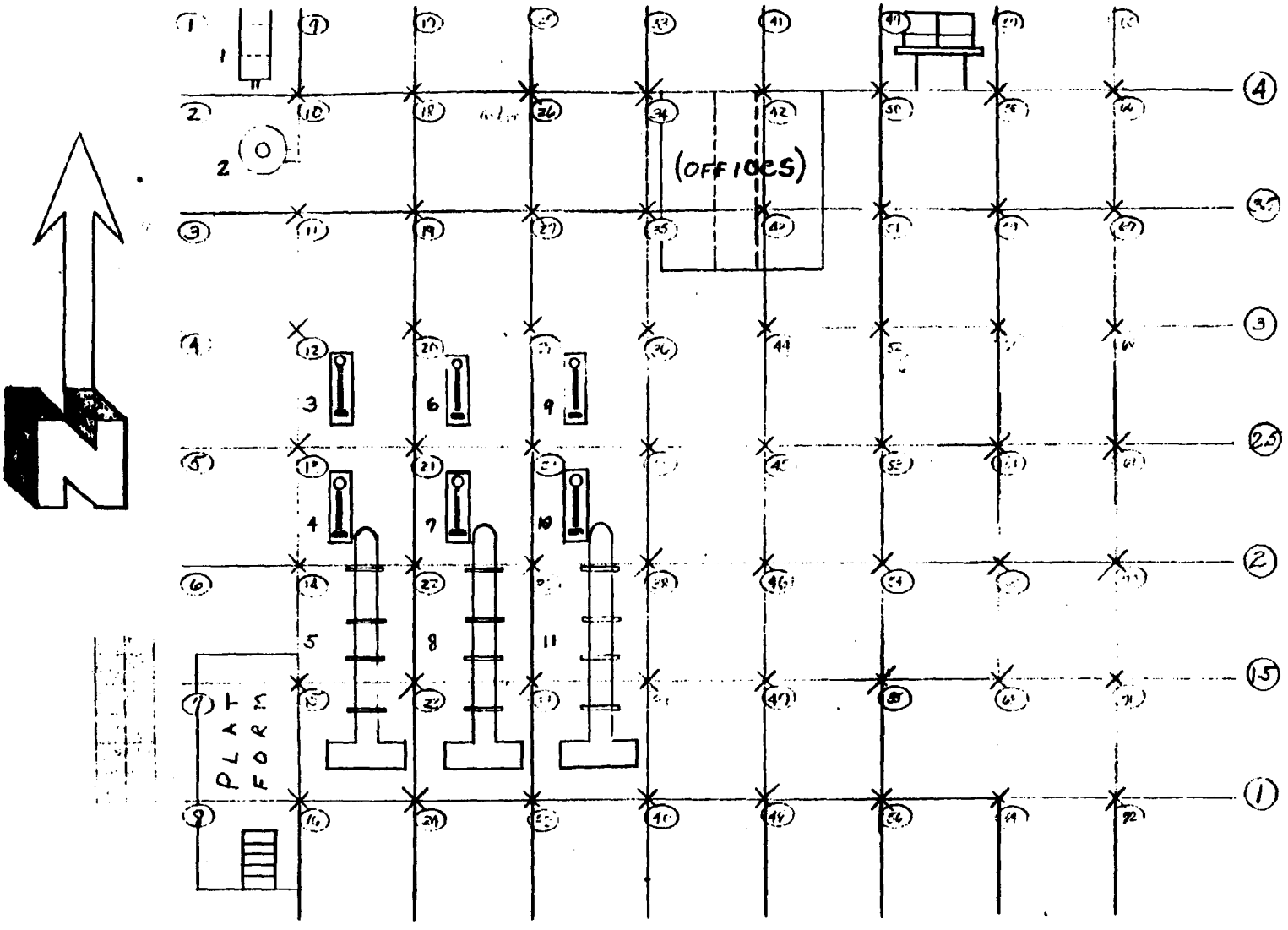

EQUIPMENT

1 H²O Cooler
2 TANK
3 #2 EXT MC Circ Pump
4 #2 Cooling H²O Pump
5 #2 EXTRuder
6 #2 EXT MC Circ Pump
7 #2 Cooling H²O Pump
8 #2 EXTRuder
9 #1 EXT MC Circ Pump
10 #1 Cooling H²O Pump
11 #1 EXTRuder
12 10' Plat Form

165 Bldg Grid sheet
72 Total Grids

DUP 0326026

PROMOTER-BLDG. 3065-GROUP 1

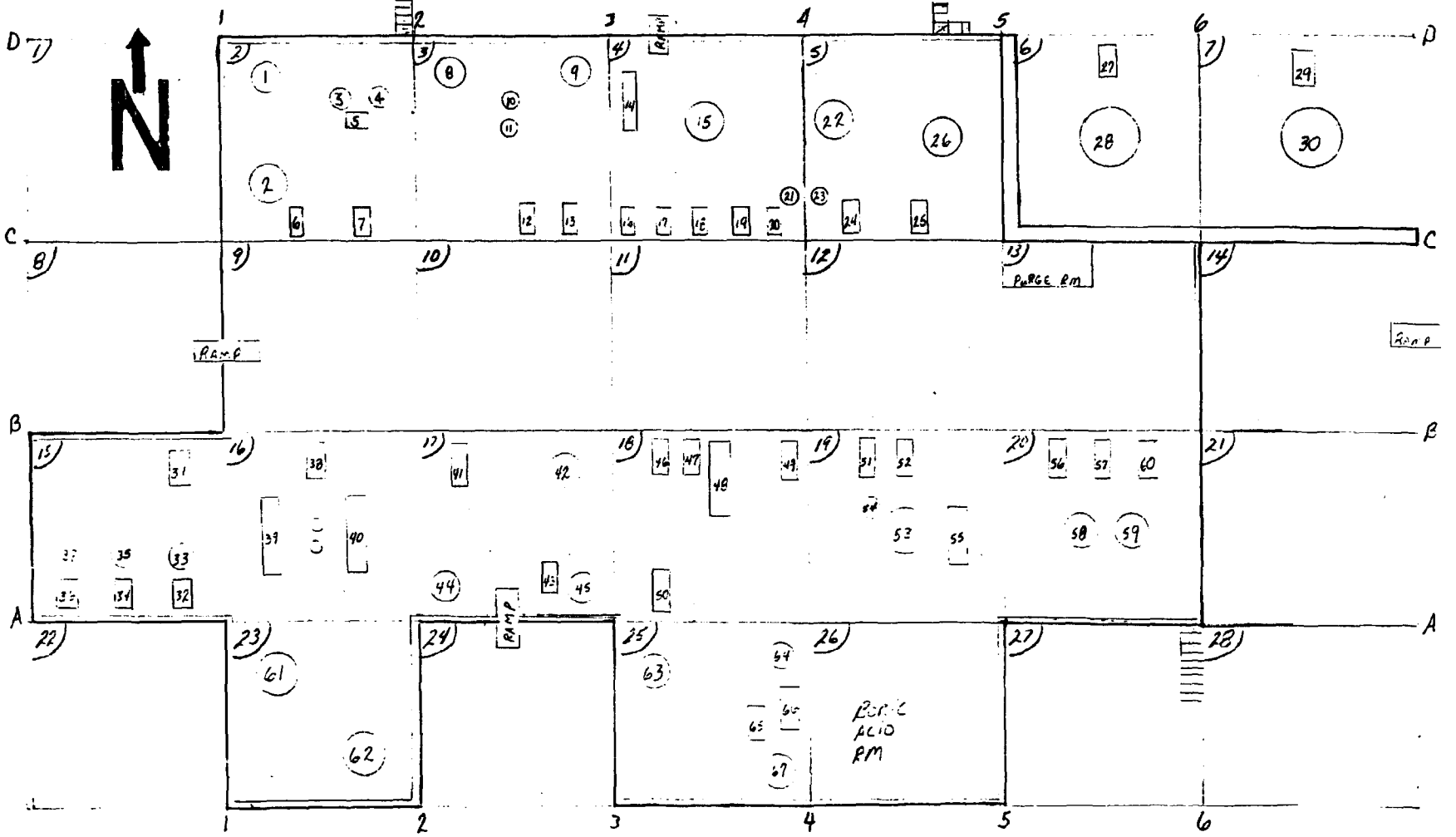

DUP 0326027

ADN MAPS

LEAVE ONE COPY IN FILES

DUP 0326028

TANK FARM BLDG 3045

AND BLDG 3047

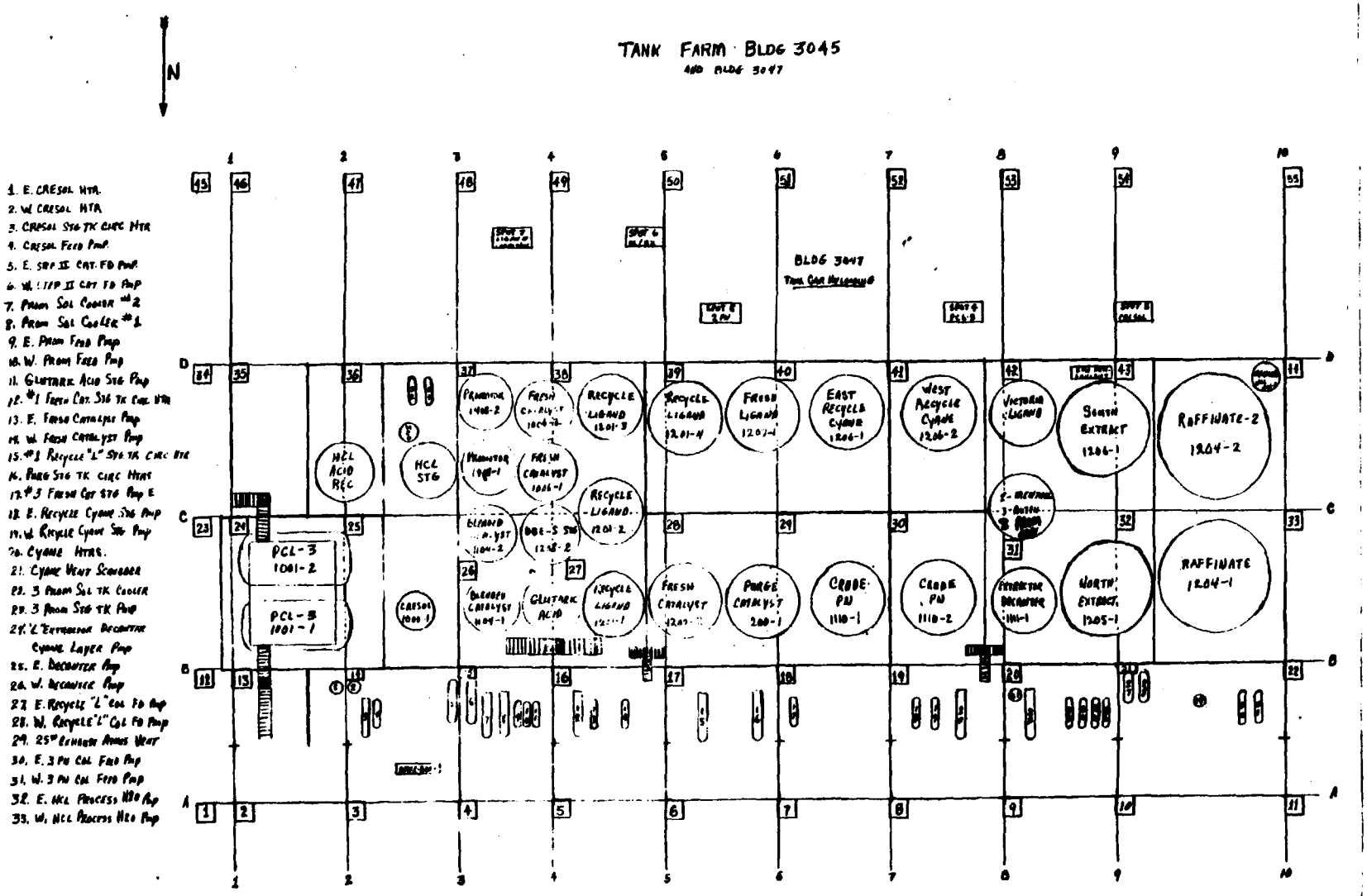

DUP 0326029

3060 BLDG.

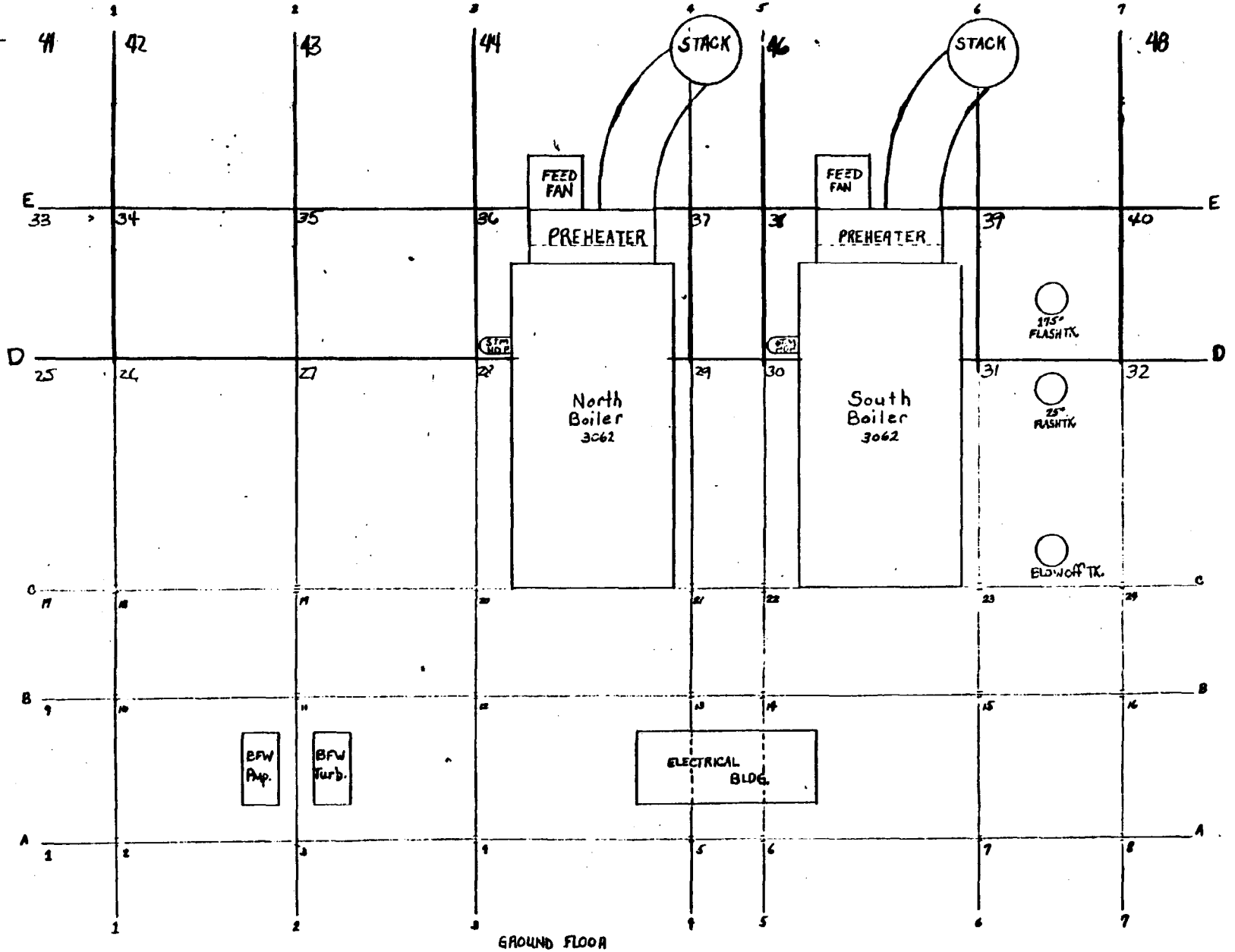

GROUND FLOOR

DUP 0326030

BLDG 3055 - TANK FARM

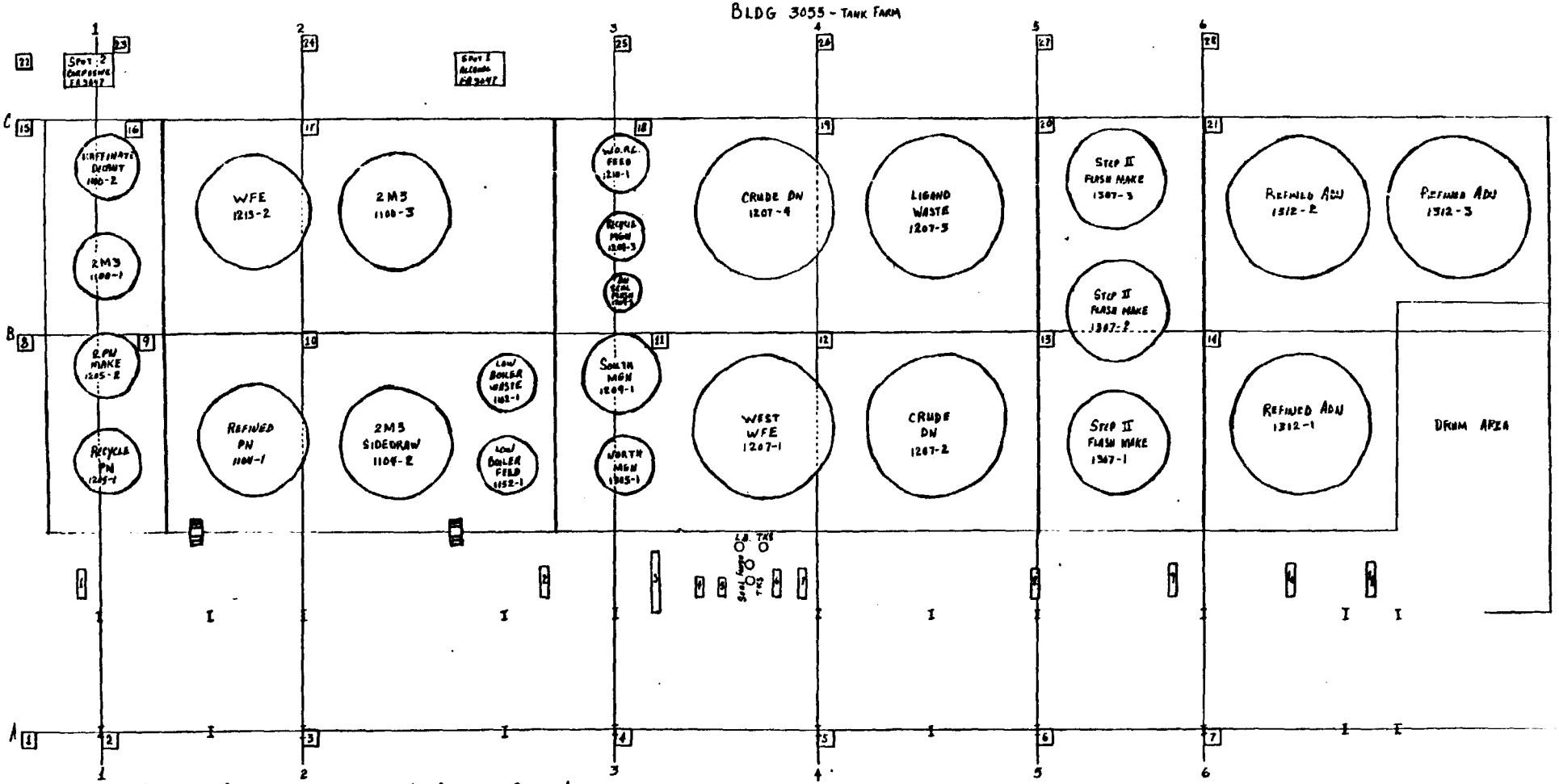

1. EAST 15gm REACTOR RINSE FEED PUMP
2. WEST LOW BOILER WASTE PUMP
3. WFE CIRC HEATER
4. EAST MGN WASTE PUMP
5. WEST MGN WASTE PUMP
6. EAST MGN COL FEED PUMP
7. MGN COL FEED PUMP
8. STEP II FLASH MAKE TRANS PUMP
9. #6 SUMP PUMP
10. REFINED ADN EAST TRANS PUMP
11. REFINED ADN WEST TRANS PUMP

DUP 0326031

3092

WASTE TREATMENT
BLDG 3096

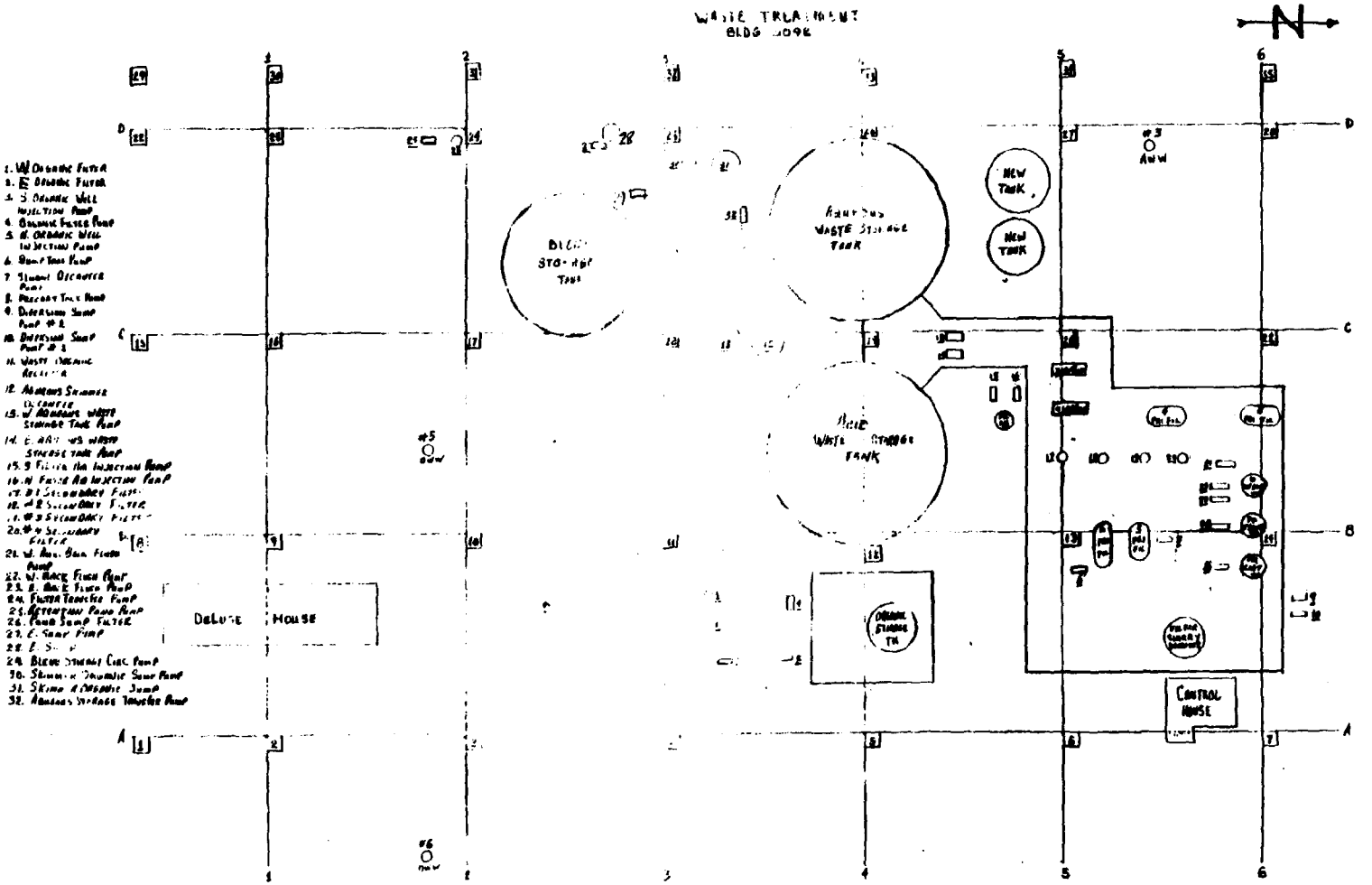

DUP 0326032

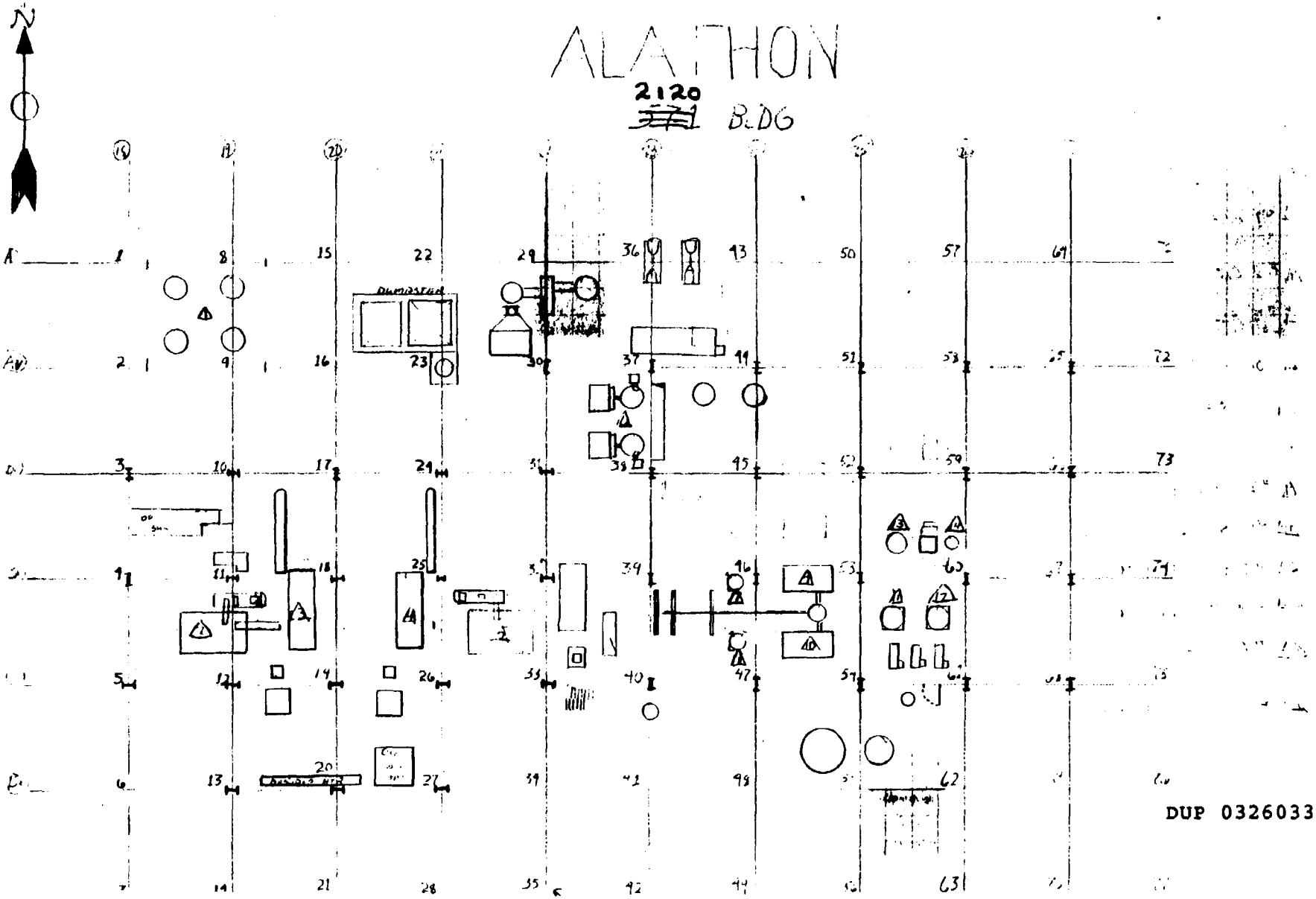
N
ALATHON
2120
BLDG
DUMPSTER
DUMPSTER
DUP 0326033

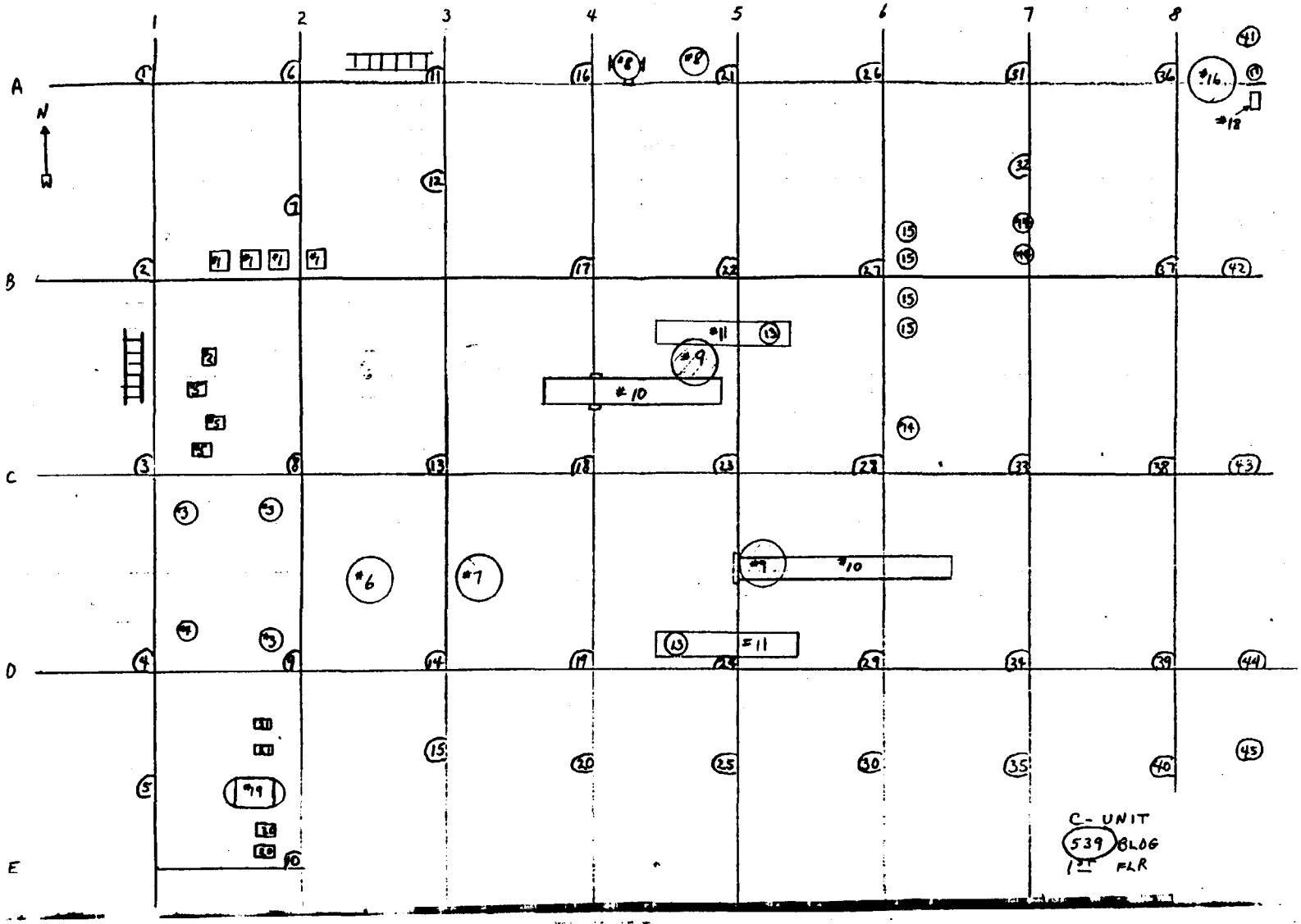
1
2
3
4
5
6
7
8
A
B
C
D
E
N
W
#6
#7
#8
#9
#10
#11
#12
#13
#14
#15
#16
#17
#18
#19
C- UNIT
539 BLDG
1ST FLR

DUP 0326034

DISPERSION

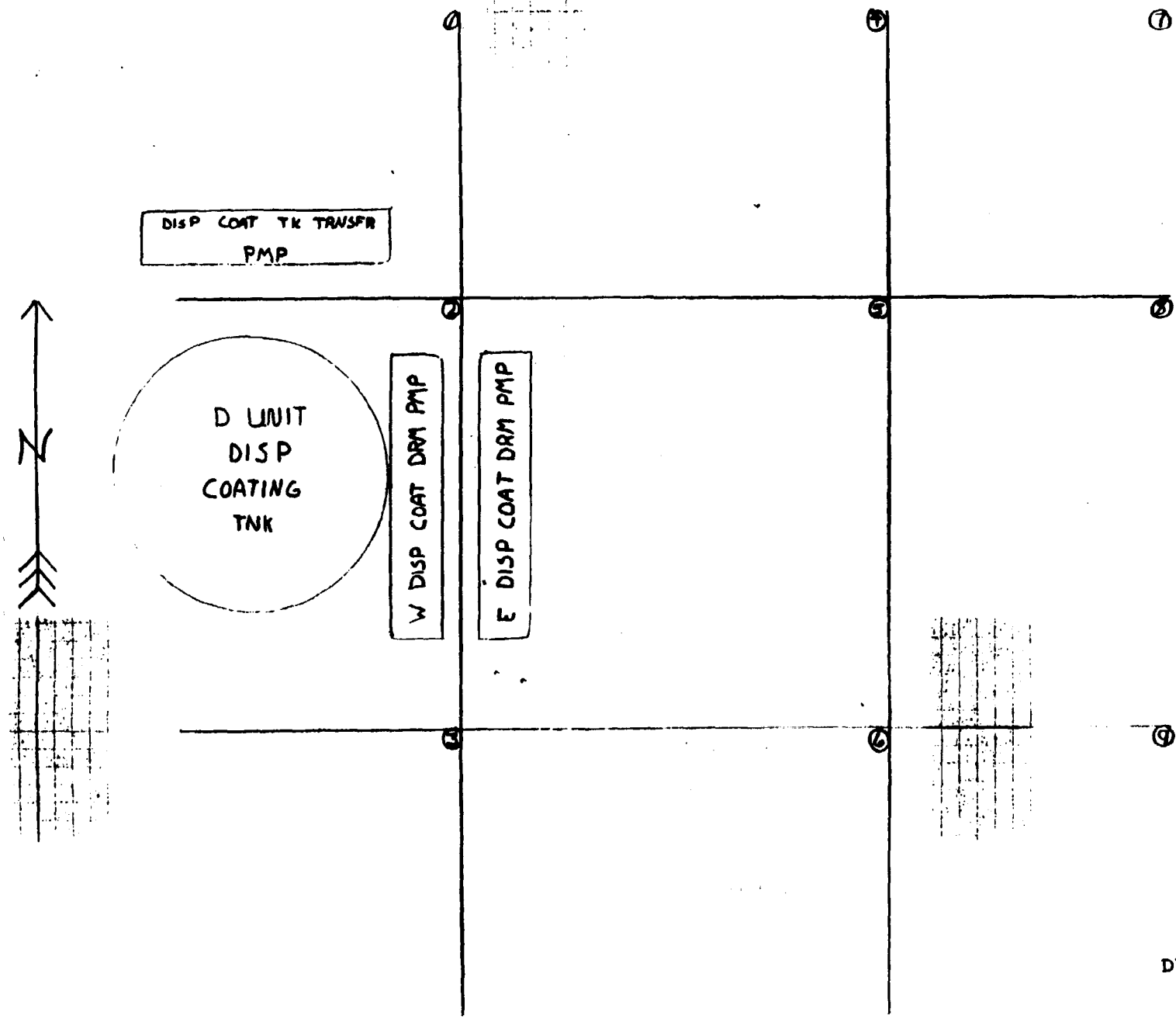

DUP 0326035

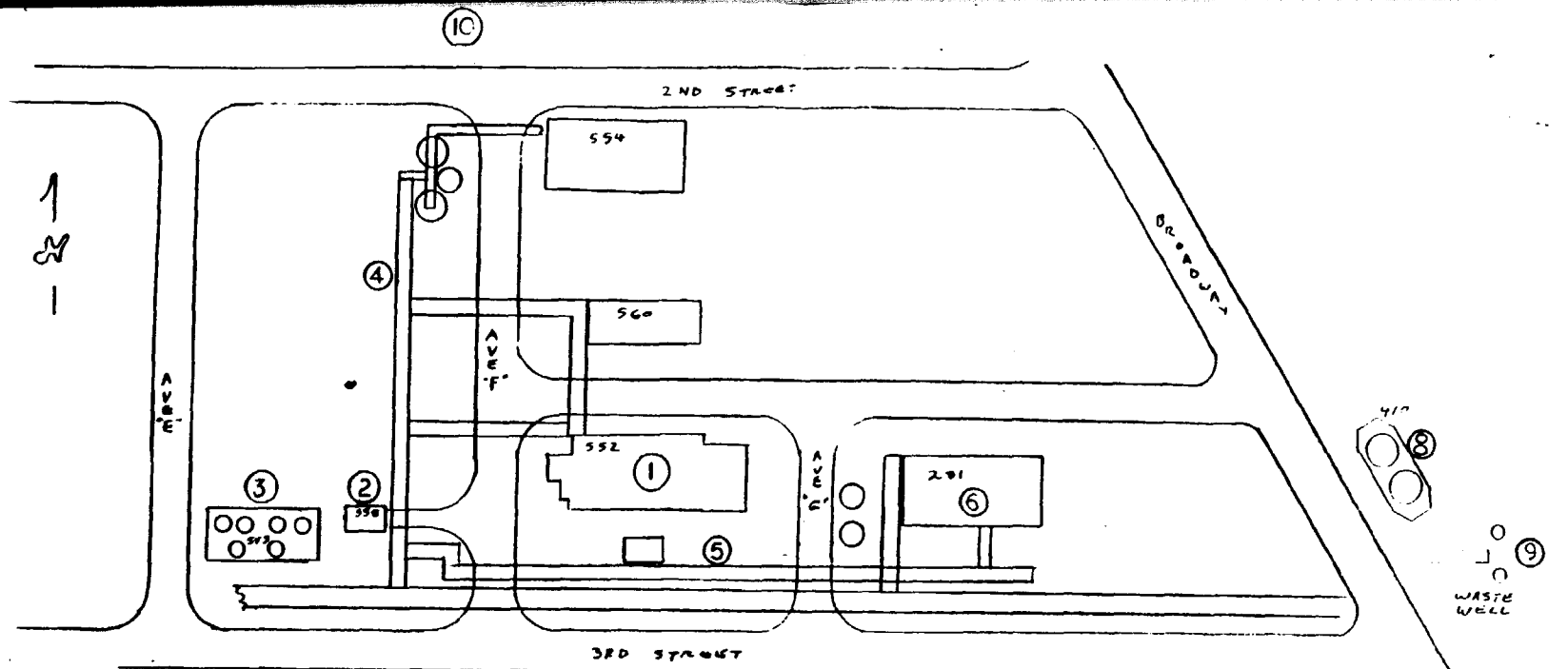

ADIPIC ACID GROUP LAYOUT

1. BLDG 552
2. BLDG 558
3. 553 TANK FARM
4. NO. 6 TANK FARM
5. P/R TO 281 BLDG
6. BLDG 281
7. BLDG 277
8. RCRA FACILITY
9. 410 STORAGE
10. AMMONIA STGE

DUP 0326036

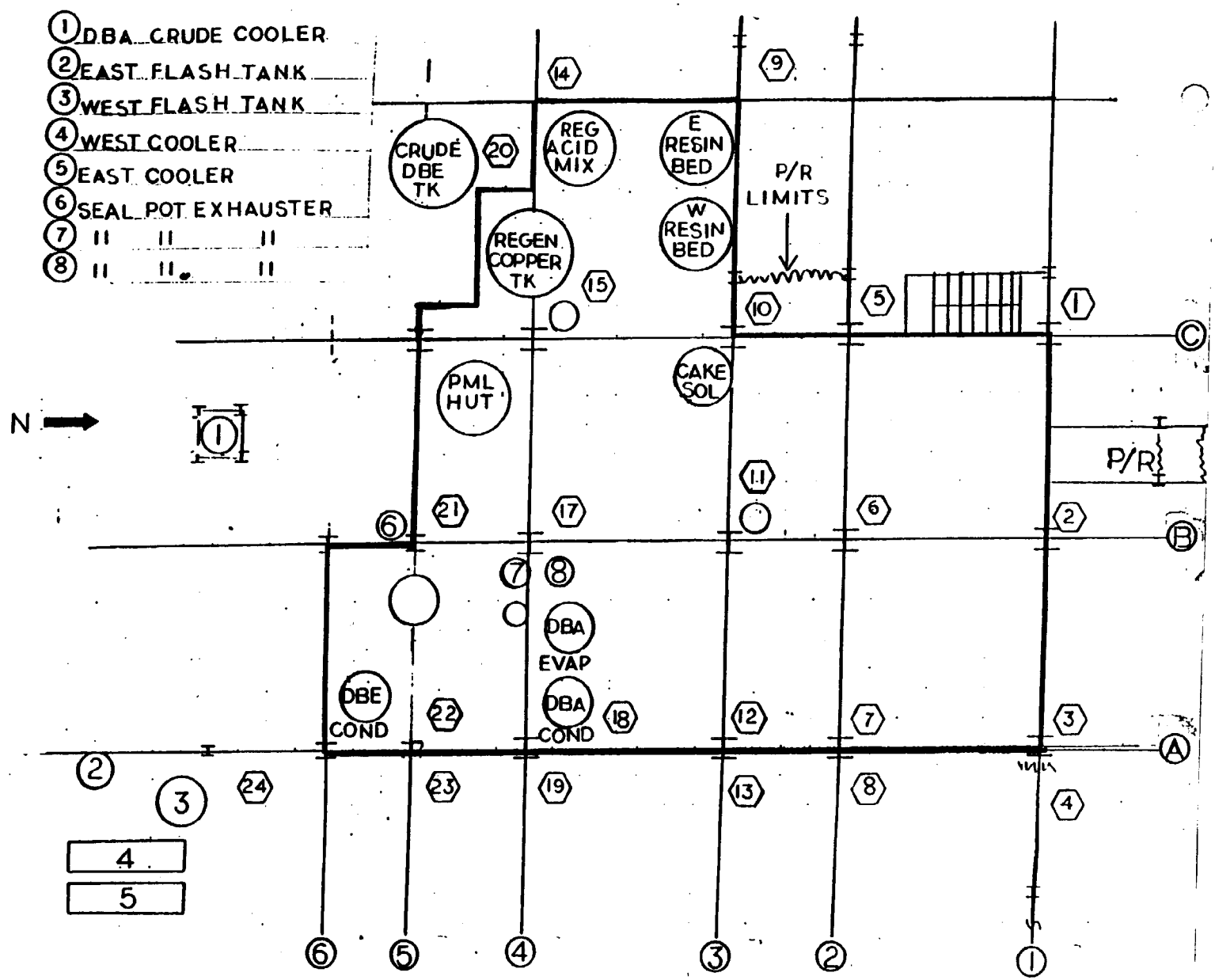
1 DBA CRUDE COOLER
2 EAST FLASH TANK
3 WEST FLASH TANK
4 WEST COOLER
5 EAST COOLER
6 SEAL POT EXHAUSTER
7 " " "
8 " " "
CRUDE DBE TK
REG ACID MIX
E RESIN BED
W RESIN BED
REGEN COPPER TK
P/R LIMITS
PML HUT
CAKE SOL
P/R
DBA EVAP
DBE COND
DBA COND
N
BLDG 552
GROUP 1
DUP 0326037

BLDG 558

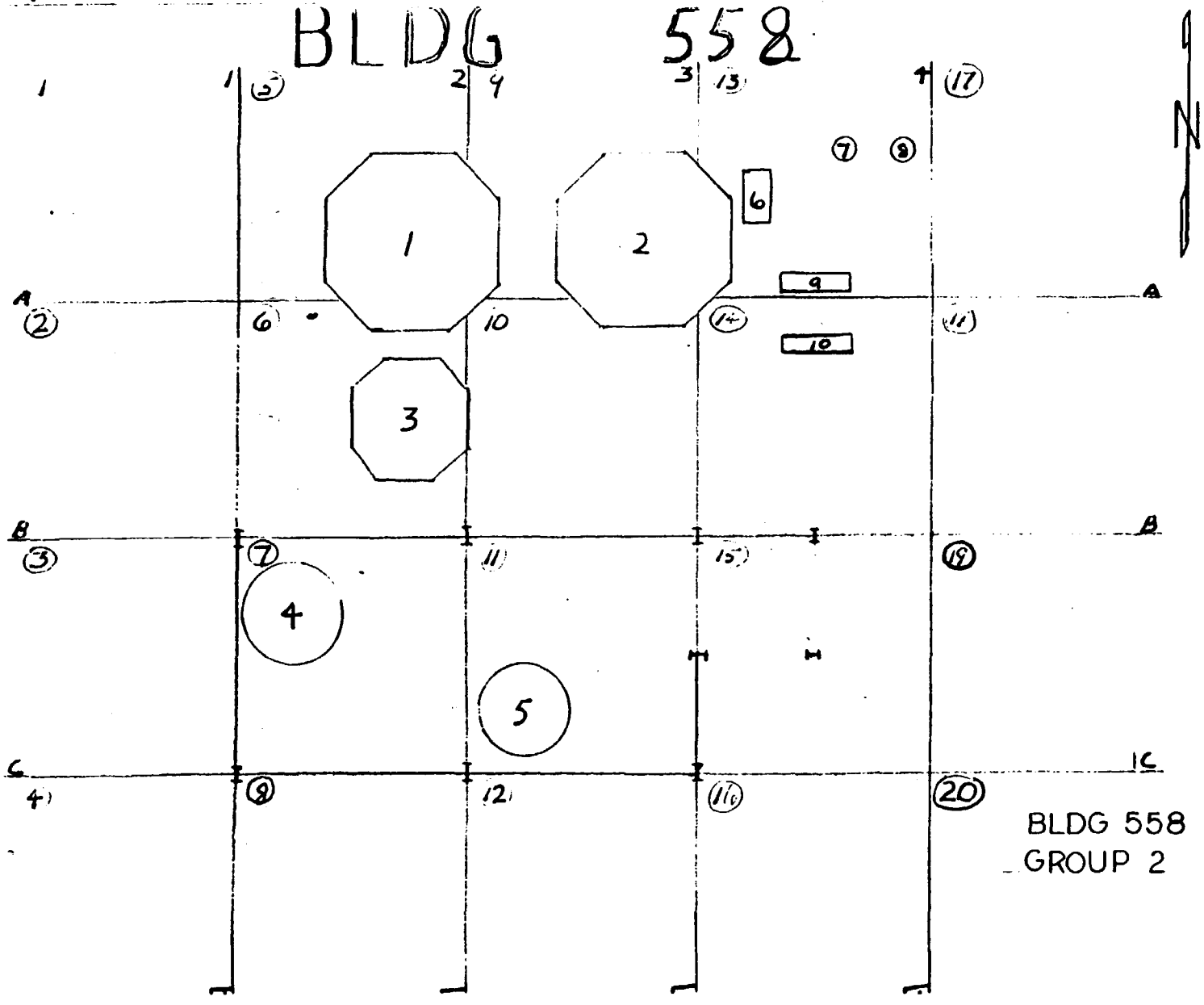

1. Process WTR Tank
2. Process WTR Tank
3. Process WTR Tank
4. Copper Sol Tank
5. Precoat Tank
6. Heat Exchanger
7. Process WTR Filter
8. Process WTR Filter
9. N Purge Flush H_2O Pmp
10. S Purge Flush H_2O Pmp

1ST FLOOR

BLDG 558
GROUP 2

DUP 0326038

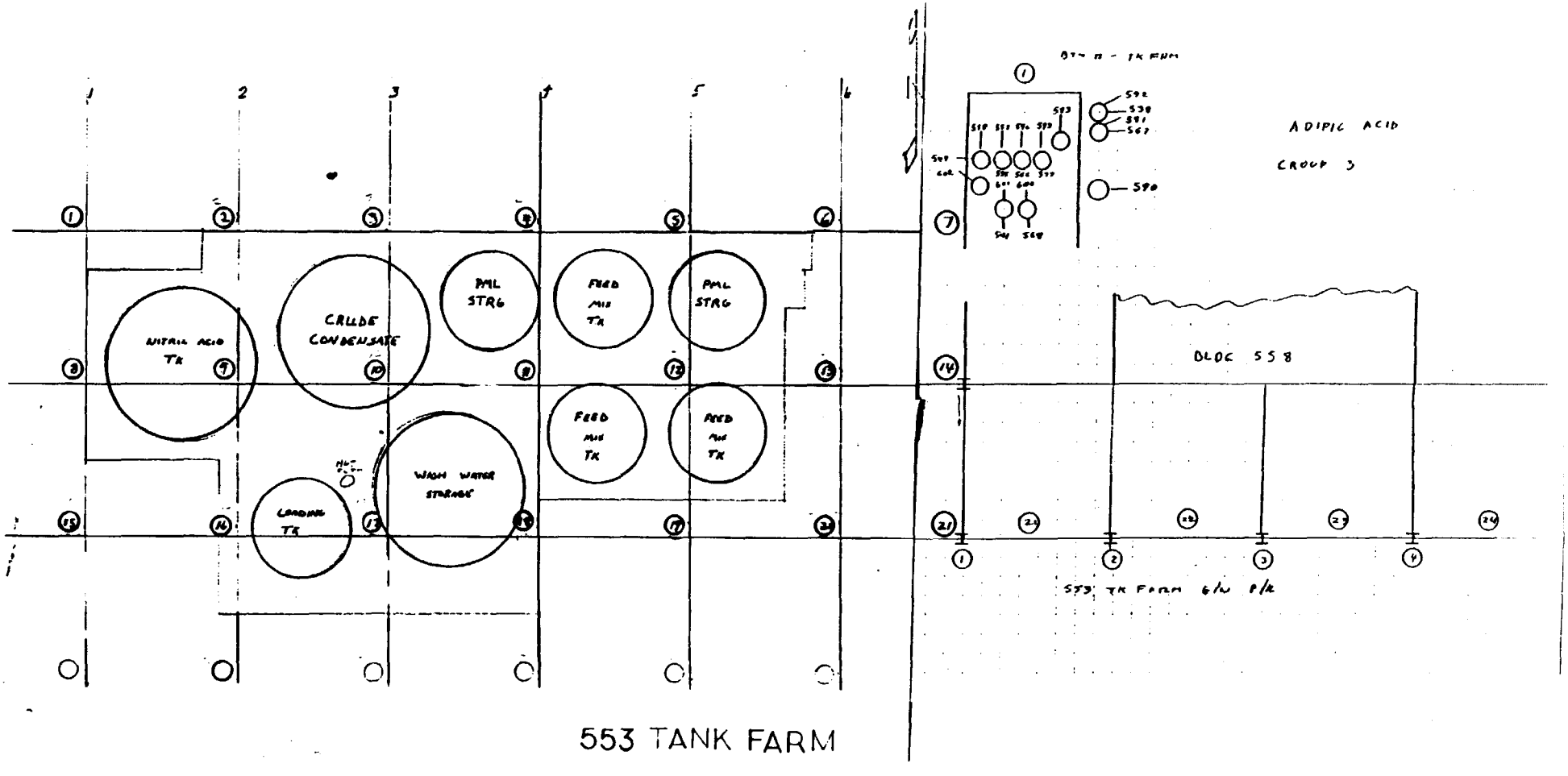

553 TANK FARM

GROUP 3

DUP 0326039

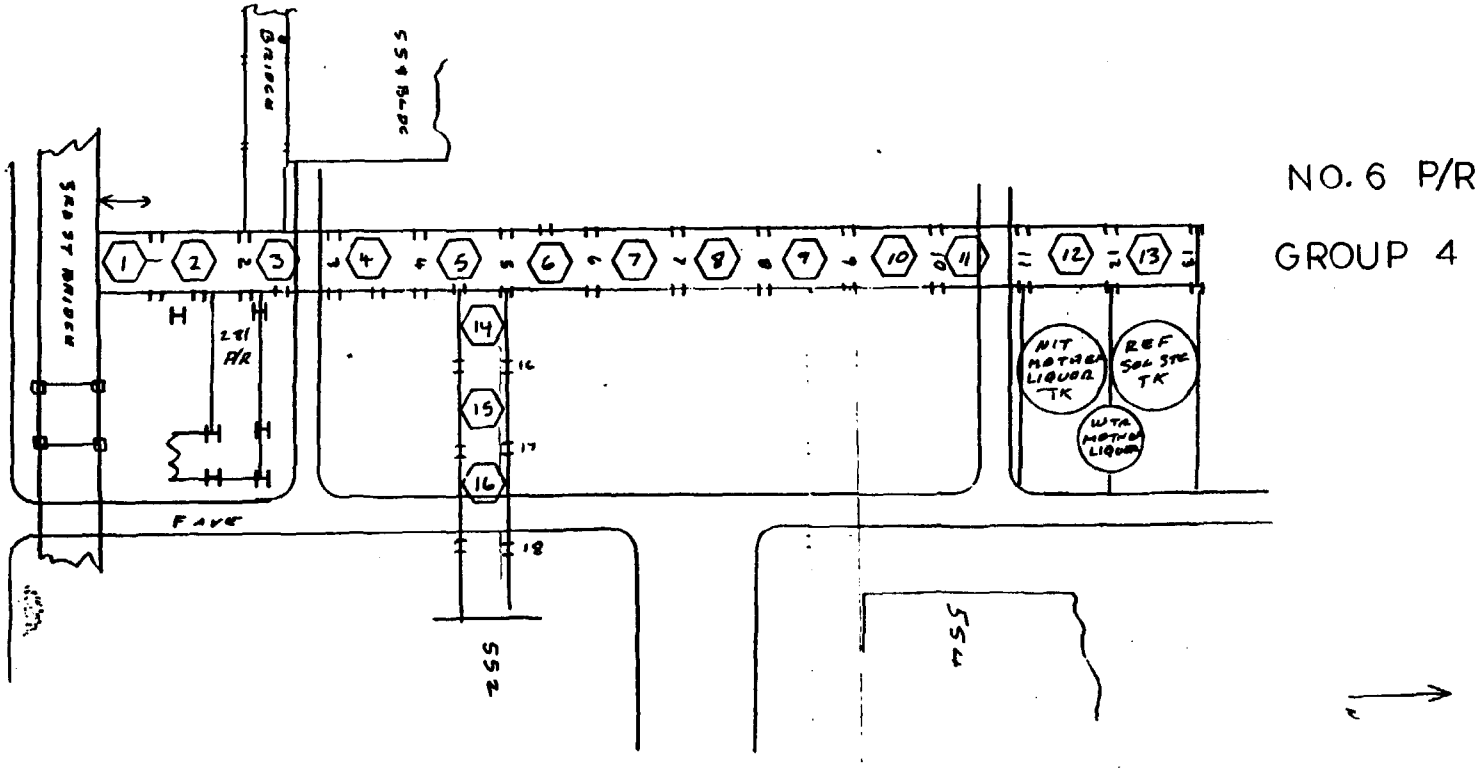

NO. 6 P/R

GROUP 4

DUP 0326040

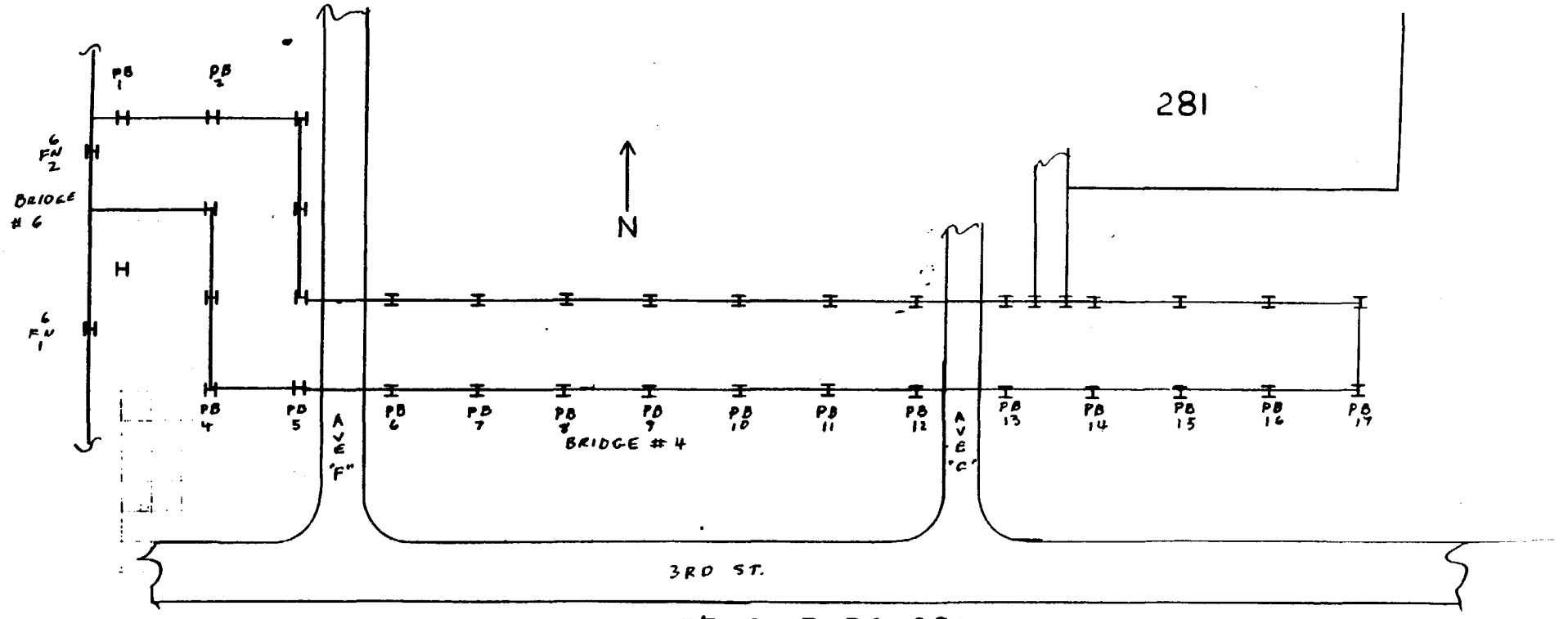

P/R TO BLDG 281
GROUP 5

DUP 0326041

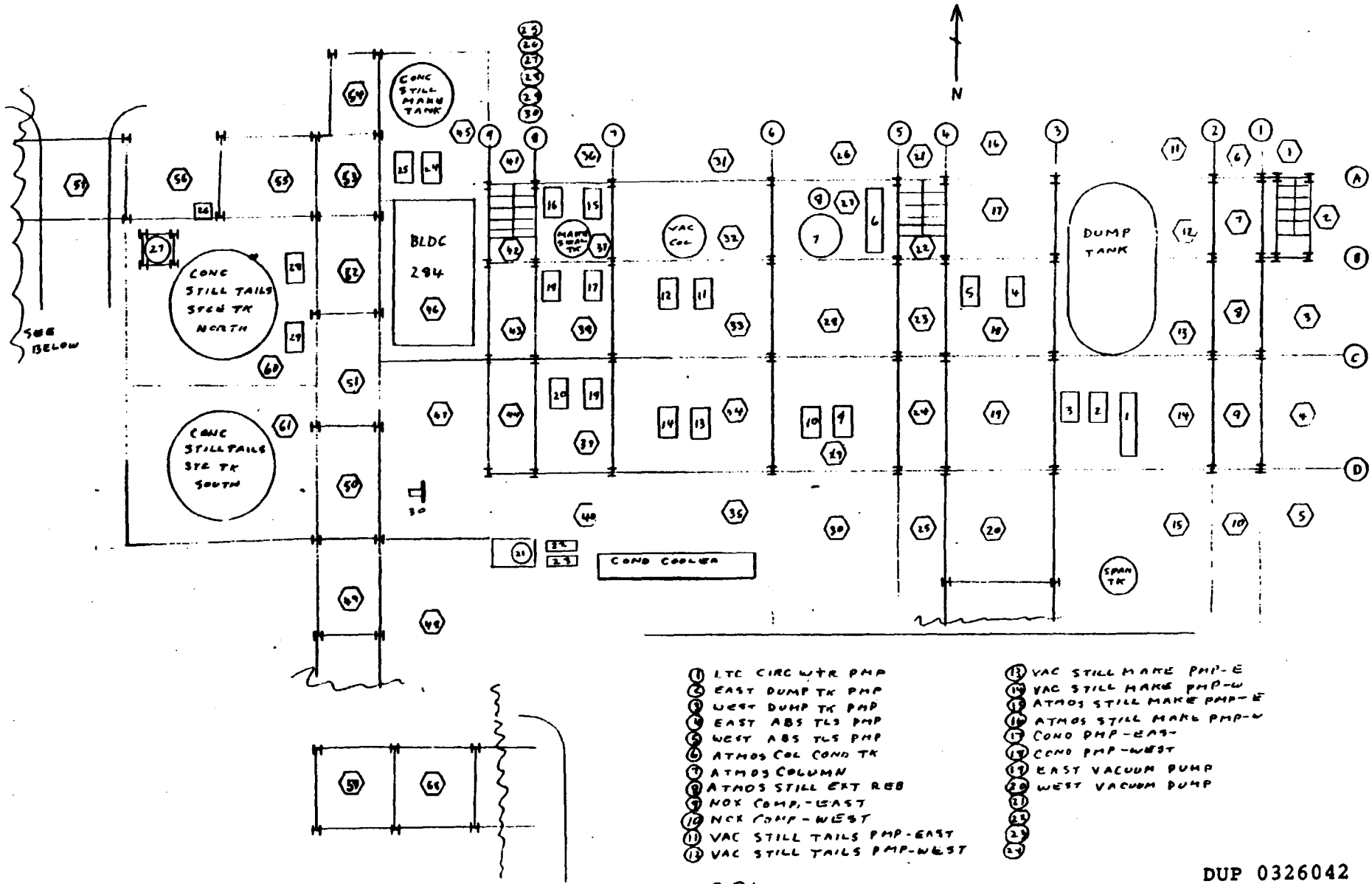

DUP 0326042

BLDG 281
GROUP 6

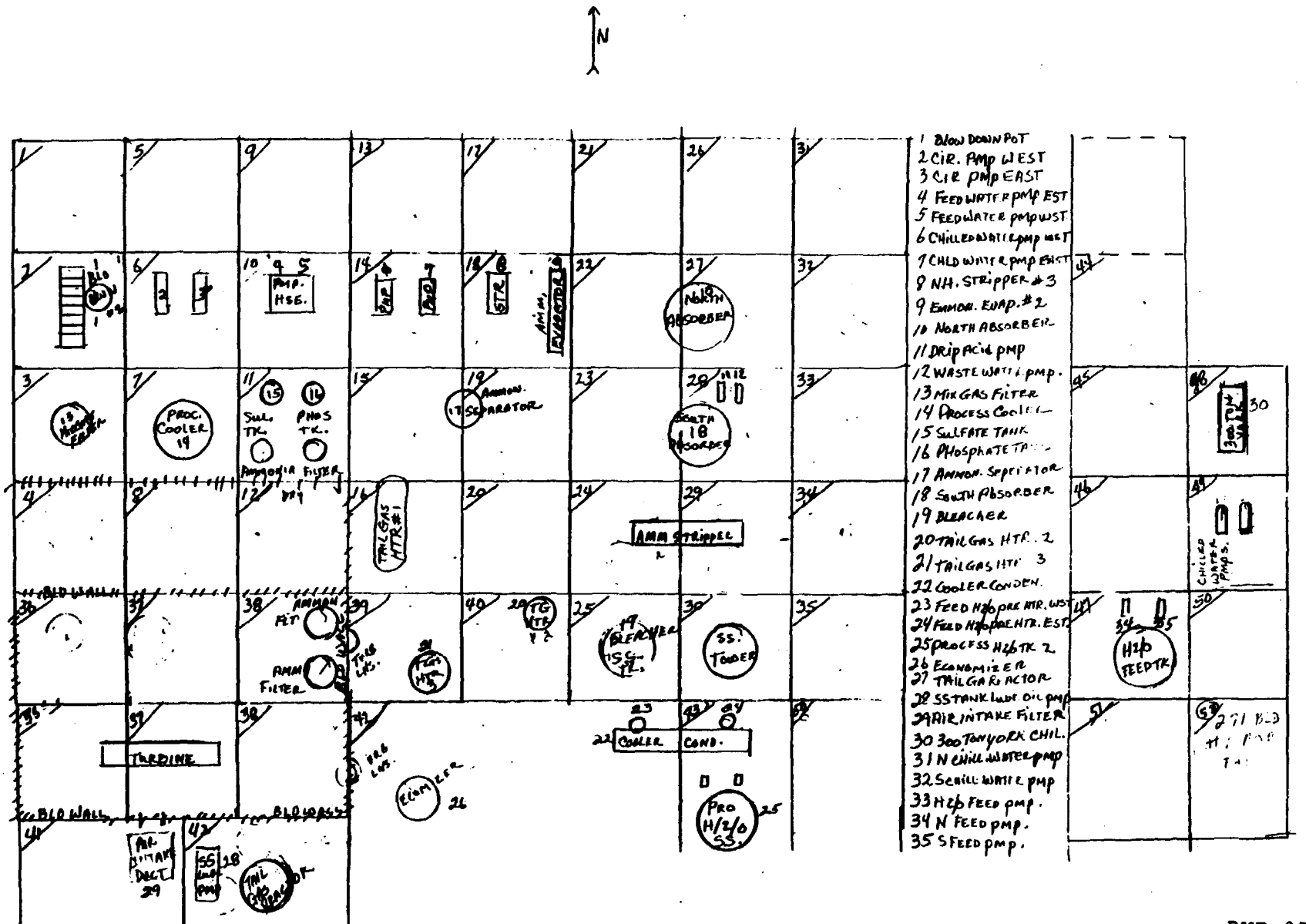

DUP 0326043

BLDG 277
GROUP 7

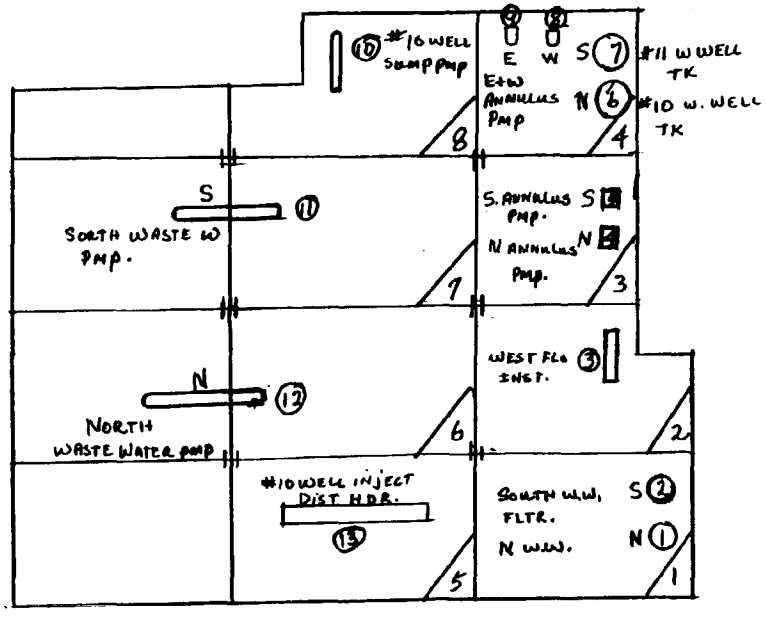

1 NORTH WASTE WATER FILTER
2 SOUTH WASTE WATER FILTER
3 WEST FLOW INST.
4 NORTH ANNULUS NITORGEN PMP.
5 SOUTH ANNULUS NITORGEN PMP.
6 NORTH WASTE WELL TK #10
7 SOUTH WASTE WELL TK #11
8 WEST ANNULUS PMP.
9 EAST ANNULUS PMP.
10 #10 WELL SUMP PMP.
11 SOUTH WASTE WATER PMP.
12 NORTH WASTE WATER PMP.
13 #10 WELL INJECT DIST. HDR.

R.C.R.A. FACILITY

GROUP 8

DUP 0326044

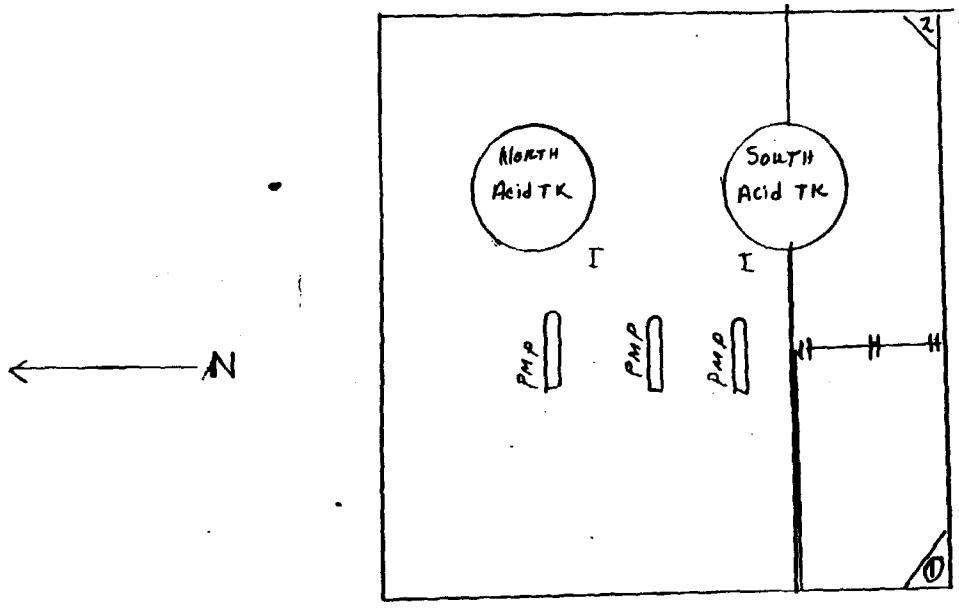

① WATER LN TO HOSE RACK

STORAGE TANKS BLD 410
GROUP 9

DUP 0326045

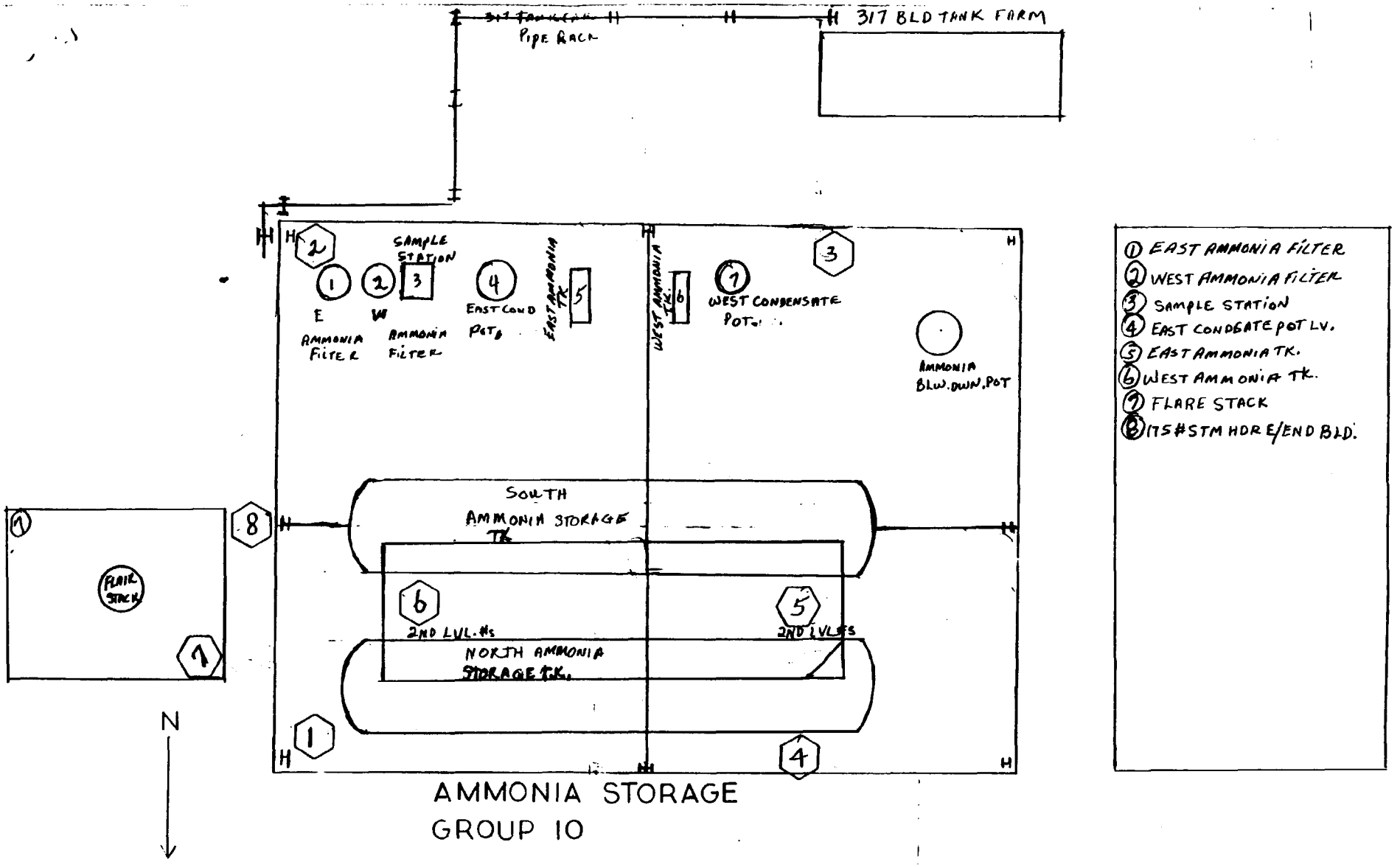

AMMONIA STORAGE
GROUP 10

DUP 0326046

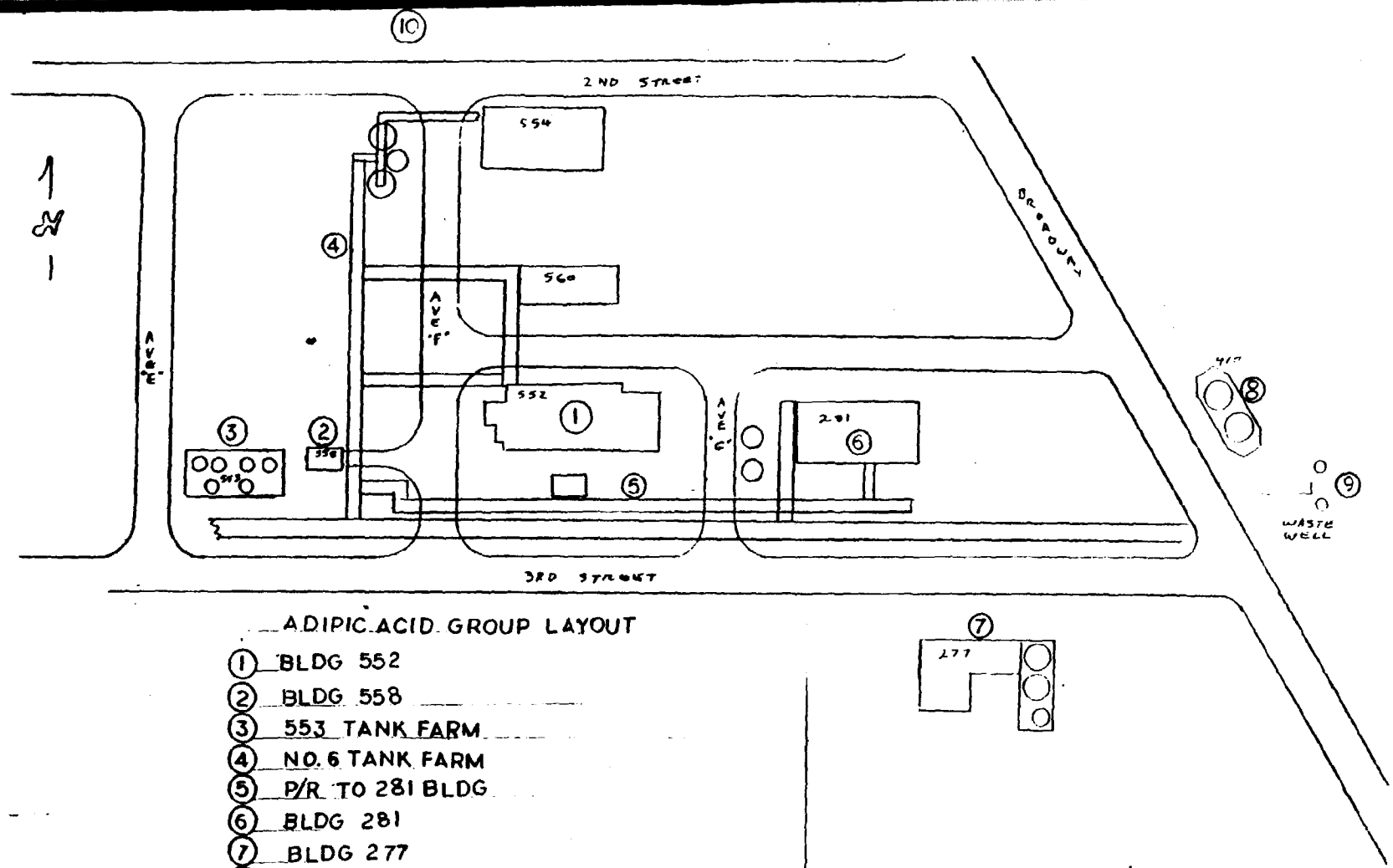

ADIPIC ACID GROUP LAYOUT

1. BLDG 552
2. BLDG 558
3. 553 TANK FARM
4. NO. 6 TANK FARM
5. P/R TO 281 BLDG
6. BLDG 281
7. BLDG 277
8. RCRA FACILITY
9. 410 STORAGE
10. AMMONIA STGE

DUP 0326047

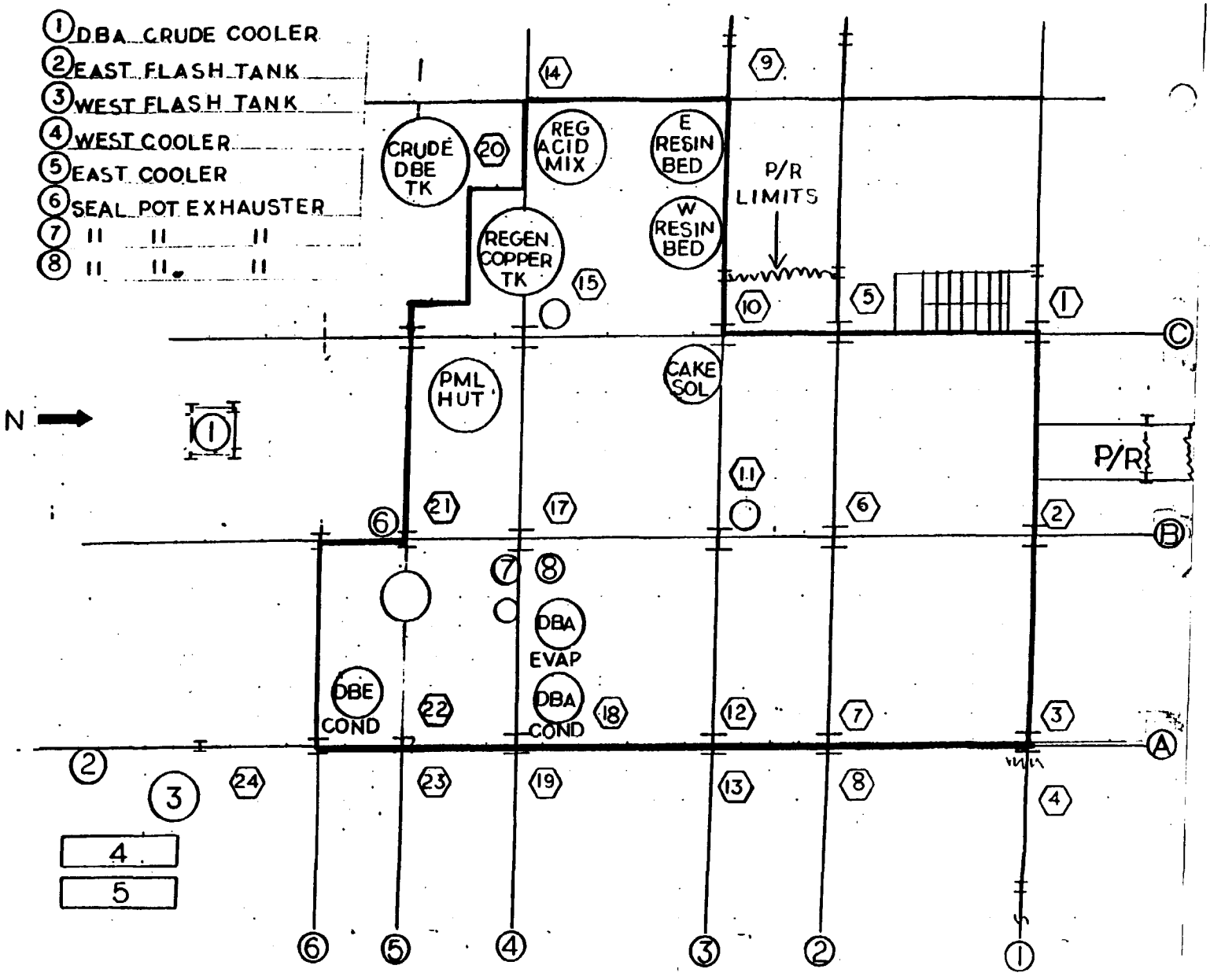
1 D.B.A. CRUDE COOLER
2 EAST FLASH TANK
3 WEST FLASH TANK
4 WEST COOLER
5 EAST COOLER
6 SEAL POT EXHAUSTER
7 " " "
8 " " "
CRUDE DBE TK
REG ACID MIX
E RESIN BED
W RESIN BED
P/R LIMITS
REGEN COPPER TK
PML HUT
CAKE SOL
P/R
DBA EVAP
DBE COND
DBA COND
N
BLDG 552
GROUP 1
DUP 0326048

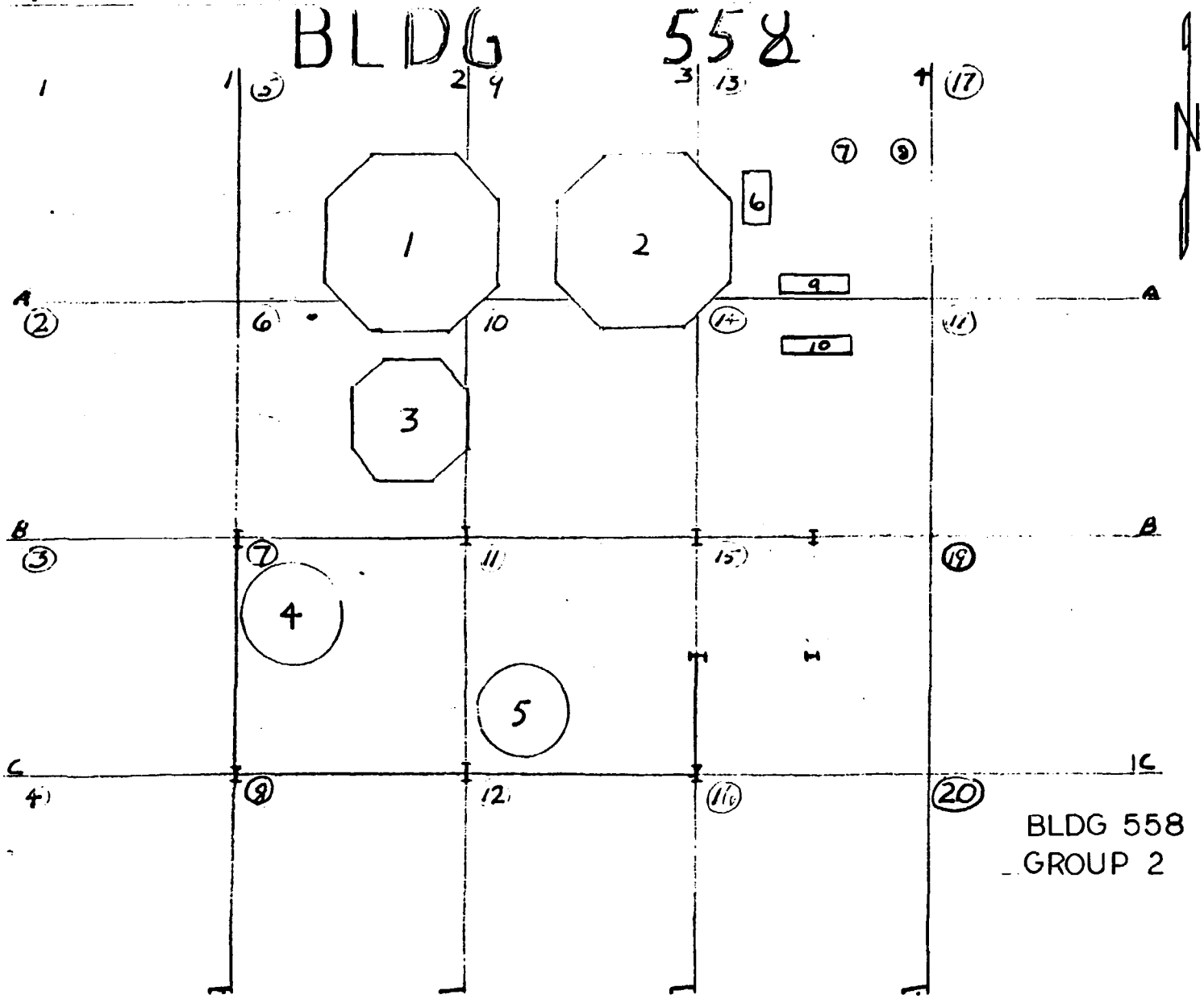

1. Process WTR Tank
2. Process WTR Tank
3. Process WTR Tank
4. Copper Sol Tank
5. Precoat Tank
6. Heat Exchanger
7. Process WTR Filter
8. Process WTR Filter
9. N Purge Flush H_2O Pmp
10. S Purge Flush H_2O Pmp

1ST FLOOR

BLDG 558
GROUP 2

DUP 0326049

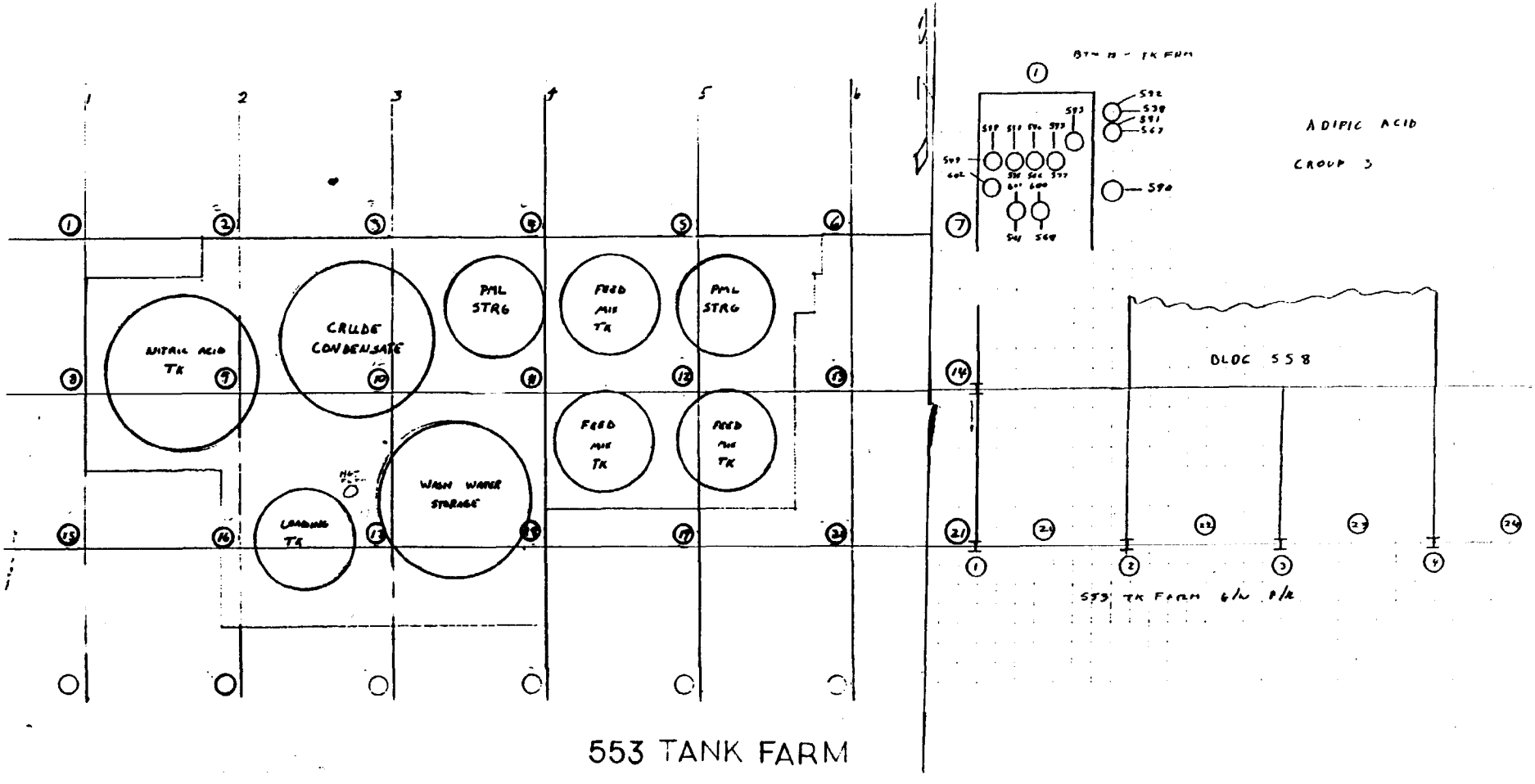

553 TANK FARM

GROUP 3

DUP 0326050

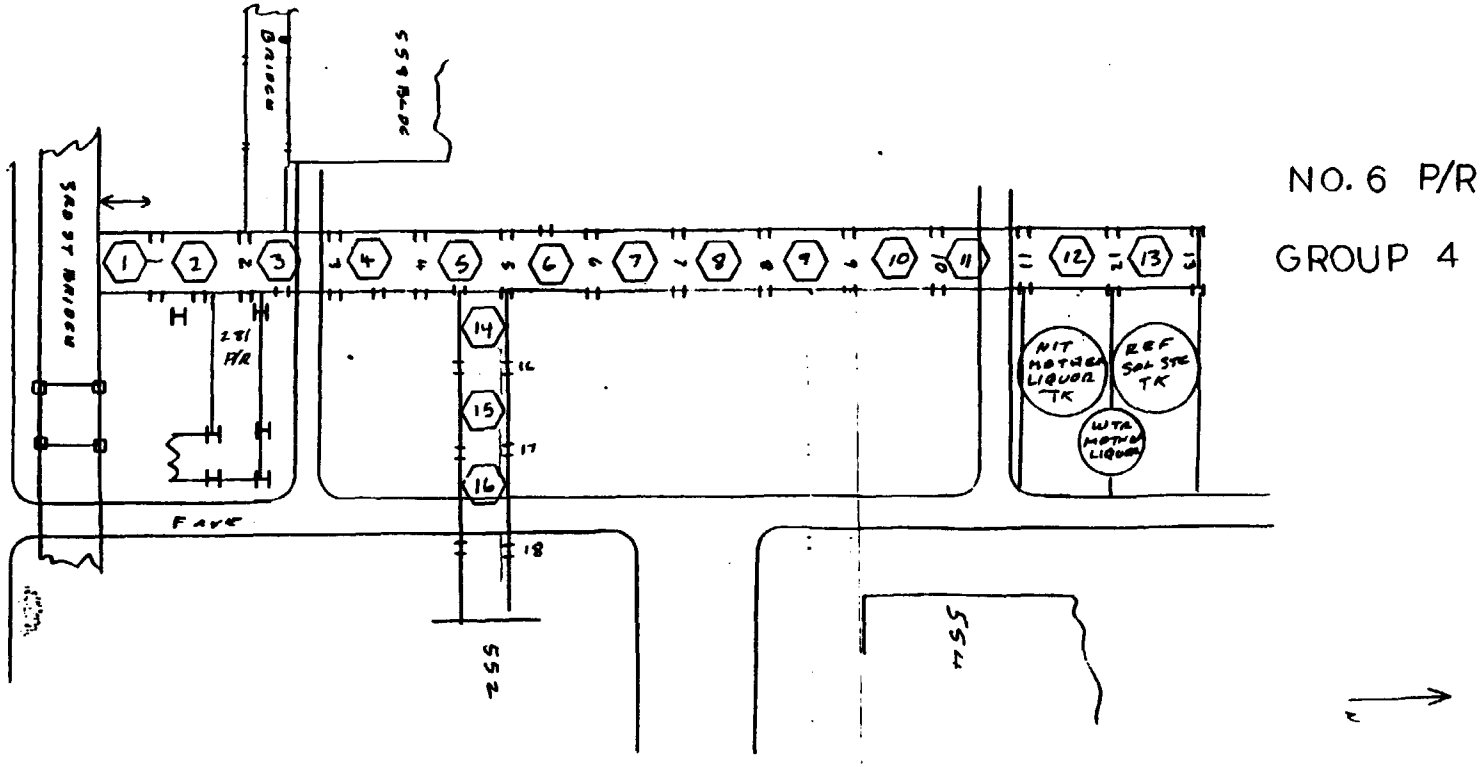

NO. 6 P/R

GROUP 4

DUP 0326051

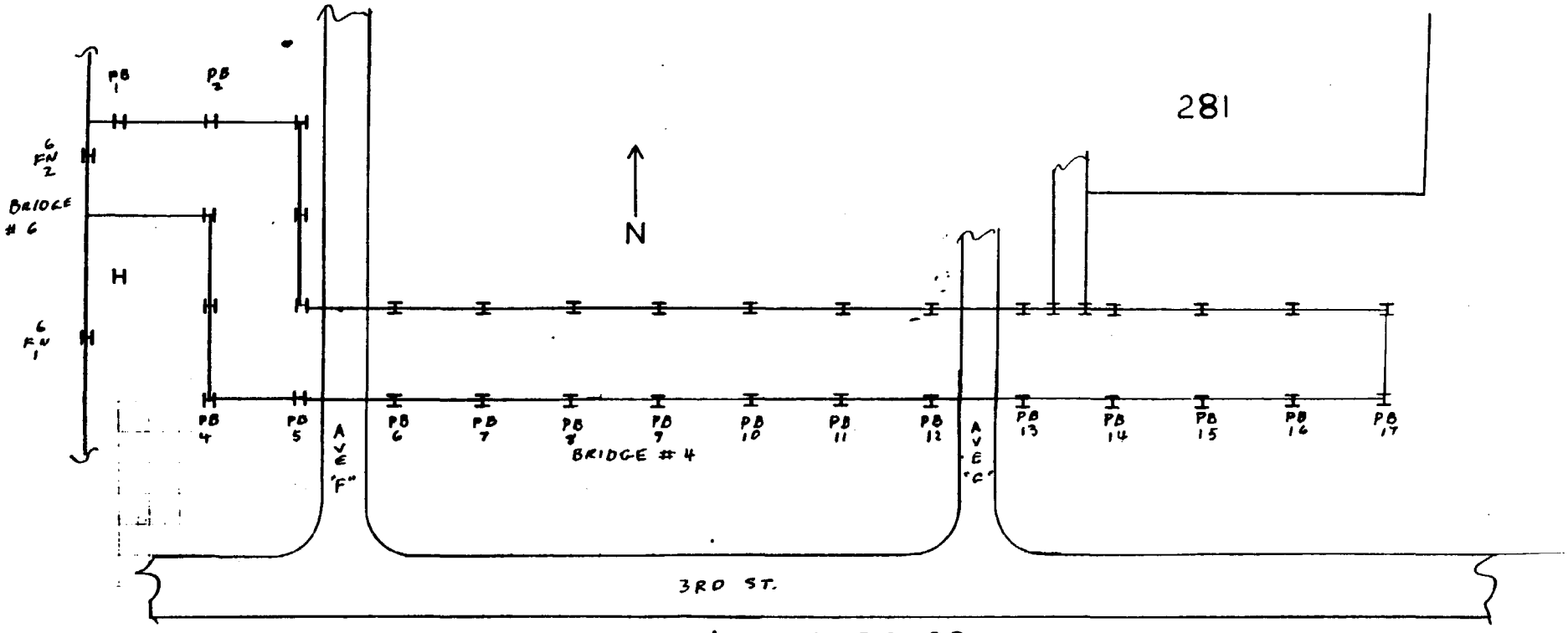

P/R TO BLDG 281
GROUP 5

DUP 0326052

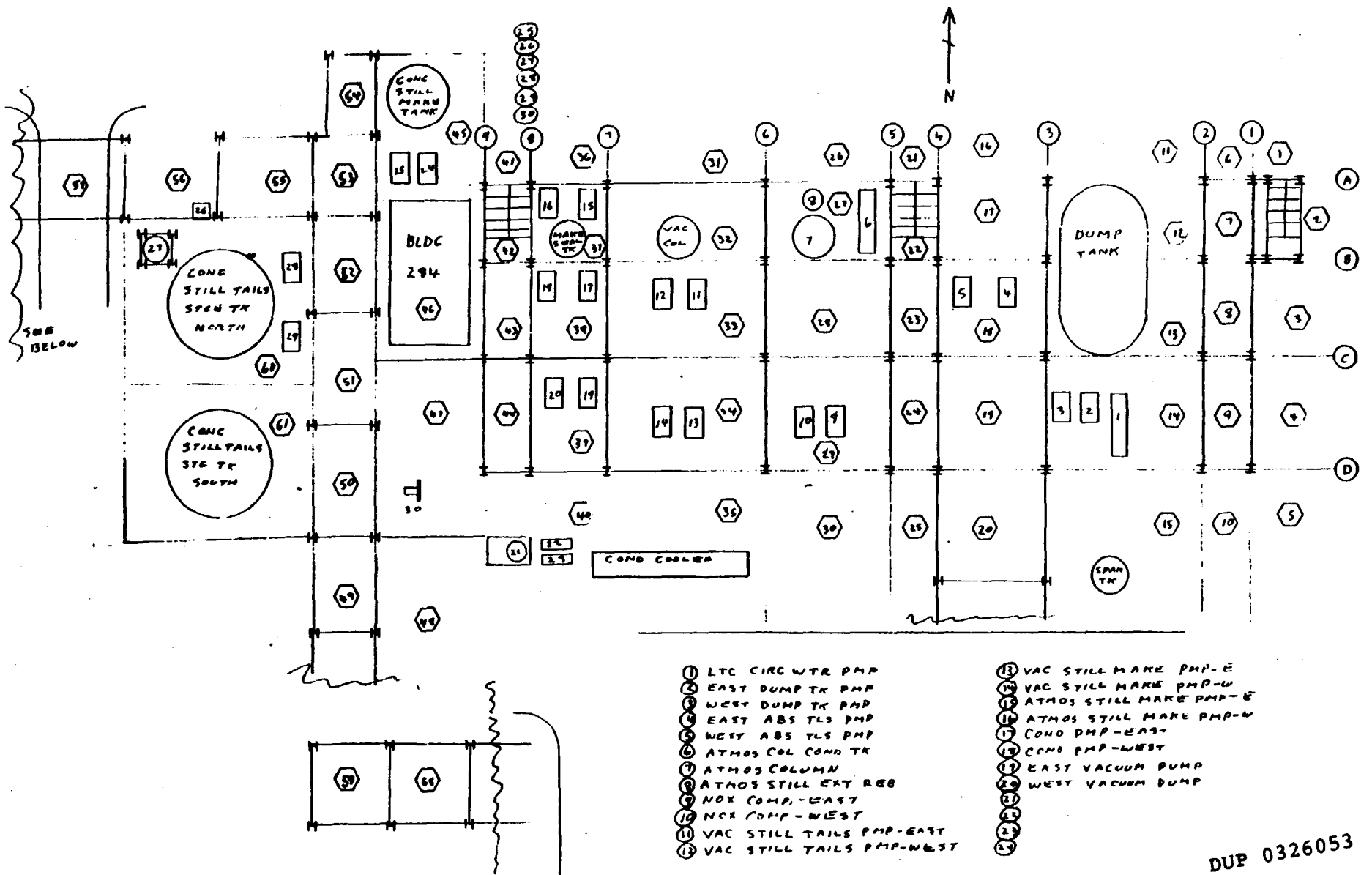

DUP 0326053

BLDG 281
GROUP 6

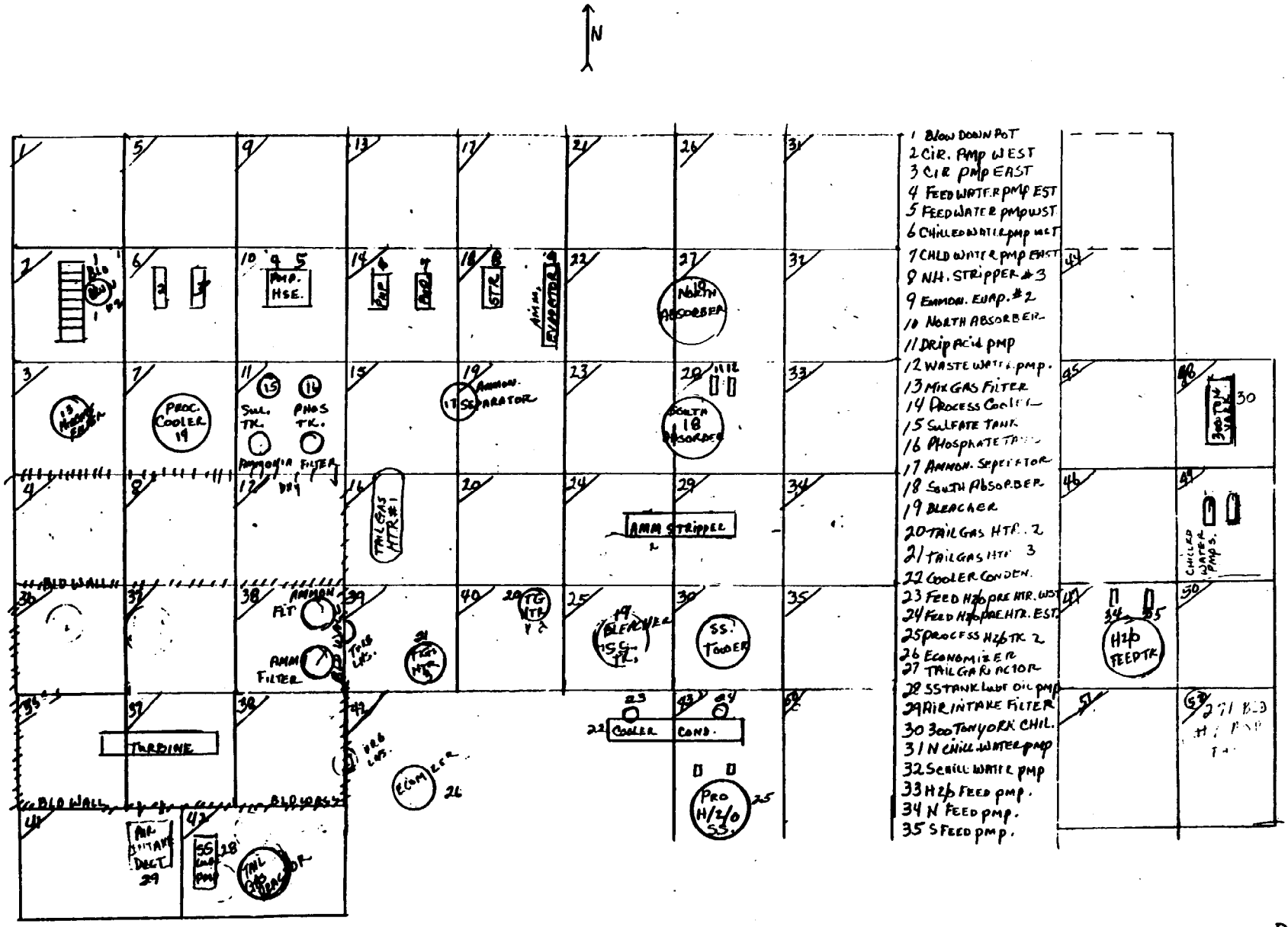

DUP 0326054

BLDG 277
GROUP 7

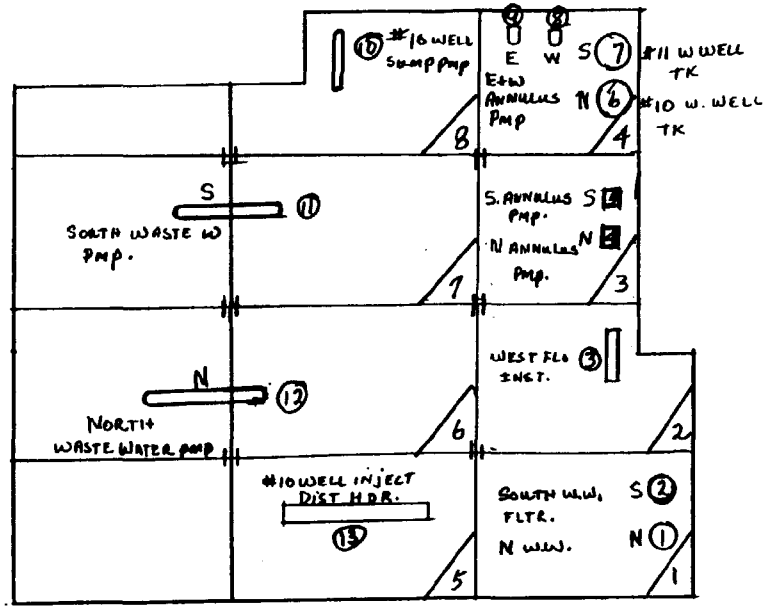

1 NORTH WASTE WATER FILTER
2 SOUTH WASTE WATER FILTER
3 WEST FLOW INST.
4 NORTH ANNULUS NITORGEN PMP.
5 SOUTH ANNULUS NITORGEN PMP.
6 NORTH WASTE WELL TK #10
7 SOUTH WASTE WELL TK #11
8 WEST ANNULUS PMP.
9 EAST ANNULUS PMP.
10 #10 WELL SUMP PMP.
11 SOUTH WASTE WATER PMP.
12 NORTH WASTE WATER PMP.
13 #10 WELL INJECT DIST. HDR.

R.C.R.A. FACILITY
GROUP 8

DUP 0326055

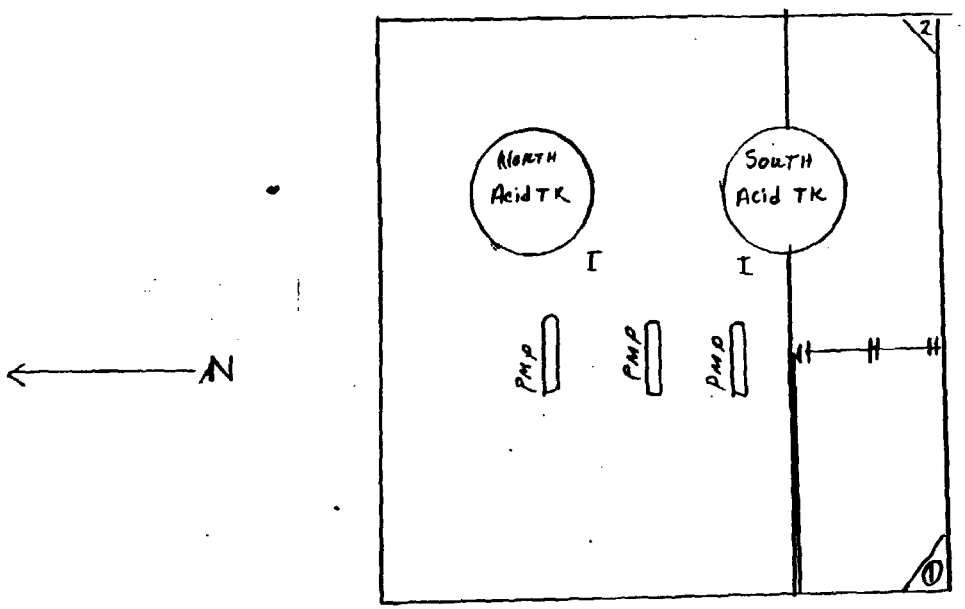

① WATER LN TO HOSE RACK

STORAGE TANKS BLD 410
GROUP 9

DUP 0326056

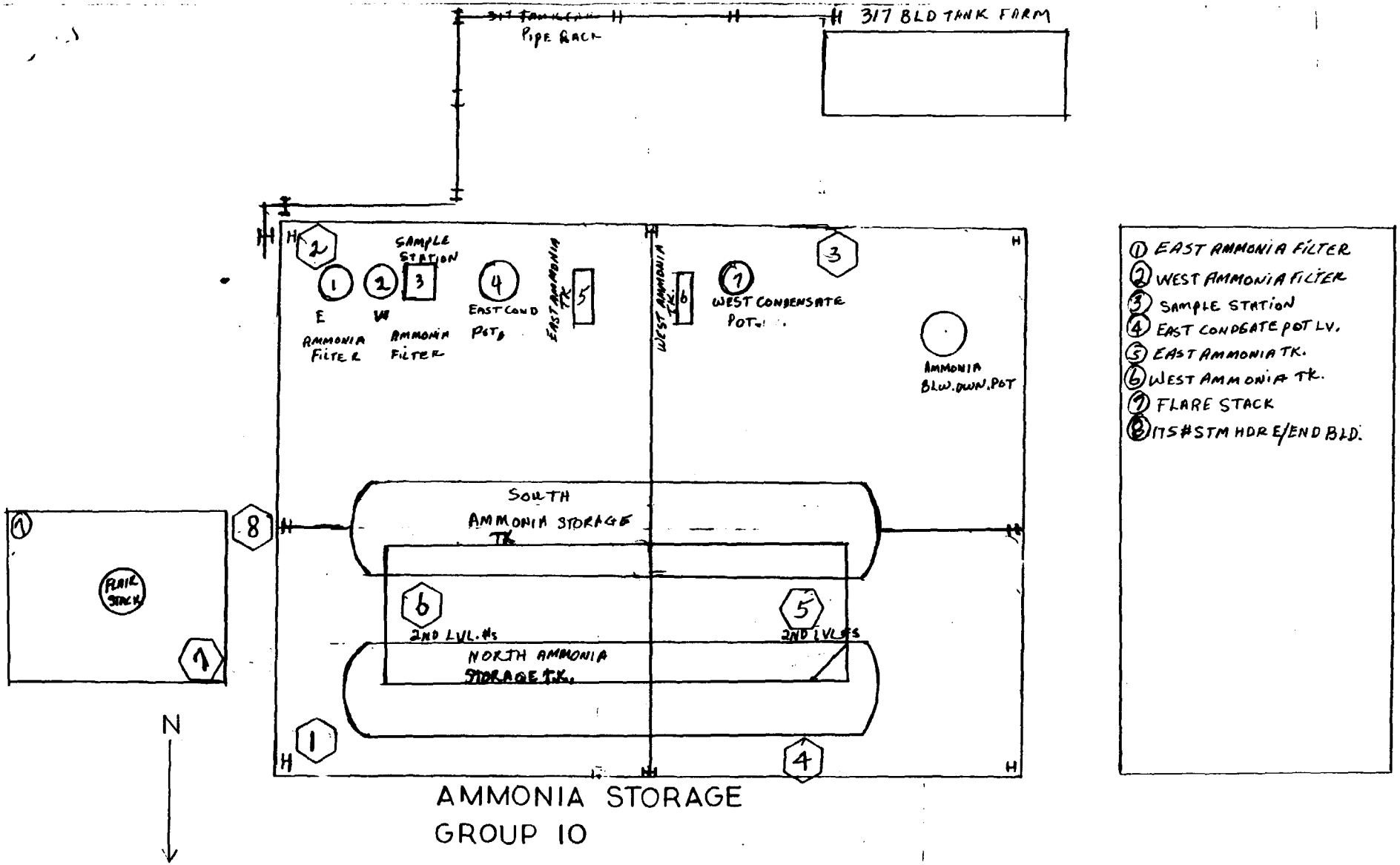
PIPE RACK
317 BLD TANK FARM
SAMPLE STATION
E AMMONIA FILTER
W AMMONIA FILTER
EAST COND POT
EAST AMMONIA TK.
WEST AMMONIA TK.
WEST CONDENSATE POT
AMMONIA BLW.DWN.POT
SOUTH AMMONIA STORAGE TK.
NORTH AMMONIA STORAGE TK.
2ND LVL. Hs
2ND LVL Hs
FLARE STACK
N
AMMONIA STORAGE
GROUP 10
1 EAST AMMONIA FILTER
2 WEST AMMONIA FILTER
3 SAMPLE STATION
4 EAST CONDGATE POT LV.
5 EAST AMMONIA TK.
6 WEST AMMONIA TK.
7 FLARE STACK
8 ITS#STM HDR E/END BLD.

DUP 0326057

3030 BLDG. GROUP 2

DUP 0326058

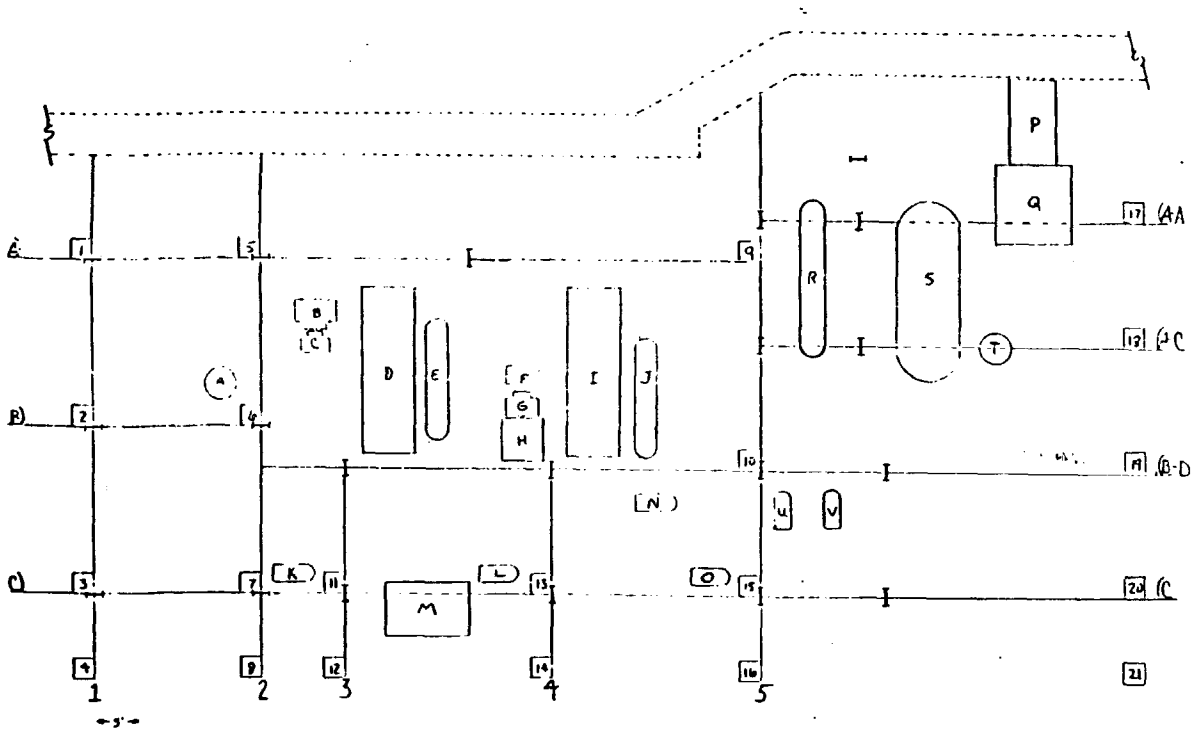

A) BRINE TANK
B) *1 REFRIG SEAL OIL PMP
C) *1 REFRIG TURBINE
D) *1 REFRIG UNIT
E) *1 REFRIG FLOW
F) *2 REFRIG SEAL OIL
G) *2 REFRIG TURBINE
H) *2 REFRIG TURBINE
I) *2 REFRIG UNIT
J) *2 REFRIG
K) *1 BRINE PMP
L) *2 BRINE PMP
M) *1 *2 CONTROL PANELS
N) *4 BRINE PMP
O) *3 BRINE PMP
P) *5 REFRIG MOTOR OIL PMP
Q) *3 REFRIG TURBINE COMPRESSOR
R) *3 REFRIG ECONOMIZER
S) *3 REFRIG UNIT
T) *3 REFRIG ECONOMIZER
U) *5 BRINE PMP
V) *6 BRINE PMP

REFRIG BLDG 3032 - GROUP 5

DUP 0326059

BOILERS- BLDG. 3060 - GROUP 6

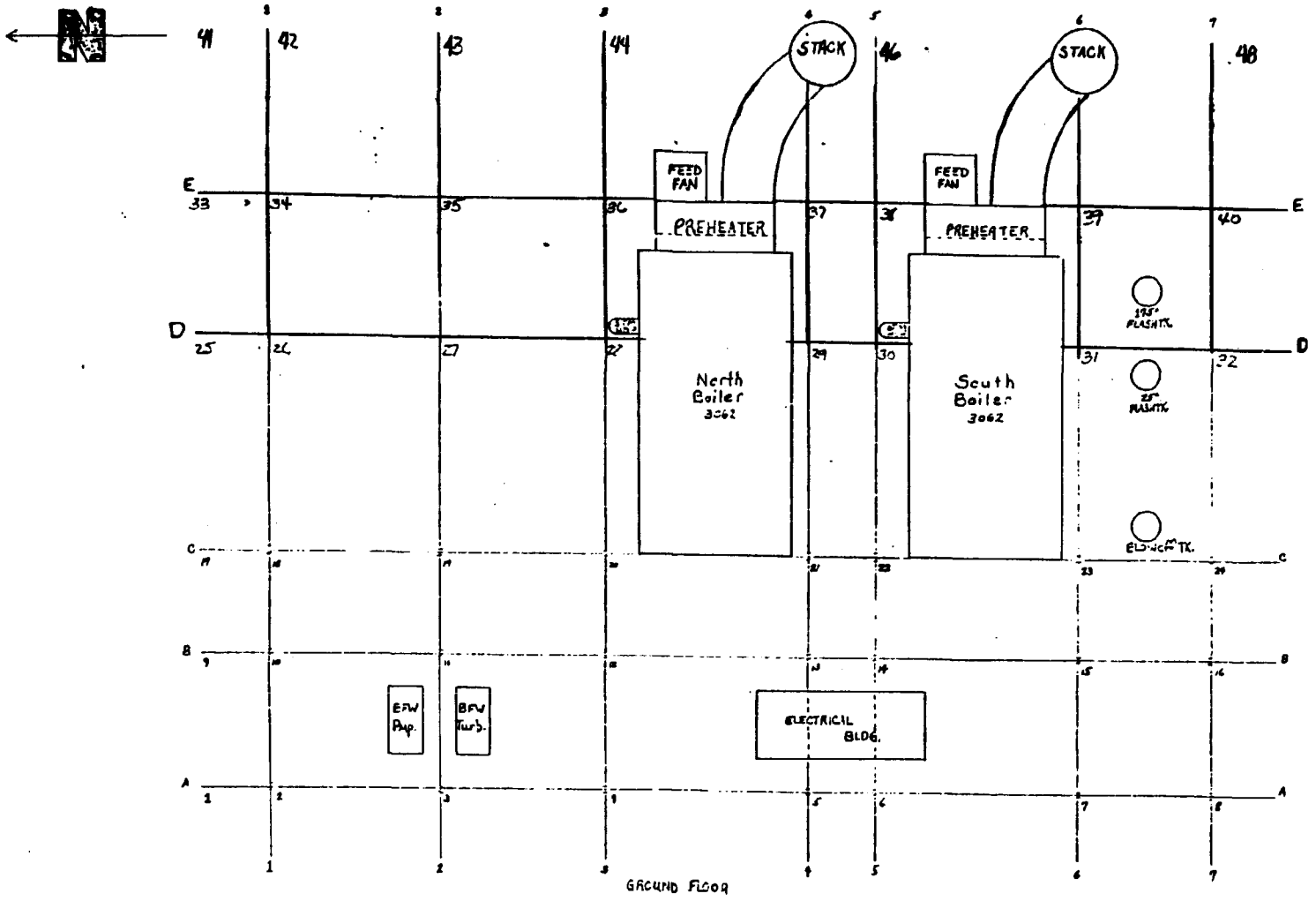

DUP 0326060

OPERATING FLARE STACK — GROUP 7

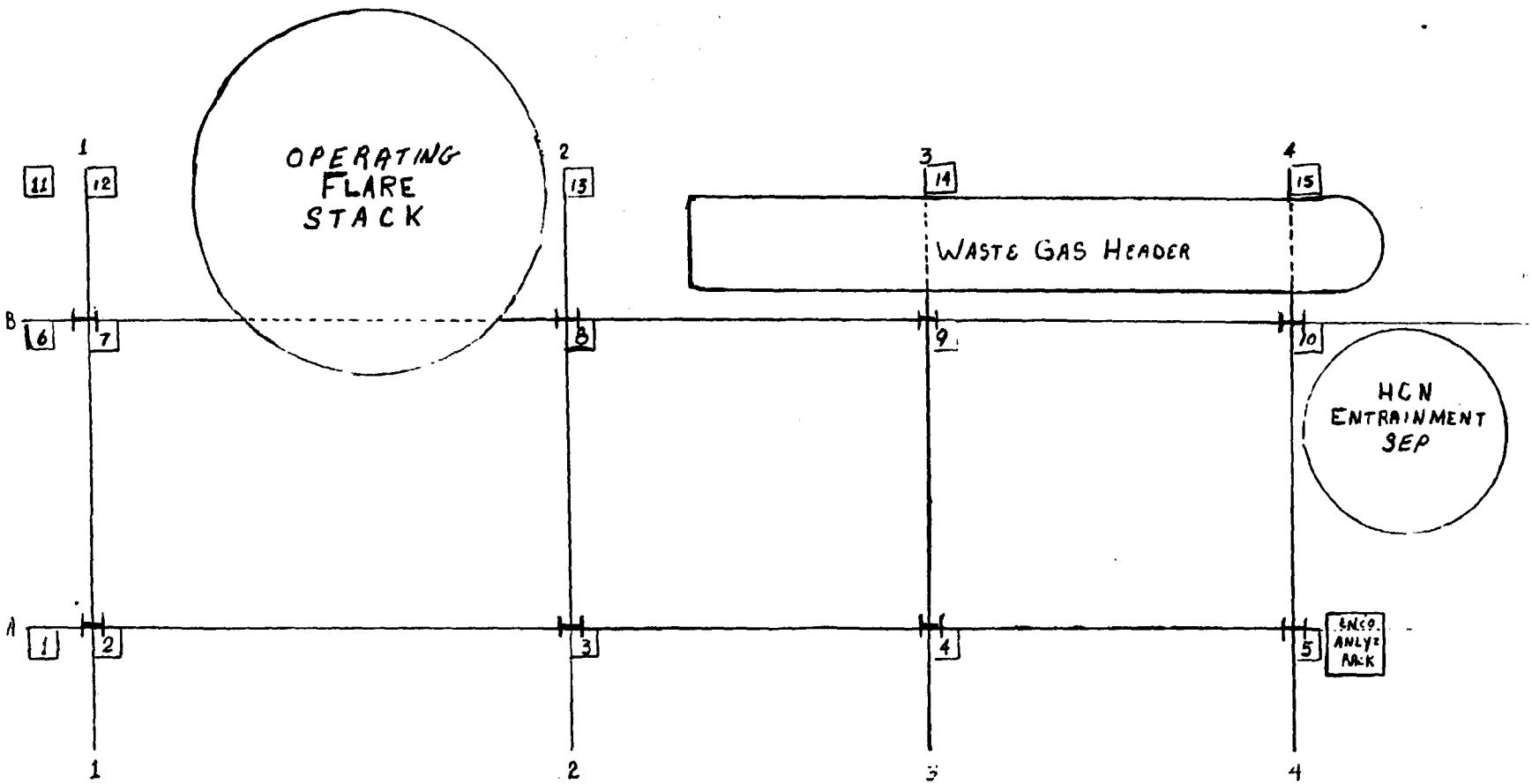

GROUND FLOOR

DUP 0326061

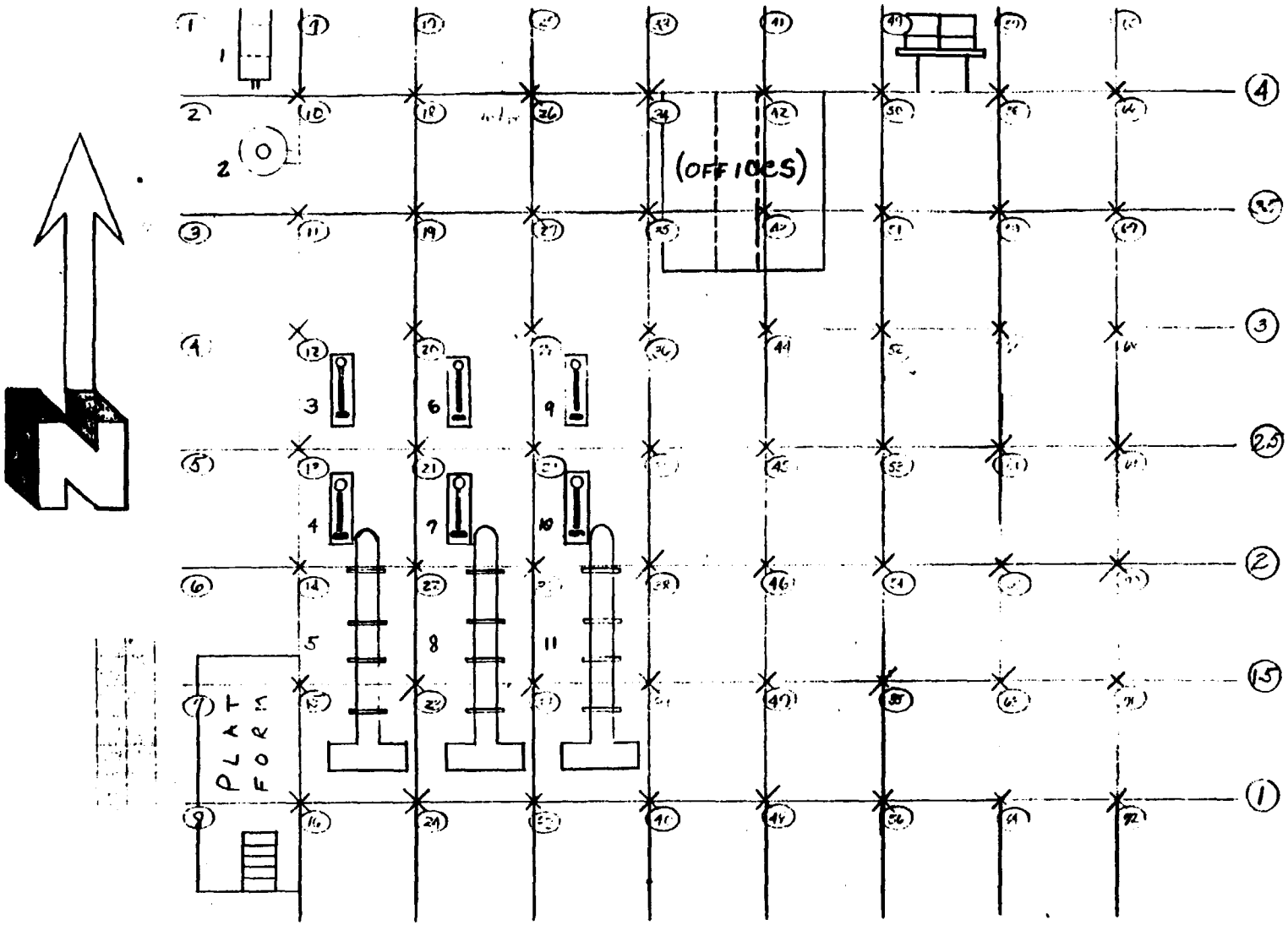

EQUIPMENT

1 H²O Cooler
2 TANK
3 #2 EXT MC Circ Pump
4 #2 Cooling H²O Pump
5 #2 EXTRUDER
6 #2 EXT MC Circ Pump
7 #2 Cooling H²O Pump
8 #2 EXTRUDER
9 #1 EXT MC Circ Pump
10 #1 Cooling H²O Pump
11 #1 EXTRUDER
12 10' Platform

165 Bldg Grid sheet
72 Total Grids

DUP 0326062

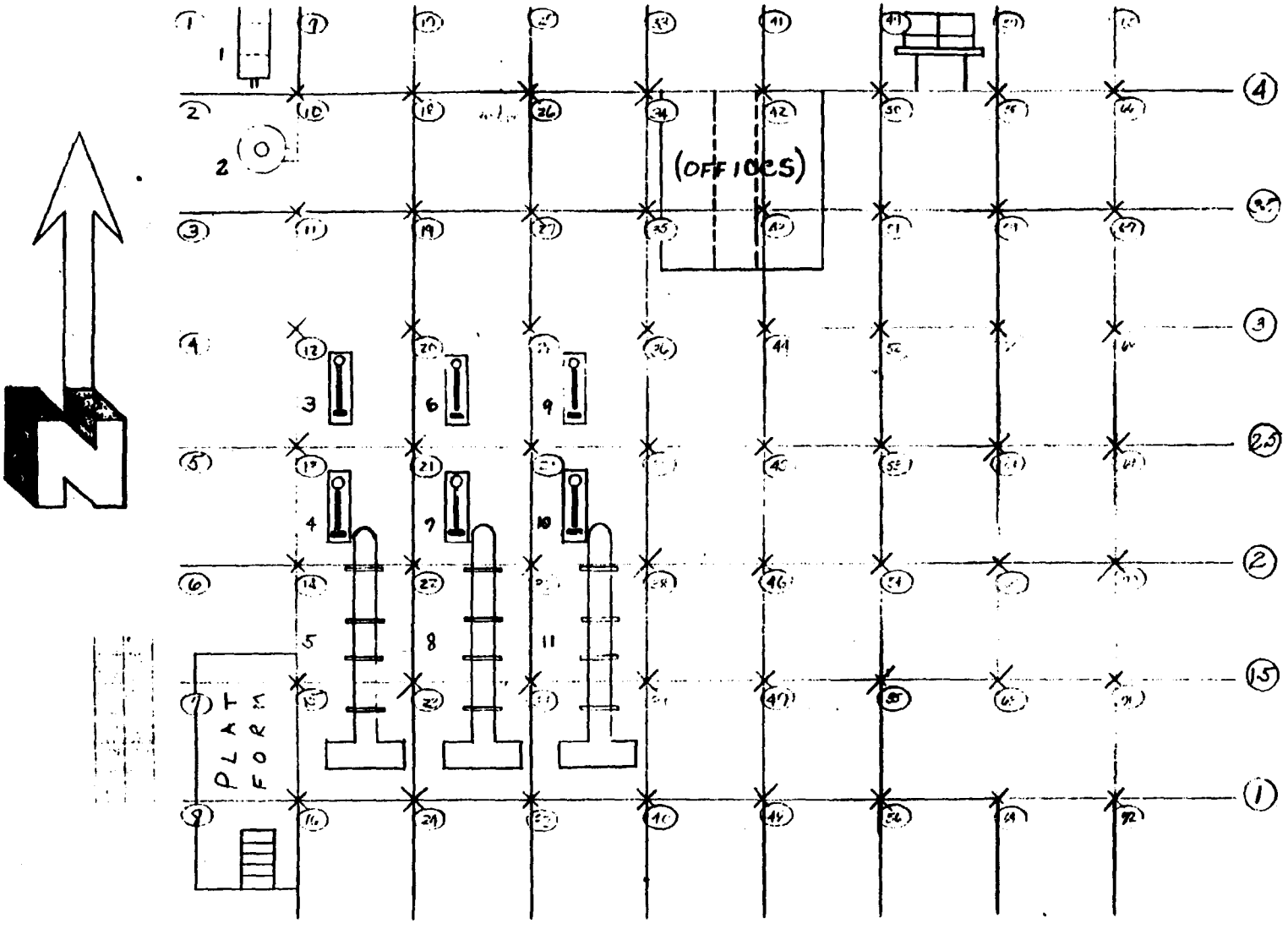

EQUIPMENT

1 H²O Cooler
2 TANK
3 #2 EXT MC Circ Pump
4 #2 Cooling H²O Pump
5 #2 EXTRUDER
6 #2 EXT MC Circ Pump
7 #2 Cooling H²O Pump
8 #2 EXTRUDER
9 #1 EXT MC Circ Pump
10 #1 Cooling H²O Pump
11 #1 EXTRUDER
12 10' Platform

165 Bld Grid sheet
72 Total Grids

DUP 0326063

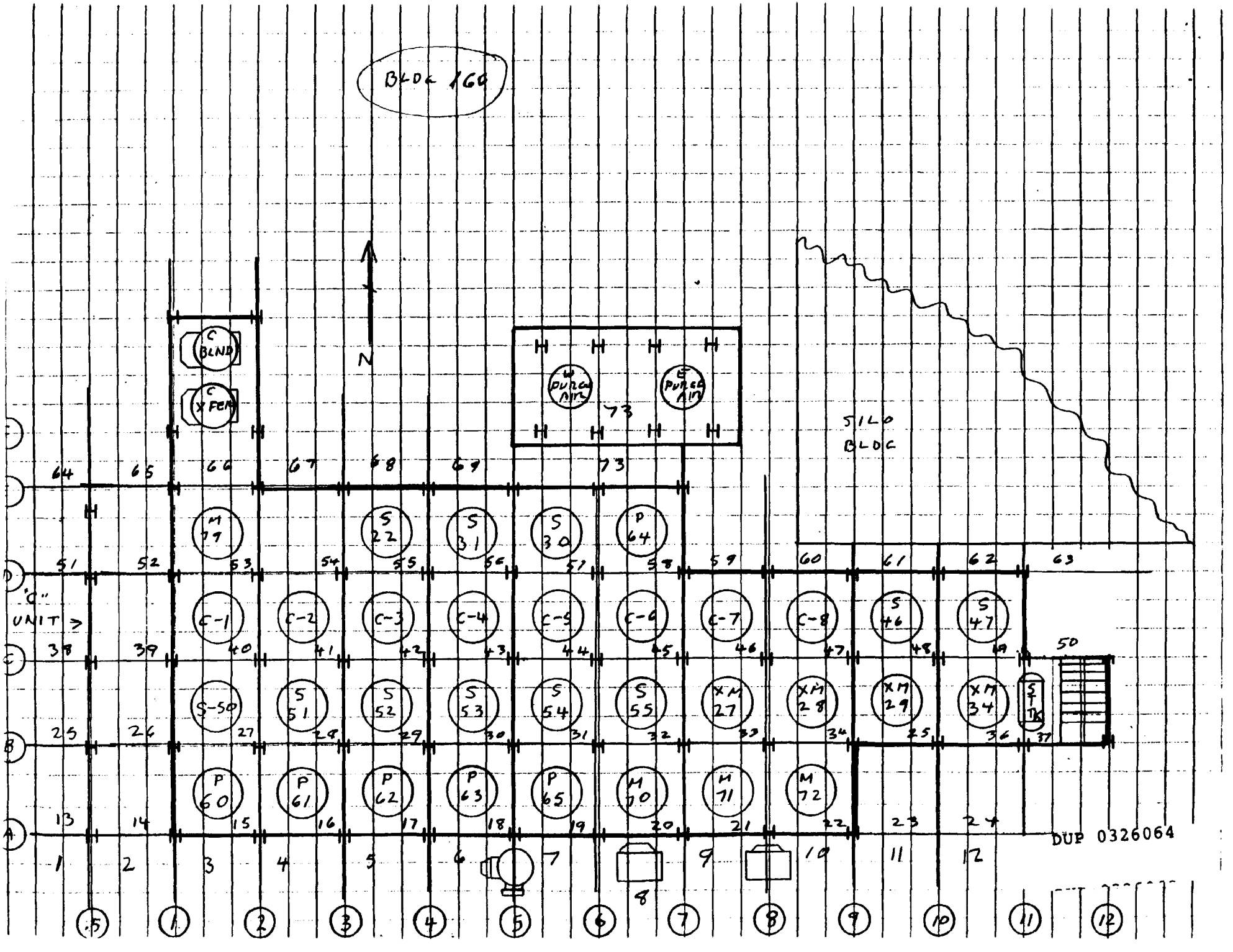
BLDG 160
N
C BLND
C XFER
W PUNCH AIR
E PUNCH AIR
73
SILO BLDG
64
65
66
67
68
69
73
M 77
S 22
S 31
S 30
P 64
51
52
53
54
55
56
57
58
59
60
61
62
63
"C" UNIT >
C-1
C-2
C-3
C-4
C-5
C-6
C-7
C-8
S 46
S 47
38
39
40
41
42
43
44
45
46
47
48
49
50
S-50
S 51
S 52
S 53
S 54
S 55
XM 27
XM 28
XM 29
XM 34
S TK
25
26
27
28
29
30
31
32
33
34
35
36
37
P 60
P 61
P 62
P 63
P 65
M 70
M 71
M 72
13
14
15
16
17
18
19
20
21
22
23
24
1
2
3
4
5
6
7
8
9
10
11
12
DUP 0326064

ALATHON V - VII (166 - 167)

[redacted]

DRY AIR

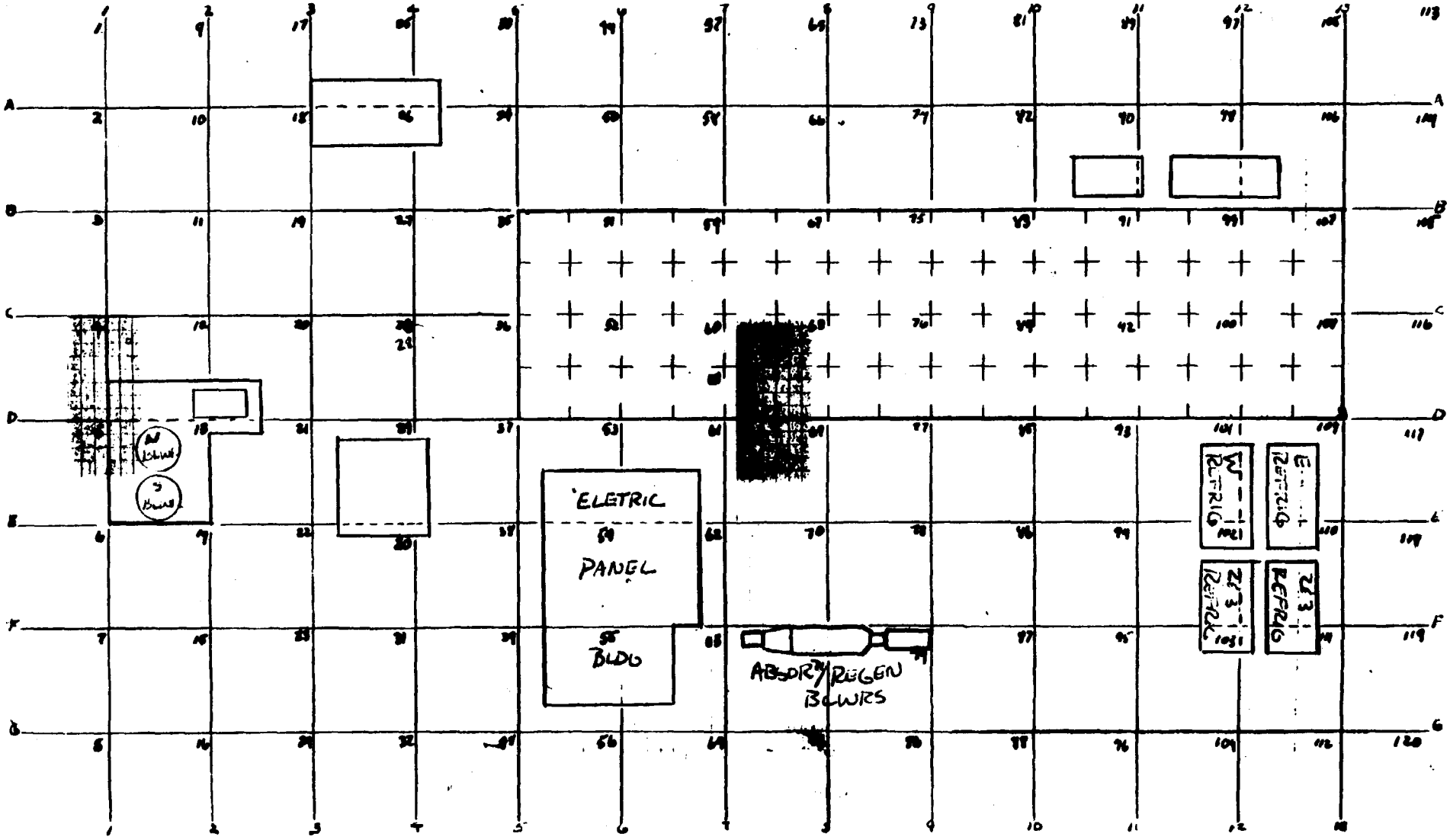

DUP 0326065

Grid 01.001

188 BLDG

Mark Ranch

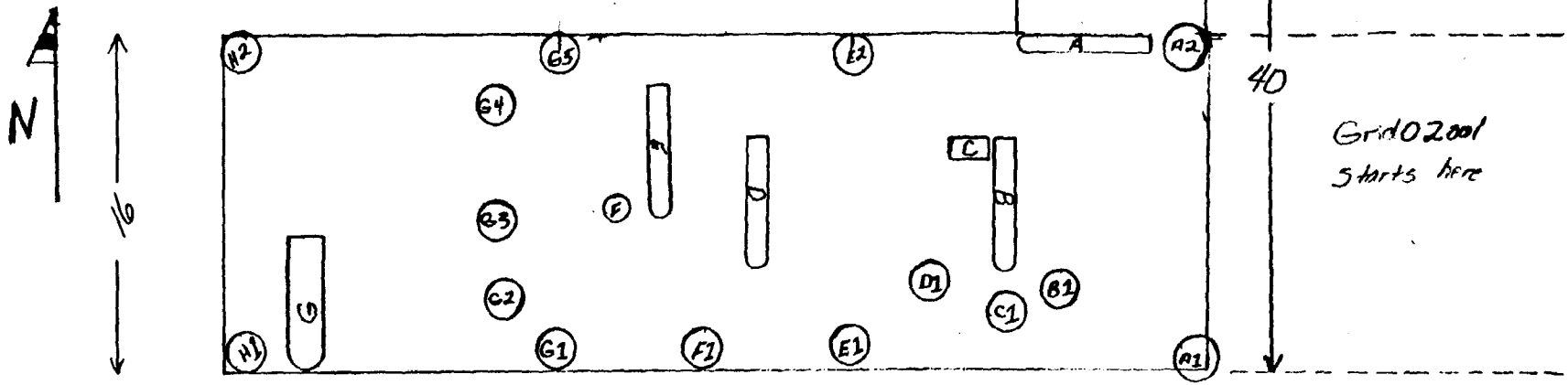

Key
A- D- Part Comonomer Pmp CLRS
B- Pump & motor
C- Comonomer batch pot
D- pump & motor
E- pump & motor
F- Comonomer pump pot
G- pmp & motor
H- Pmp

DUP 0326066

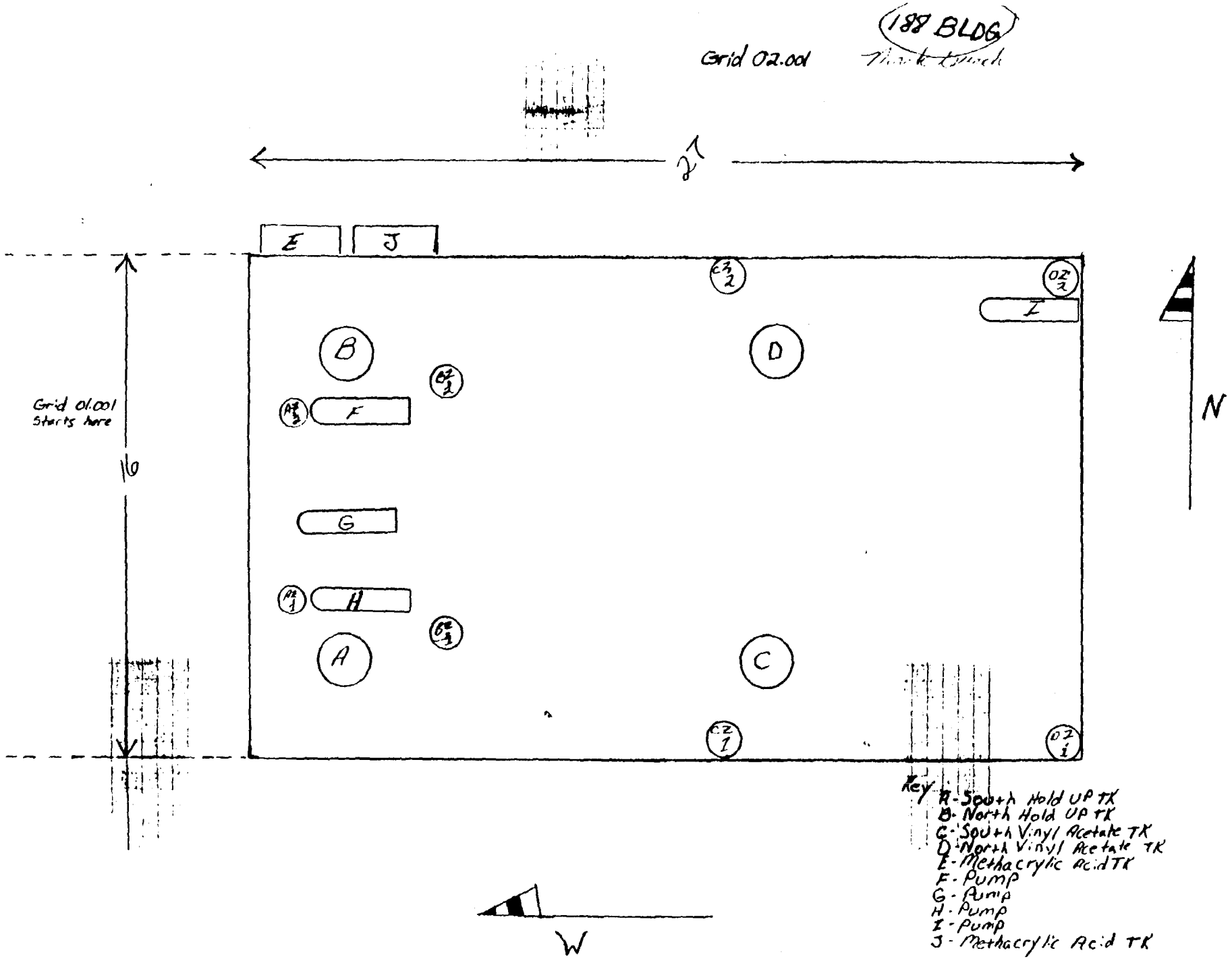
188 BLDG
Grid 02.001
27
E
J
B
D
I
F
G
H
A
C
Grid 01.001 Starts here
16
N
W
Key
A - South Hold UP TK
B - North Hold UP TK
C - South Vinyl Acetate TK
D - North Vinyl Acetate TK
E - Methacrylic Acid TK
F - Pump
G - Pump
H - Pump
I - Pump
J - Methacrylic Acid TK

DUP 0326067

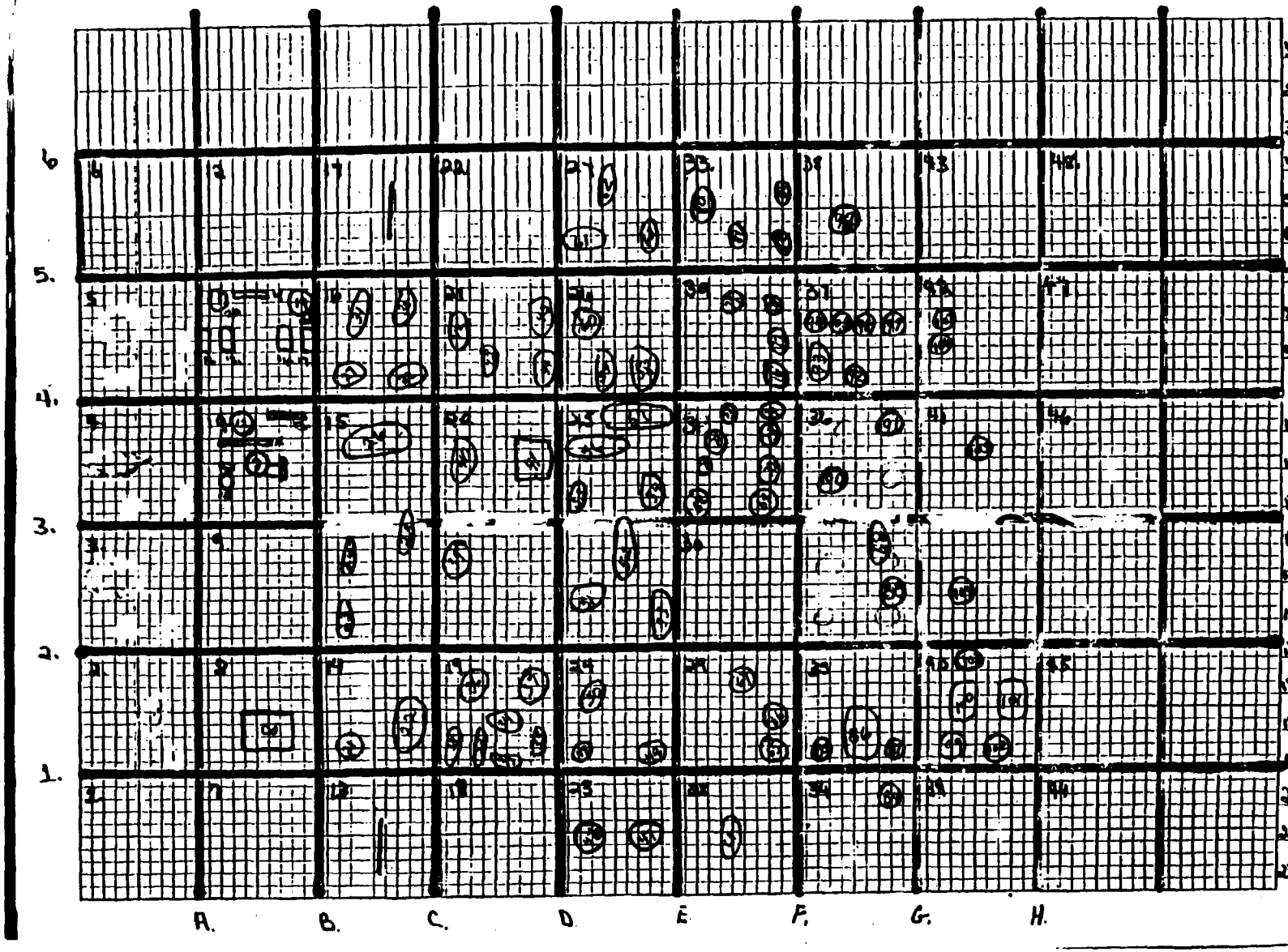

DUP 03256068

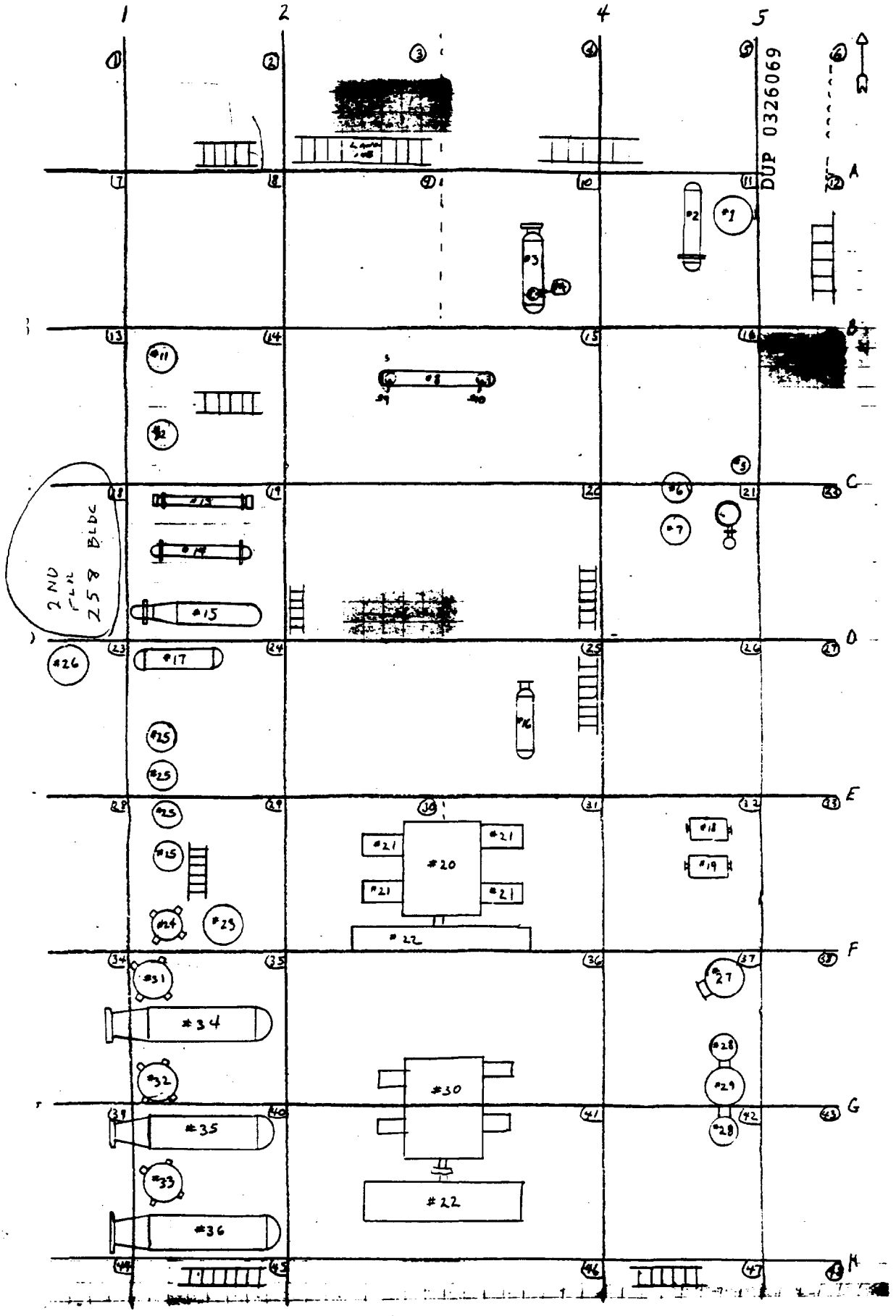
1
2
4
5
DUP 0326069
A
B
C
D
E
F
G
H
2ND FLR 258 BLDG
#1
#2
#3
#4
#5
#6
#7
#8
#9
#10
#11
#12
#13
#14
#15
#16
#17
#18
#19
#20
#21
#22
#23
#24
#25
#26
#27
#28
#29
#30
#31
#32
#33
#34
#35
#36

AREA II Sub-AREA I 261 BLDG FIRST FLOOR



1 [illegible] Vent Sump Pump
2 [illegible]
3 BLDG SUMP PUMP
4 N. CAL PMP COL. F
5 S. CAL. PMP COL. F
6 N. COND. CIRC. PMP COL. F
7 S COND. CIRC. PMP COL. F
8 N. COND. CIRC. PMP COL. E
9 COL. F
10 COL. E
11 F COL. CAL. SUMP COND.
12 E COL CAL SUMP. COND.
13 HOT WELL SUMP PMP
14 N. TAILS PMP COL. F
15 S. TAILS PMP COL. F
16 N. MAKE UP PMP COL. E
17 S. MAKE UP PMP COL. E
18 N. TAILS PMP COL. E
19 S. TAILS PMP COL. E
20 N. TAILS PMP COL. A
21 TRIM CIRC. PMP COL. F
22 TRIM CIRC. PMP COL. E
23 F COL. TRIM COND CLR

DUP 0326070

AREA II Sub-AREA I (261) BLDG. SECOND FLOOR

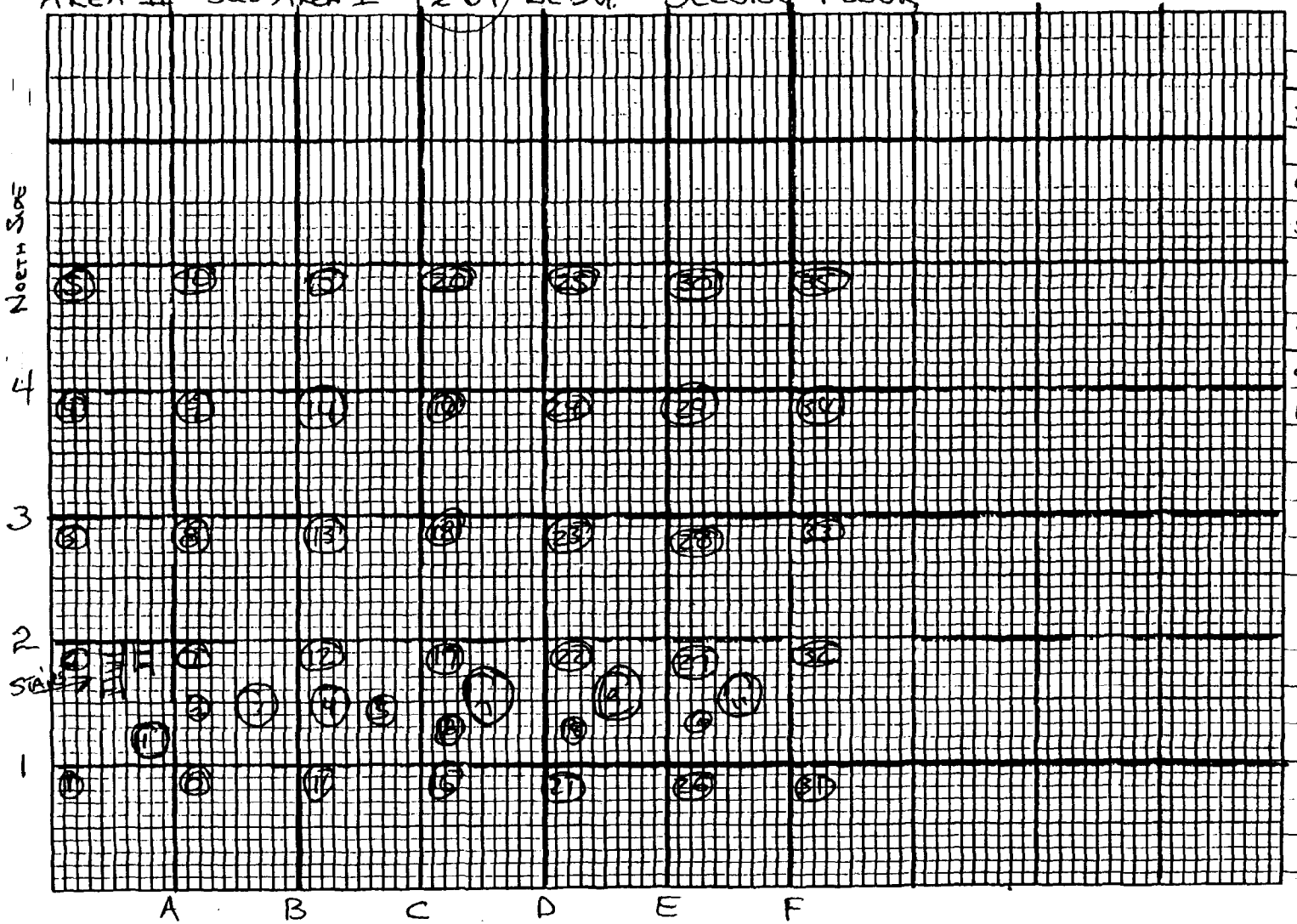

1 SPRAY COND. TK.
2 COL. F CALANDRIA
3 COL. E CALANDRIA
4 COL. A CALANDRIA
5 COL. C CALANDRIA
6 COL C STM. CAL
7 B2 COND. TK
8 COL B1 STM CAL
9 COL B1
10 COL D STM CAL
11 COL D

DUP 0326071

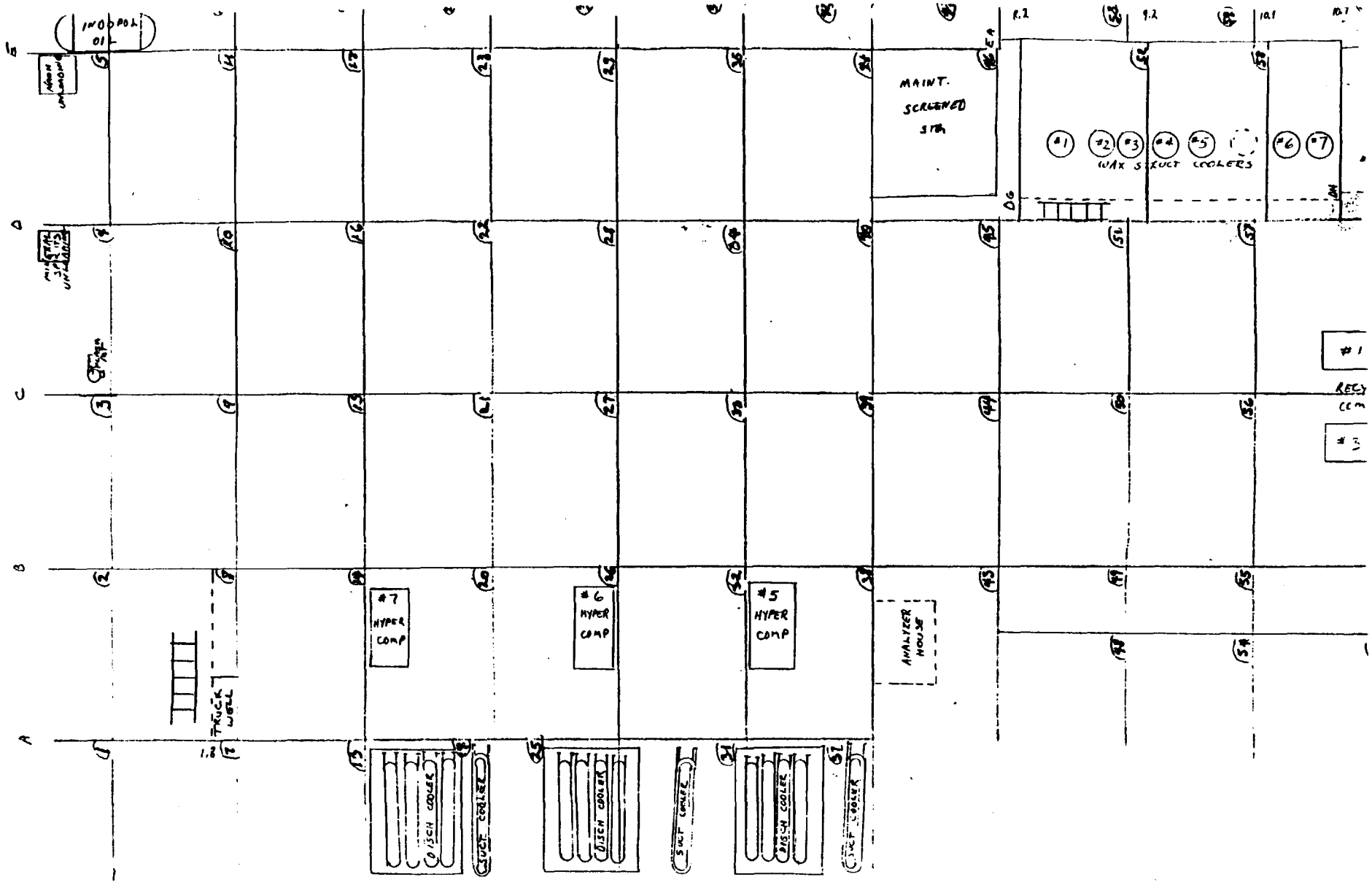

530 BLDG

DUP 0326072

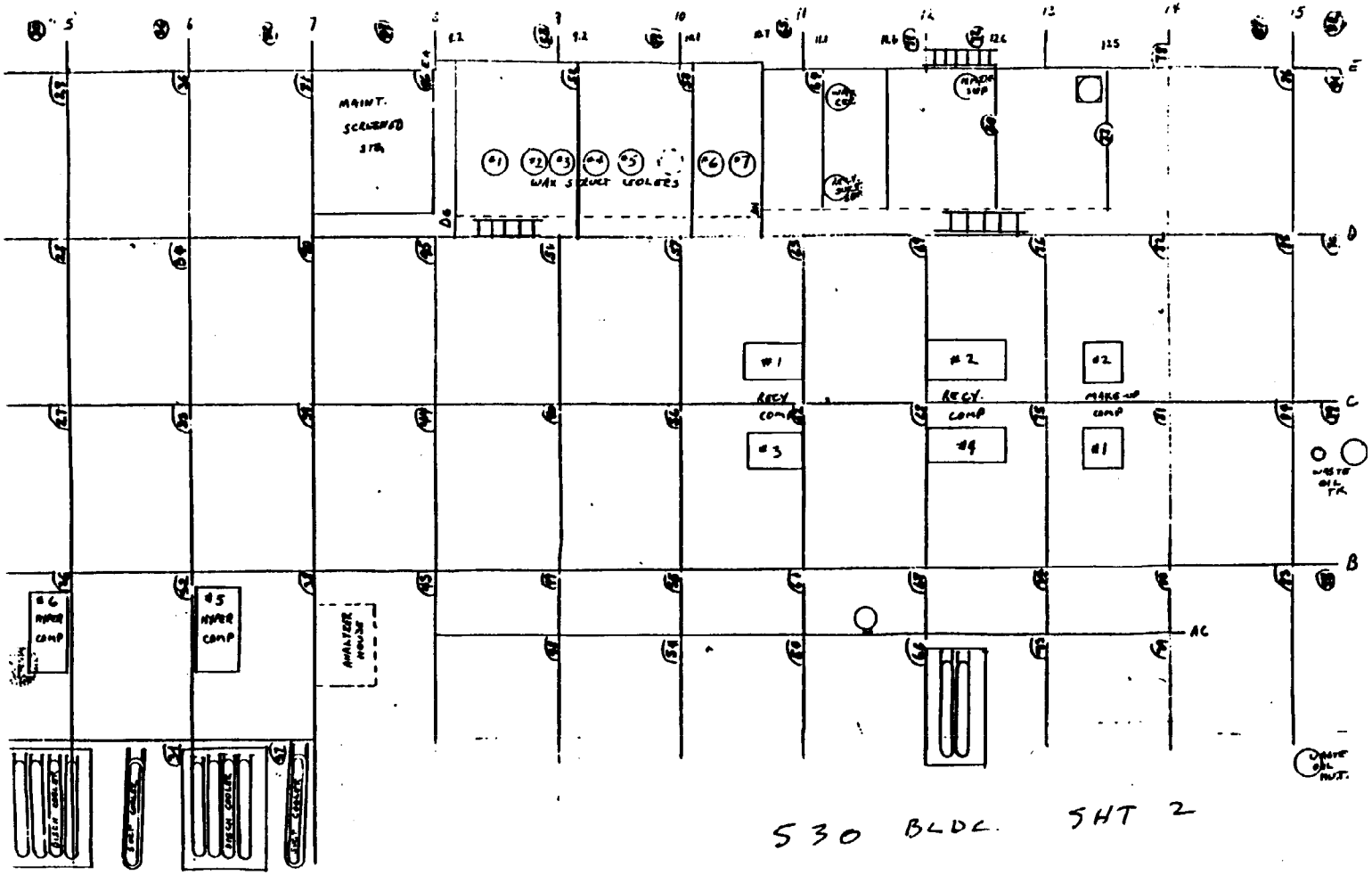

530 BLDG SHT 2

DUP 0326073

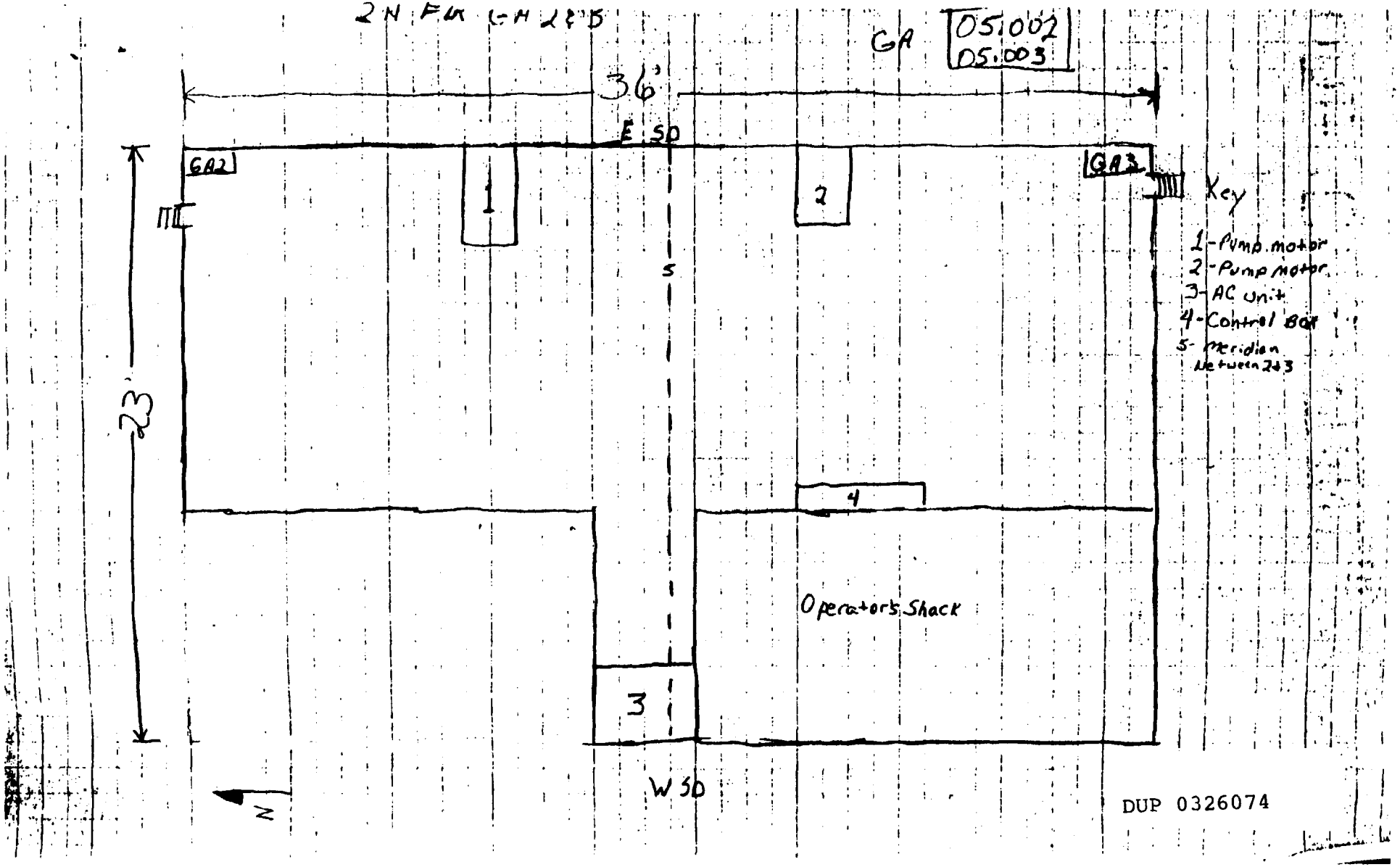
2N FLR GA 2&3
GA
05.002
05.003
36'
E SD
GA2
GA3
1
2
3
4
5
23'
Key
1-Pump motor
2-Pump motor
3-AC unit
4-Control Box
5-Meridian Between 2&3
Operator's Shack
W SD
N

DUP 0326074

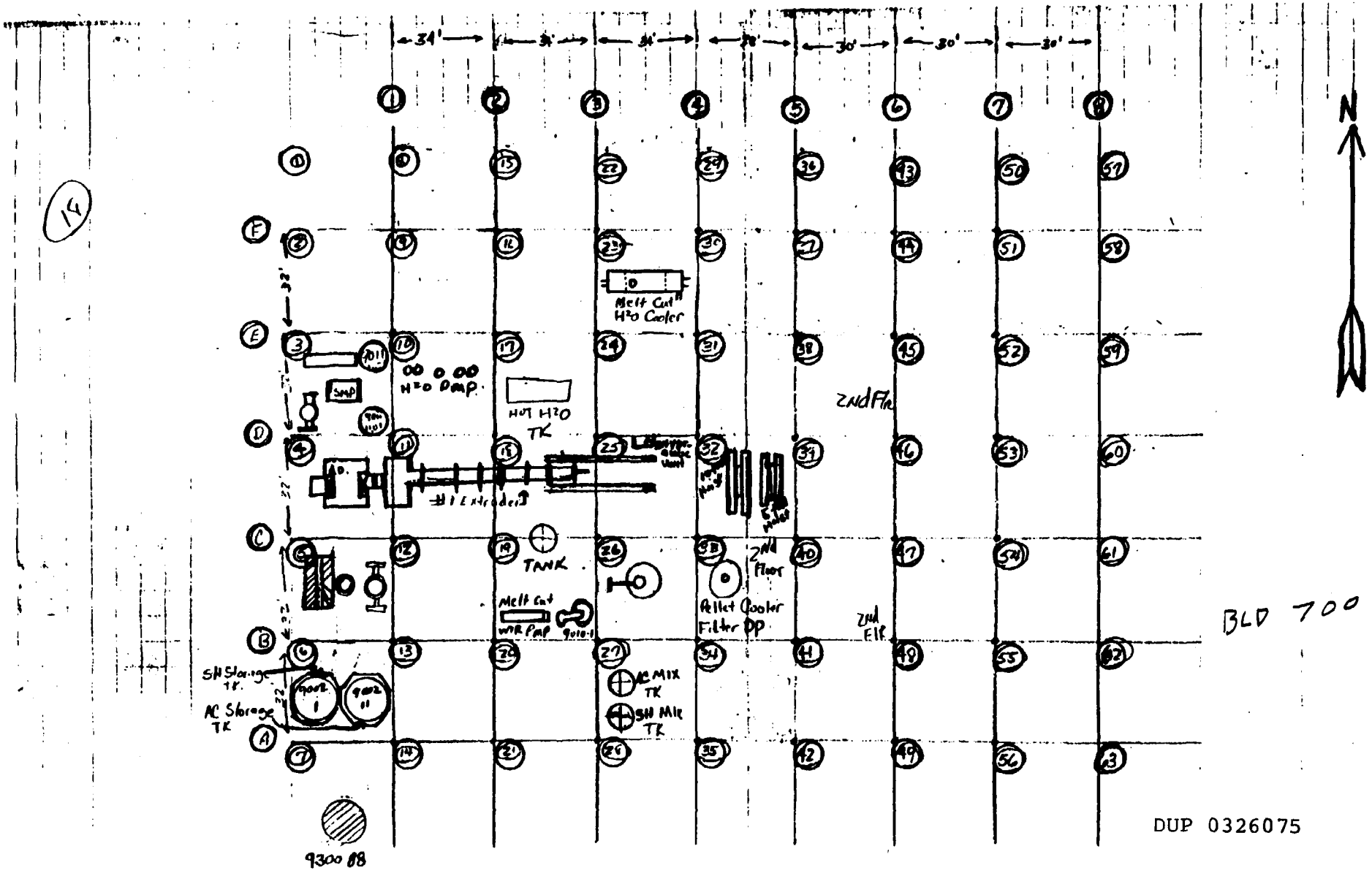

14
34'
30'
N
Melt Cut H2O Cooler
H2O Pmp
HOT H2O TK
2nd Flr
#1 Extruder
TANK
Melt Cut WTR Pmp
2nd Floor
Pellet Cooler Filter DP
2nd Flr
SH Storage TK
AC Storage TK
AC MIX TK
SH Mix TK
9300 88
BLD 700

DUP 0326075

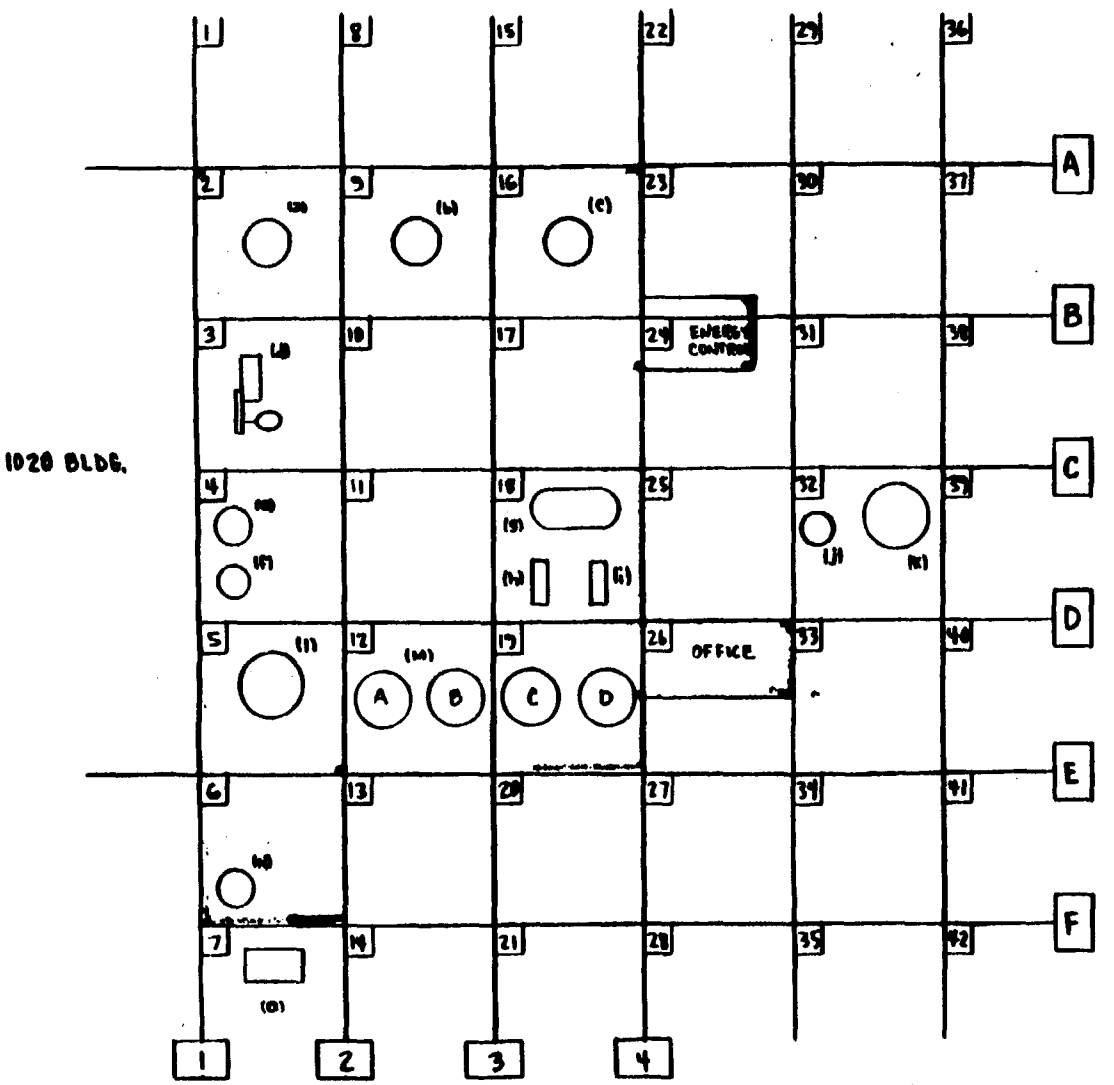

N

E-UNIT
1010 BLDG.

FIRST FLOOR

EQUIPMENT

(a) #3 Post Reactor
(b) #2 LMW Reactor
(c) #1 HMW Reactor
(d) Butane Recovery Decanter
(e) Solvent Tank
(f) #1 Solvent Decanter
(g) Dowtherm Cond. Recovery
(h) West Aldrich Pump
(i) East Aldrich Pump
(j) Flash Tank
(k) Reaction Blow Dn Tank
(l) Intermediate Pressure Sep.
(m) Adsorbers
(n) Solvent Hold Up Tank
(o) Waste Facility

DUP 0326076

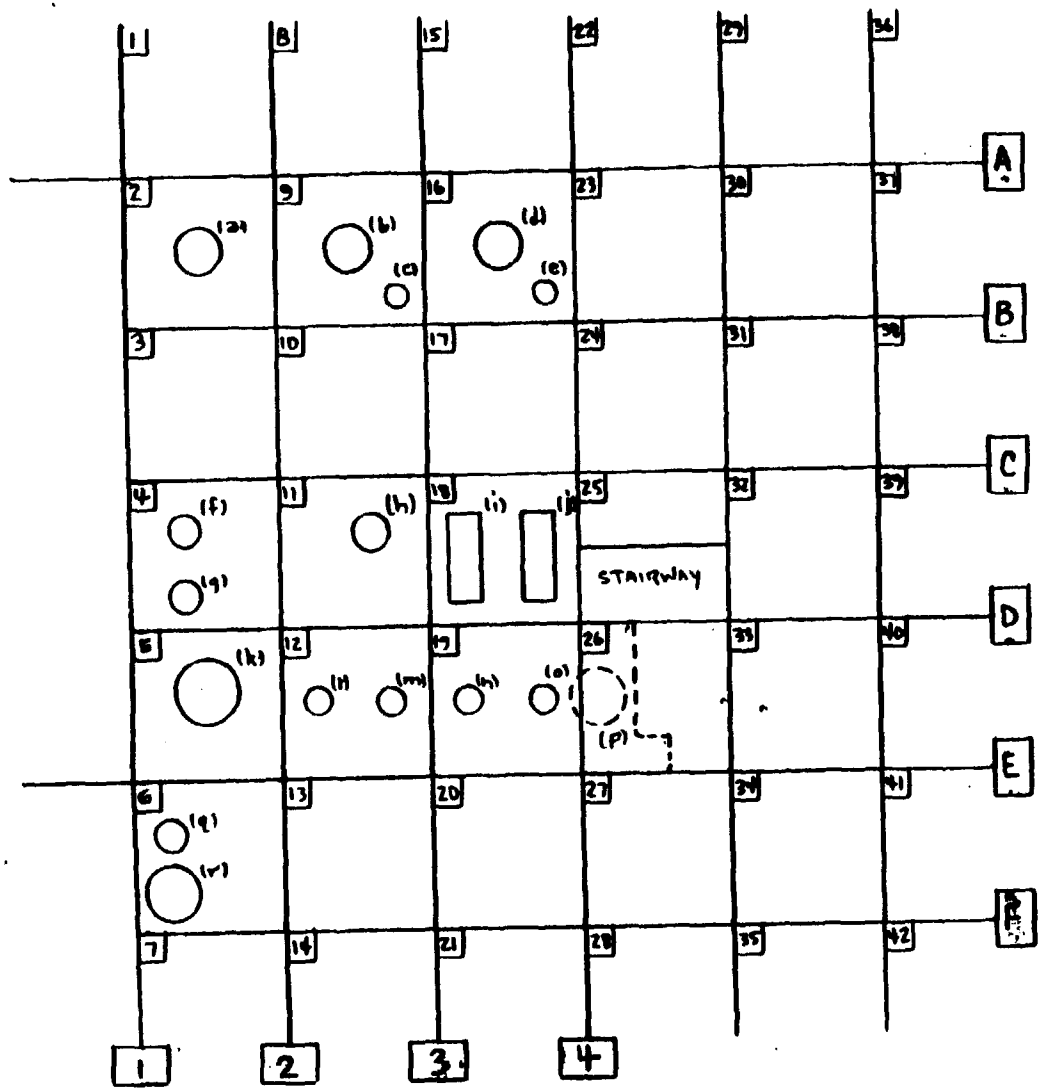

N

E-UNIT
1010 BLDG

SECOND FLOOR

EQUIPMENT

(a) #3 Reactor
(b) #2 Reactor
(c) Heat Exchanger
(d) #1 Reactor
(e) Heat Exchanger
(f) Off Gas to Flare
(g) #1 Grease Sep.
(h) Purge Sol. Htr.
(i) #1 Sol. Htr.
(j) #2 Sol. Htr.
(k) interm. Pres. Sep.
(l) "A" Adsorber
(m) "B" Adsorber
(n) "C" Adsorber
(o) "D" Adsorber
(p) Hopper
(q) Dry Solv. Tank
(r) De Super Htr.

DUP 0326077

CORROSION INSPECTION FOR ADN - NITRILE

3050 BLDG. - NORTH SIDE

EQUIPMT. PC. NO.		INSUL.	EXT. COND.	REMARKS
1102-1 WRC COL. (GRID 9)	(HOT)	ACS	GOOD	CORROSION AT RINGS
1150-1 2M3 COL. (GRID 38)	(HOT)	ACS	FAIR	RUST AT RINGS, HOLES IN JACKET, JACKET BENT OUT
1152-0 (1) LOW BOILER (GRID 17)	(HOT)	ASB	GOOD	RUST AT RINGS
1201-1 REC. L EX FLASH (GRID 29)	(MOD)	ASB	GOOD	HEAD CORRODED, WET. RUST UNDER PLUG ON BODY.
1251-1 REC. L COL. (GRID 58)	(HOT)	CAL SIL	FAIR	JACKET DAMAGED CAULK NEEDED
1255-13.1 HEAD TANK COL. (GRID 9)	(COLD)	ASB	FAIR	OUT OF SERVICE. PROBABLE CORROSION
1305-1 2PN COL. (GRID 21)	(HOT)		GOOD	NEED INSPECT. PLUGS. CORROSION AT RINGS. JACKET BENT OUT.

DUP 0326078

3050 Bldg - North Side

	EQUIPMT. PC. NO.	Damage	Outside C L	Remarks
(58)5	Rec. Lig. Col (Hot) 1251-1	Jacket	F	Jacket damage, caulk, (Cal Sil)
2 (38)	2M3 Col (Hot) 1150-1		F	Rust at rings, Holes in jacket ACS. Jacket bent out
* (29)4	Rec. Lig EX Flash (Mod) 1201-1		G	Head Corroded, wet Asbestos, Has some plugs Rust under Plug
(21) 7	2 PN Col (Hot) 1305-1		G	Corrosion at rings Jacket bent out
3 (17)	Low Boiler (Hot) 1152-0(1)		G	Asbestos Rust at rings
(9) 1	WRC Col Hot 1102-1		G	Corrosion at rings
* 6	Head Tank Col 1255-13.1	1'00 (Cold) Out of service	F	Asbestos

3050 Bldg

1257-1

1305-1 - 2PN Col - Probable Corrosion, metal jacket bent out near base

1309-1

1212-1 Out of service

1312-1

1150-1 - 2M3 Col - Metal jacket bent out, needs plugs

Rec. Liq. Col - Needs plugs

Recommendations:

1. Install inspection ports on all columns at support rings.
2. Install metal flashing or box in support rings on any future insulation work
3. Fix damaged jacket

DUP 0326080

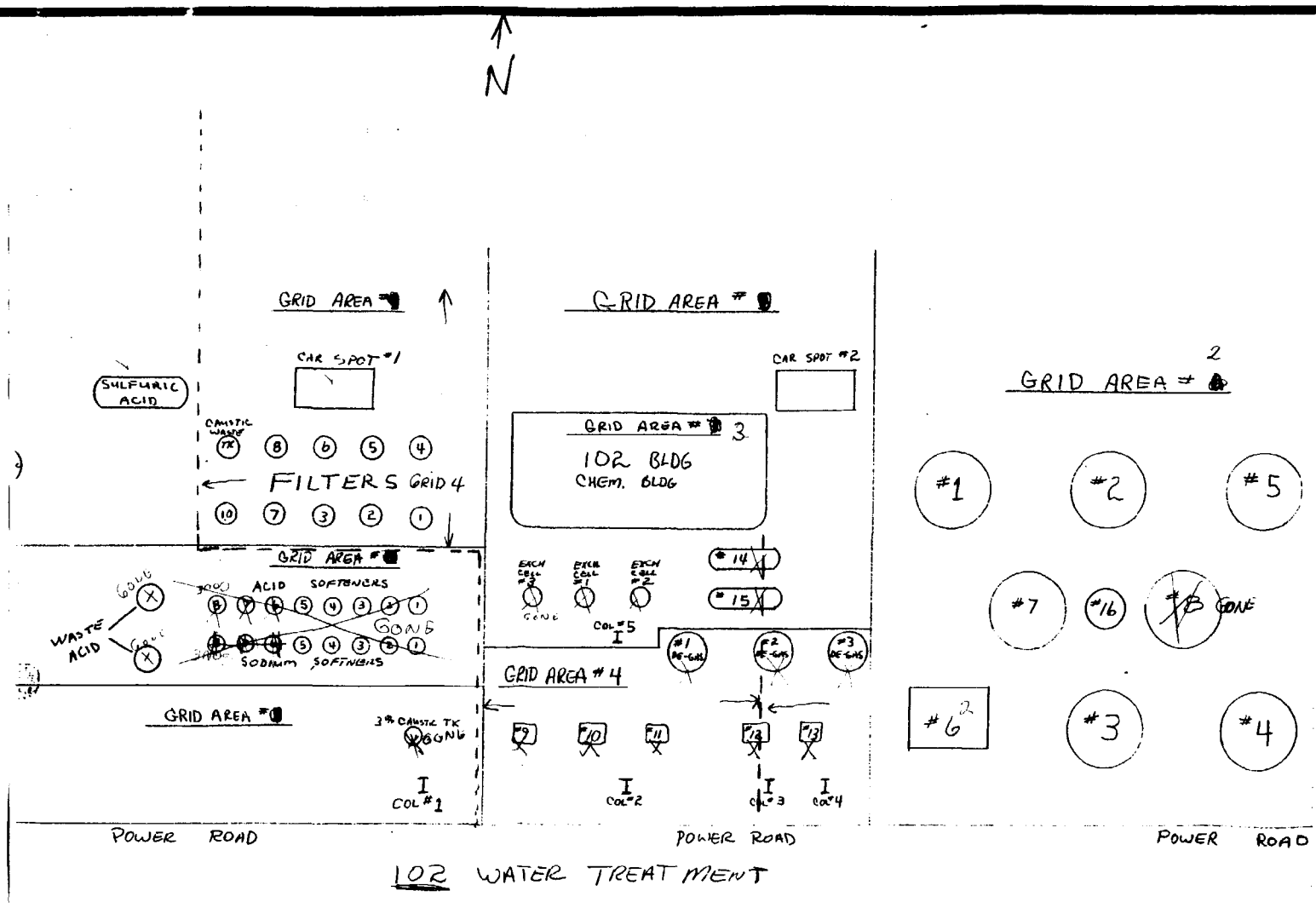

102 WATER TREATMENT

E/W P/R IS GRID 001

DUP 0326081

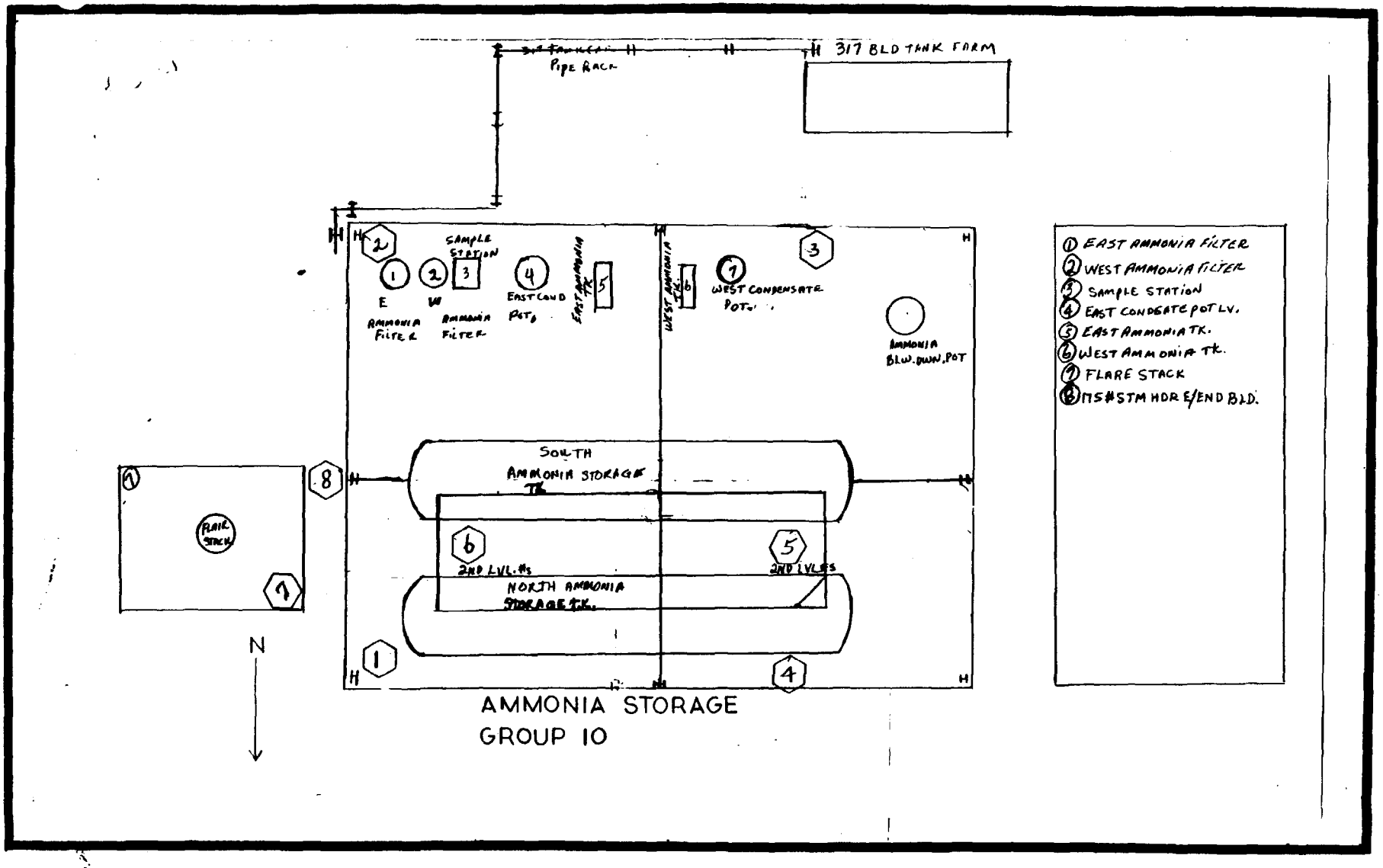
317 BLD TANK FARM
PIPE RACK
SAMPLE STATION
E
W
AMMONIA FILTER
AMMONIA FILTER
EAST CONDS POT
EAST AMMONIA TK
WEST AMMONIA TK
WEST CONDENSATE POT
AMMONIA BLW. DWN. POT
SOUTH AMMONIA STORAGE TK
2ND LVL. MS
2ND LVL. MS
NORTH AMMONIA STORAGE TK.
FLARE STACK
N
AMMONIA STORAGE
GROUP 10
① EAST AMMONIA FILTER
② WEST AMMONIA FILTER
③ SAMPLE STATION
④ EAST CONDSATE POT LV.
⑤ EAST AMMONIA TK.
⑥ WEST AMMONIA TK.
⑦ FLARE STACK
⑧ MS#STM HDR E/END BLD.

DUP 0326082

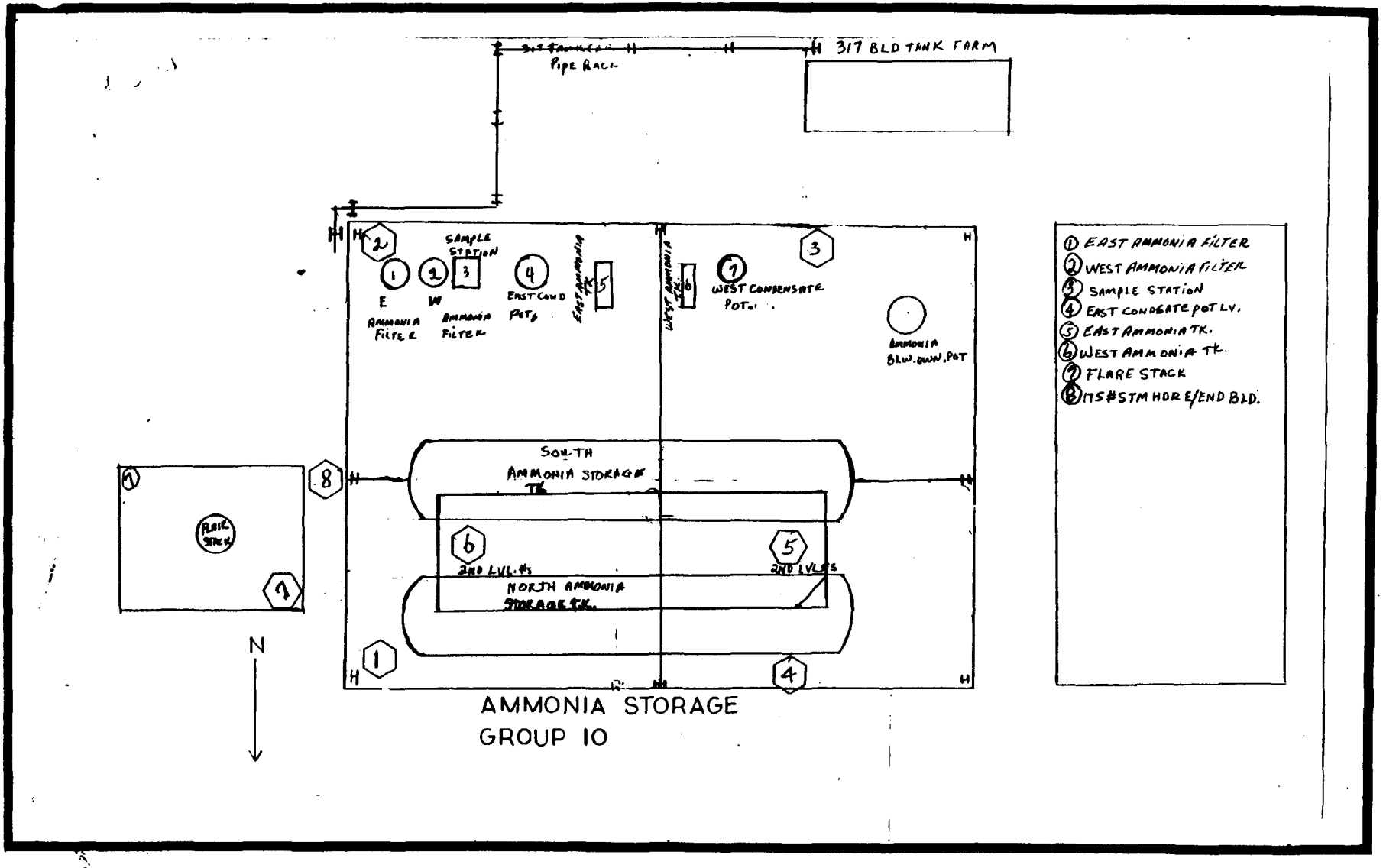

AMMONIA STORAGE
GROUP 10

DUP 0326083

SW

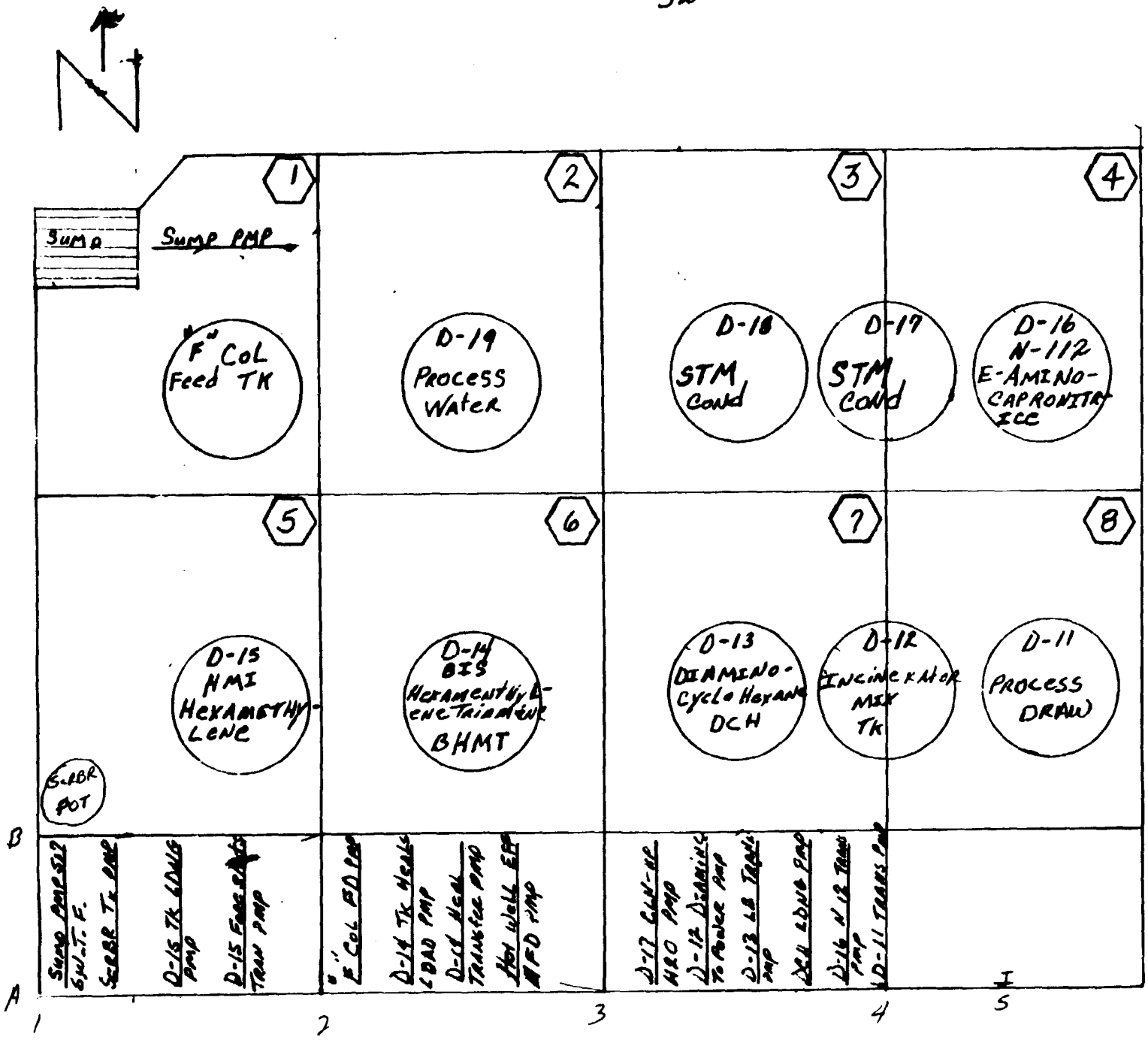

DUP 0326084

BLDG 2081

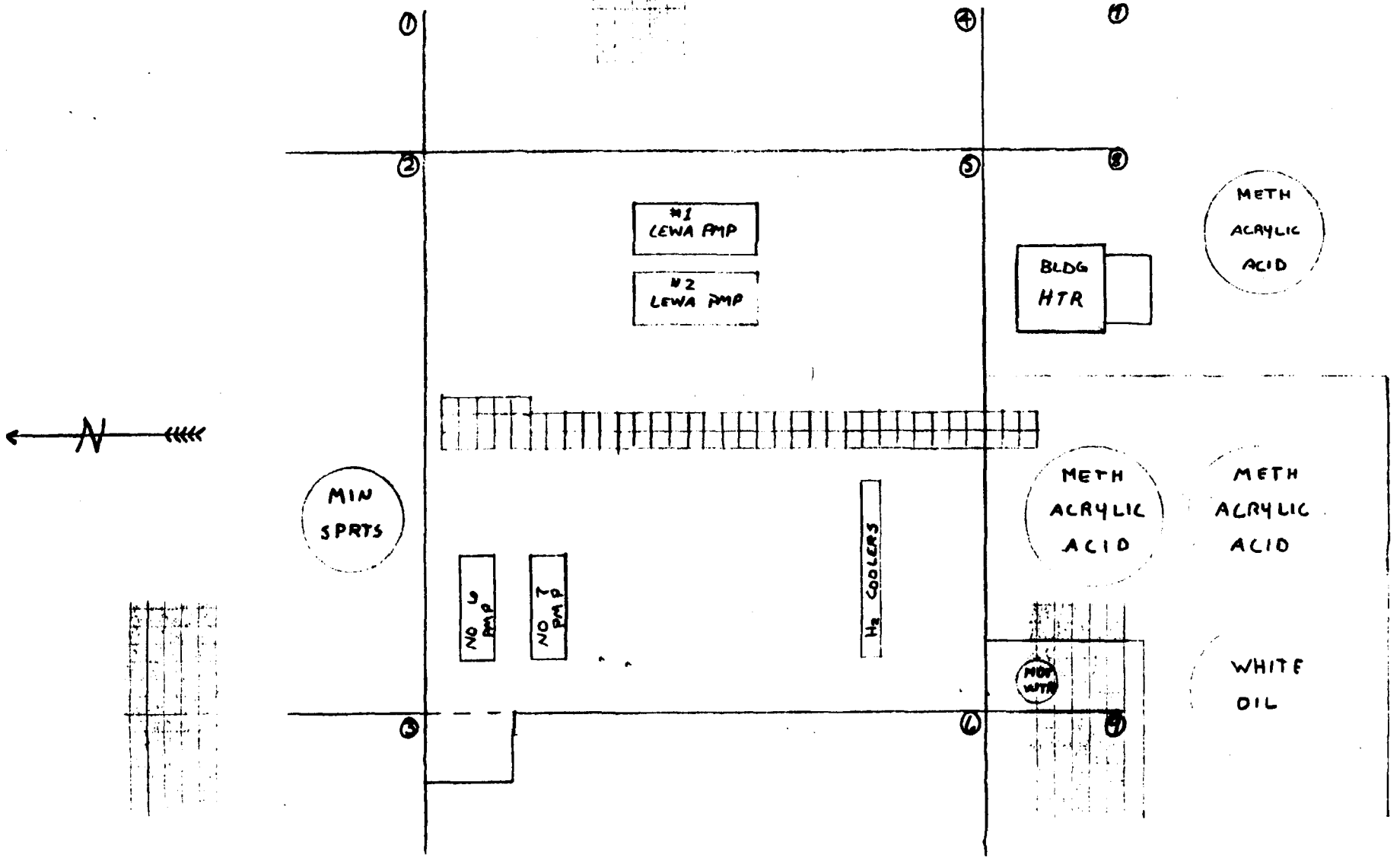

DUP 0326085

2080 BLDG G-Unit Mark E. Burch

Grid 01.001 - 01.065

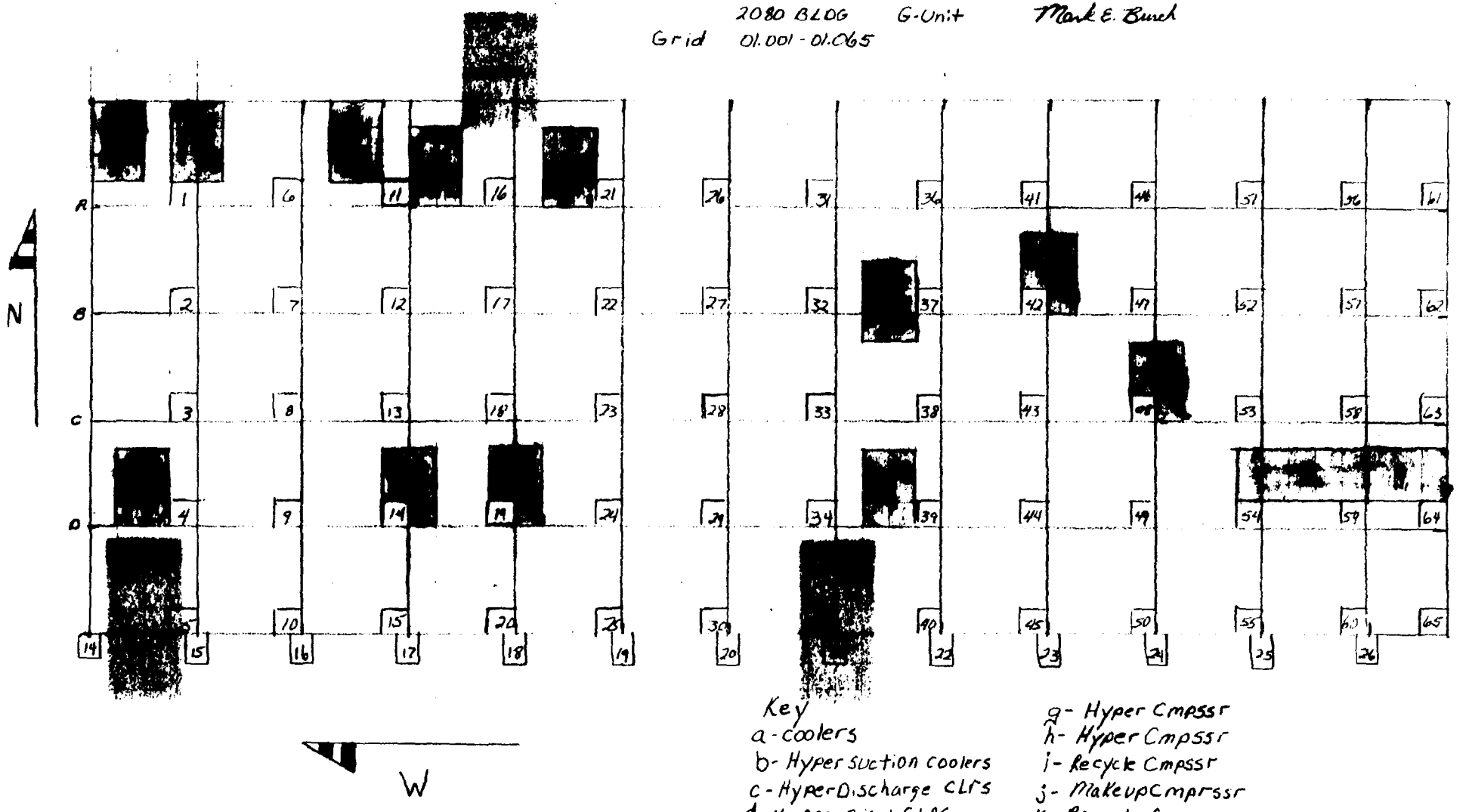

Key

a - coolers
b - Hyper suction coolers
c - Hyper Discharge CLRS
d - Hyper Disch CLRS
e - Hyper Suct CLRS
f - Hyper Cmpssr
g - Hyper Cmpssr
h - Hyper Cmpssr
j - Recycle Cmpssr
j - MakeupCmprssr
K - Recycle Cmprssr
L - E END TRUCK Well
m - Makeup Cmpssr

DUP 0326086

2nd Flr Wx Stctr — Mark E. Buck
2080 BLDG.
Grid 04.001

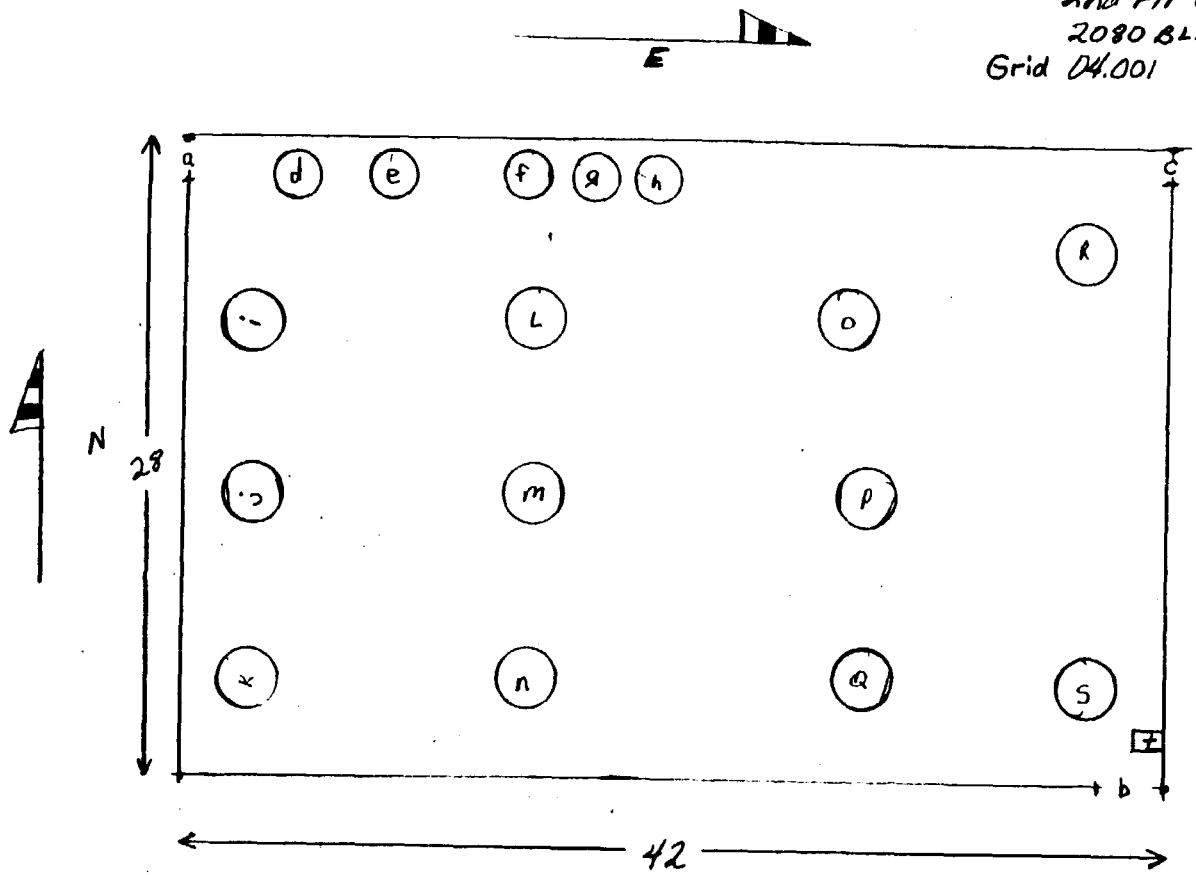

a-Ladder
b-strwy
C-Ladder
d- wx stctr seperator #1
e- wx stctr seperator #2
f- Wx stctr seperator #3
g- wx stctr seperator #4
h- wx stctr seperator #5
i- wx stctr CLR #1
j- wx stctr CLR #2
k- wx stctr CLR #3
L- wx stctr CLR #4
m- wx stctr CLR #5
n- wx stctr CLR #6
o- wx stctr CLR #7
p- wx stctr CLR #8
Q- wx stctr CLR #9
R- wx recvr
S- WX stctr CLR #10
+- fire extinguisher

DUP 0326087

Mark E. Bunch

2nd flr reactor structure
Grid 02.001

2080

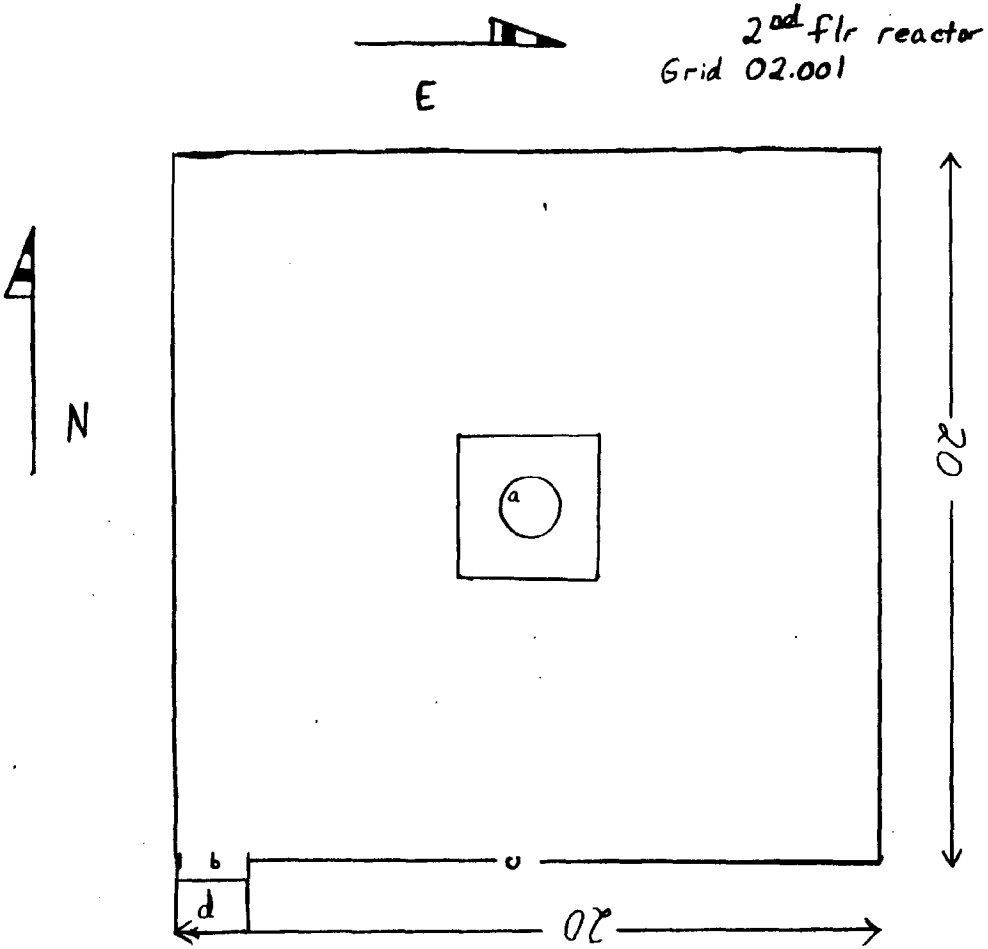

a - reactor
b - SSO Orwy
c - reactor wall
d - strwy

DUP 0326088

2nd flr purge cmpssr CLR stctr
Grid 05.001 2090 Mark E. Burch

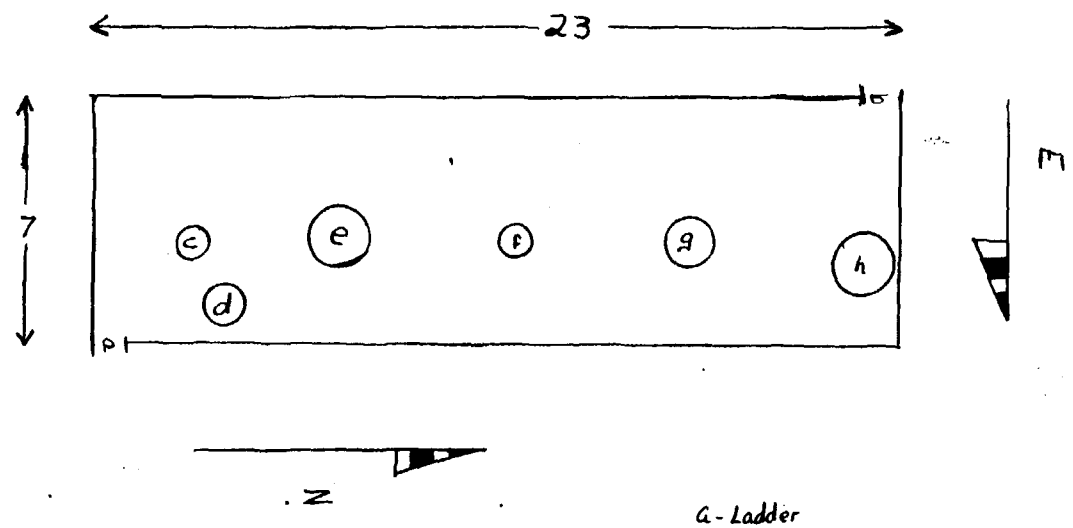

a - Ladder
b - Ladder
c - purge cmpssr separator
d - purge cmpssr cooler
e - purge cmpssr cooler
f - purge cmpssr coolers
g - cooler
h - purge cmpssr separator

DUP 0326089

Mark E. Tench

3rd flr- reactor structure

Grid 03.001

2080

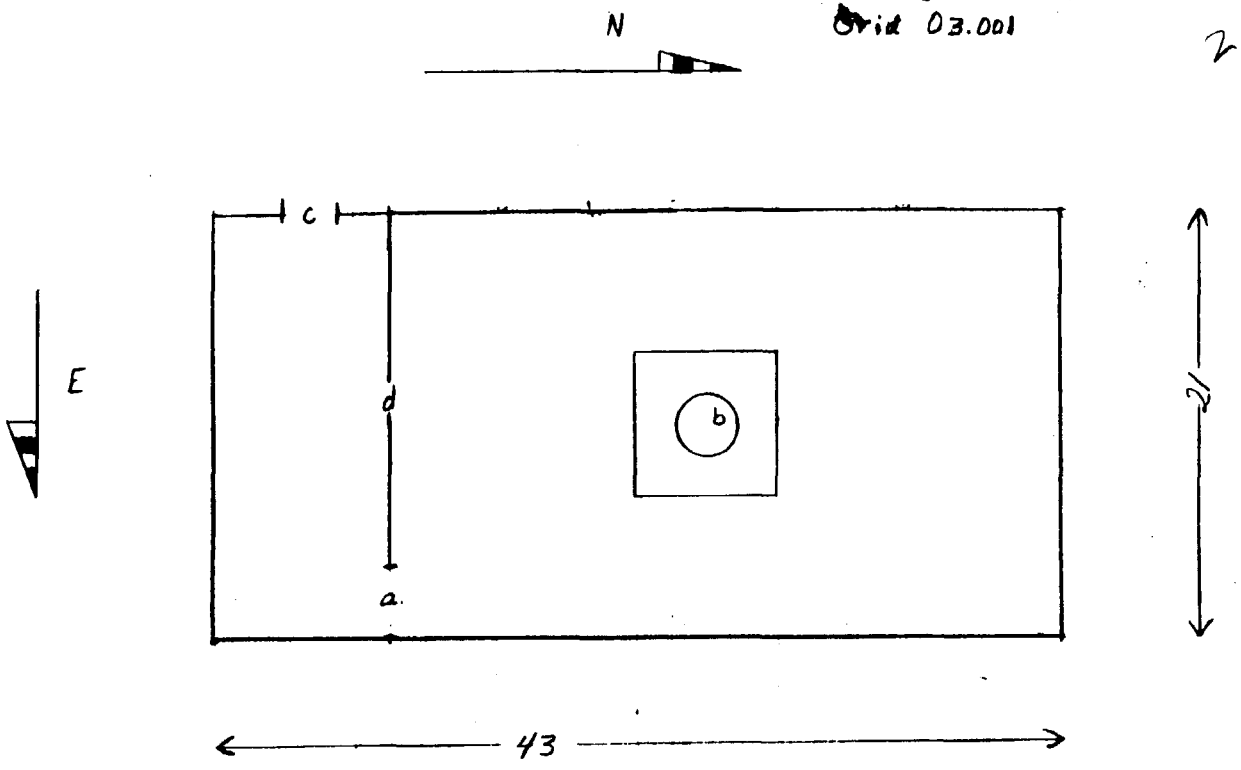

a- Drwy
b- reactor
c- Strwy
d- reactor wall

DUP 0326090

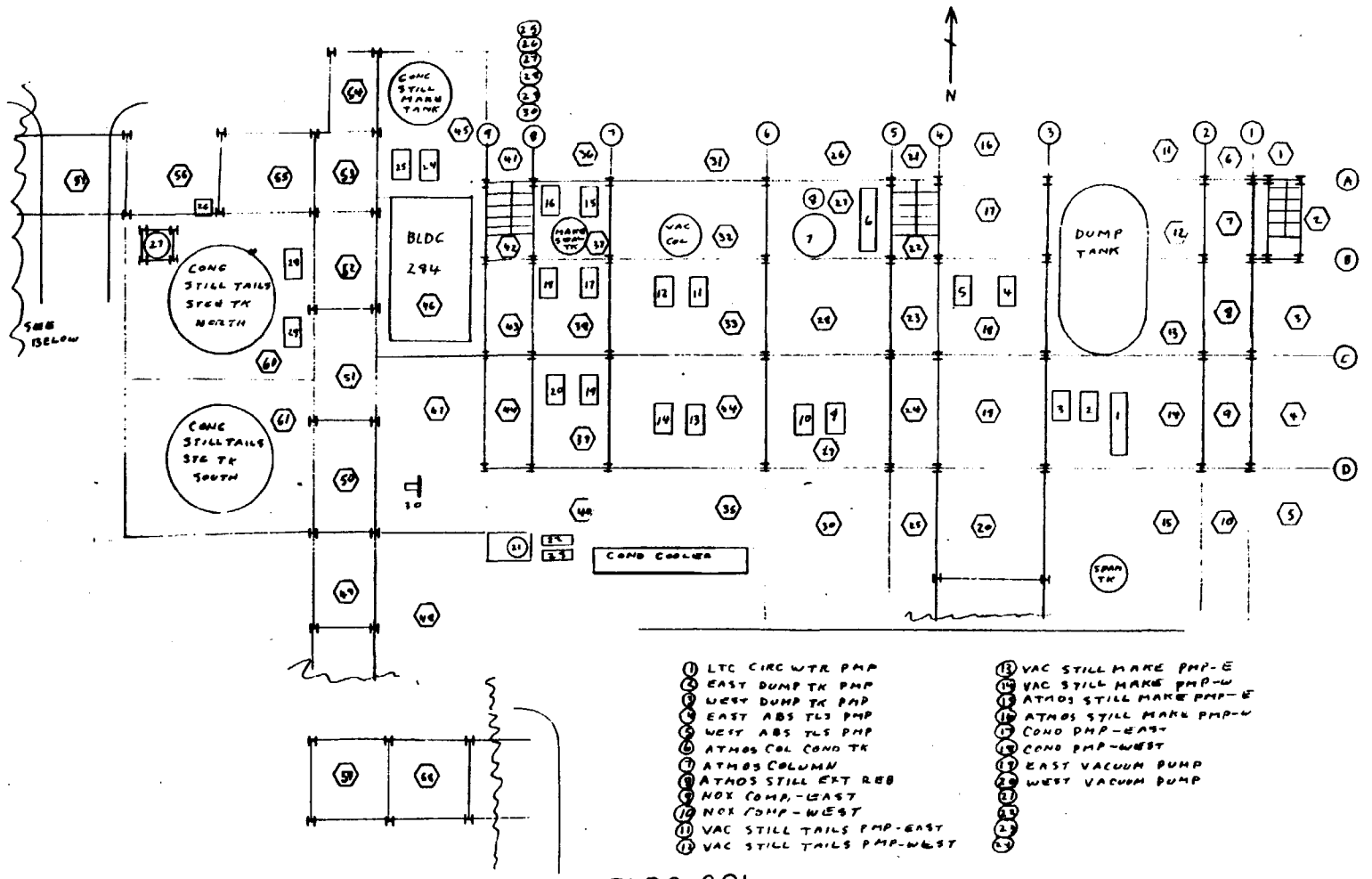

BLDG 281
GROUP 6

DUP 0326091

PROMOTER-BLDG. 3065- GROUP 1

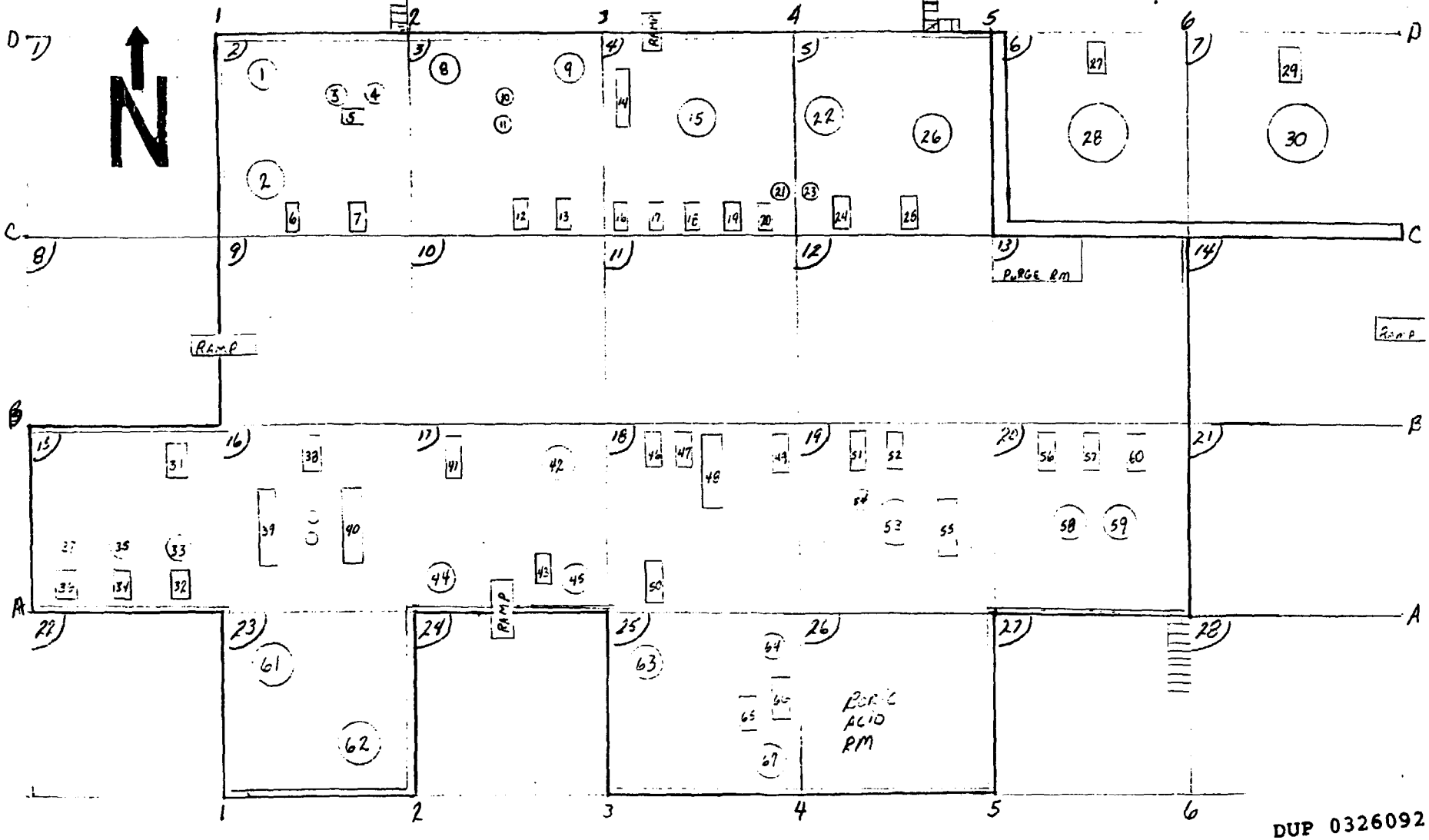

PROMOTER TANK FARM-3068 BLDG.-GROUP 2

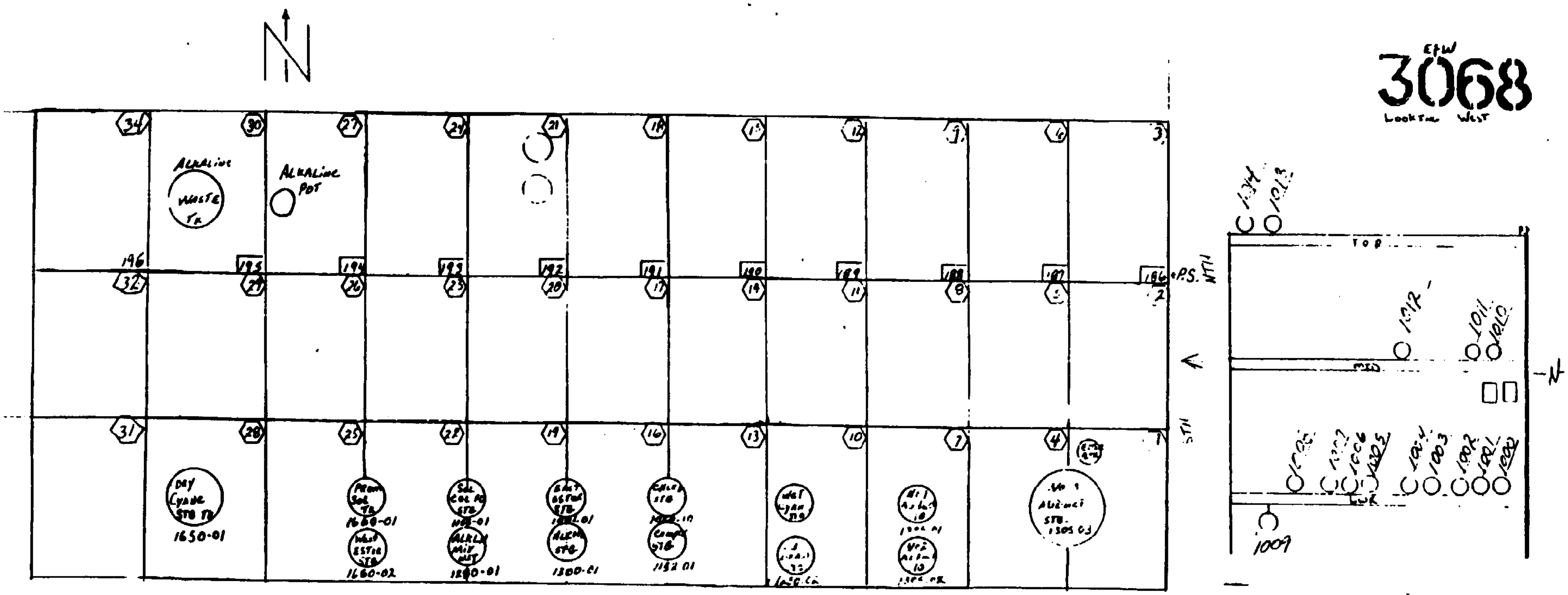

DUP 0326093

EOC 3053. Grid Sheet
Platform

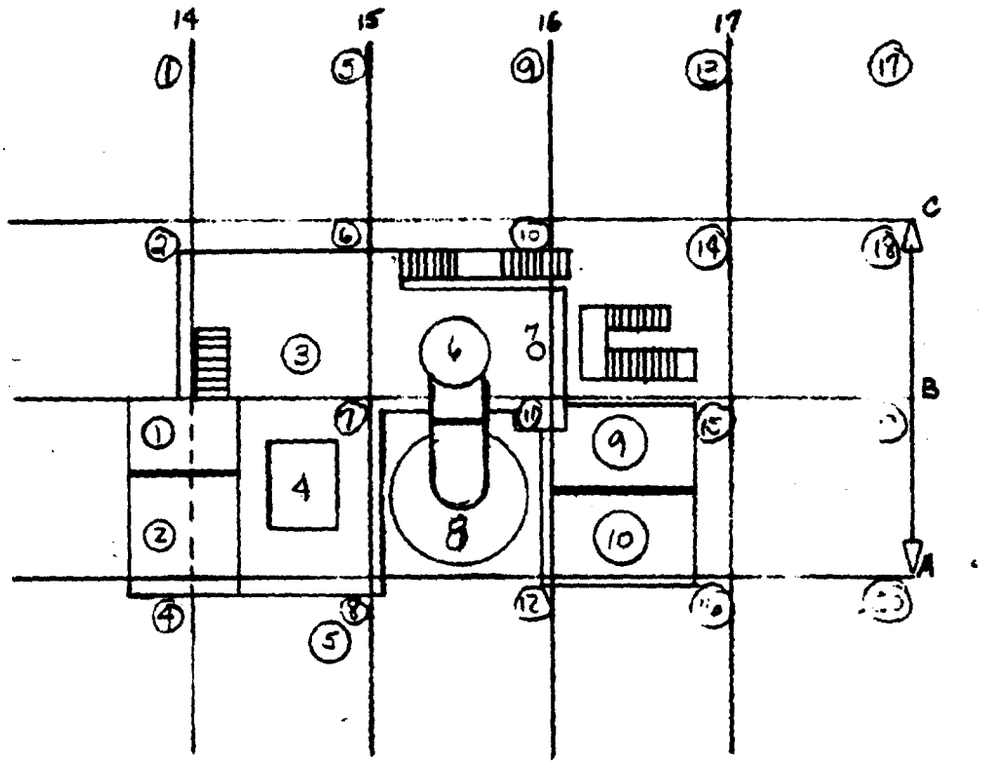

1 NH3 Cond. 1424-12
2 Brine Recve. Clr 1424-14
3 NH3 Flshr. 1424-1
4 Filter 1426-1
5 Caustic PK 1428-1
6 1203-13
7 Ver + Jet on Platform
8 Step 2 Flshr 1322-1
9 Step 2 Flshr Cal. 1325-15
10 Step 2 Flshr [illegible]

DUP 0326094

3045 BLDG. 4th Floor Grid Sheet

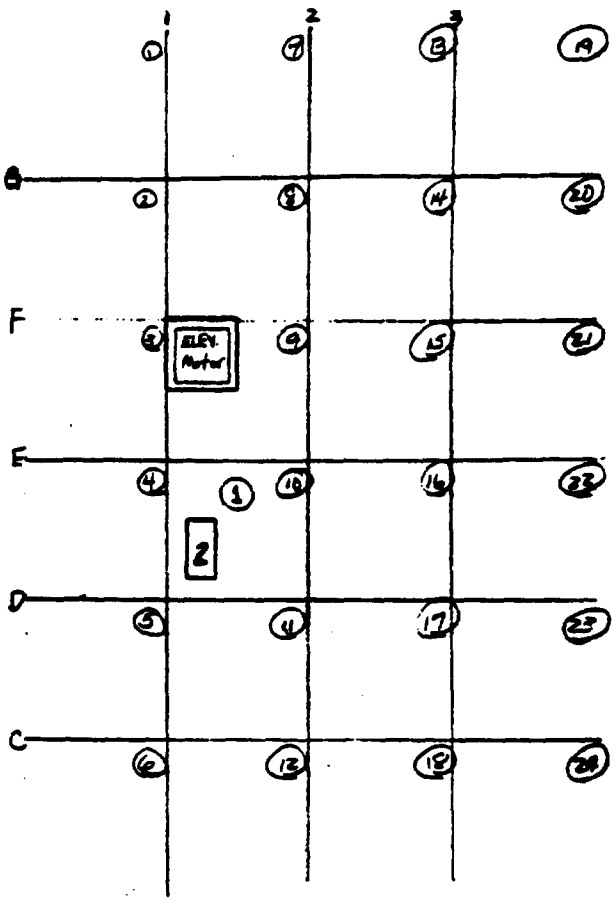

1) Acid Ejector 1071-1
2) Cooler 1071-3

DUP 0326095

↑N

3040 BLDG. Grnd. Sheet
2nd FLR.

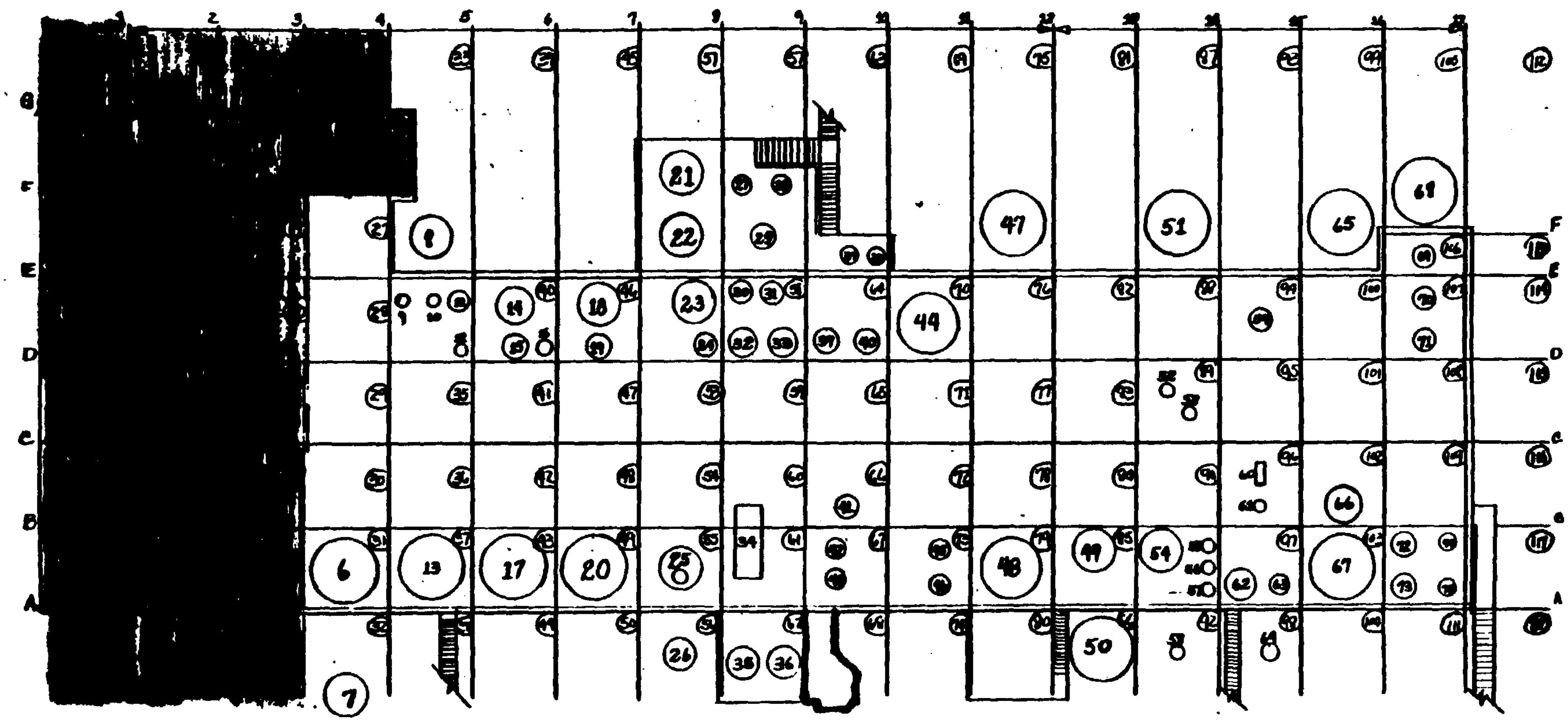

1 PN Holding TK. 1010-1
2 North Cat. RX. 1060-1
3 South Cat. RX 1064-1
4 North Cent. TK 1063-1
5 Preheater 1070-18
6 W. Extract. Settl. 1255-3
7 W. Extract 1255-1
8 Isom RX 1150-1
9 Water CLR 1150-18.2
10 Water CLR 1150-18.1
11 Feed Htr. 1150-15
12 Isom Flshr. Reving Cond.
13 Cleanup RX 1222-1
14 Isom Flshr. 1154-1
15 Isom Flshr. H2O Condsr. 1154-12.1
16 Isom Flshr H2O Condsr 1154-12.2
17 Preheater 1222-1
18 PN Flshr 1120-1
19 PN Flshr H2O Cool Condsr. 1120-12
20 NF Decanter 1259-1
21 1103-1
22 1103-3
23 1102-1 BD Hold Tank
24 Step 1 Stg 3 RX 1106-1
25 Solids Slurry Tank 1226-1
26 E. Extract 1204-1
27 1109-16
28 1109-17
29 1109-1
30 Reflug. Cond. 1109-14
31 H2O Cooled Cond. 1109-12
32 W. BD Col. Mole Sieve 1101-2
33 E. BD Col. Mole Sieve 1101-1
34 Solid Rotary Dryer 1229-1
35 NF Cl2 RX 1240-2
36 NF Cl2 RX 1240-1
37 Step 1 Stg 2 Cooler 1107-18
38 Step 1 Stg 1 Cooler 1105-18
39 Step 1 Stg 2 RX 1107-1
40 Step 1 Stg 1 RX 1105-1
41 MGN S.F. Tank 1219-1
42 Centrifuge #4 1220-1
43 Centrifuge #3 1217-1
44 Raffinate Flshr 1216-1
45 Centrifuge #2 1219-1
46 Centrifuge #1 1215-1
47 Step 2 Stg. 3 RX 1260-1
48 Step 2 Flshr H.L.T. 1214-1
49 NH3 RX 1421-1
50 NH3 Storage Tank 1430-1
51 Step 2 Stg. 2 RX 1261-1
52 Exit Silencer 1426-10.2
53 Inlet Silencer 1426-10.1
54 NH3 RX 1422-1
55 1424-12
56 1424-6
57 1424-14
58 NH3 Stripper 1424-1
59 Step 2 Flshr Preheater 1303-20
60 Thls Amp 1424-10
61 NH3 Flshr 1424-1
62 Slurry Tank 1427-1
63 Filter Sep. 1426-3
64 Caustic RX 1429-1
65 Step 2 Stg. 1 W. RX 1262-1
66 1303-18
67 Step 2 Flshr. 1303-1
68 Step 2 Stg. 1 E. RX 1257-1
69 Step 2 Stg. 1 E. RX CLR 1257-18.1
70 Step 2 Stg. 1 W. RX CLR 1252-18.1
71 Step 2 Stg. 1 W. RX CLR 1252-18.2
72 Step 2 Flshr. O.L. 1303-15
73 Step 2 Flshr O.L. 1303-16
74 Step 2 Flshr CLR 1303-18.1
75 Step 2 Flshr CLR 1303-18.2

DUP 0326096

N

3040 BLDG. Grid Sheet
Third Floor

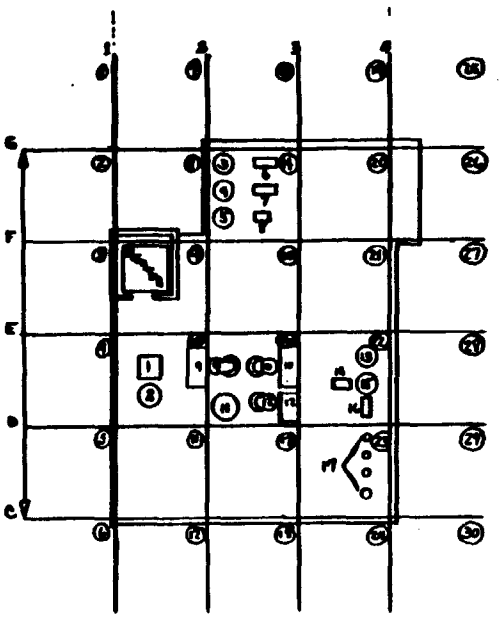

1 Zinc Chl. Drum Tiltr 1011-1
2 Zinc Chl. Reciever 1011-2
3 Acid Scrubber Sep. 1071-2
4 H^2O Scrubber Sep. 1071-4
5 Caustic Scrubber Sep. 1071-5
6 Acid Pmp. 1071-6
7 H^2O Pmp. 1071-7
8 Caustic Pmp. 1071-8
9 Centrifuge 1066-1
10 Centrifuge 1068-1
11 NH Tank Bin 1065-3
12 Centrifuge 1067-1
13 Methanol HDTK. 500-5B
14 HCL Absorber 1013-101
15 Fume Scrubber 1013-102
16 Scrubber Pmp 1013-105
17 Vac. Jet Ass'y 1004-26

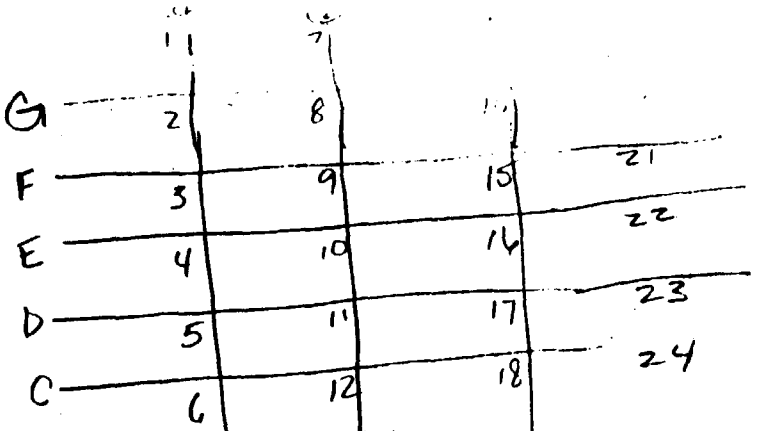

3040 BLDG. Grid Sheet
Fourth Floor

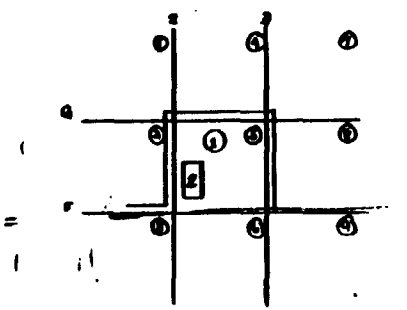

1 Acid Ejector 1071-1
2 Cooler 1071-3

DUP 0326097

PROMOTER-BLDG. 3065-GROUP 1

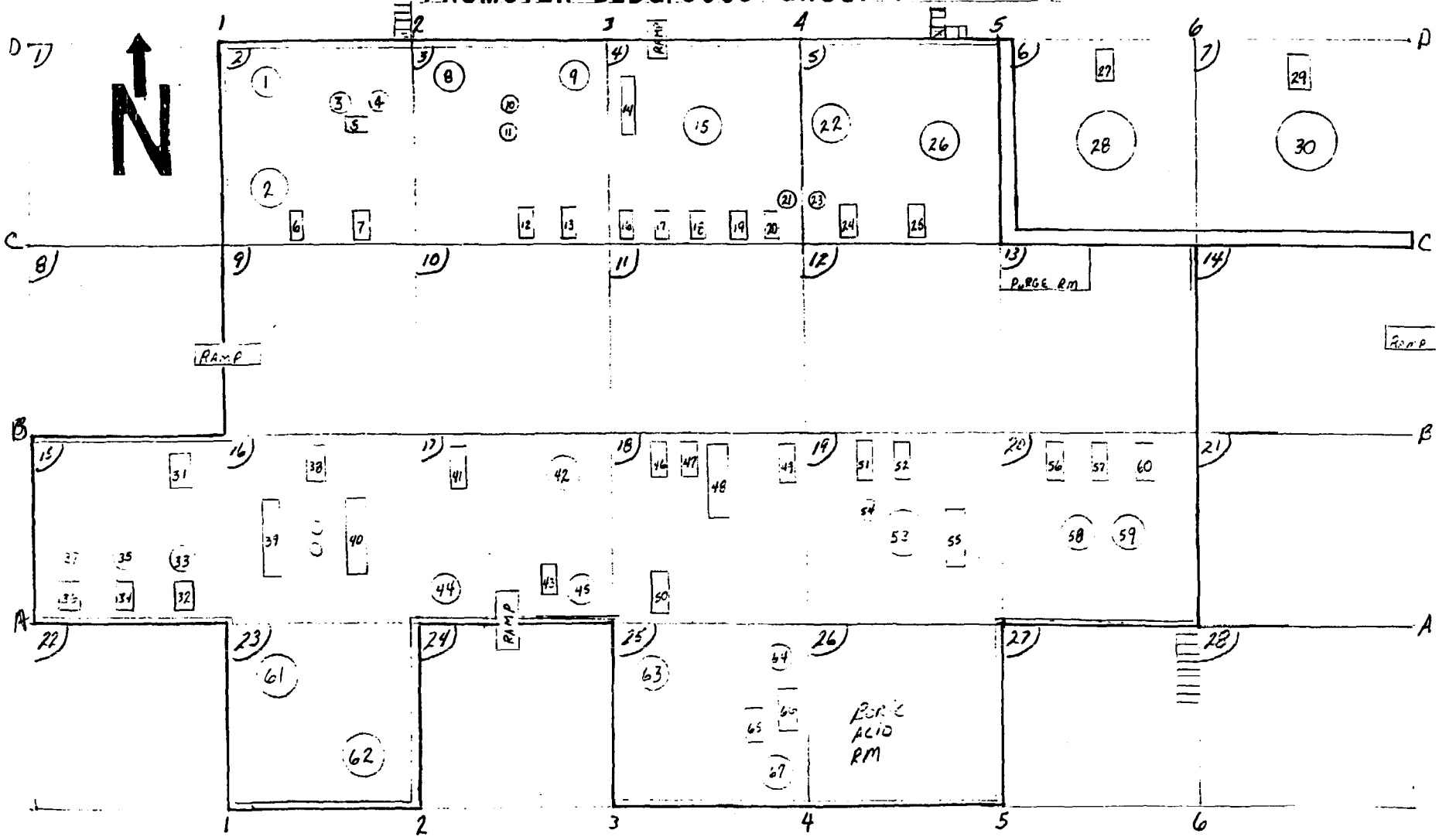

DUP 0326098

PROMOTER TANK FARM-3068 BLDG.-GROUP 2

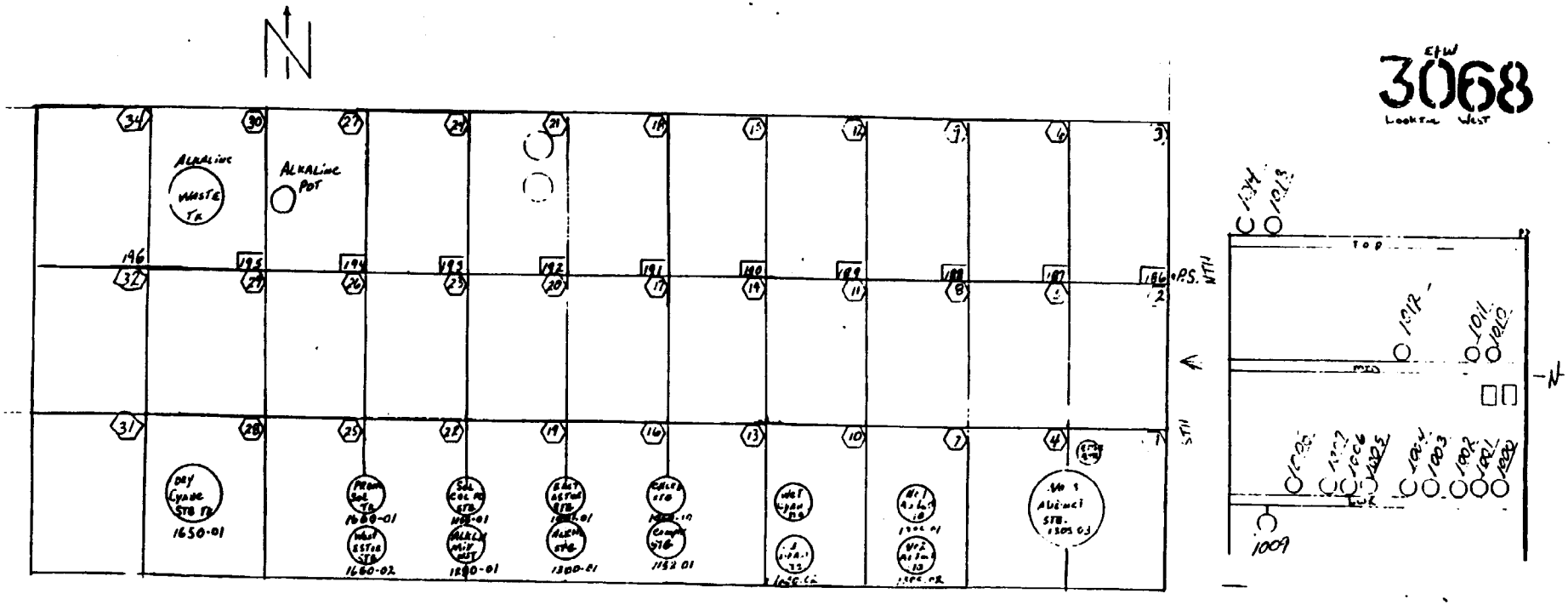

DUP 0326099

3040 BLDG. First Floor

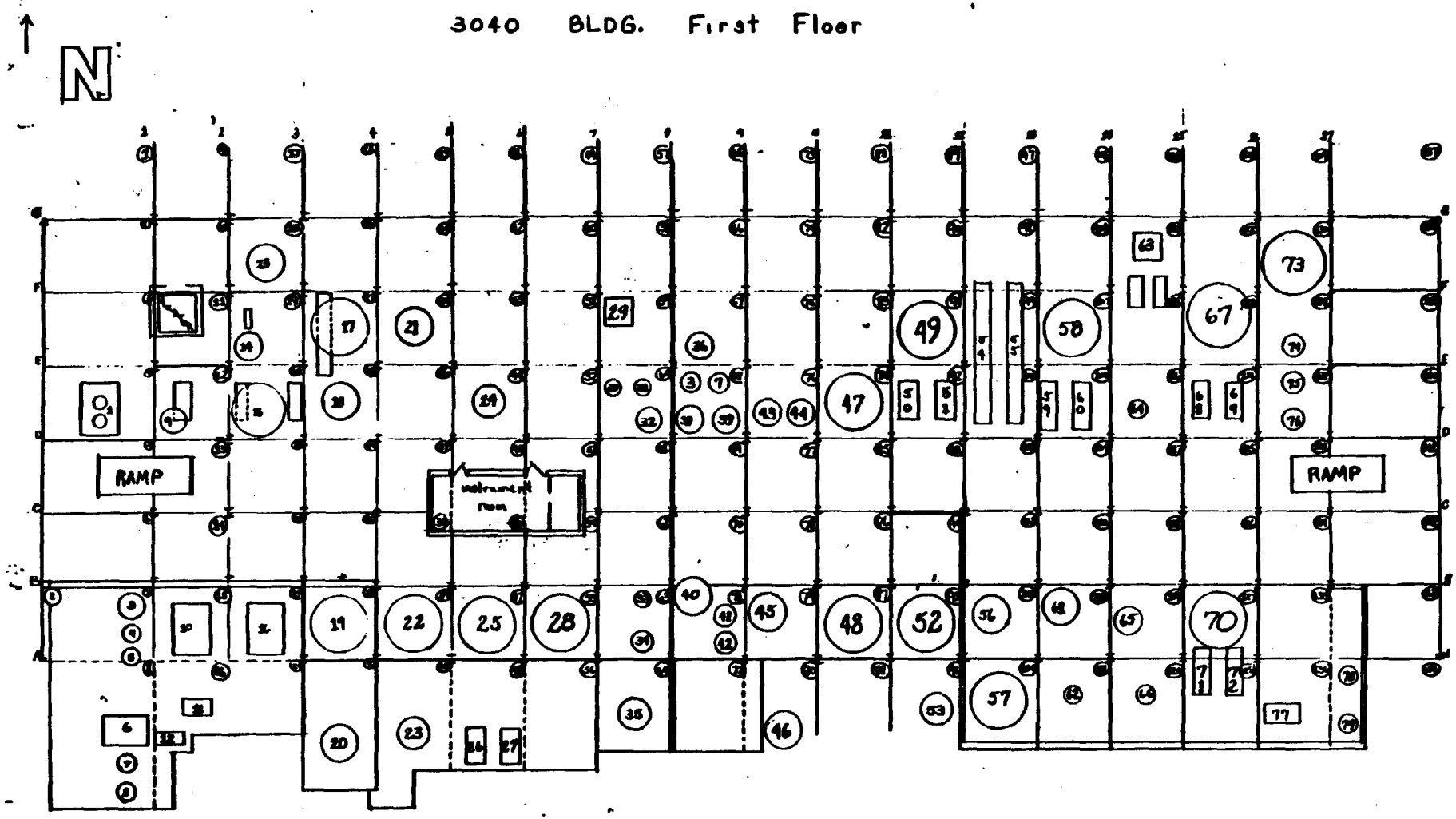

1) Vent System K.O. Pots
2) Analyzer Return TK.
3) Drain TK. 1202-5
4) Sieve Bed 1202-2.1
5) Sieve Bed 1202-2.2
6) Mole Sieve Roger
7) Sieve Bed 1202-3.1
8) Sieve Bed 1202-3.2
9) PN Seal Flush TK PMP
10) West Refrig Unit
11) Mole Sieve Blower
12) Mole Sieve Brine PMP
13) North Cat. RX.
14) NI Cat. Centrate
15) South Cat. RX.
16) East Refrig. Unit
17) "L" RX 1064-4
18) "L" RX Prod PMP.
19) West Extract. STKR
20) West Extractor 1235-1
21) Isom RX 1180-1
22) Clr-Up RX 1213-1
23) ——————
24) Isom FLShr 1254-1
25) Pre-Extract. 1222-1
26) ——————
27) ——————
28) NI Desorber 1254-1
29) Syn. Sump
30) W. Step 1 BD Fd. Pmp.
31) E. Step 1 BD Fd. Pmp.
32) Step 1 Stg 3 RX
33) Centrate Tank
34) Solid Slurry TK. 1226-1
35) East Extract. 1204-1
36) BD Column 1204-1
37) Refrig. Cond 1204-14
38) W. BD Col. Mole Sieve
39) E. BD Col. Mole Sieve
40) Slurry TK. 1228-2
41) Centrif. Cont. TK. #4
42) Centrif. Cont. TK. #3
43) Step 1 Stg 2 RX
44) Step 1 Stg 1 RX
45) Slurry TK. 1221-1
46) 1224-01
47) Raff. FLShr. 1216-1
48) Slurry TK. 1215-2
49) Step 2 Stg 3 RX 1250-1
50) Step 2 Stg 3 RX Circ. Pmp 1250-6
51) Step 2 Stg 3 RX Circ. Pmp 1250-7
52) Step 2 FLShr. N.U.T. 1214-1
53) 1230-08 (Bott)
54) Step 2 Stg 3 RX CLR. 1250-18.1
55) Step 2 Stg 2 RX CLR. 1251-18.1
56) #1 NH3 RX 1421-1
57) NH3 Storage TK. 1430-1
58) Step 2 Stg. 2 RX 1251-1
59) 1251-7 Circ. Pmp.
60) 1251-6 Circ. Pmp.
61) NH3 Stripper Tails FLShr. 1422-1
62) NH3 Stripper 1424-1
63) E. Aqueous Sump
64) Step 2 FLShr. Pre heater 1303-30
65) Slurry TK 1427-1
66) Caustic RX 1428-1
67) Step 2 Stg. 1 W. RX 1252-1
68) Step 2 Stg. 1 W. Pmp. 1252-6
69) Step 2 Stg. 1 W. Pmp. 1252-7
70) Step 2 FLShr. 1308-1
71) Step 2 FLShr. Cal. 1308-8
72) Cal. Circ. Pmp. 1308-9
73) Step 2 Stg. 1 E. RX 1257-1
74) Step 2 Stg. 1 E. RX Clr. 1257-18.1
75) Step 2 Stg. 1 W. RX Clr. 1252-18.2
76) Step 2 Stg. 1 W. RX Clr. 1252-18.1
77) Step 2 FLShr. Organic Sump
78) 1303-15.1
79) 1308-16.1

DUP 0326100

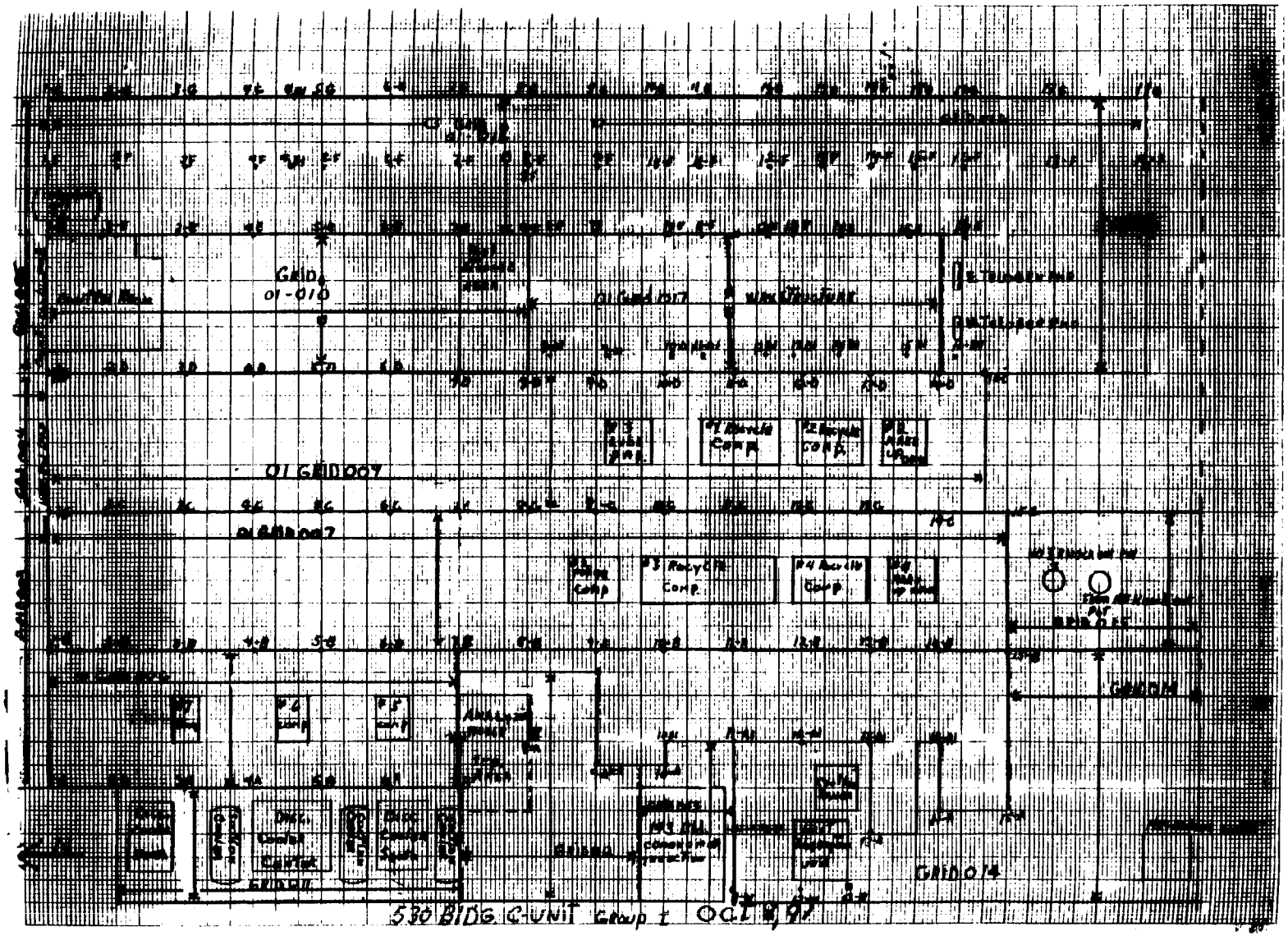
GRID 01-010
01 GRID 007
01 GRID 007
#3 Recycle Comp.
#4 Recycle Comp
GRID 014
GRID 014
530 BLDG C-UNIT Group I OCT 8, 97

DUP 0326101

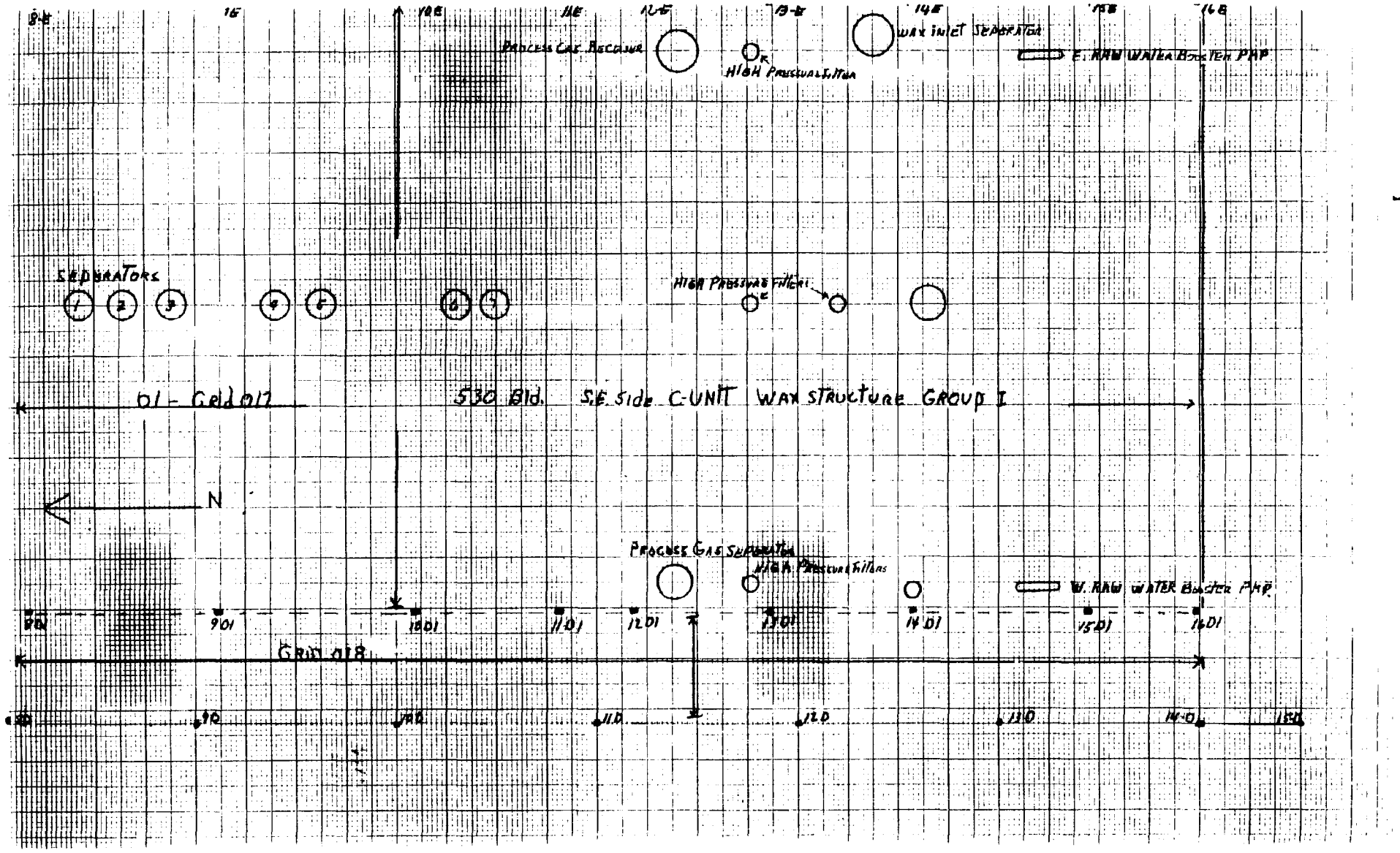
Process Gas Receiver
High Pressure Filters
Wax Inlet Separator
E. Raw Water Booster Pump
Separators
1
2
3
4
5
6
7
High Pressure Filters
01 - Grid 17
530 Bld. S.E. Side C-Unit Wax Structure Group I
N
Process Gas Separator
High Pressure Filters
W. Raw Water Booster Pump
Grid 18
90
100
110
120
130
140
150

DUP 0326102

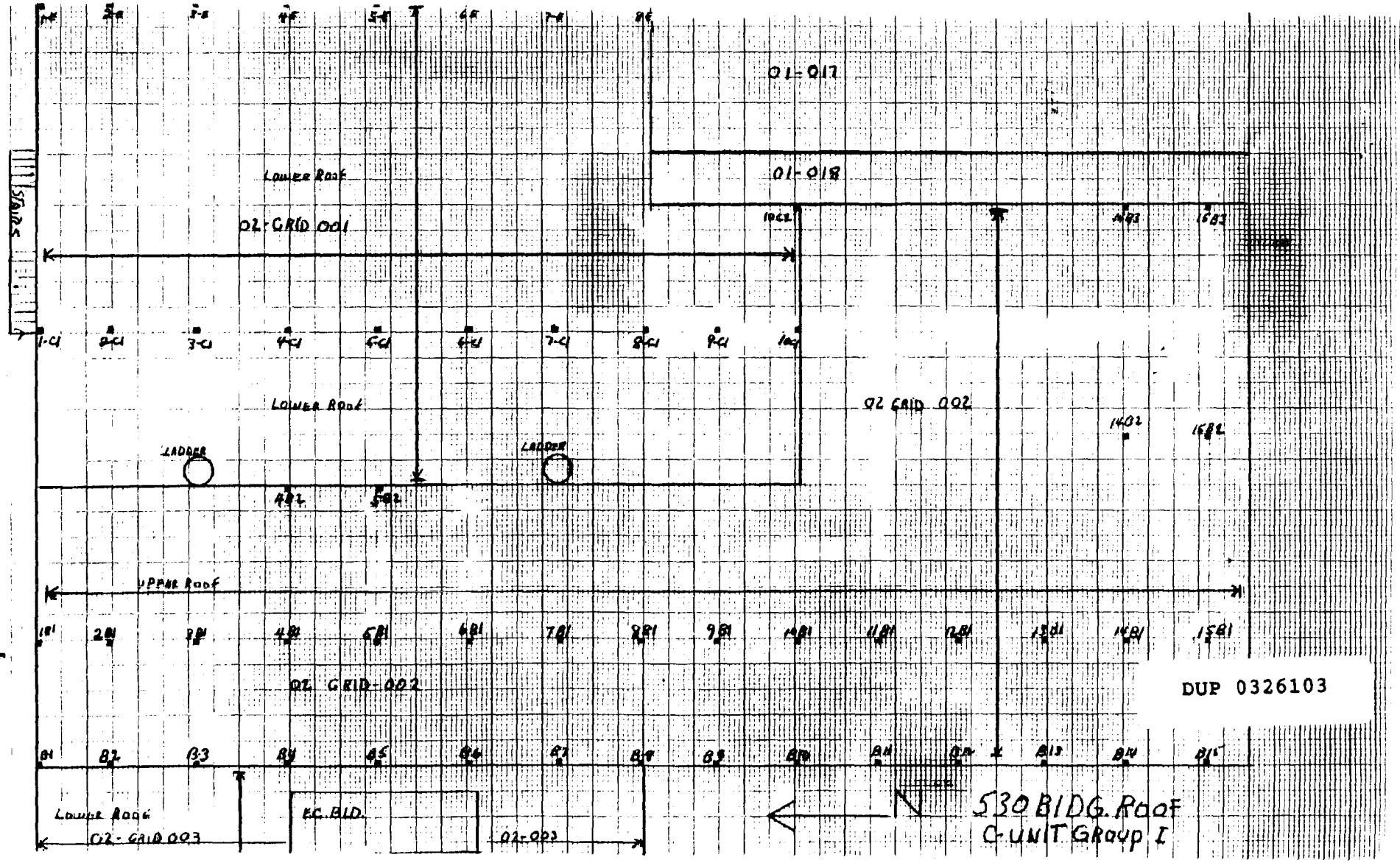
01-017
01-018
Lower Roof
02-GRID 001
LADDER
LADDER
LOWER ROOF
02 GRID 002
UPPER ROOF
02 GRID-002
Lower Roof
02-GRID 003
EC BLD.
02-003
530 BLDG. ROOF
C-UNIT GROUP I

DUP 0326103

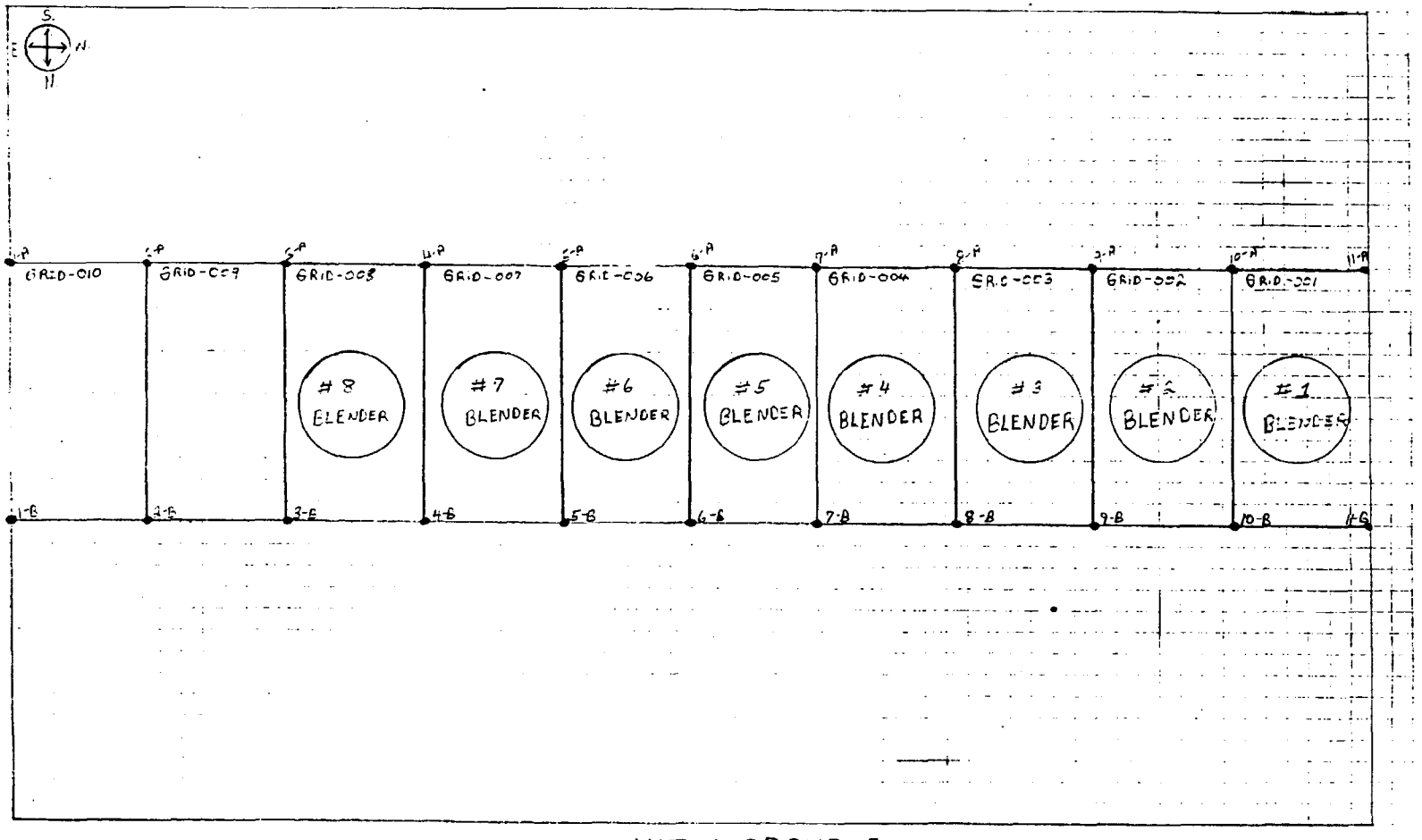

UNIT 4, GROUP 5
166 BLDG, "C" UNIT

DUP 0326104

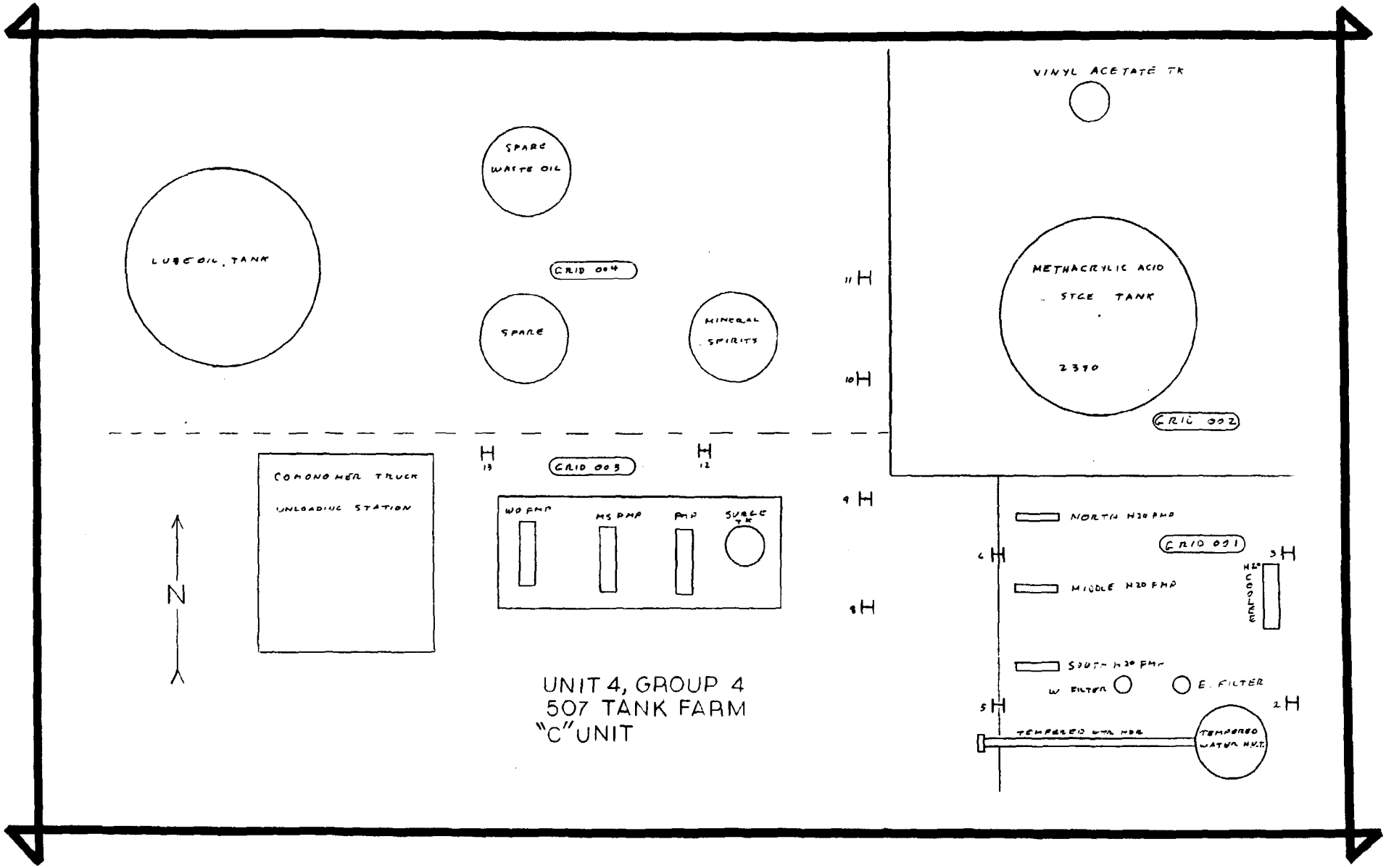
VINYL ACETATE TK
SPARE
WASTE OIL
LUBE OIL TANK
GRID 004
SPARE
MINERAL SPIRITS
METHACRYLIC ACID
STGE TANK
2390
GRID 002
11
10
COMONOMER TRUCK
UNLOADING STATION
GRID 003
WD PMP
MS PMP
PMP
SURGE TK
9
8
N
NORTH H20 PMP
GRID 001
4
3
MIDDLE H20 PMP
H2O SURGE TANK
SOUTH H20 PMP
W FILTER
E. FILTER
5
2
TEMPERED WTR HDR
TEMPERED WATER H.X.
UNIT 4, GROUP 4
507 TANK FARM
"C" UNIT

DUP 0326105

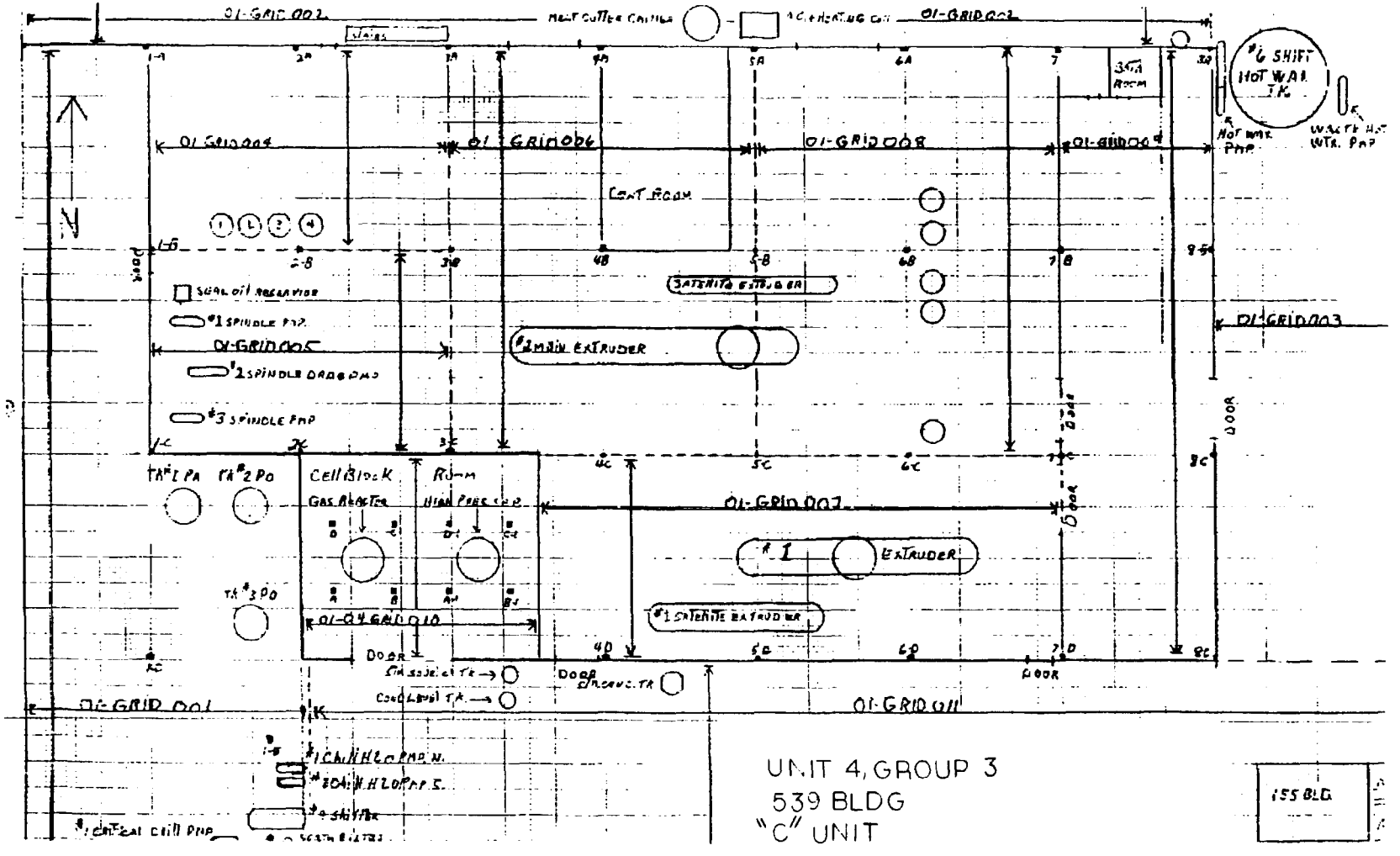
01-GRID 002
01-GRID 004
01-GRID 006
01-GRID 008
01-GRID 009
01-GRID 003
01-GRID 005
01-GRID 007
01-GRID 010
01-GRID 001
01-GRID 011
#6 SHIFT HOT WAT. TK.
HOT WAT. PMP
WASTE HOT WTR. PMP
CONT ROOM
SATELLITE EXTRUDER
#2 MAIN EXTRUDER
#1 SPINDLE PMP
#2 SPINDLE DRAG PMP
#3 SPINDLE PMP
CELL BLOCK
ROOM
GAS REACTOR
HIGH PRES. CAP
#1 EXTRUDER
#1 SATELLITE EXTRUDER
DOOR
UNIT 4, GROUP 3
539 BLDG
"C" UNIT
155 BLD.

DUP 0326106

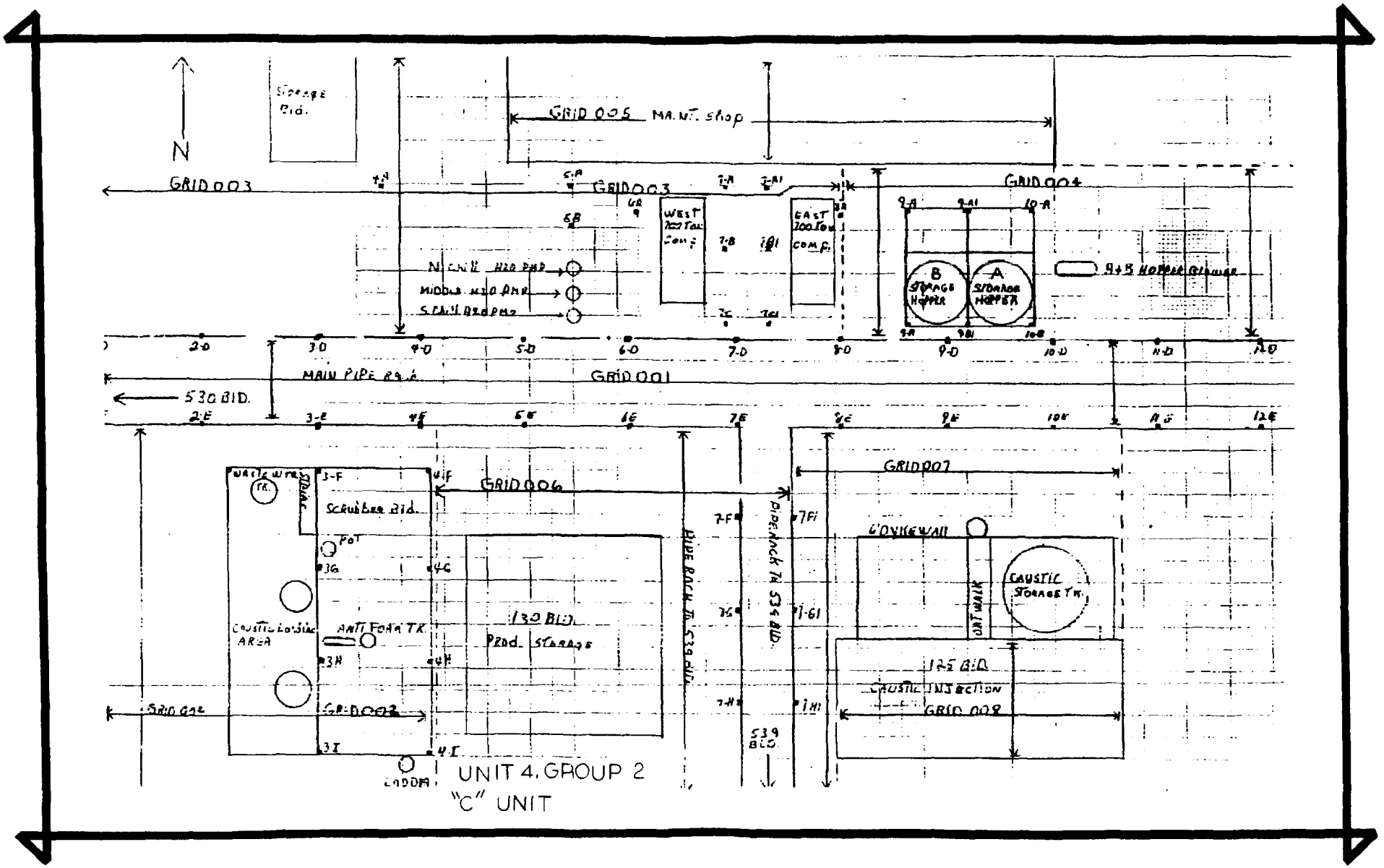
N
Storage Bld.
GRID 005 MAINT. shop
GRID 003
GRID 003
GRID 004
WEST 700 Ton Comp.
EAST 700 Ton Comp.
B STORAGE HOPPER
A STORAGE HOPPER
9+B HOPPER BLOWER
MAIN PIPE RACK
GRID 001
530 BLD.
GRID 006
GRID 007
Scrubber Bld.
POT
CAUSTIC LOADING AREA
ANTI FOAM TK.
130 BLD.
PROD. STORAGE
PIPE RACK TO 539 BLD.
PIPE RACK TO 534 BLD.
CONKEWALL
CAUSTIC STORAGE TK.
OUTWALK
125 BLD.
CAUSTIC INJECTION
GRID 008
GRID 002
GRID 002
539 BLD.
UNIT 4, GROUP 2
"C" UNIT

DUP 0326107

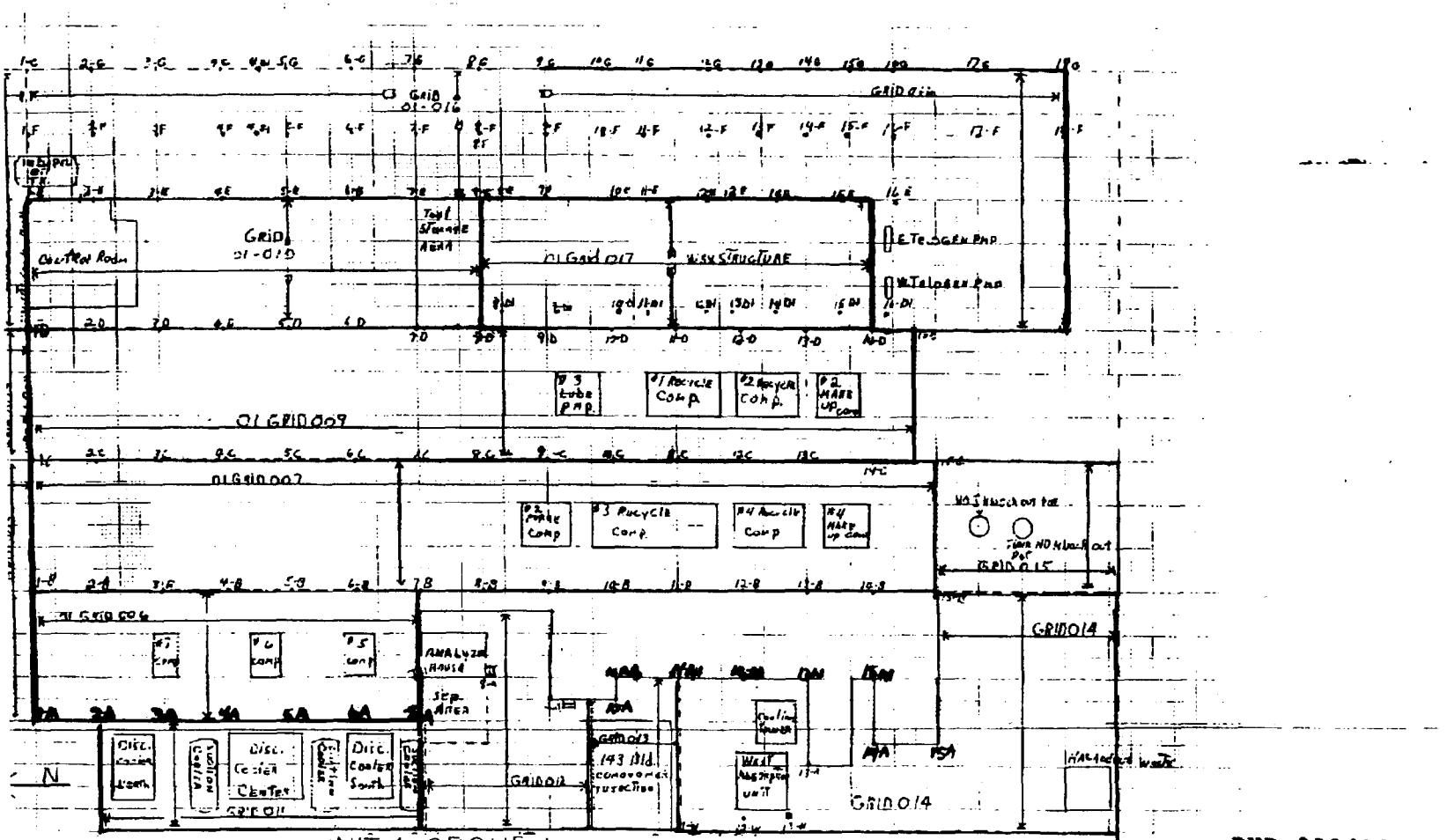

UNIT 4, GROUP 1
530 BLDG, "C" UNIT

DUP 0326108

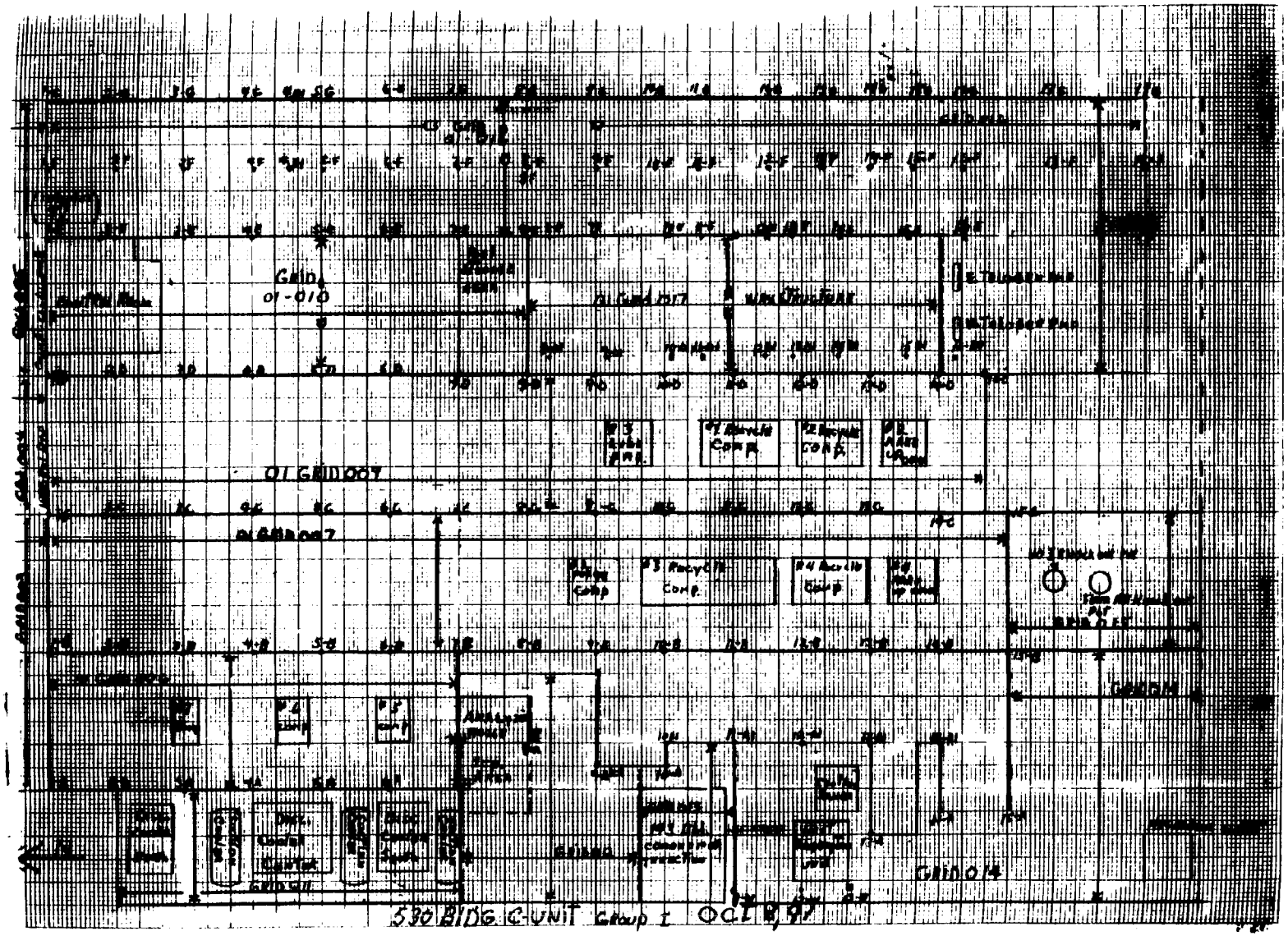

DUP 0326109

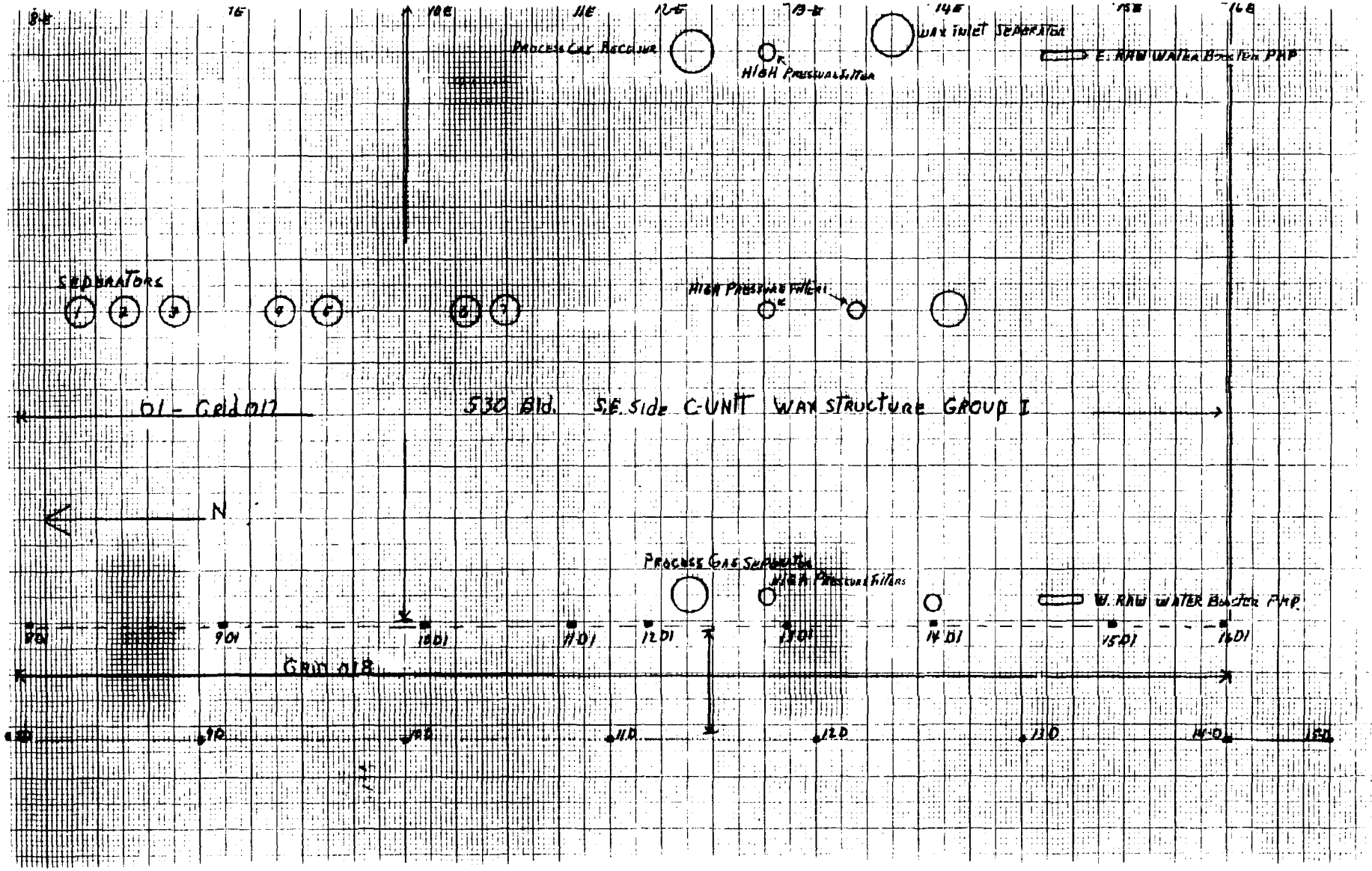
Process Gas Receiver
High Pressure Filters
Wax Inlet Separator
E. Raw Water Booster Pump
Separators
High Pressure Filters
61 - Gelding
530 Bld. S.E. Side C-Unit Way Structure Group I
N
Process Gas Separator
High Pressure Filters
W. Raw Water Booster Pump
Group 18

DUP 0326110

DUP 0326111

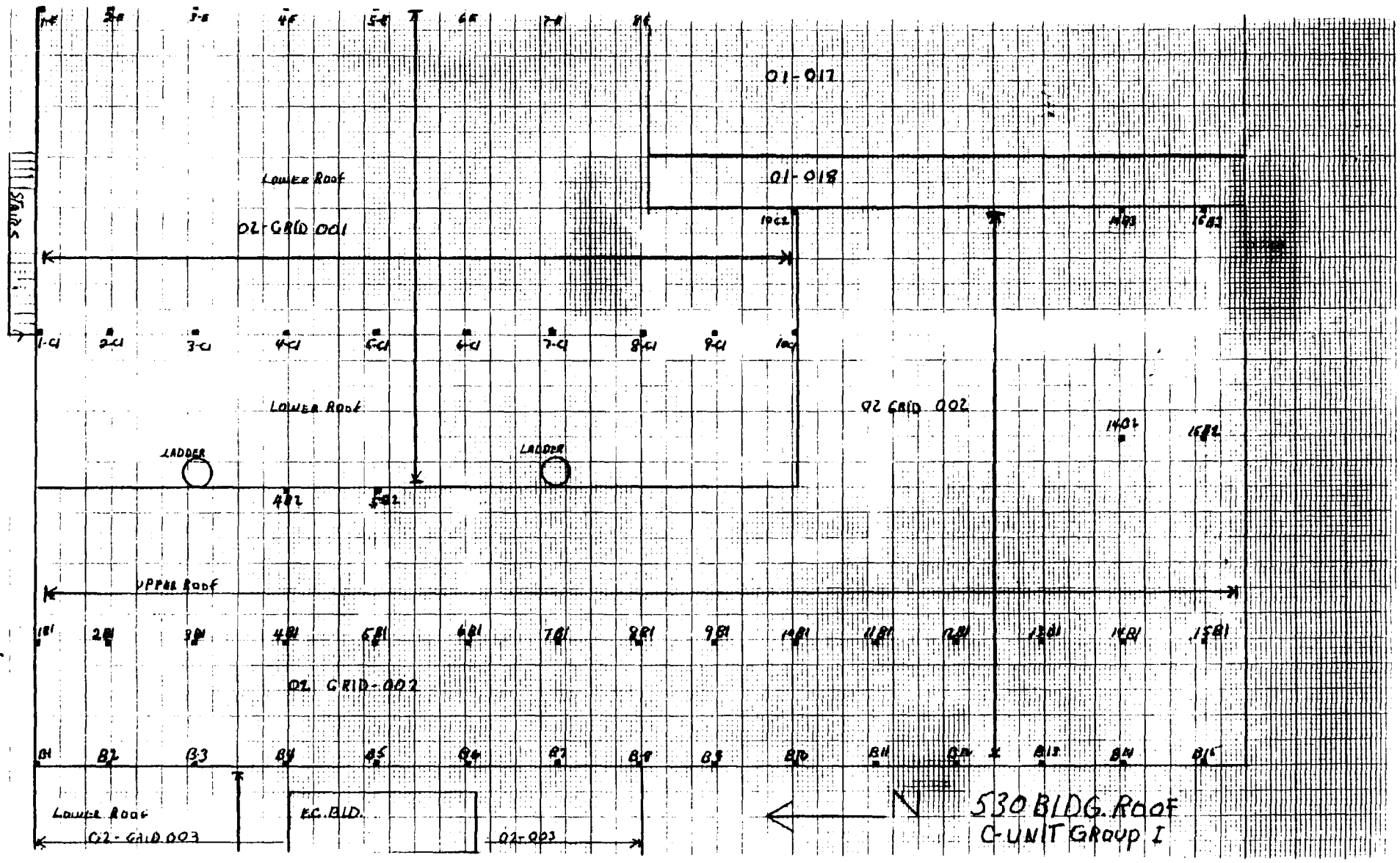
01-017
01-018
LOWER ROOF
02-GRID 001
STAIRS
LOWER ROOF
02 GRID 002
LADDER
LADDER
UPPER ROOF
02 GRID-002
LOWER ROOF
02-GRID 003
E.C. BLD.
02-003
530 BLDG. ROOF
C-UNIT GROUP I

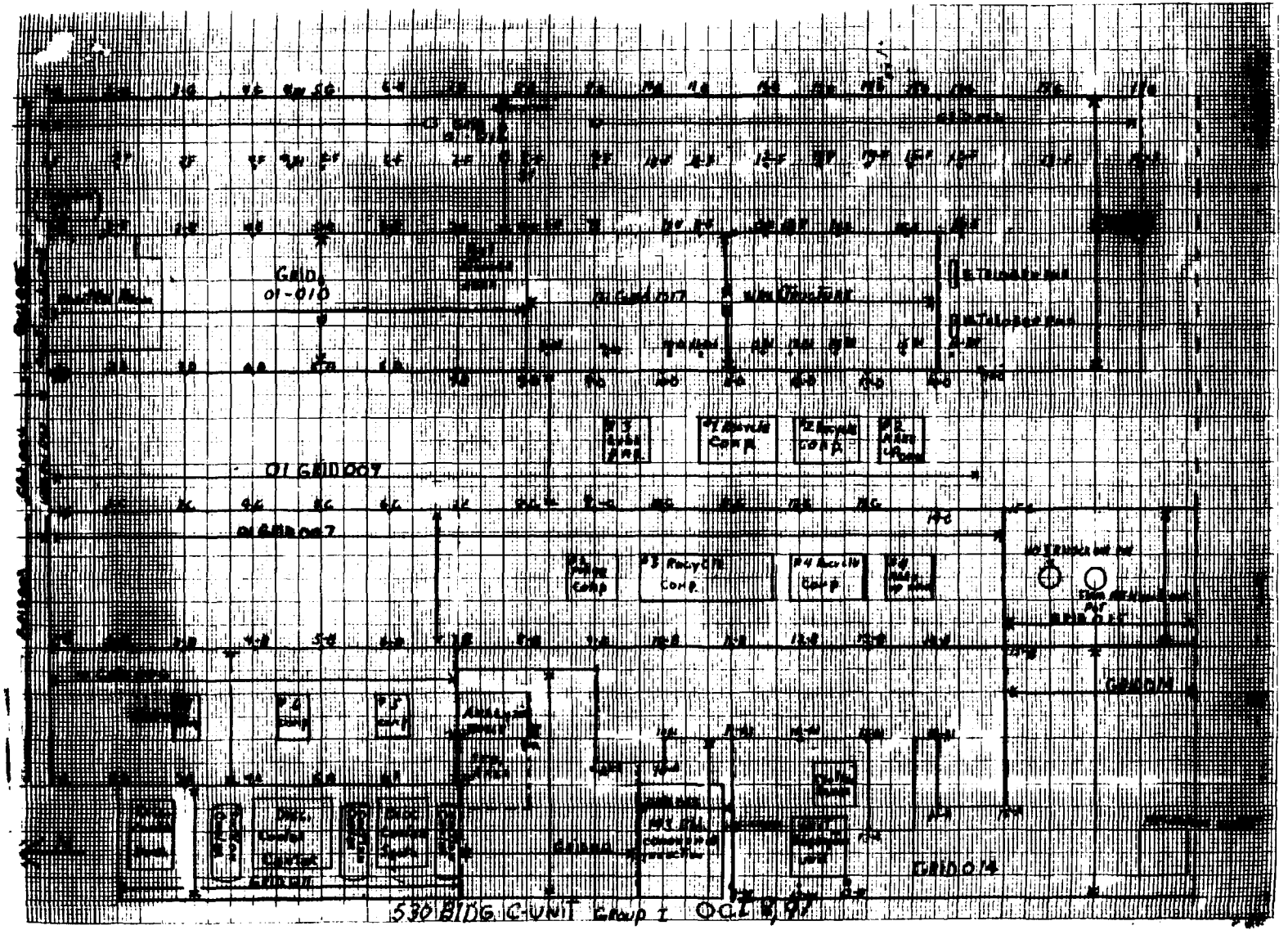

DUP 0326112

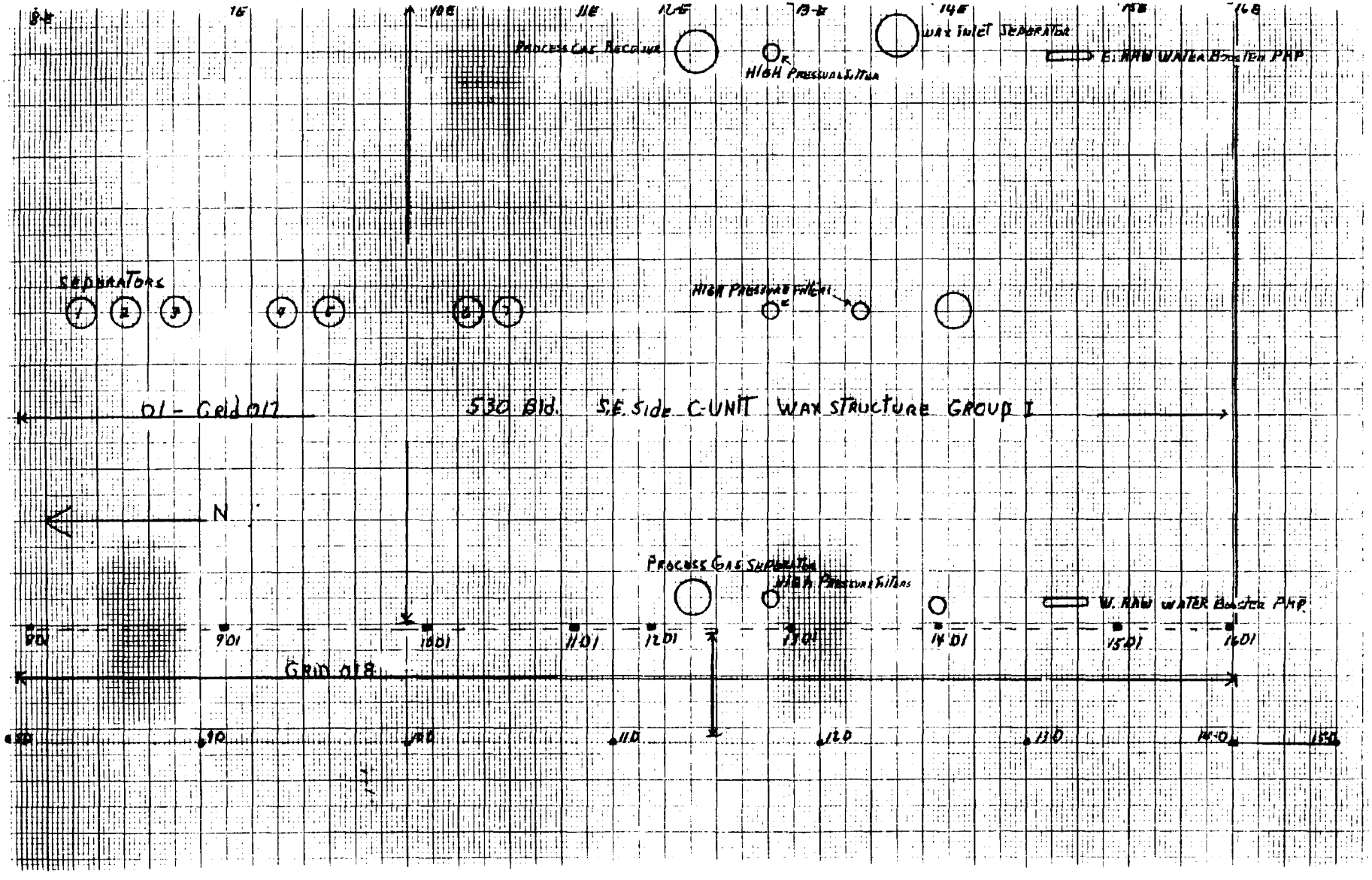
PROCESS GAS RECYCLE
HIGH PRESSURE SCRUBBER
WAX INLET SEPARATOR
E. RAW WATER BOOSTER PMP
SEPARATORS
HIGH PRESSURE FILTER
01 - GRID 17
530 BLD. S.E. SIDE C-UNIT WAX STRUCTURE GROUP I
N
PROCESS GAS SUPERHEATER
HIGH PRESSURE SCRUBBER
W. RAW WATER BOOSTER PMP
GRID 18

DUP 0326113

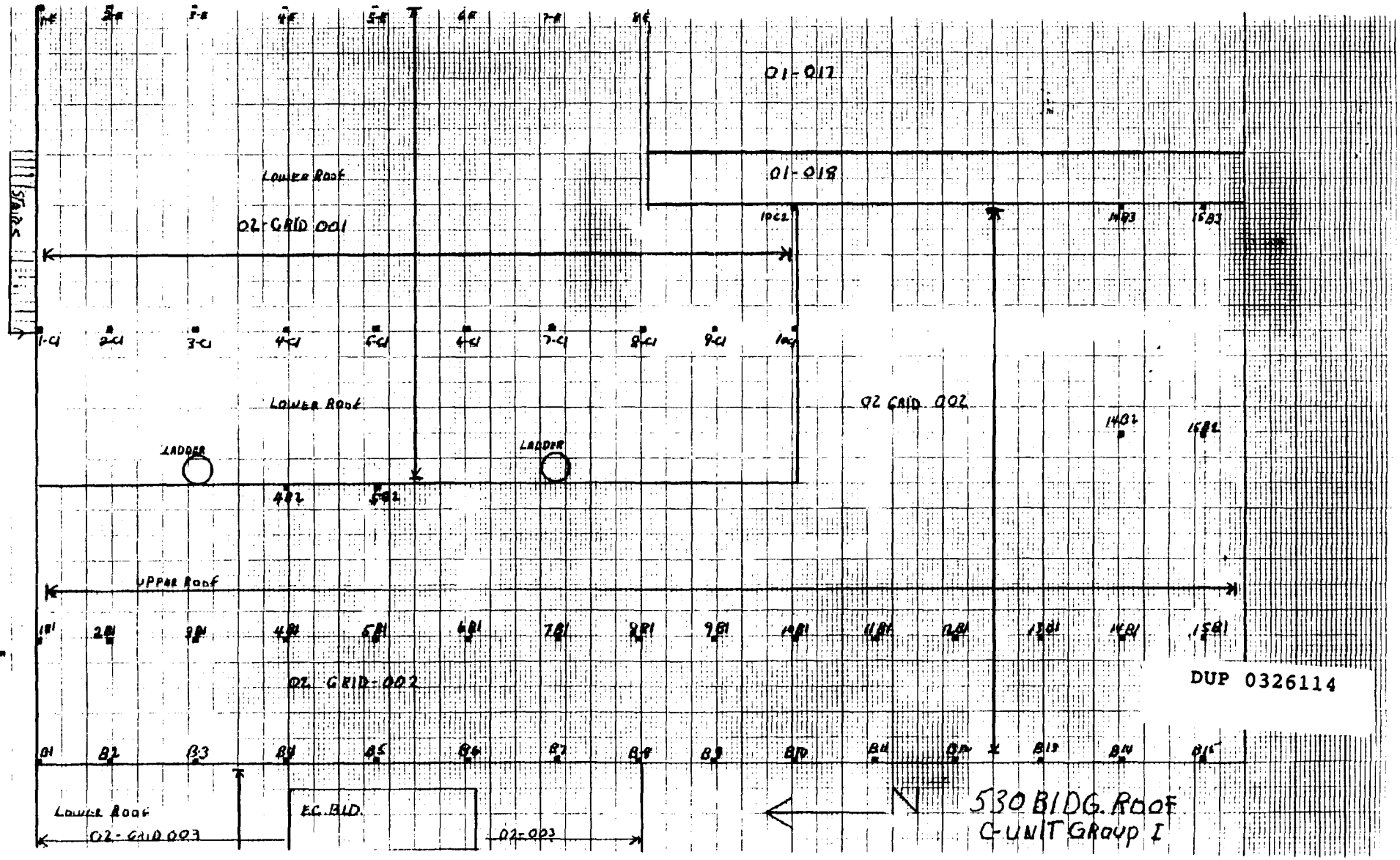
01-017
01-018
LOWER ROOF
02-GRID 001
LOWER ROOF
02 GRID 002
LADDER
LADDER
UPPER ROOF
02 GRID-002
LOWER ROOF
02-GRID 003
EC BLD.
02-003
530 BLDG. ROOF
C-UNIT GROUP I

DUP 0326114

551 Bldg

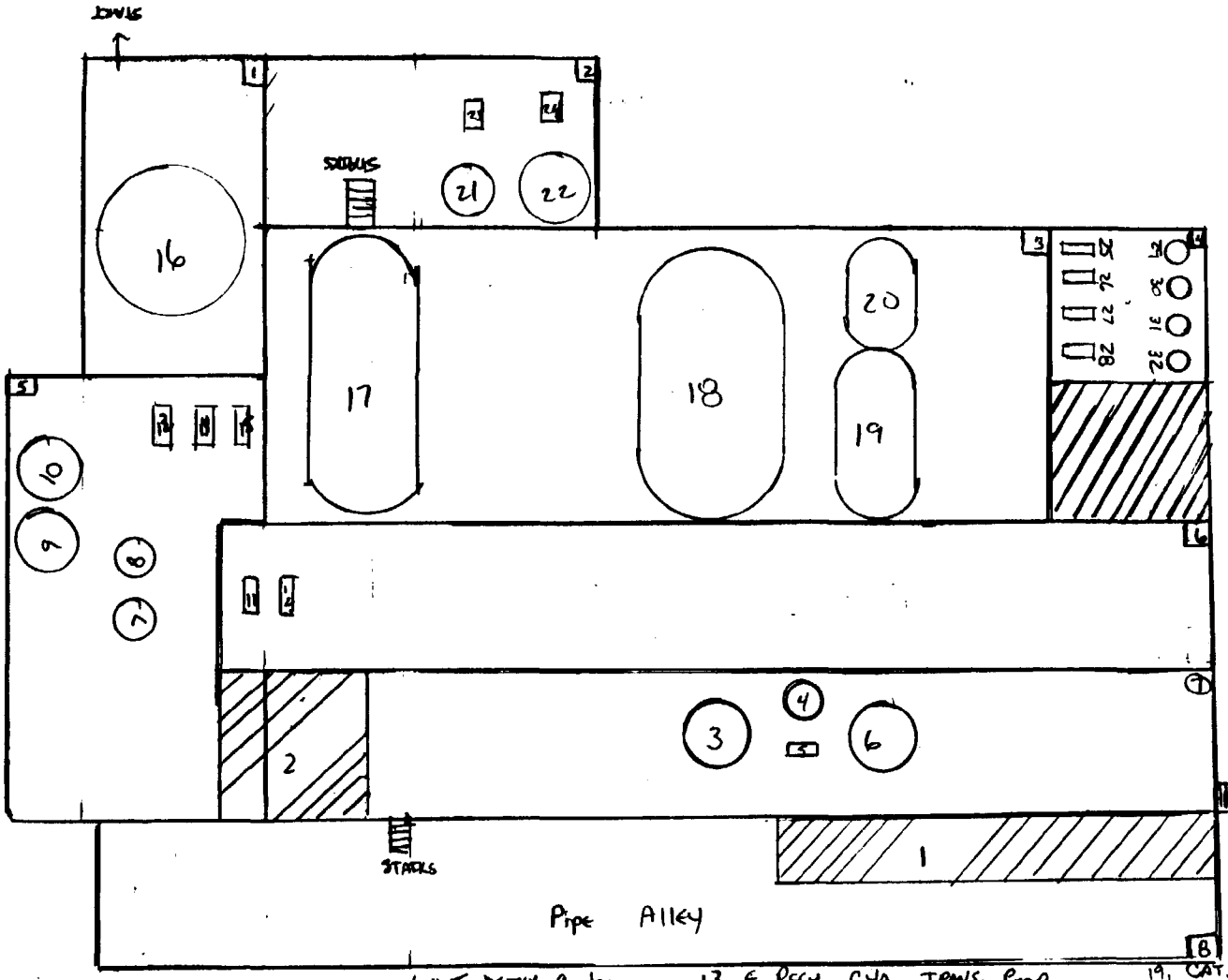

25. S Aqueous Wst. Pmp
26. N Aqueous Wst Pmp
27. Water #2 Pmp
28. Water #1 Pmp
29. ? Filter
30. ? Filter
31. ? Filter
32. ? Filter

Bldg works S to N, E to W

1. Analytical Bldg
2. Barrell Stg Area
3. E ? TNK
4. Oil Recov. H.U.T.
5. Recov. Waste Pmp
6. W ? TNK
7. N Hut Deion. Cooler
8. S Hut Deion Cooler
9. V-1 311 TNK
10. V-2 311 TNK
11. E Recy. Dec. FD Pmp
12. W Recy. Dec. FD Pmp
13. E Recy CyA. Trans. Pmp
14. Cent. Recy CyA. Trans Pmp
15. W Recy CyA Trans. Pmp
16. Recy. TNK Cyclohexane Water.
17. EDTA. Stg. TNK
18. 3A TNK
19. Cat. Sol TNK
20. Aqueous Waste Decont.
21. DePHA Stg TNK
22. K9 Cat Mix TNK
23. DePHA Pmp
24. Cat. Pmp

DUP 0326115

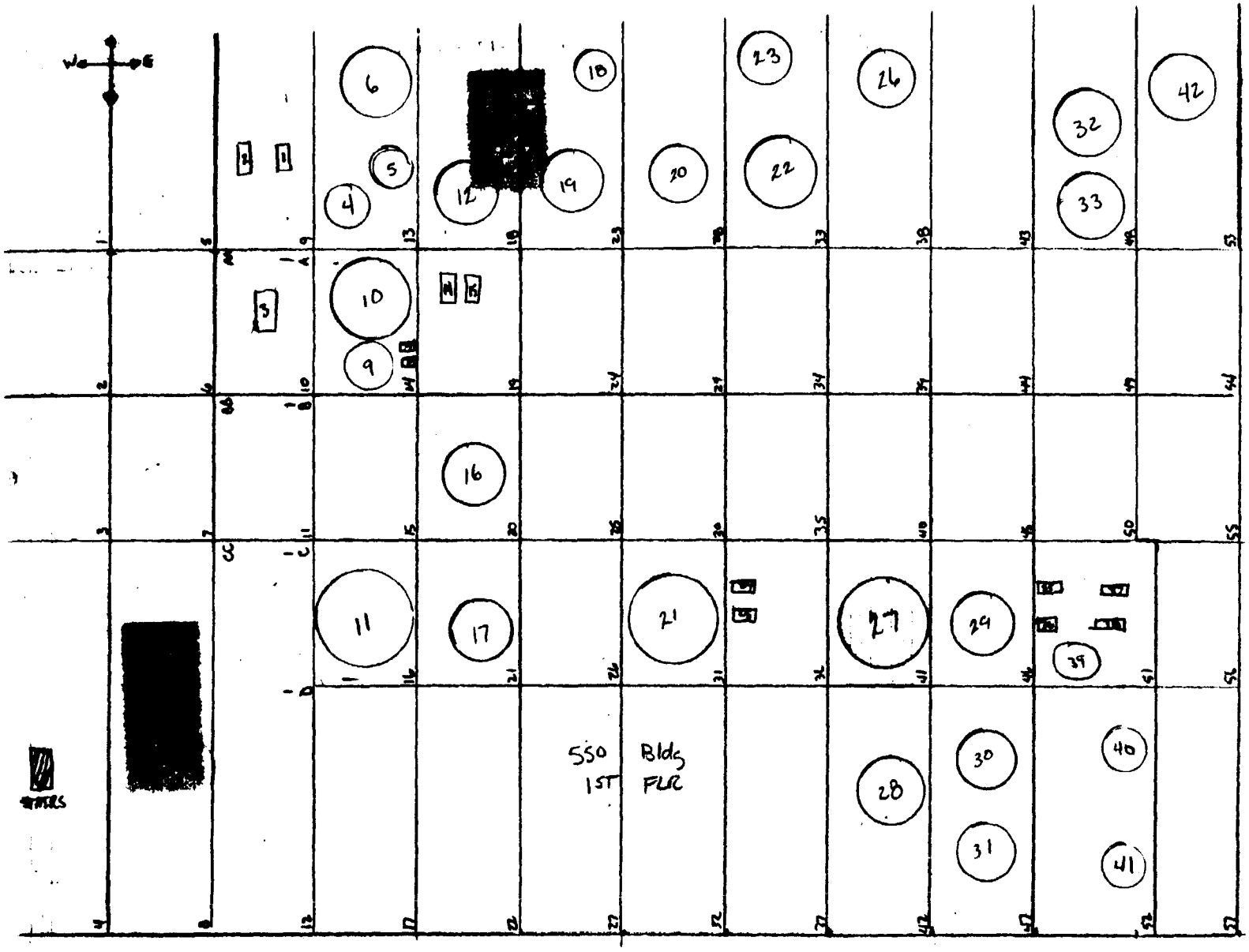

1. Centrifugal Compressor
2. Exchange
3. Air Boost Comp & Circ
4. Gas Comp. Pmp
5. WHCS Reboiler
6. WHCS Rblr Seal TNK
7. Lean Oil Strg TNK
8. N WHCS TLS Pmp
9. S WHCS TLS Pmp
10. WHCS Col Calandria
11. WHCS Column
12. P.M.D. Column
13. WOS Column
14. WOS TLS Cooler
15. W WOS MK Reflux Pmp
16. E WOS MK Reflux Pmp
17. WHCS MK Seal TNK
18. H.P.S Col
19. Rich Oil Strg TNK
20. Contam. WKA Stg TNK
21. L.P.S Column
22. CHMP Column
23. SDHCS Col
24. SDHCS Seal TNK
25. N PDHCS Reflux Pmp
26. S PDHCS Reflux Pmp
27. SDHC Cond TNK
28. PDHCS Col
29. STM Still Cond Seal TNK
30. STM Still Column
31. STM Still Calandria
32. STM Still Cond Seal Pot
33. Lower Level TNK
34. 360 TNK
35. Nitrogen TNK
36. N H2O MK Reflux Pmp
37. S H2O MK Reflux Pmp
38. N Oil MK Reflux Pmp
39. S Oil MK Reflux Pmp
40. NVR SEP CHEST
41. NVR EVAP Seal Pot
42. STM Still MK Seal Pot
43. FLASH TNK

DUP 0326116

550

2nd Floor

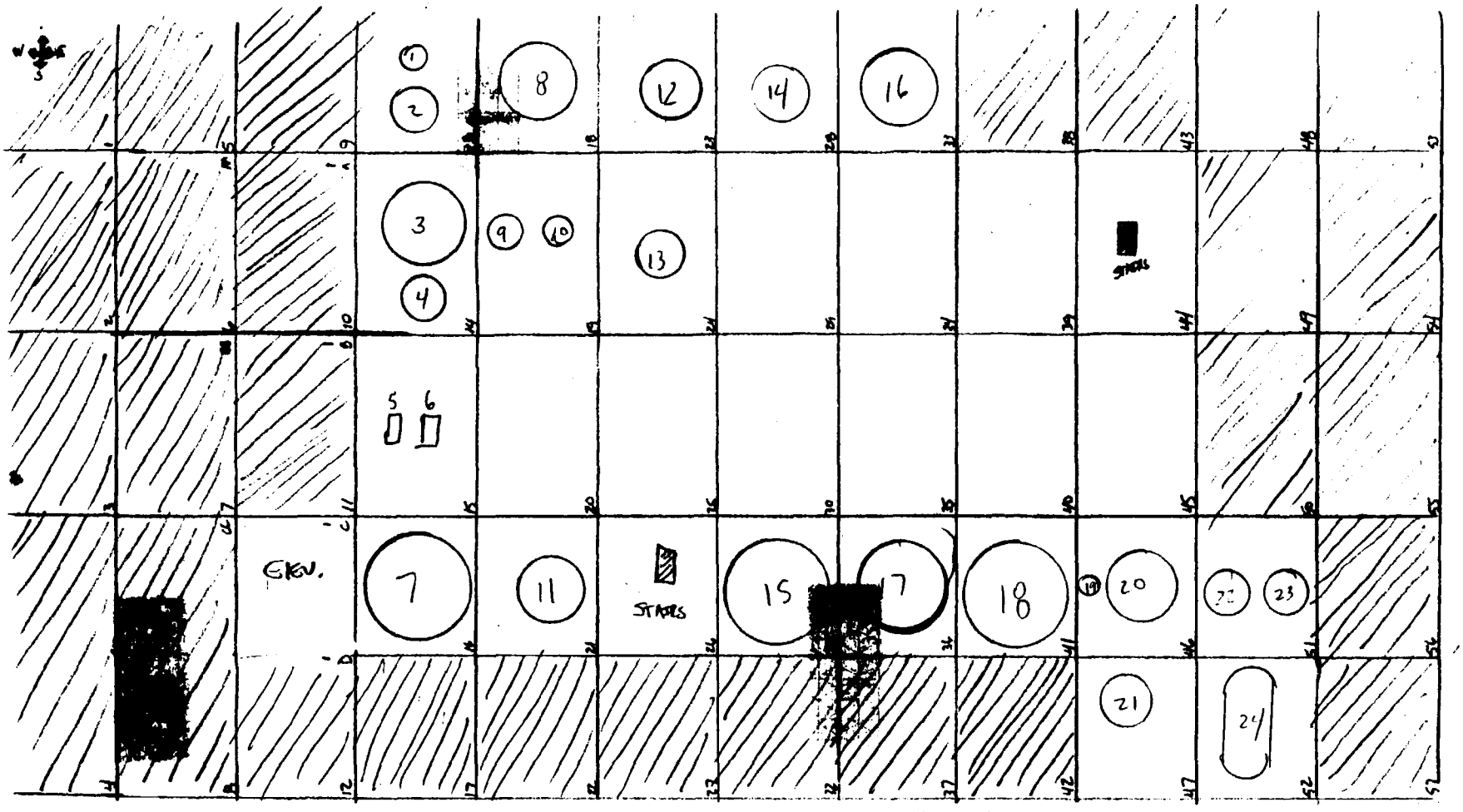

1. WHCS ROLL SEAL TNK
2. WHCS REBOILER
3. WHCS Column
4. WHCS Col Calandria
5. W CATALYST INJ. Pmp
6. E CAT. INJ Pmp
7. PMD Column
8. WOS Col.
9. ?
10. WOS MK SCAL TNK
11. HPS Col
12. CONTAMINATED STG TNK
13. PMD-1 PRHTR COND TNK
14. LPS Col
15. CHHP Col
16. SDHCS Col
17. PDHCS H.U.T.
18. PDHCS Col
19. PDHCS Calandria
20. STEAM STILL Col
21. STM STILL Calandria
22. NVR SEP CHEST
23. NVR SEPERATOR
24. STM STILL COND EXCHNGR.

DUP 0326117

SSO Bld.
3rd FLR

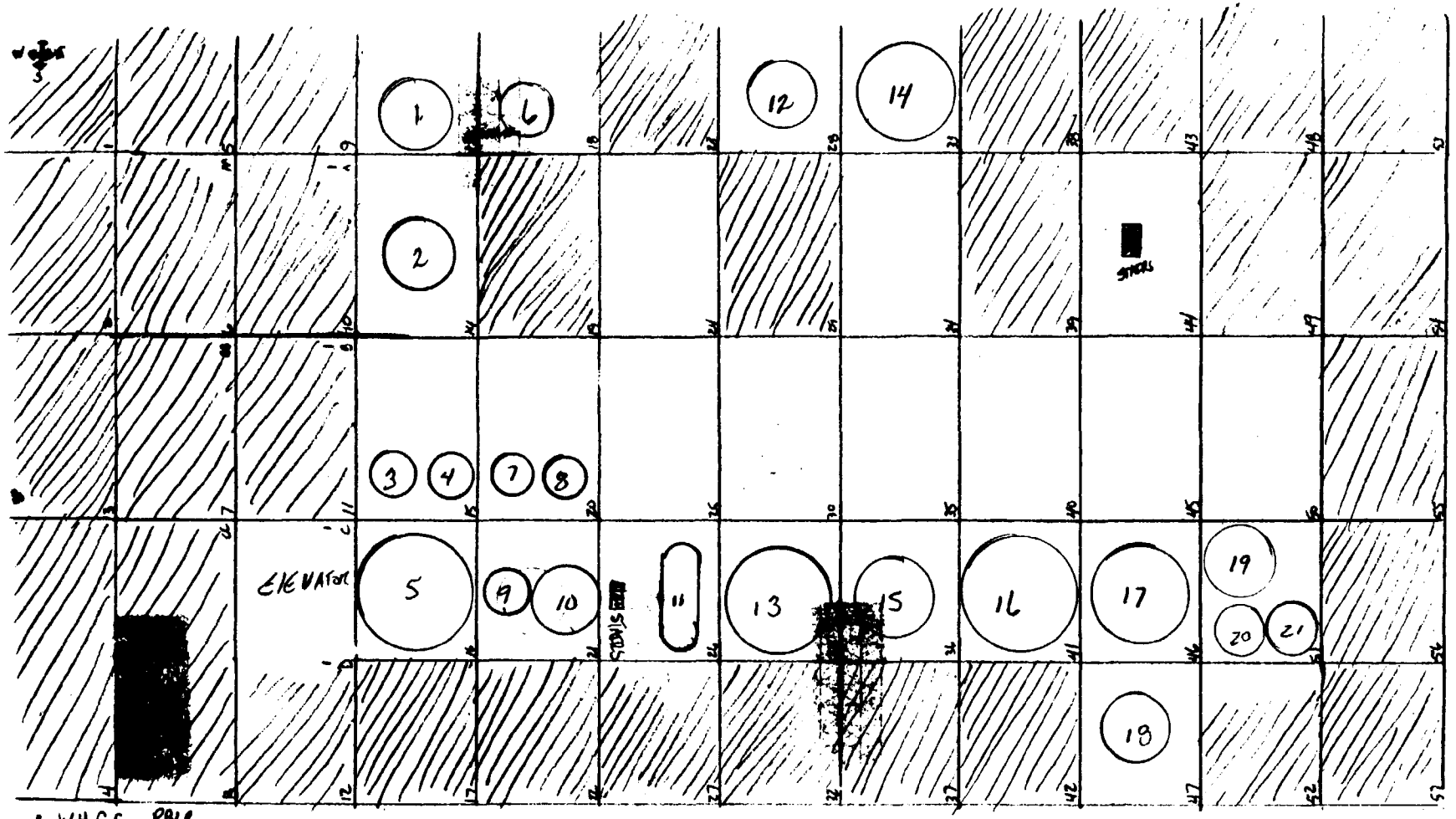

1. WHCS RBLR.
2. WHCS Col
3. #2 CAT TNK
4. #1 CAT TNK
5. PMD Col.
6. WDS Col.
7. WHCS OFF GAS TNK
8. WHCS OFF GAS COND
9. HOT FD Preheater
10. H.P.S Col
11. CHHP Preheater
12. L.P.S. Col
13. CHHP Col
14. SDHCS Col
15. PDHCS H.U.T.
16. PDHCS Col
17. STM STILL Col.
18. STM STILL Col ANDRITZ
19. STM STILL DECANTER
20. NVR SEP CHEST
21. NVR SEPARATOR

DUP 0326118

550 4½ PL

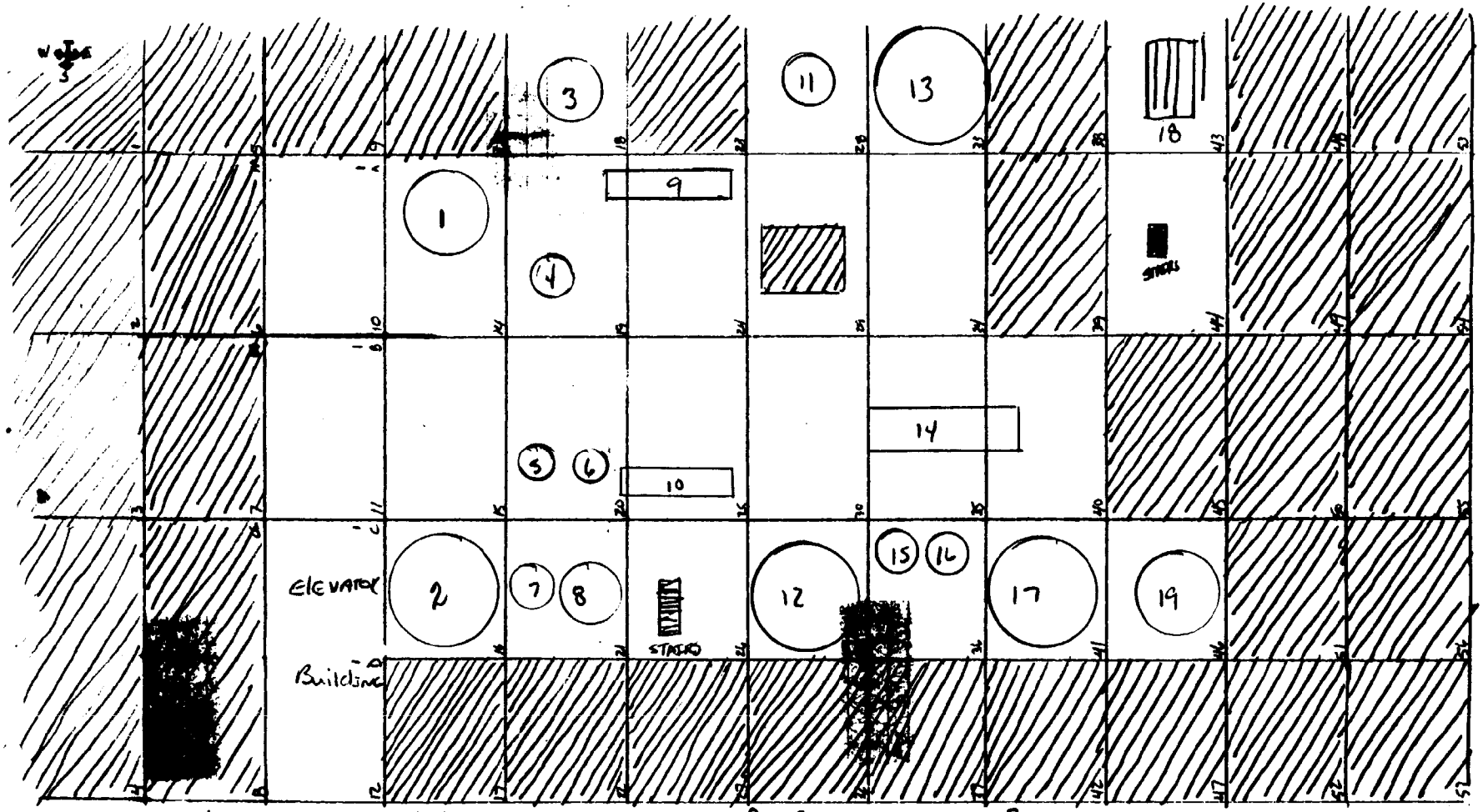

1. WHCS Col
2. PMD Col
3. WOS Col
4. Wash oil Condensor
5. WHCS OFF Gas Tnk
6. WHCS OFF GAS Cond
7. HOT FD PREHEATOR
8. H.P.S. Col
9. N. PRIMARY CONDENSOR
10. S PRIMARY CONDENSOR
11. L.P.S. Col
12. C.H.H.P. Col
13. SD HCS Col
14. STM STILL CONDENSOR
15. ?
16. ?
17. PD HCS Col
18. 550 Bldg VENT STACK
19. STM STILL Col

DUP 0326119

[redacted]

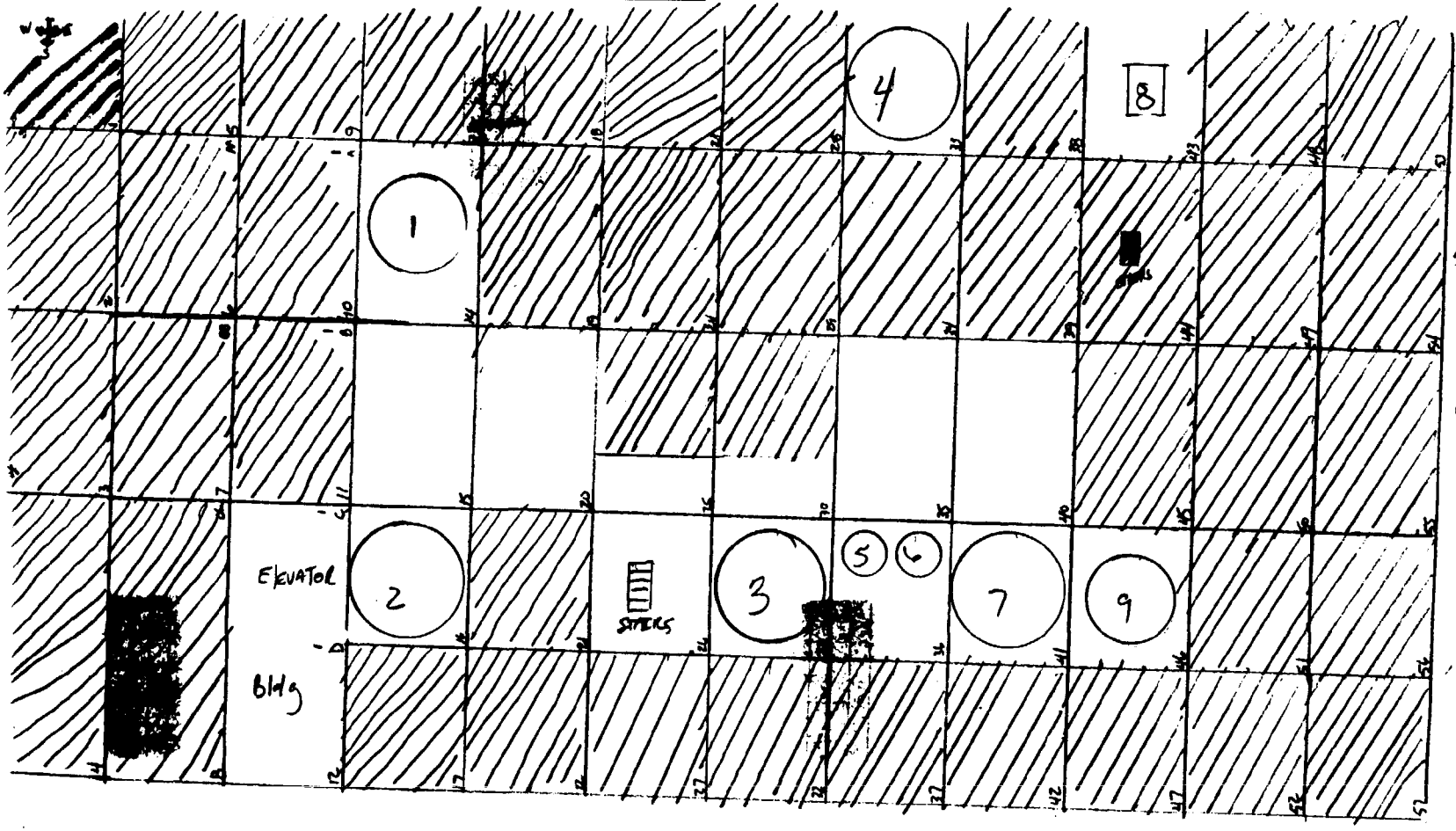

550 Bldg 5TH /

1. WHCS Col
2. PMD Col
3. CHAP Col
4. SDHCS Col
5. ?
6. ?
7. PDHCS Col
8. 550 Bldg VNT STACK
9. STM STILL Col

DUP 0326120

550 TNK FARM

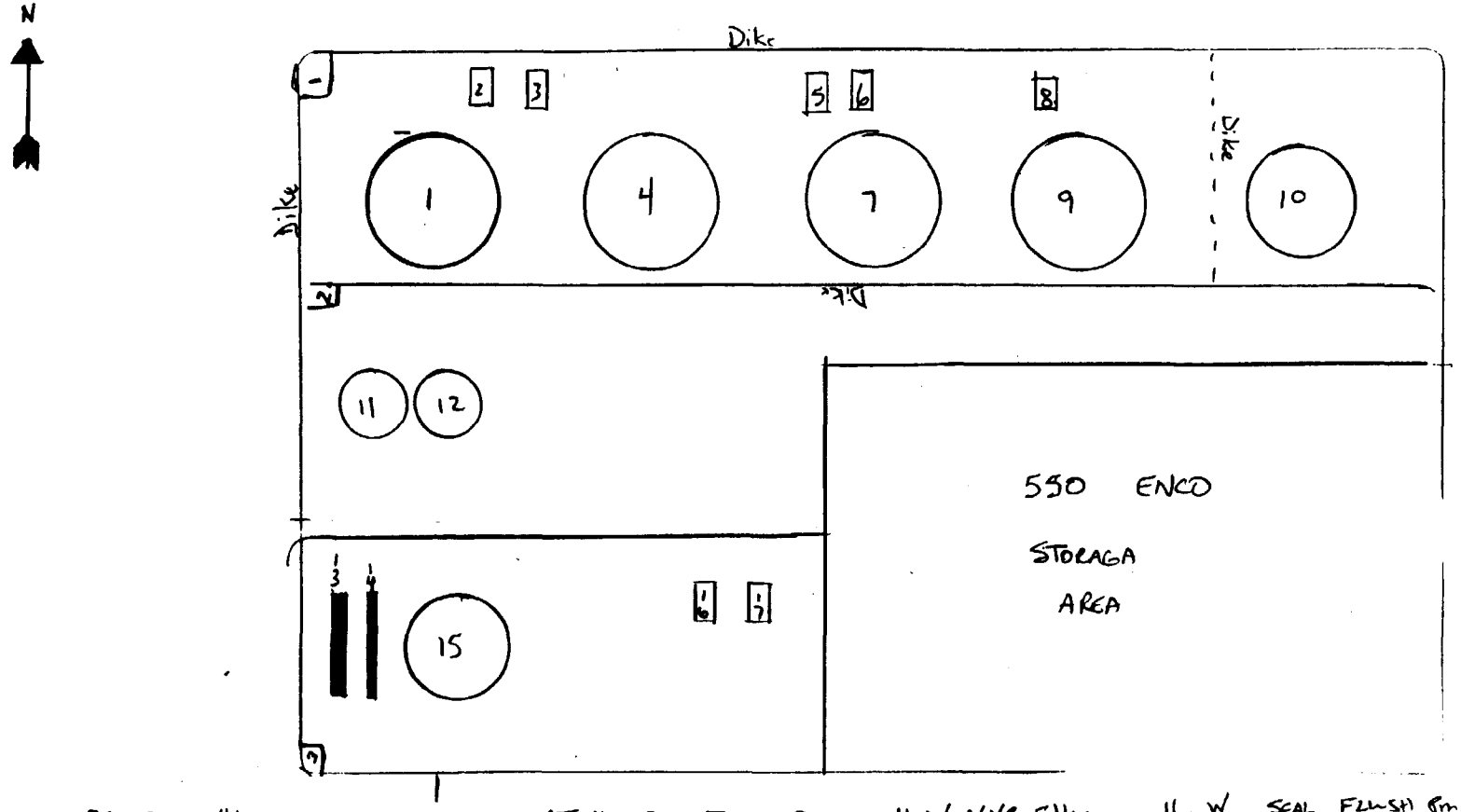

1. 50-A WKA
2. W Converter KA FD Pmp
3. E Converter KA FD Pmp
4. 50-B WKA
5. W WET KA Circ. Trans. Pmp
6. E WET KA Circ Trans Pmp
7. 50-C WKA
8. KA STG. TNK Decant Pmp
9. 50-D WKA
10. N_2 TNK
11. W NVR Filter
12. E NVR Filter
13. W H_2O Cooler
14. E H_2O Cooler
15. Seal Flush Hold up TNK
16. W Seal Flush Pmp
17. E Seal Flush Pmp

DUP 0326121

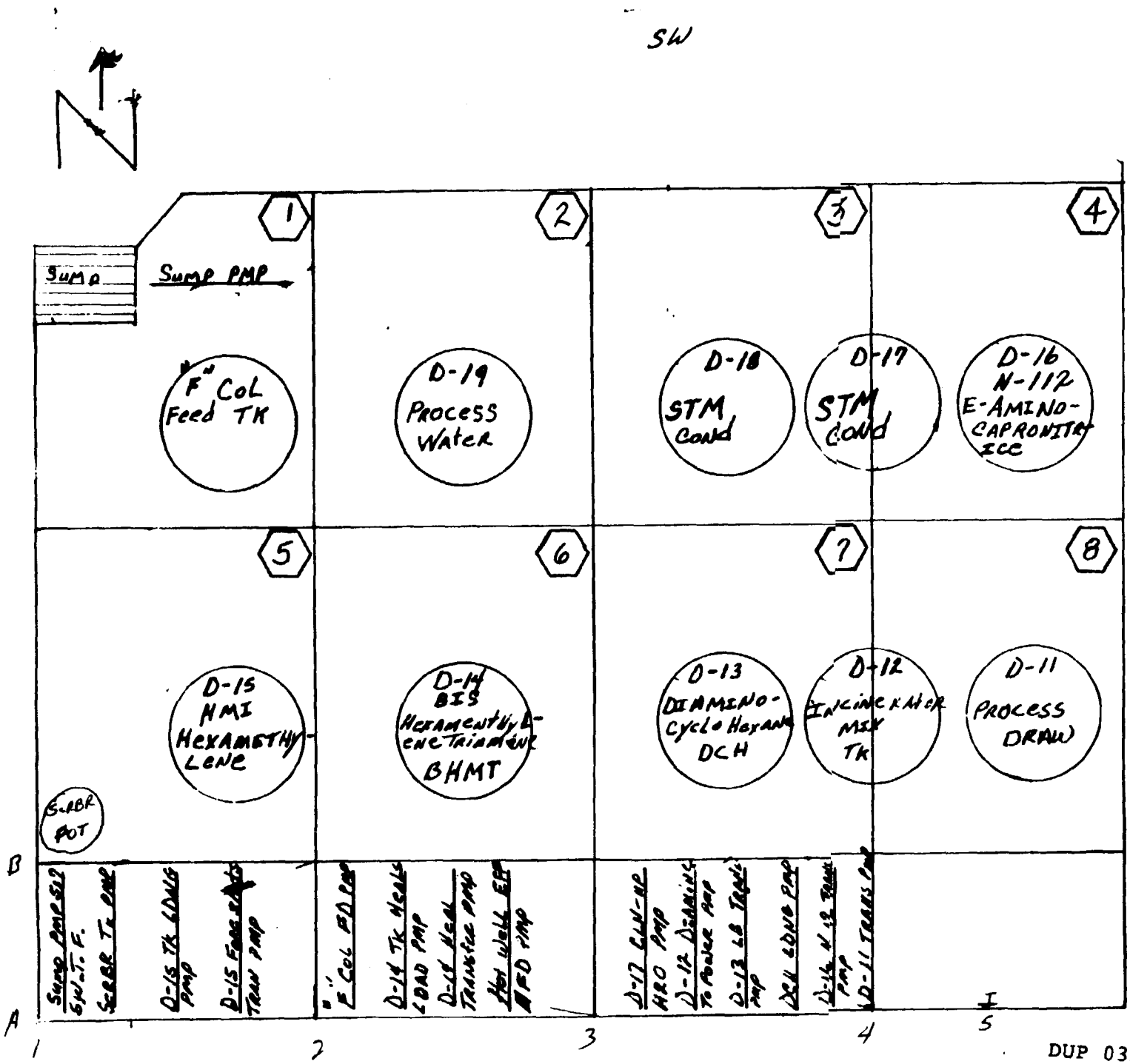
SW
1
2
3
4
5
6
7
8
Sump
Sump PMP
F" CoL Feed TK
D-19 Process Water
D-18 STM Cond
D-17 STM Cond
D-16 N-112 E-AMINO-CAPRONITRILE
D-15 HMI HEXAMETHYLENE
D-14 BIS HEXAMETHYLENE TRIAMINE BHMT
D-13 DIAMINO-CYCLOHEXANE DCH
D-12 INCINERATOR MIX TK
D-11 PROCESS DRAW
SCRBR POT
B
A
1
2
3
4
5

DUP 0326122

1. S #3 AC Air Comp Lube oil Pmp
2. N #3 AC Air Comp Lube oil Pmp
3. XTRA Pmp
4. AC Lube oil Console
5. W Lube oil Drum
6. C Lube oil Drum
7. E Lube oil Drum
8. AC AFTER cooler
9. #1 Clark Main oil Pmp
10. #1 Clark Comm Aux Pmp
11. #1 Clark Lube oil Console
12. #2 Clark Main oil Pmp
13. #2 Clark Aux Pmp
14. #2 Clark Lube oil Console
15. ?
16. S MIST ELIMINATOR
17. N MIST ELIMINATOR
18. Air Rec Tnk
19. S Inst Air Dryer
20. N Inst Air Dryer
21. ?
22. ?
23. W Pall Dryer
24. E Pall Dryer
25. VENT STACK

N

DIAMINE / KA
GROUP 5
UNIT 2

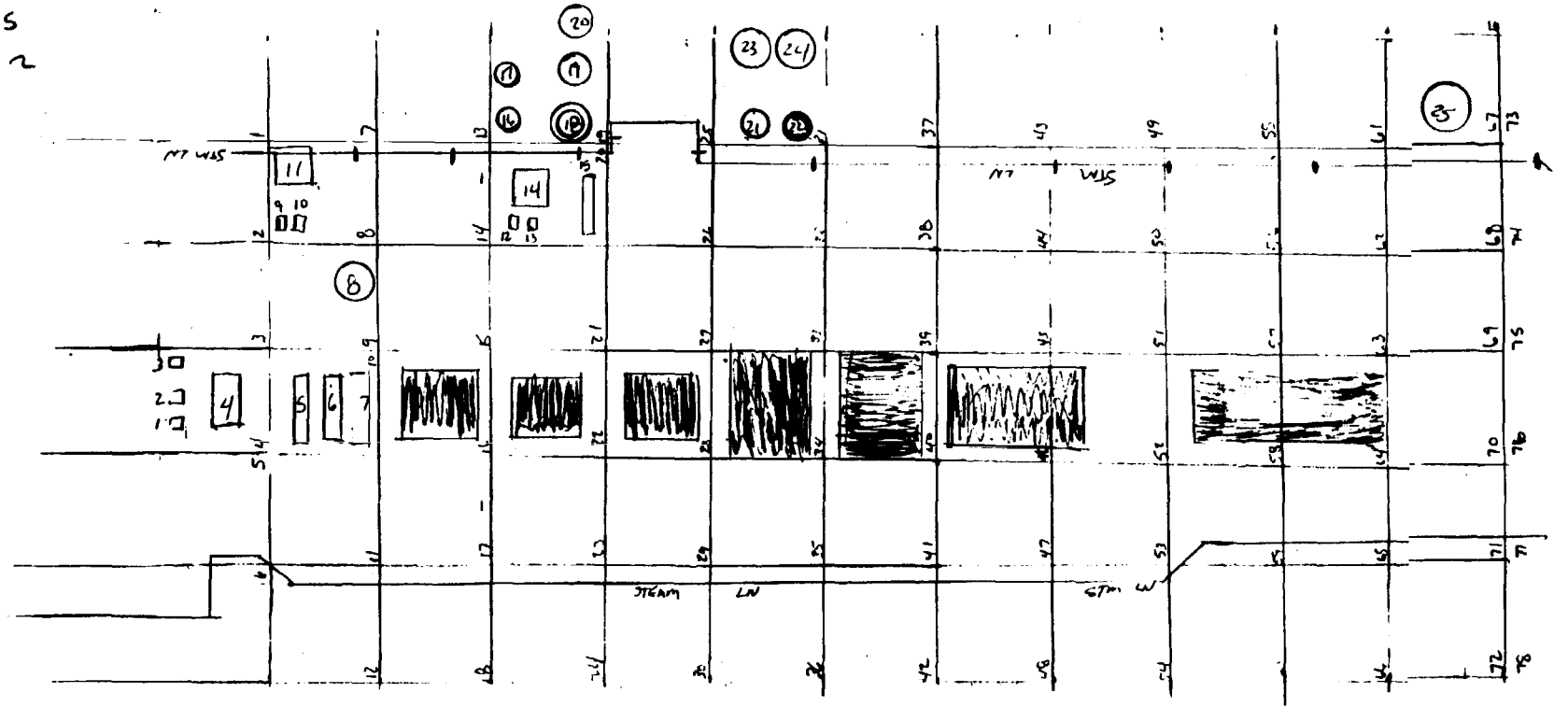

DUP 0326123

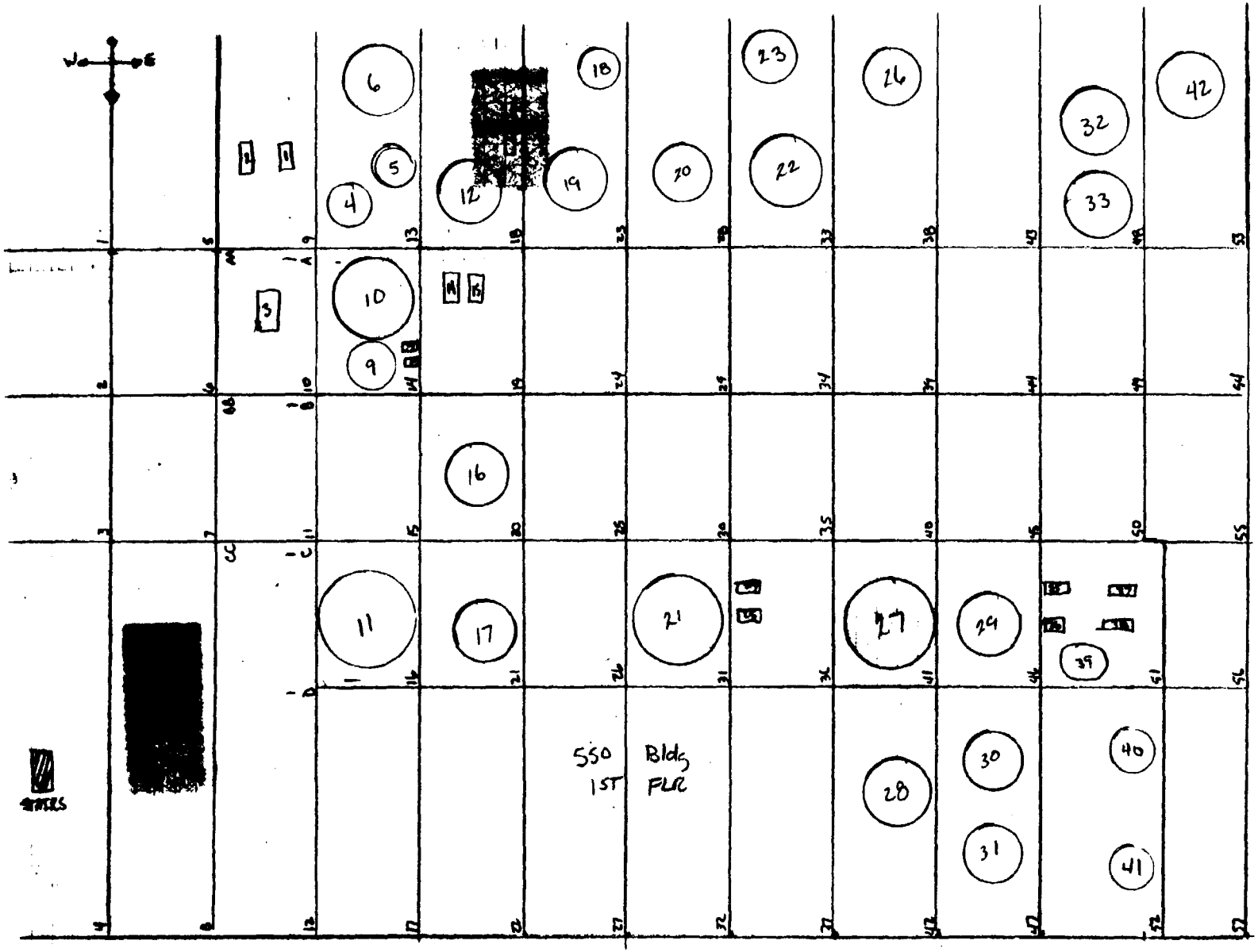

1. CENTRIFUGAL Compressor
2. Exchngr
3. AIR Boost Comp & Circ Gas Comp. Pmp
4. WHCS REBOILER
5. WHCS RBLR SEAL TNK
6. LEAN Oil STRG TNK
7. N WHCS TLS Pmp
8. S WHCS TLS Pmp
9. WHCS COL CALANDRIA
10. WHCS Column
11. P.M.D. Column
12. WOS Column
13. WOS TLS Cooler
14. W WOS MK REFLUX Pmp
15. E WOS MK REFLUX Pmp
16. WHCS MK SEAL TNK
17. H.P.S Col
18. Rich Oil STRG TNK
19. Contam. WKR STG TNK
20. L.P.S Column
21. CHMP Column
22. SDHCS Col
23. SDHCS SEAL TNK
24. N PDHCS REFLUX Pmp
25. S PDHCS REFLUX Pmp
26. SDHC COND TNK
27. PDHCS Col
28. STM STILL COND SEAL TNK
29. STM STILL Column
30. STM STILL CALANDRIA
31. STM STILL COND SEAL POT
32. LOWER LEVEL TNK
33. 360 TNK
34. NITROGEN TNK
35. N H2O MK REFLUX Pmp
36. S H2O MK REFLUX Pmp
37. N Oil MK REFLUX Pmp
38. S Oil MK REFLUX Pmp
39. NVR SEP CHEST
40. NVR EVAP SEAL POT
41. STM STILL MK SEAL POT
42. FLASH TNK

DUP 0326124

550

2nd Floor

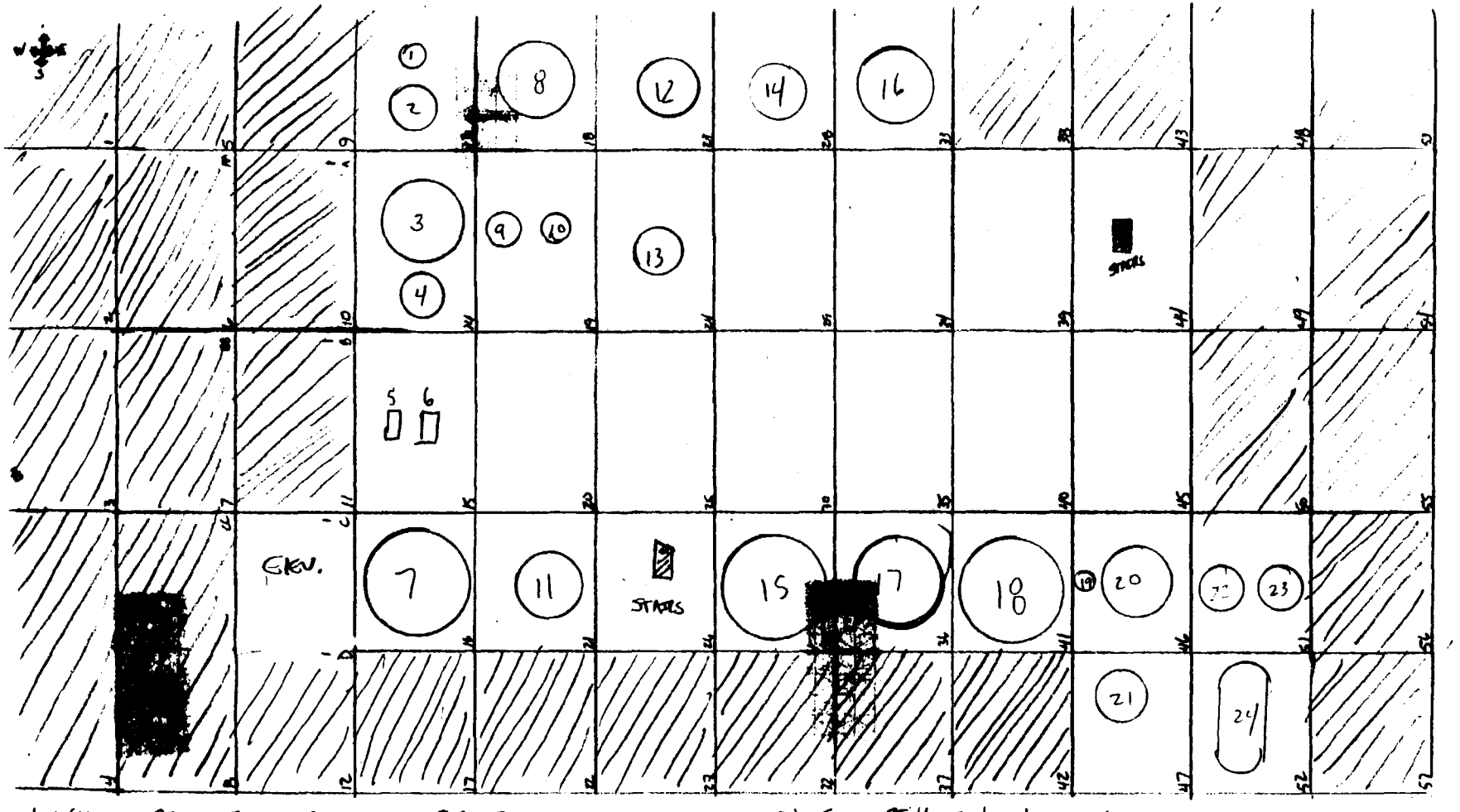

1. WHCS REB SEAL TNK
2. WHCS REBOILER
3. WHCS Column
4. WHCS Col Calandria
5. W CATALYST INJ. Pmp
6. E CAT. INJ Pmp
7. PMD Column
8. WOS Col.
9. 2
10. WOS MAKSCAL TNK
11. HPS Col
12. CONTAMINATED STG TNK
13. PMD-1 PRHTR COND TNK
14. LPS Col
15. CHHP Col
16. SDHCS Col
17. PDHCS H.U.T.
18. PDHCS Col
19. PDHCS Calandria
20. STEAM STILL Col
21. STM STILL Calandria
22. NVR SEP CHEST
23. NVR SEPERATOR
24. STM STILL COND EXCHNGR.

DUP 0326125

550 Bldg
3rd FLR

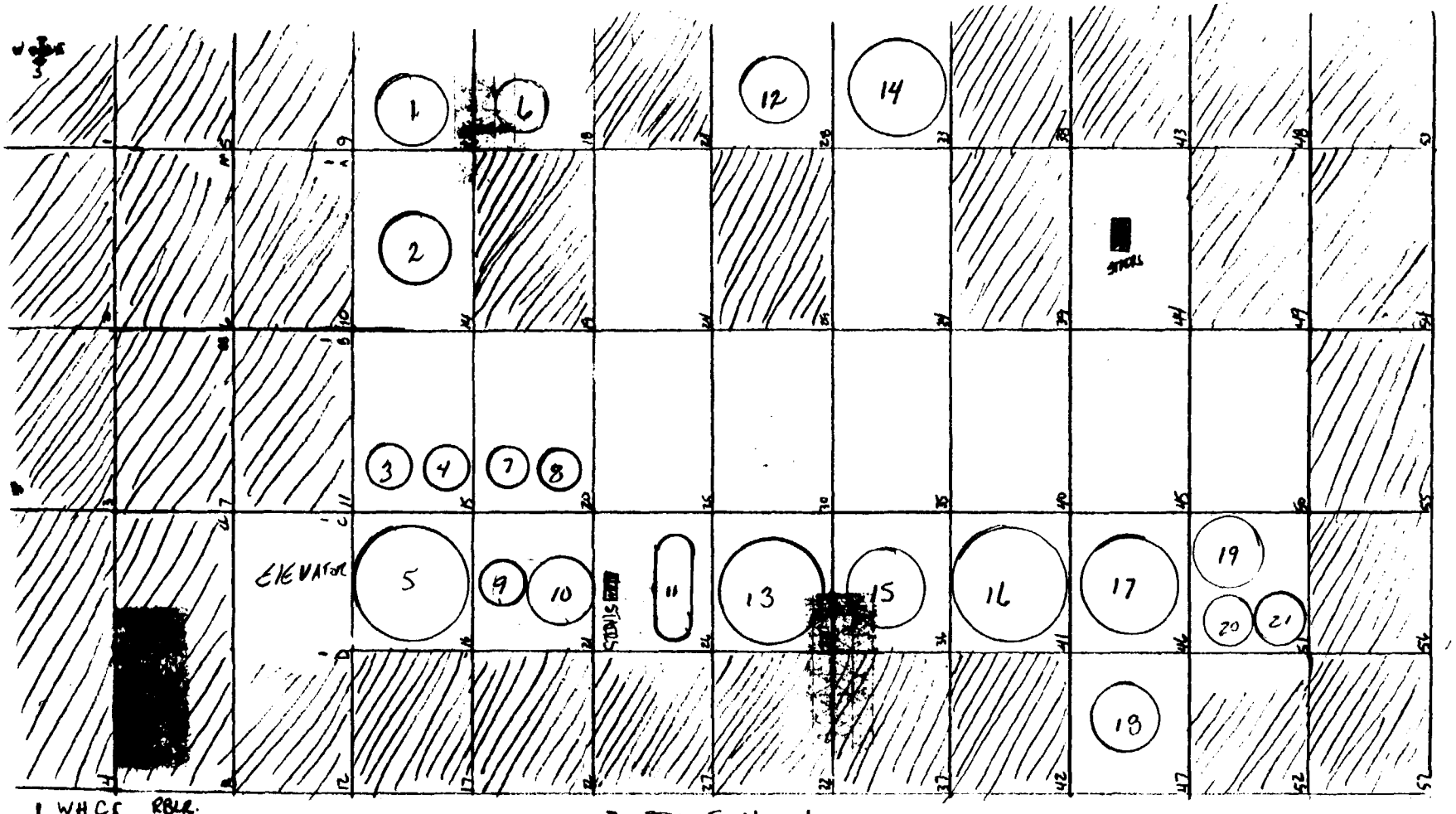

1. WHCS RBLR.
2. WHCS Col
3. # 2 CAT TNK
4. # 1 CAT TNK
5. PMD Col.
6. WDS Col.
7. WHCS OFF GAS TNK
8. WHCS OFF GAS COND
9. HOT FD Preheater
10. H.P.S Col
11. CHHP Preheater
12. L.P.S. Col
13. CHHP Col
14. SDHCS Col
15. PDHCS H.ex.T.
16. PDHCS Col
17. STM STILL Col.
18. STM STILL Col UNDER
19. STM STILL DECANTER
20. NVR SEP CHEST
21. NVR SEPARATOR

DUP 0326126

550 4½ Floor

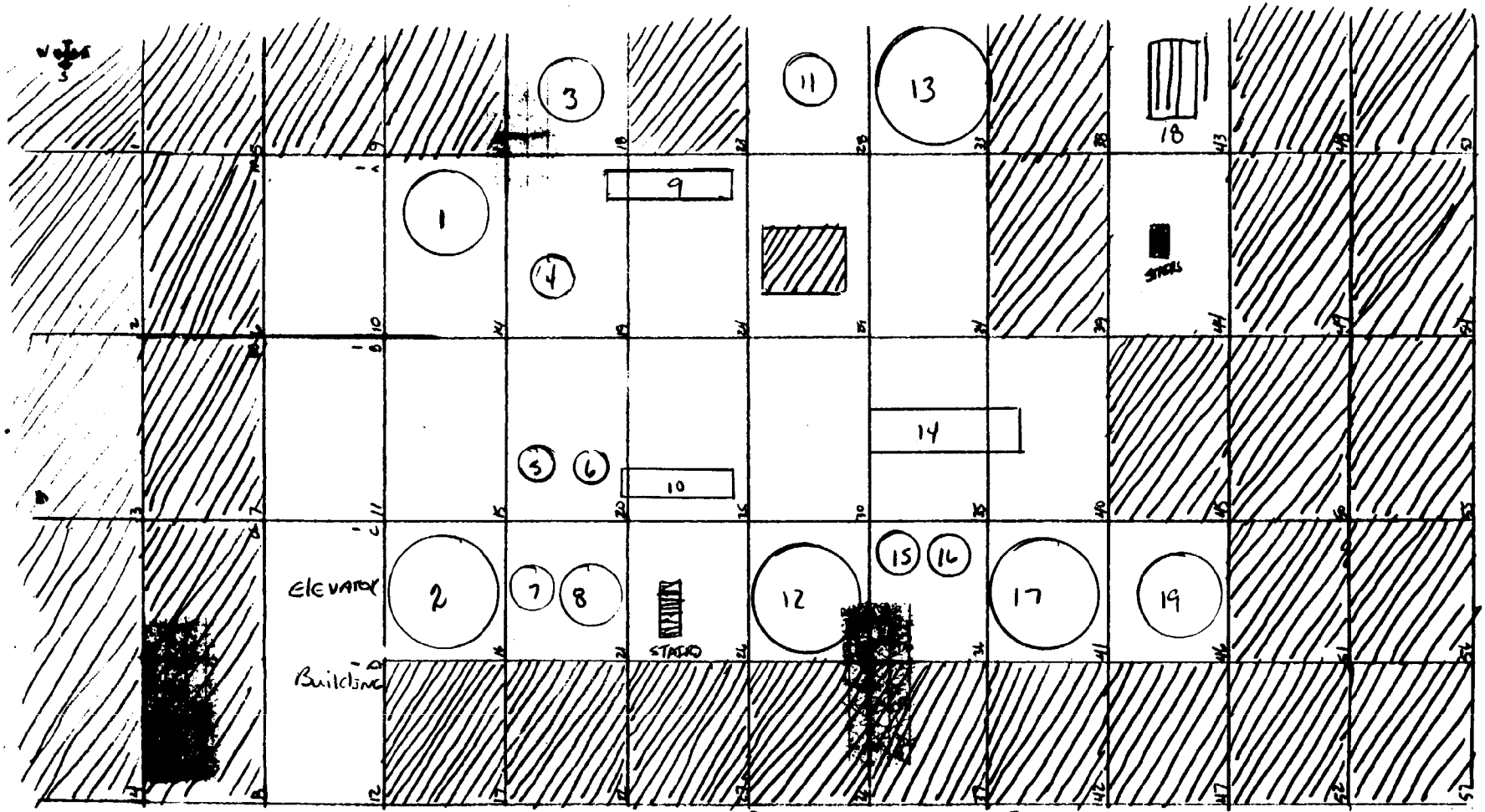

1. WHCS Col
2. PMD Col
3. WOS Col
4. Wash oil Condensor
5. WHCS OFF GAS TNK
6. WHCS OFF GAS COND
7. HOT FD PRHEATOR
8. H.P.S. Col
9. N. PRIMARY CONDENSOR
10. S PRIMARY CONDENSOR
11. L.P.S. Col
12. C.H.H.P. Col
13. SD HCS Col
14. STM ST. II CONDENSOR
15. ?
16. ?
17. PD HCS Col
18. 550 Bldg VENT STACK
19. STM ST. II Col

DUP 0326127

[redacted]

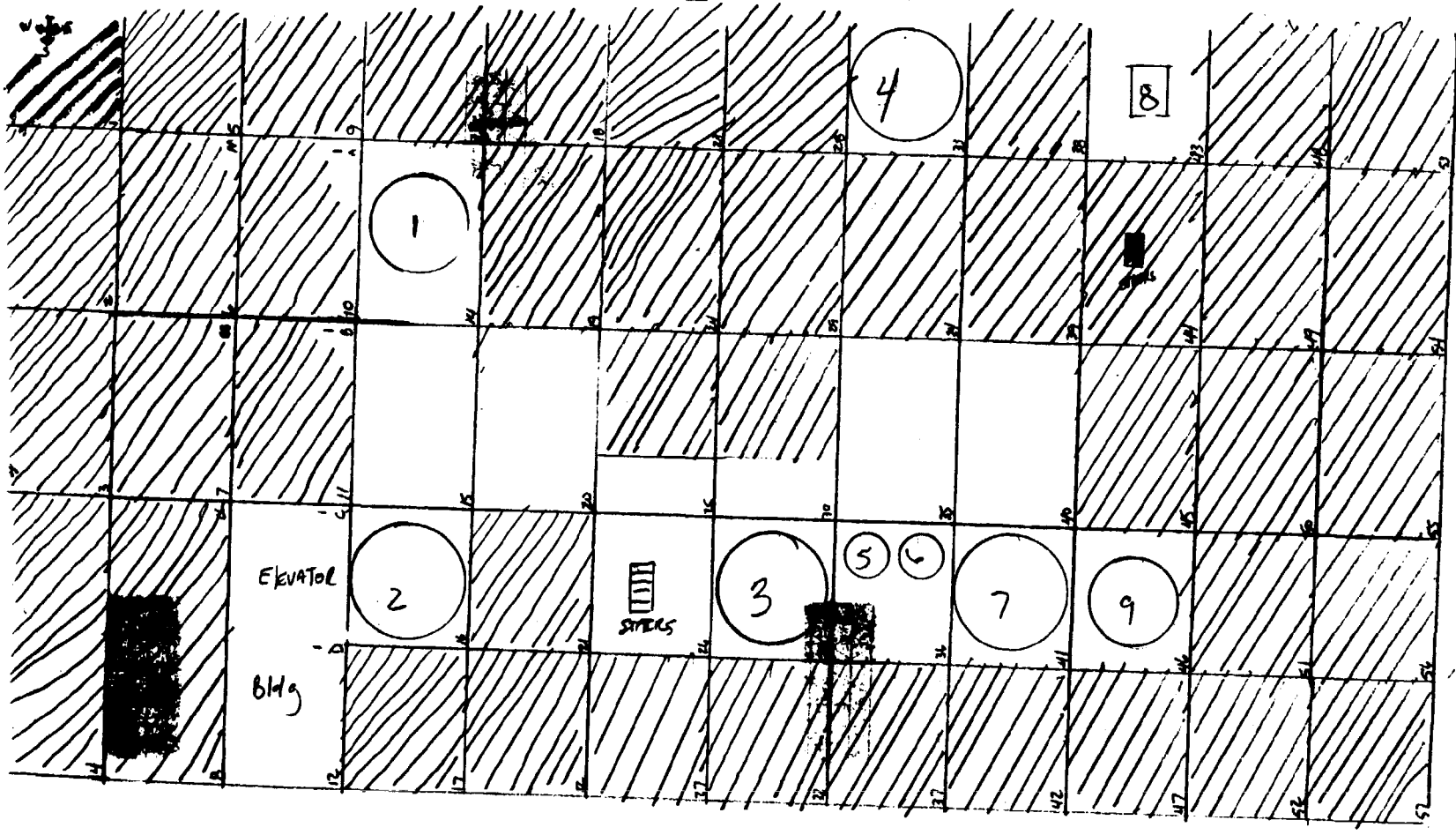

550 Bldg 5TH F

1. WHCS Col
2. PMD Col
3. CHP Col
4. SDHCS Col
5. ?
6. ?
7. PDHCS Col
8. 550 Bldg VNT STACK
9. STM STILL Col

DUP 0326128

550 TNK FARM

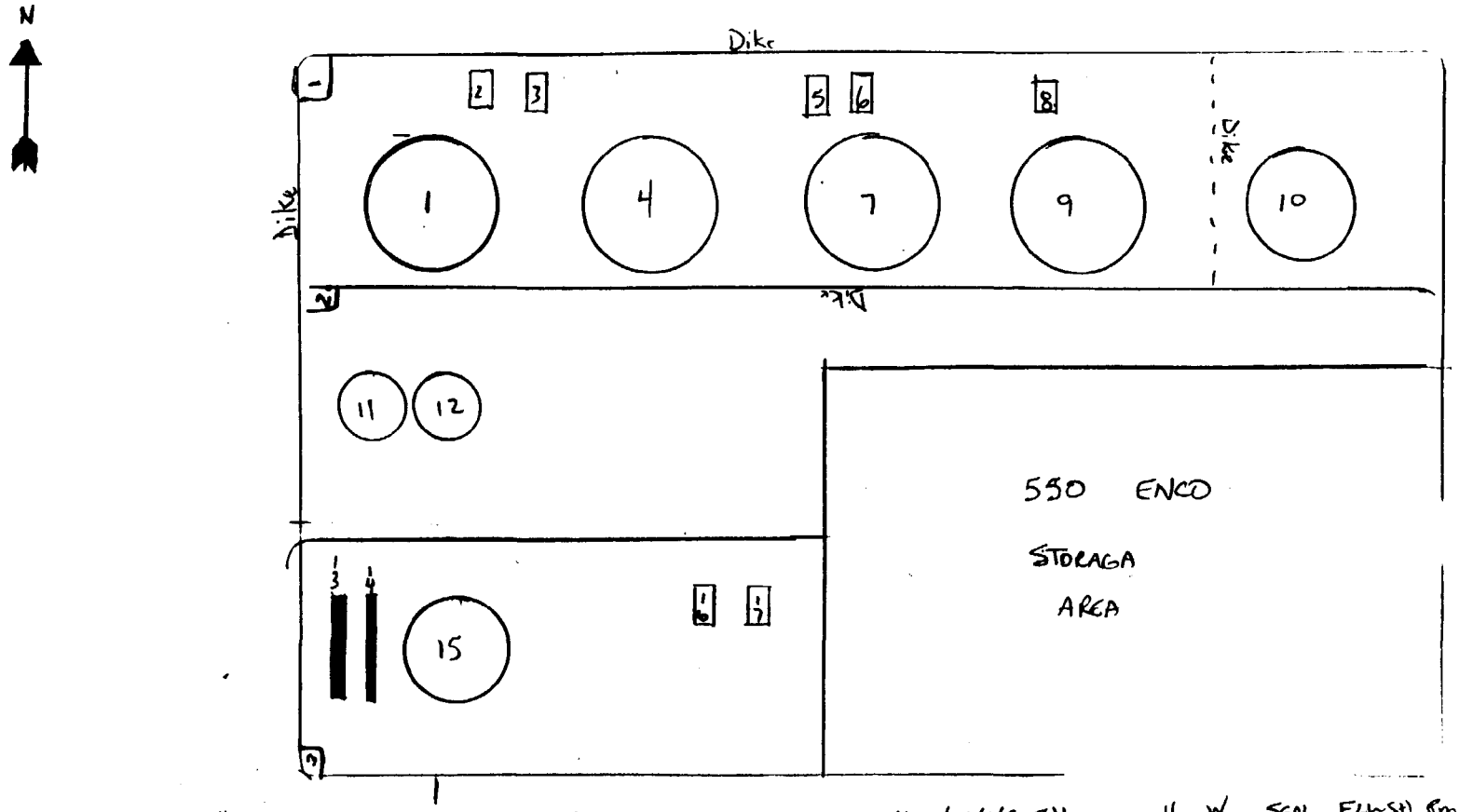

1. 50-A WKA
2. W Converter KA FD Pmp
3. E Converter KA FD Pmp
4. 50-B WKA
5. W WET KA Circ. Trans. Pmp
6. E WET KA Circ Trans Pmp
7. 50-C WKA
8. KA STG. TNK Decant Pmp
9. 50-D WKA
10. N_2 TNK
11. W NVR Filter
12. E NVR Filter
13. W H_2O Cooler
14. E H_2O Cooler
15. Seal Flush Hold up TNK
16. W Seal Flush Pmp
17. E Seal Flush Pmp

DUP 0326129

551 Bldg

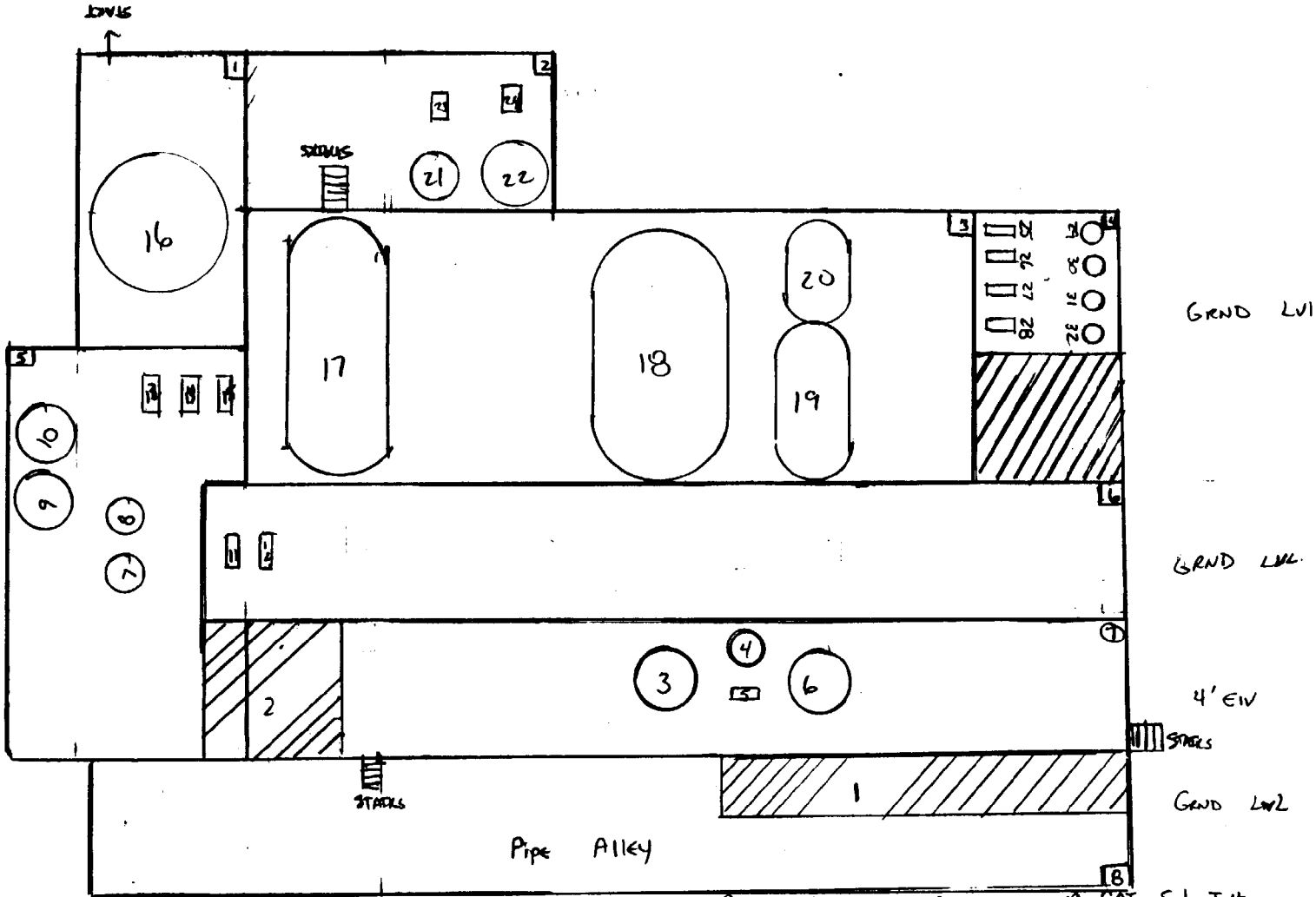

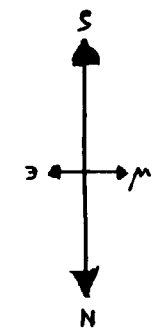

25. S AQUEOUS WST. Pmp
26. N AQUEOUS WST Pmp
27. WATER #2 Pmp
28. WATER #1 Pmp
29. ? Filter
30. ? Filter
31. ? Filter
32. ? Filter

Bldg Works S to N, E T

1. Analyzer Bldg
2. BARREL STG AREA
3. E ? TNK
4. Oil Recov. H.U.T.
5. RECOV. WASTE Pmp
6. W ? TNK
7. N HUT DEINV. Cooler
8. S HUT DEINV Cooler
9. V-1 311 TNK
10. V-2 311 TNK
11. E RECY. DEC. FD Pmp
12. W RECY. DEC. FD Pmp
13. E RECY CYA. TRANS. Pmp
14. CENT. RECY CYA. TRANS Pmp
15. W RECY CYA TRANS. Pmp
16. RECY. TNK Cyclohexane WATER.
17. EDTA. STG. TNK
18. 3A TNK
19. CAT. Sol TNK
20. AQUEOUS WASTE DECANT.
21. DEPHA STG TNK
22. K9 CAT Mix TNK
23. DEPHA Pmp
24. CAT. Pmp

DUP 0326130

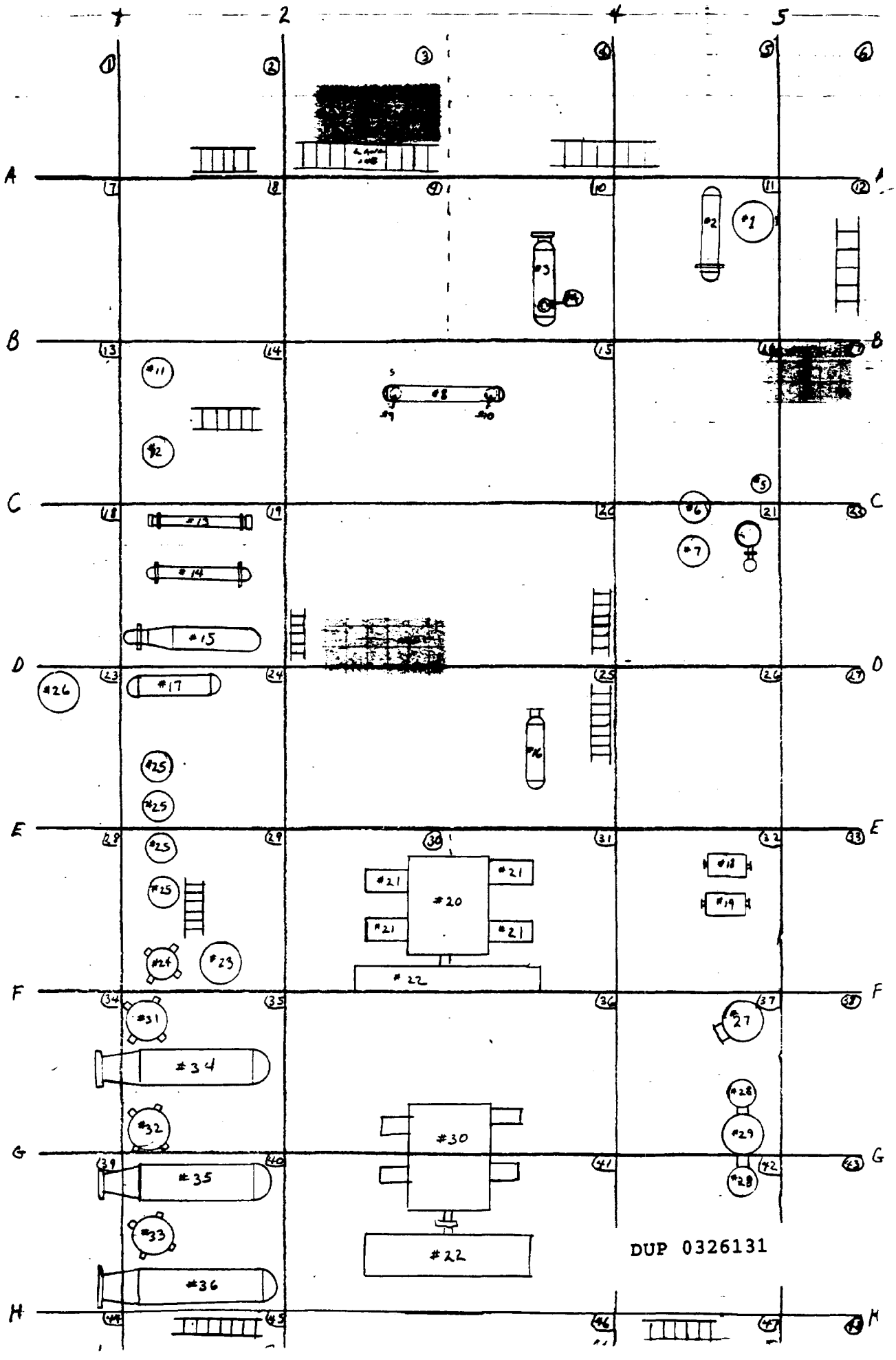
1
2
4
5
A
B
C
D
E
F
G
H
#1
#2
#3
#5
#6
#7
#8
#11
#12
#13
#14
#15
#17
#18
#19
#20
#21
#22
#23
#24
#25
#26
#27
#28
#29
#30
#31
#32
#33
#34
#35
#36
DUP 0326131

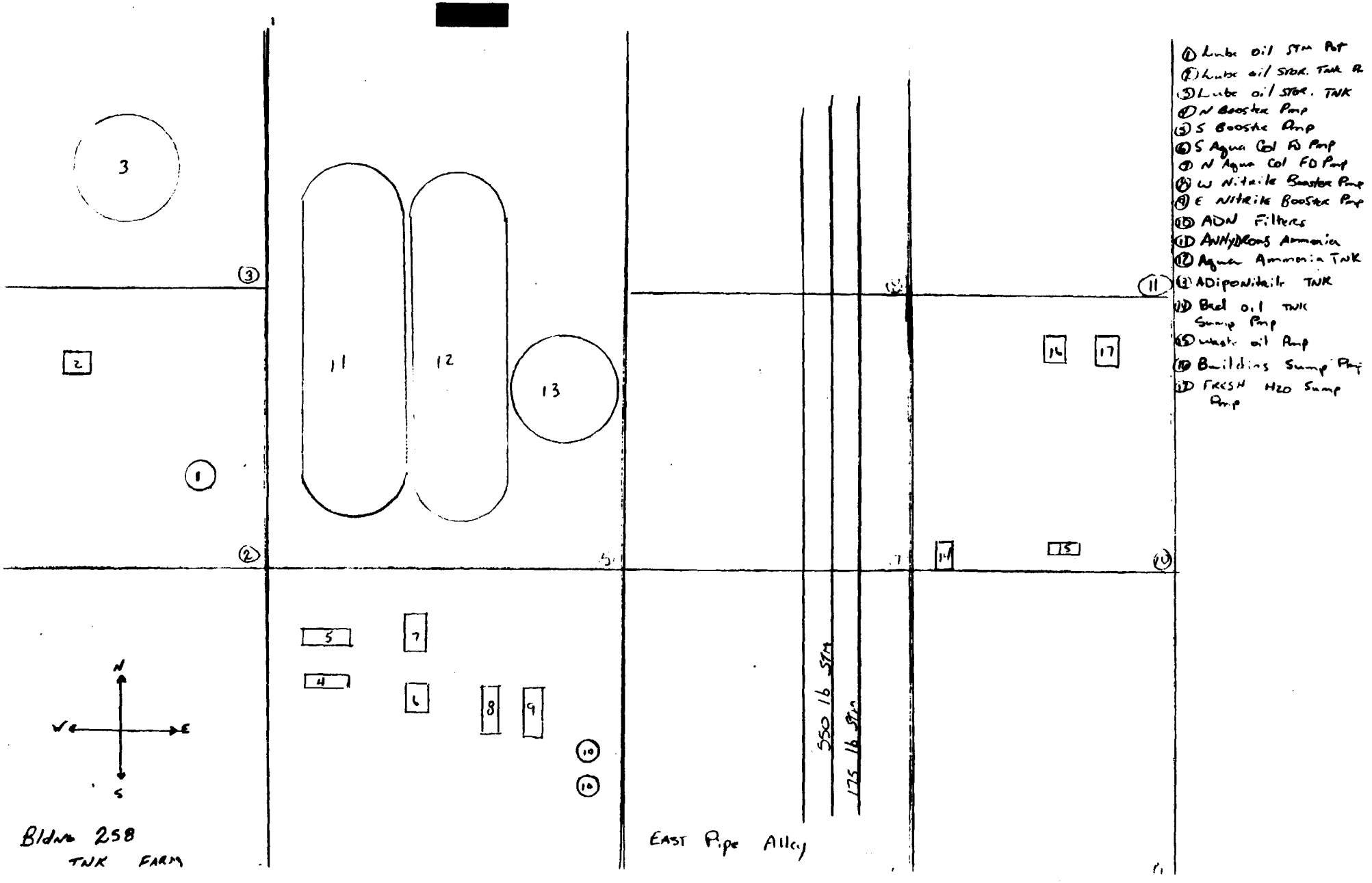
1 Lube oil Stm Pot
2 Lube oil Stor. Tank
3 Lube oil Stor. TNK
4 N Booster Pump
5 S Booster Pump
6 S Aqua Col FD Pump
7 N Aqua Col FD Pump
8 W Nitrile Booster Pump
9 E Nitrile Booster Pump
10 ADN Filters
11 ANHydrous Ammonia
12 Aqua Ammonia TNK
13 ADiponitrile TNK
14 Bad oil TNK Sump Pump
15 waste oil Pump
16 Buildings Sump Pump
17 FRESH H2O Sump Pump
3
2
1
11
12
13
16
17
5
7
4
6
8
9
10
11
14
15
N
W
E
S
550 lb Stm
175 lb Stm
Bldng 258
TNK FARM
EAST Pipe Alley

DUP 0326132

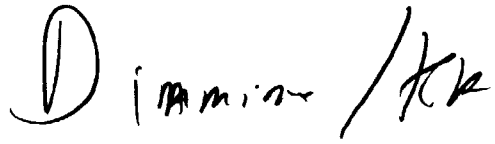

DUP 0326133

551 Bldg

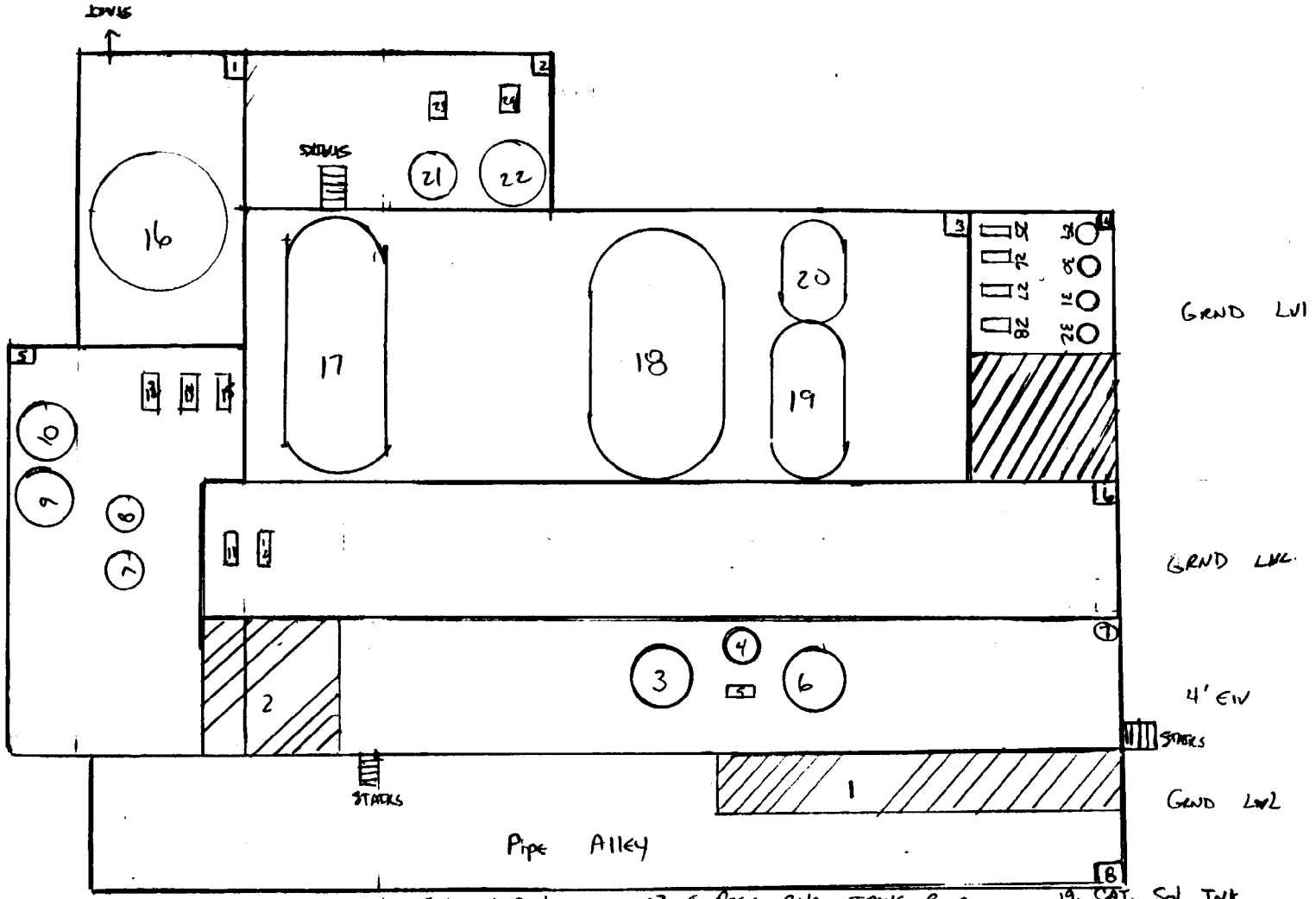

25. S AQUEOUS WST. Pmp
26. N AQUEOUS WST Pmp
27. WATER #2 Pmp
28. WATER #1 Pmp
29. ? Filter
30. ? Filter
31. ? Filter
32. ? Filter

Bldg works S to N, E To W

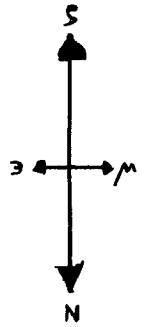

1. Analytical Bldg
2. Radioactive STG AREA
3. E ? TNK
4. Oil Recov. H.U.T.
5. Recov. Waste Pmp
6. W ? TNK
7. N HWT Deinv. Cooker
8. S HWT Deinv Cooker
9. V-1 311 TNK
10. V-2 311 TNK
11. E Recy. Dec. FD Pmp
12. W Recy. Dec. FD Pmp
13. E Recy CyA. Trans. Pmp
14. Cent. Recy CyA. Trans Pmp
15. W Recy CyA Trans. Pmp
16. Recy. TNK Cyclohexane Water.
17. EDTA. STG. TNK
18. 3A TNK
19. CAT. Sol TNK
20. AQUEOUS WASTE DECANT.
21. DEPHA STG TNK
22. K9 CAT Mix TNK
23. DEPHA Pmp
24. CAT. Pmp

DUP 0326134

1. S #3 AC AIR Comp Lube oil Pmp
2. N #3 AC AIR Comp Lube oil Pmp
3. XTRA Pmp
4. AC Lube oil Console
5. W Lube oil Drum
6. C Lube oil Drum
7. E Lube oil Drum
8. AC AFTER cooler
9. #1 CLARK MAIN oil Pmp
10. #1 CLARK Comp Aux Pmp
11. #1 CLARK Lube oil Consol
12. #2 CLARK MAIN oil Pmp
13. #2 CLARK Aux Pmp
14. #2 CLARK Lube oil Console
15. ?
16. S MIST ELIMINATOR
17. N MIST ELIMINATOR
18. AIR REC TNK
19. S INST AIR Dryer
20. N INST AIR Dryer
21. ?
22. ?
23. W PALL DRYER
24. E PALL DRYER
25. VENT STACK

N

DIAMINE / KA
GROUP S
UNIT 2

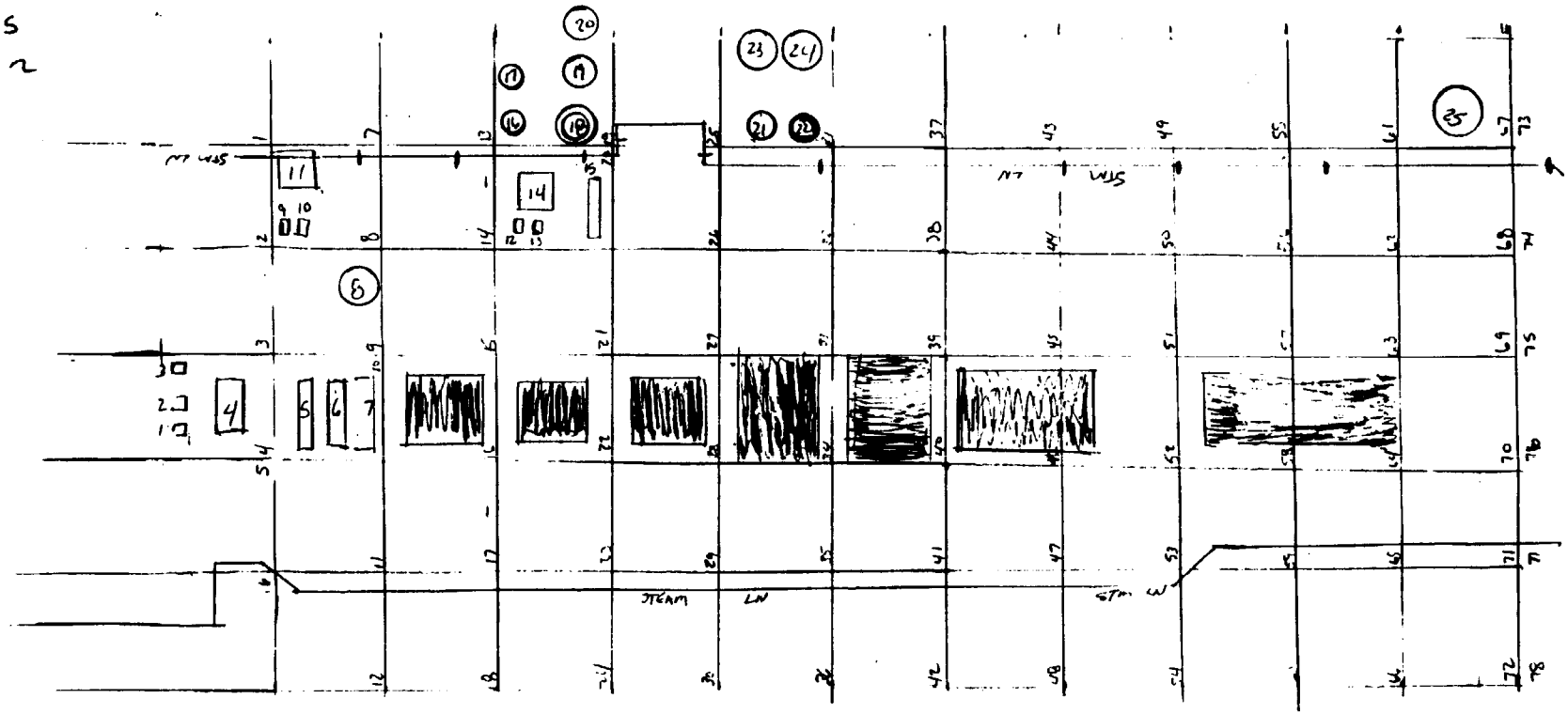

DUP 0326135

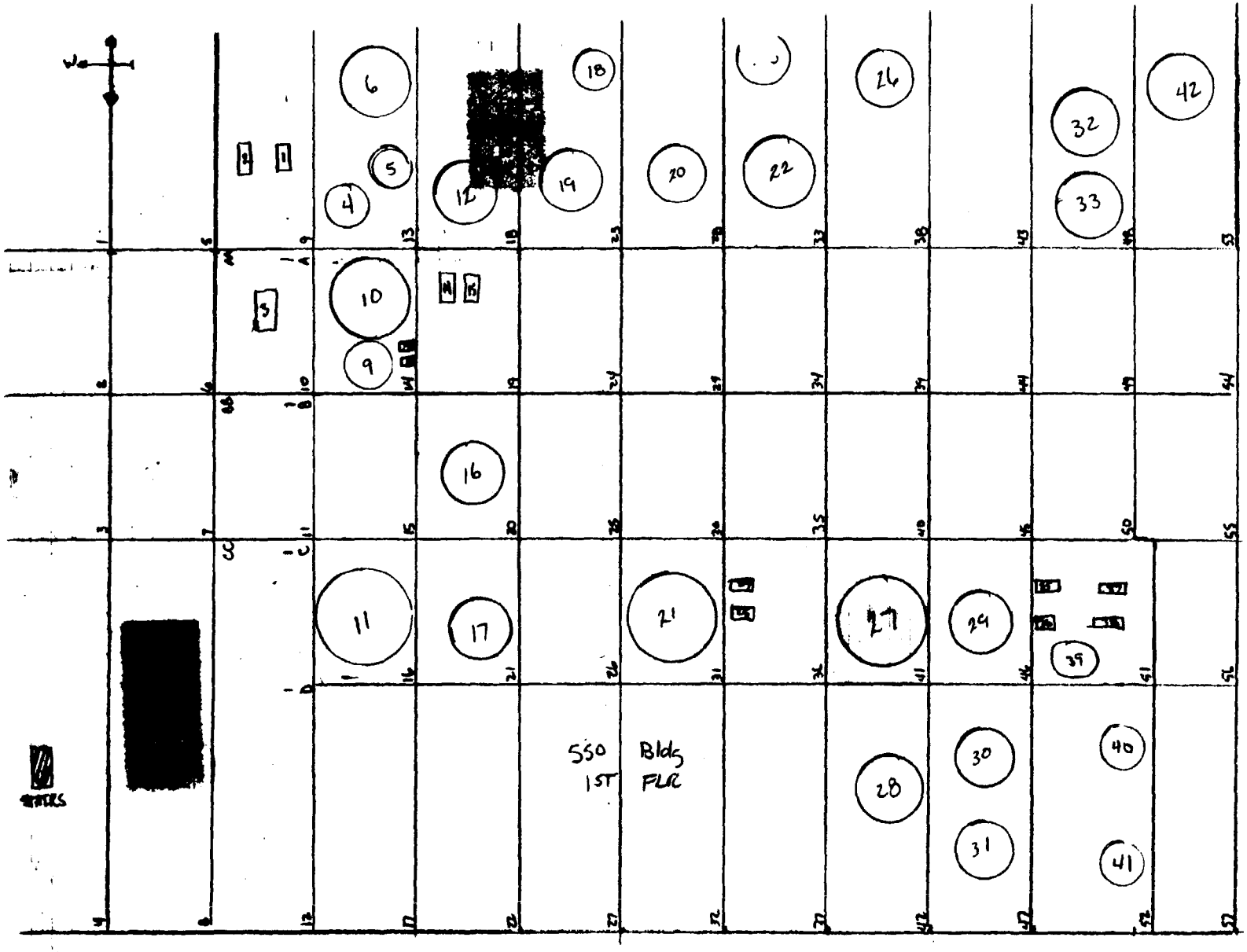

1. CENTRIFUGAL Compressor
2. Exchngr
3. Rich Boost Comp & Circ Gas Comp. Pmp
4. WHCS REBOILER
5. WHCS REBLR Seal TNK
6. LEAN Oil STRG TNK
7. N WHCS TLS Pmp
8. S WHCS TLS pmp
9. WHCS COL COLUMBIA
10. WHCS Column
11. P.M.D. Column
12. WOS Column
13. WOS TLS Cooler
14. W WOS MK REFLUX Pmp
15. E WOS MK REFLUX Pmp
16. WHCS MK SEAL TNK
17. H.P.S Col
18. Rich Oil STRG TNK
19. Contam. WKA STG TNK
20. L.P.S. Column
21. CHMP Column
22. SDHCS Col
23. SDHCS Seal TNK
24. N PDHCS REFLUX Pmp
25. S PDHCS REFLUX Pmp
26. SDHC COND TNK
27. PDHCS Col
28. STM STILL COND SEAL TNK
29. STM STILL Column
30. STM STILL COLUMBIA
31. STM STILL COND Seal POT
32. LOWER LEVEL TNK
33. 360 TNK
34. Nitrogen TNK
35. N H2O MK REFLUX Pmp
36. S H2O MK REFLUX Pmp
37. N Oil MK REFLUX Pmp
38. S Oil MK REFLUX Pmp
39. NVR SEP CHEST
40 NVR EVAP SEAL POT
41. STM STILL MK SEAL POT
42. FLASH TNK

DUP 0326136

550

2nd PLUGR

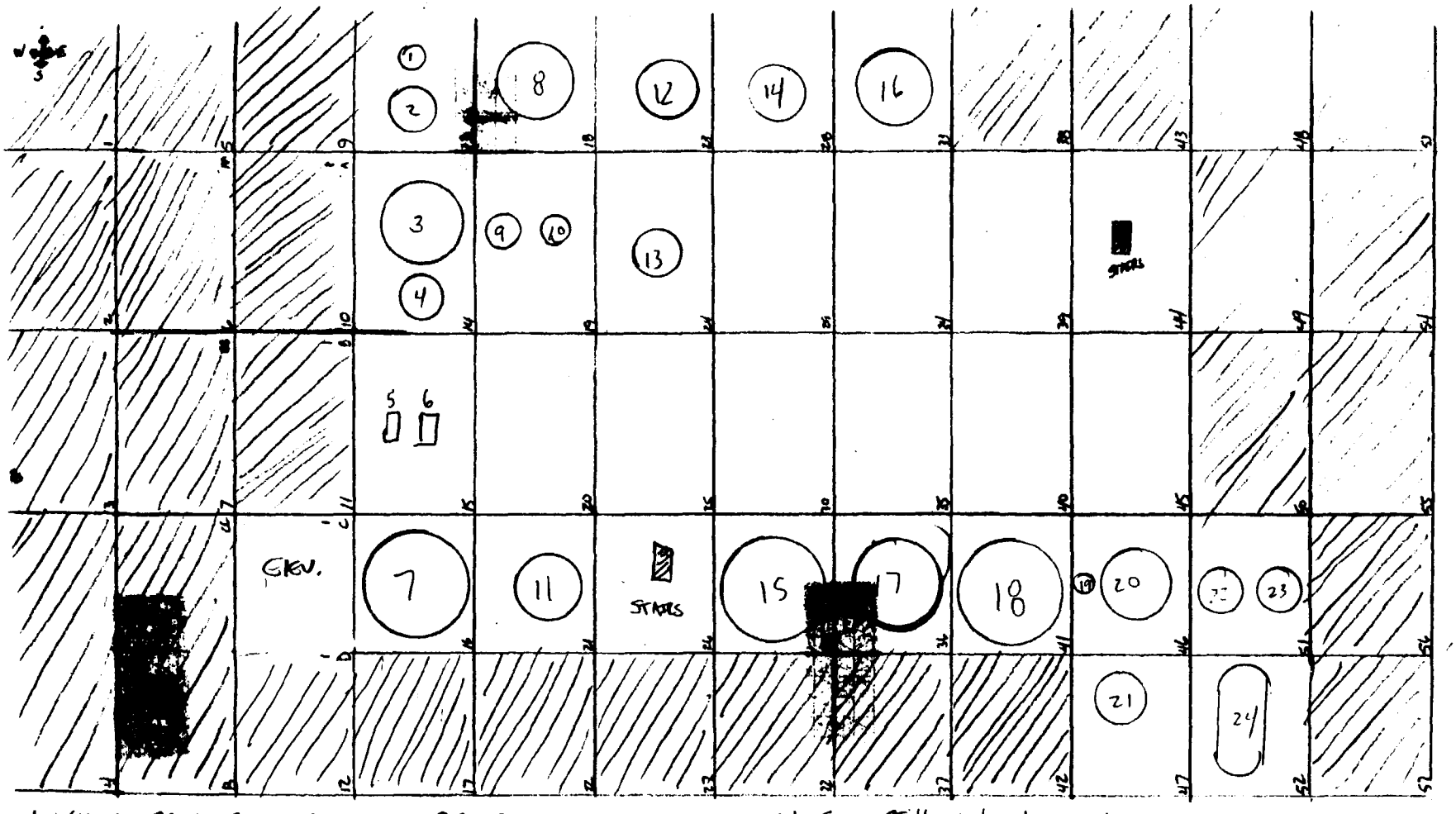

1. WHCS RBLR SEAL TNK
2. WHCS REBOILER
3. WHCS Column
4. WHCS Col Calandria
5. W CATALYST INJ. Pmp
6. E CAT. INJ Pmp
7. PMD Column
8. WOS Col.
9. ?
10. WOS MK SEAL TNK
11. HPS Col
12. CONTAMINATED STG TNK
13. PMD-1 PRHTR COND TNK
14. LPS Col
15. CHHP Col
16. SDHCS Col
17. PDHCS H.U.T.
18. PDHCS Col
19. PDHCS Calandria
20. STEAM STILL Col
21. STM Still Calandria
22. NVR SEP CHEST
23. NVR SEPERATOR
24. STM Still COND EXCHNGR.

DUP 0326137

SSO Bldg
3rd FLR

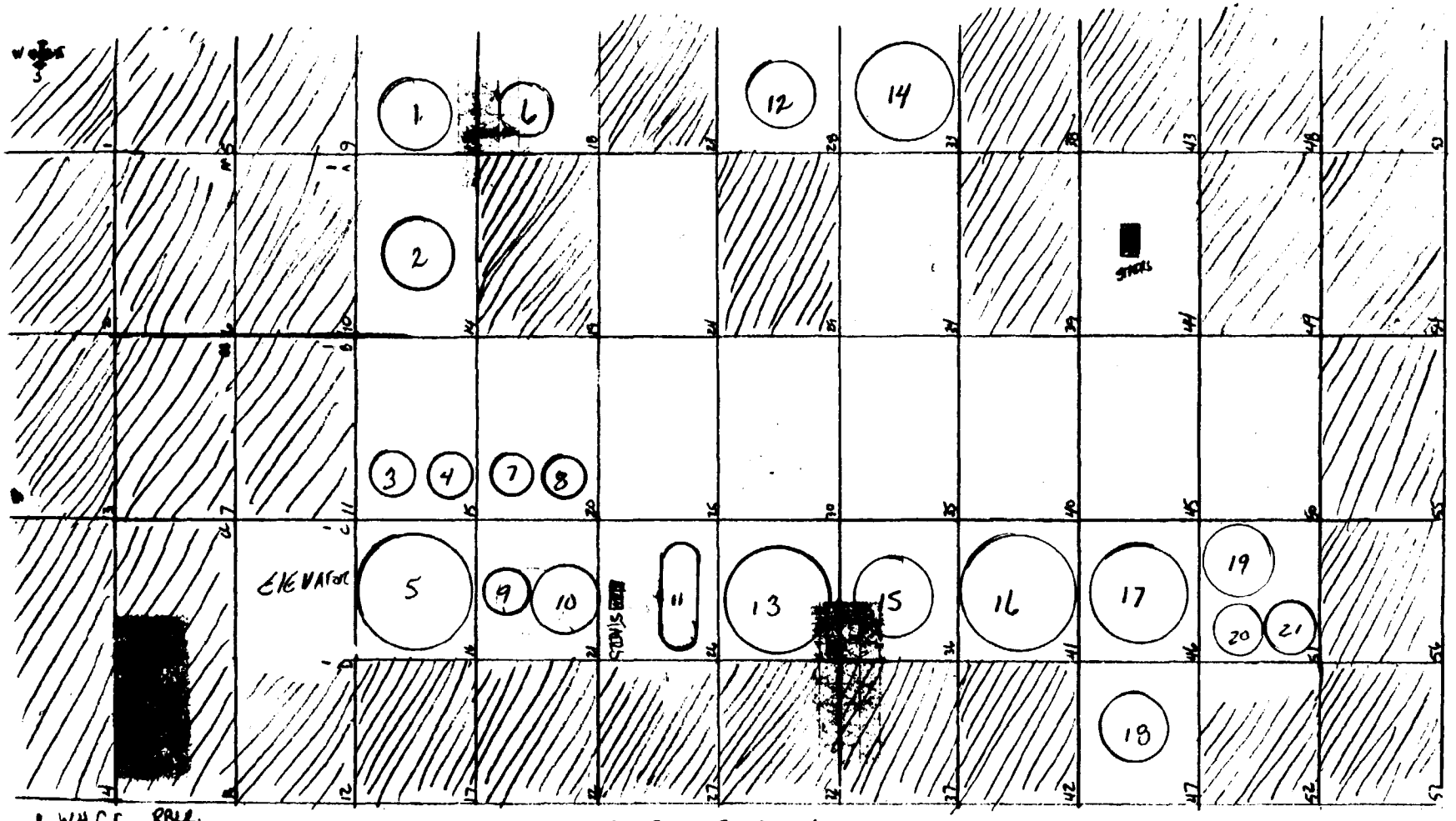

1. WHCS RBLR.
2. WHCS Col
3. #2 CAT TNK
4. #1 CAT TNK
5. PMJ Col.
6. WOS Col.
7. WHCS OFF GAS TNK
8. WHCS OFF GAS COND
9. HOT FD Preheater
10. H.P.S Col
11. CHHP Preheater
12. W.P.S. Col
13. CHHP Col
14. SDHCS Col
15. PDHCS H.CT.
16. PDHCS Col
17. STM STILL Col.
18. STM STILL Col ANDERA
19. STM STILL DECANTER
20. NVR SEP CHEST
21 NVR SEPARATOR

DUP 0326138

550 4th Floor

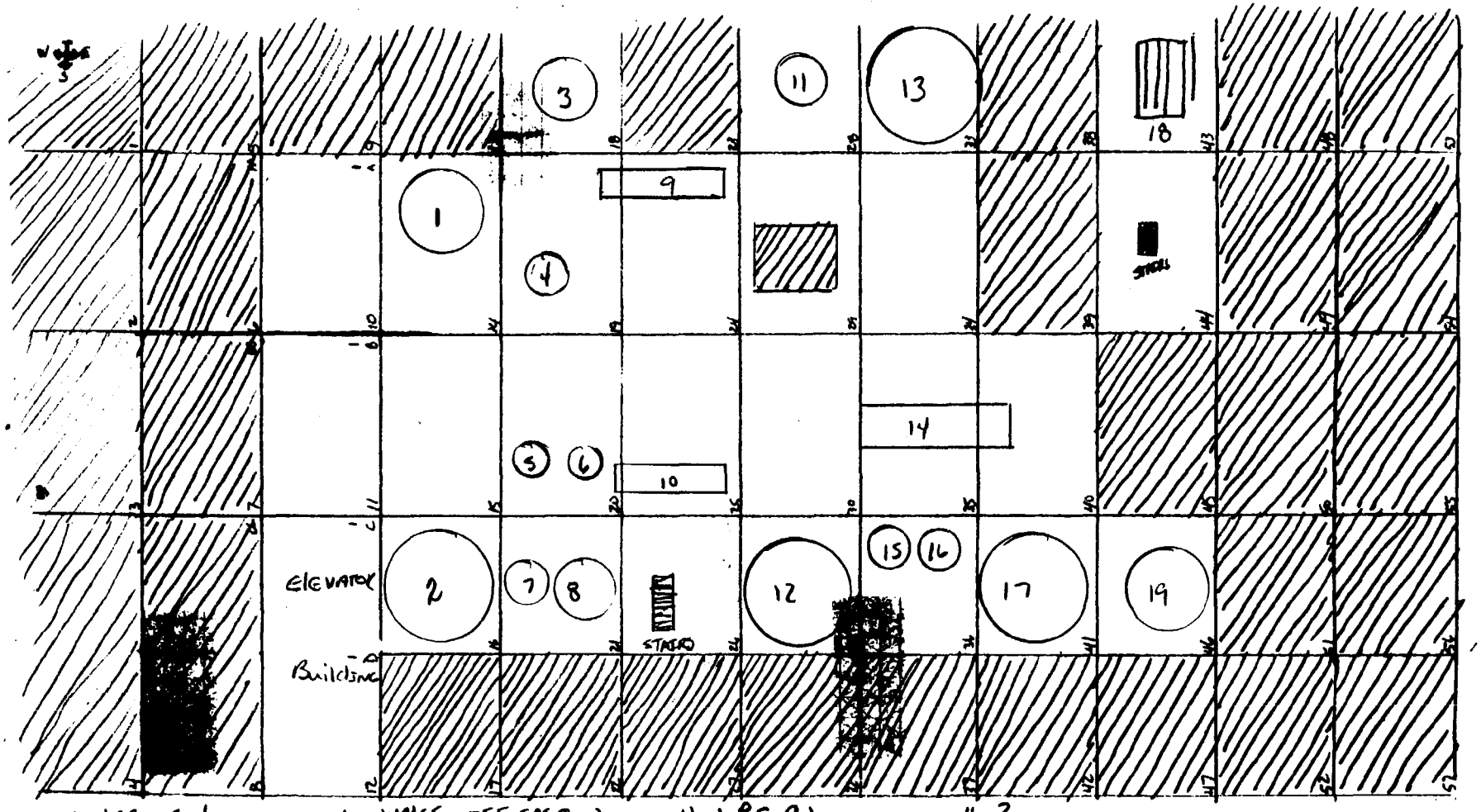

1. WHCS Col
2. PMD Col
3. WOS Col
4. Wash oil Condensor
5. WHCS OFF Gas Tnk
6. WHCS OFF GAS COND
7. HOT FD PREHEATOR
8. H.P.S. Col
9. N. PRIMARY CONDENSOR
10. S PRIMARY CONDENSOR
11. L.P.S. Col
12. C.H.H.P. Col
13. SDHCS Col
14. STM STILL CONDENSOR
15. ?
16. ?
17. PDHCS Col
18. 550 Bldg VENT STACK
19. STM STILL Col

DUP 0326139

[redacted]

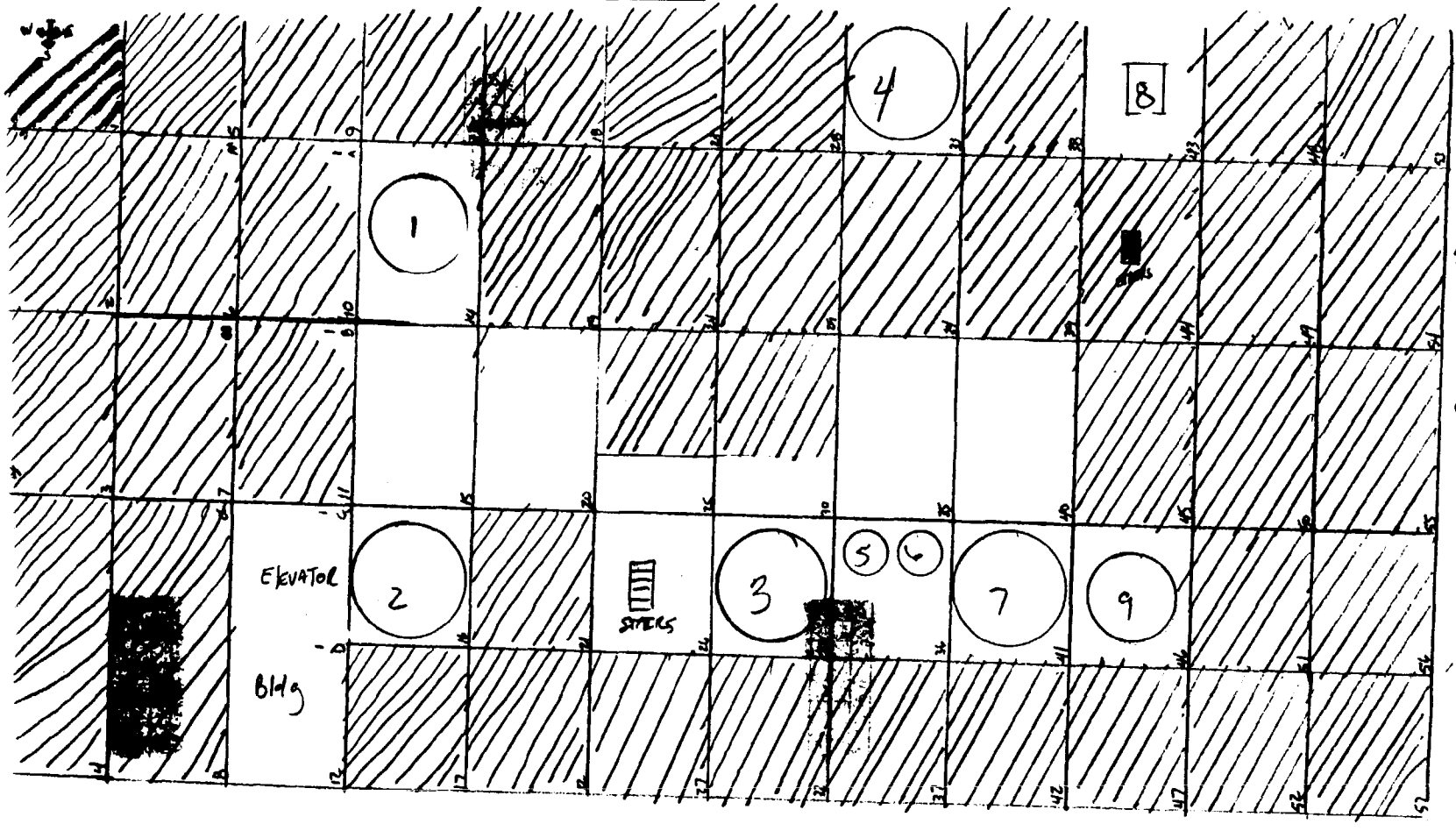

550 Bldg 5TH

1. WHCS Col
2. PMD Col
3. CHAP Col
4. SDHCS Col
5. ?
6. ?
7. PDHCS Col
8. 550 Bldg VNT STACK
9. STM STILL Col

DUP 0326140

550 TNK FARM

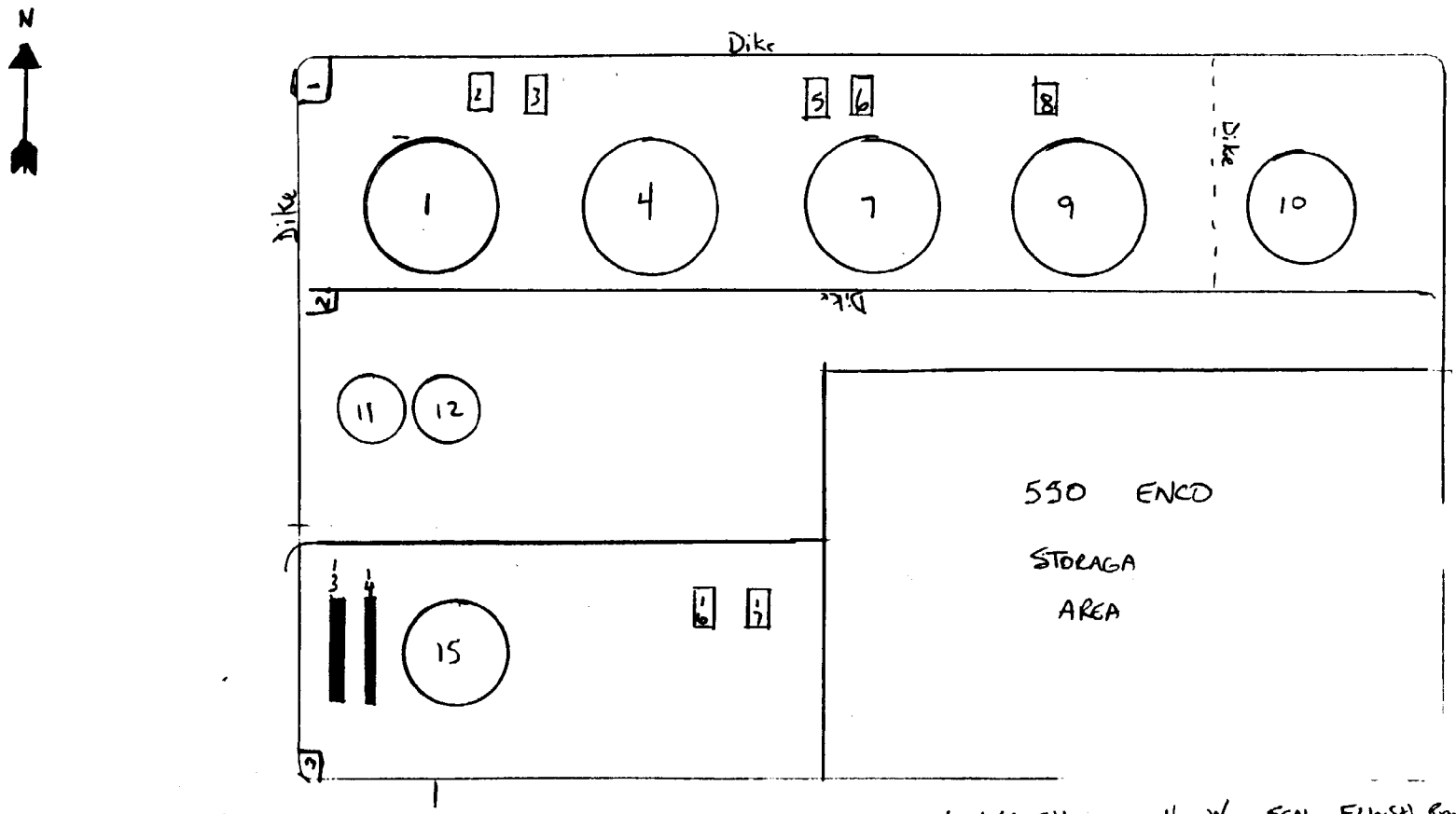

1. 50-A WKA
2. W Converter KA FD Pmp
3. E Converter KA FD Pmp
4. 50-B WKA
5. W WET KA Circ. Trans. Pmp
6. E WET KA Circ Trans Pmp
7. 50-C WKA
8. KA STG. TNK Decant Pmp
9. 50-D WKA
10. N_2 TNK
11. W NVR F. Htr
12. E NVR F. Htr
13. W H_2O Cooler
14. E H_2O Cooler
15. Seal Flush Hold up TNK
16. W Seal Flush Pmp
17. E Seal Flush Pmp

DUP 0326141

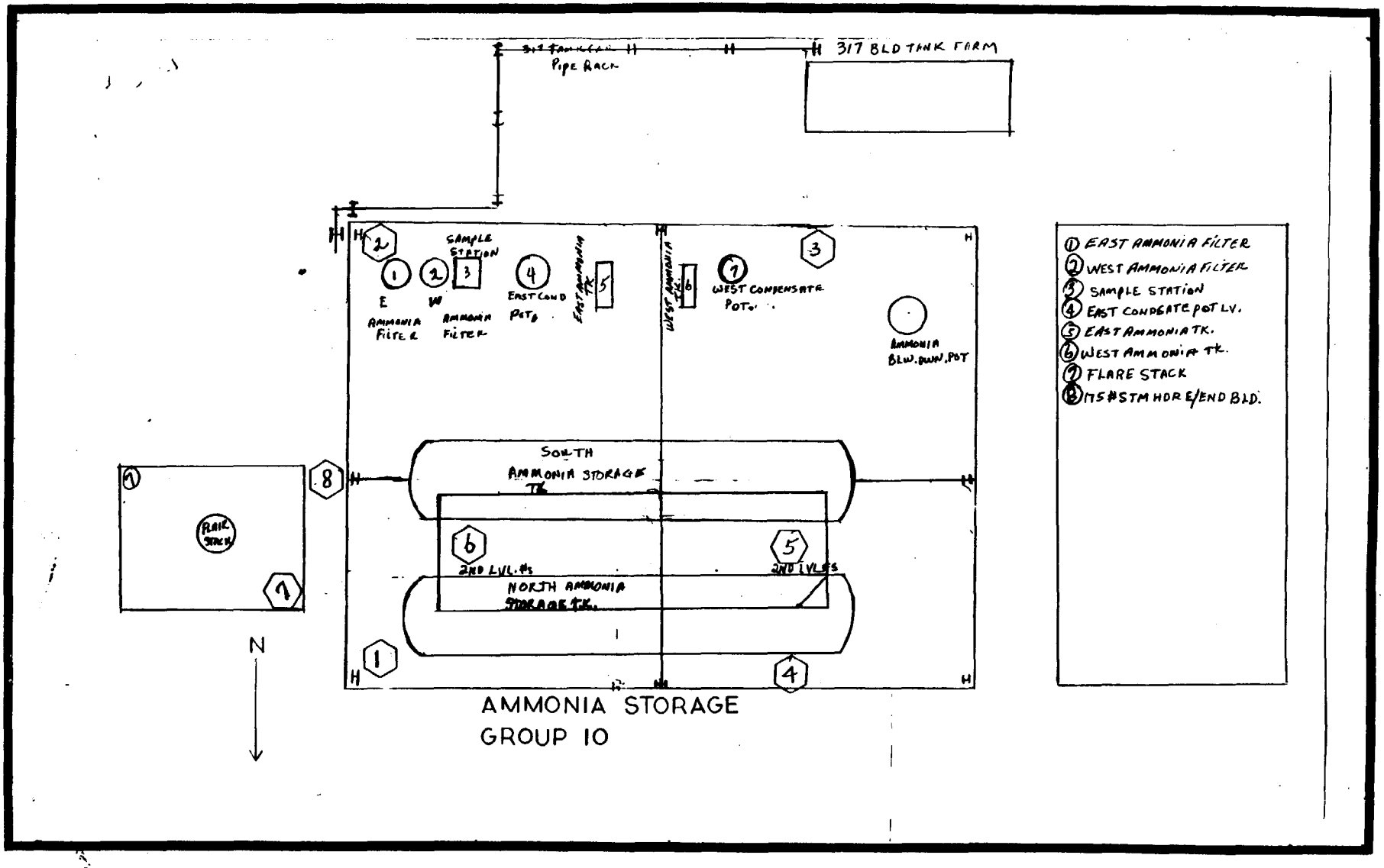
317 BLD TANK FARM
Pipe Rack
SAMPLE STATION
E
W
AMMONIA FILTER
AMMONIA FILTER
EAST COND POT
EAST AMMONIA TK.
WEST AMMONIA TK.
WEST CONDENSATE POT
AMMONIA BLW. DWN. POT
SOUTH AMMONIA STORAGE TK.
2ND LVL. #5
2ND LVL #5
NORTH AMMONIA STORAGE TK.
RAIL STOCK
N
AMMONIA STORAGE
GROUP 10
① EAST AMMONIA FILTER
② WEST AMMONIA FILTER
③ SAMPLE STATION
④ EAST CONDEATE POT LV.
⑤ EAST AMMONIA TK.
⑥ WEST AMMONIA TK.
⑦ FLARE STACK
⑧ 175#STM HDR E/END BLD.

DUP 0326142

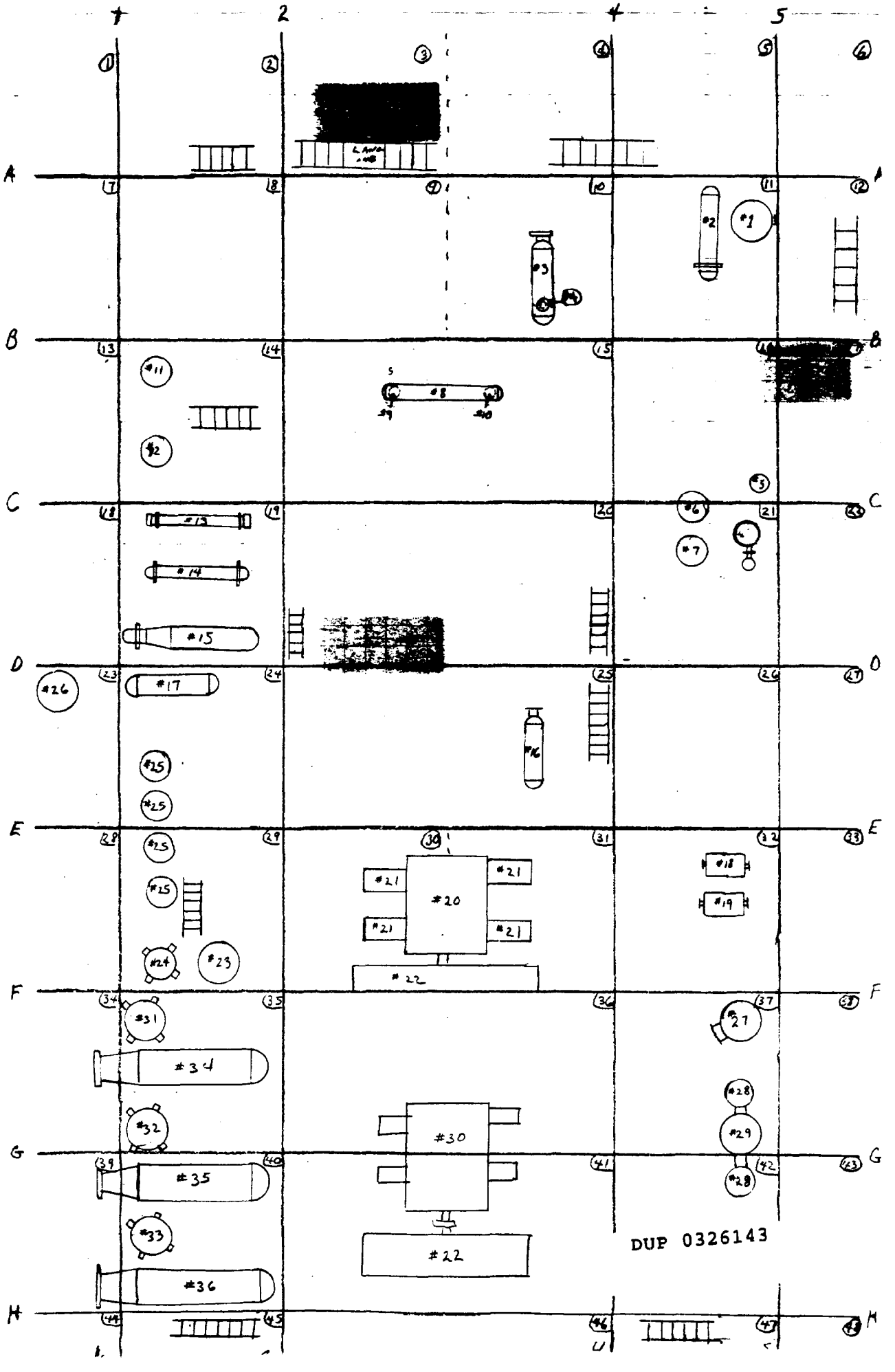
1
2
4
5
A
B
C
D
E
F
G
H
#1
#2
#3
#4
#5
#6
#7
#8
#9
#10
#11
#12
#13
#14
#15
#16
#17
#18
#19
#20
#21
#22
#23
#24
#25
#26
#27
#28
#29
#30
#31
#32
#33
#34
#35
#36
DUP 0326143

AREA II Sub-AREA I 261 BLDG FIRST FLOOR

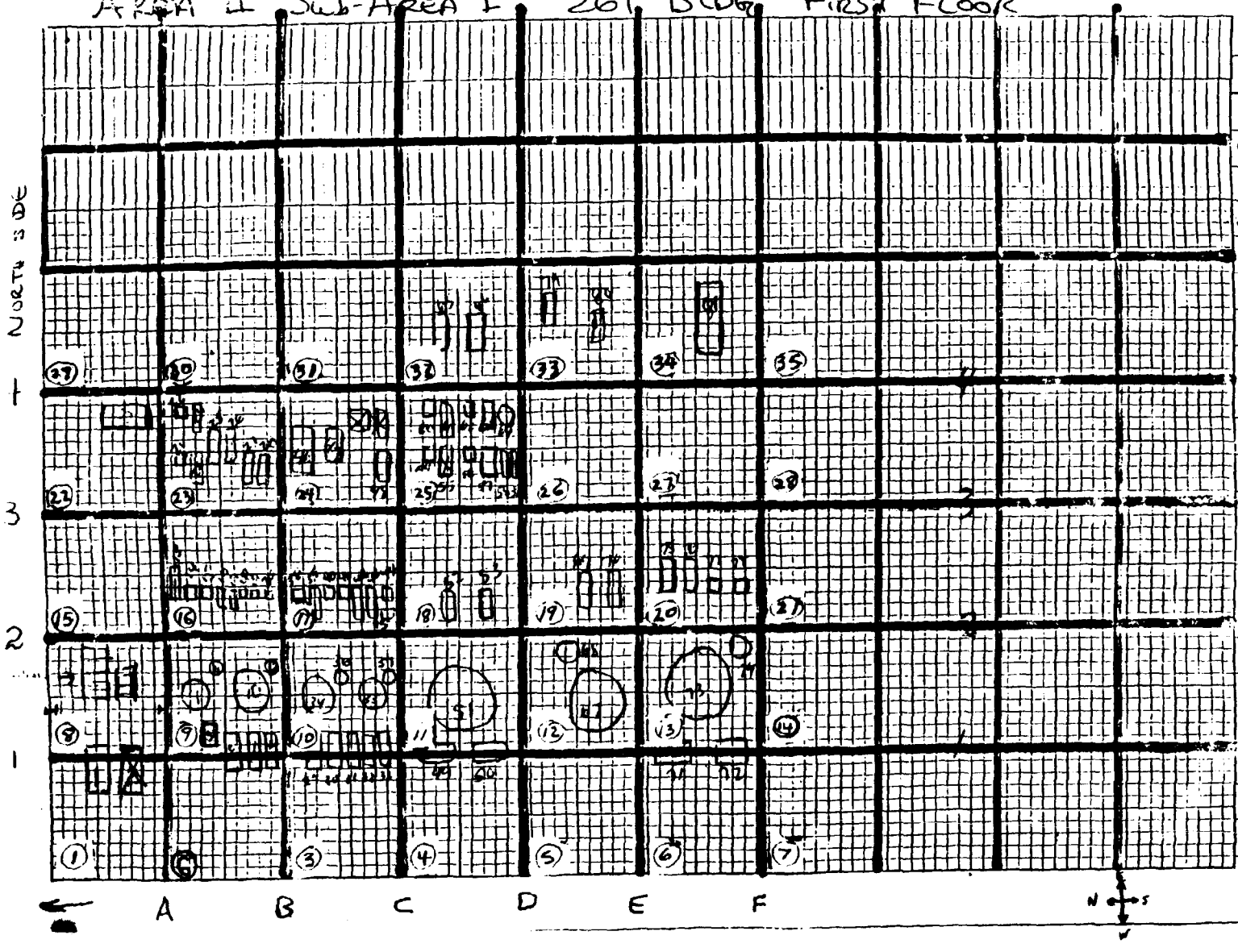

1 [illegible] Vent Sump Pump
2 [illegible]
3 BLDG Sump Pump
4 N. Cal. Pmp Col. F
5 S. Cal. Pmp Col. F
6 N. Cond. Circ. Pmp Col. [illegible]
7 S. Cond. Circ. Pmp Col. [illegible]
8 N. Cond. Circ. Pmp Col. E
9 Col. F
10 Col. E
11 F Col. Cal. Stm. Cond.
12 E Col. Cal. Stm. Cond.
13 H. Well Sump Pmp
14 N. Tails Pmp Col. F
15 S. Tails Pmp Col. F
16 N. Make Up Pmp Col. E
17 S. Make Up Pmp Col. E
18 N. Tails Pmp Col. E
19 S. Tails Pmp Col. E
20 N. Tails Pmp Col. A
21 Trm Circ. Pmp Col. F
22 Trm Circ. Pmp Col. E
23 F Col. Trm Cond. Clr

DUP 0326144

[redacted]

72. S. COL. D COND. CIRC. PMP
73 COL. D
74. D COL. STM. COND. TK.
75. N. MAKE PMP COL. D
76. S. MAKE PMP COL. D
77. N. TAILS PMP COL D
78. S. TAILS PMP COL D
79. 261 T
80. 261 T
81. E. C. R.

24 E. COL. TRIM CLR.
25 N. TEMP H_2O CIRC PMP
26 S. TEMP H_2O CIRC PMP
27 N. CRUDE DIAMINE FEED TK
28 S. CRUDE DIAMINE FEED TK
29 S. COND. CIRC. PMP COL E
30 N. COND. CIRC. PMP COL. A
31 S. COND. CIRC. PMP COL. A
32 N. COND CIRC. PMP COL. C
33 S. COND CIRC. PMP COL. C
34 COL. A
35 COL. C
36 A COL. CAL. STM. COND TK.
37 C COL. CAL. STM. COND. TK.
38 S. TAILS PMP COL. A
39 D COND. CHARGE PMP
40 N. MAKE PMP COL. A
41 S. MAKE PMP COL. A
42 N. AQUA NH_3 TRANS PMP
43 S. AQUA NH_3 TRANS PMP
44 N. TAILS PMP COL. C
45 S. TAILS PMP COL. C
46 A COL. TAILS TK
47 A COL. FEED TK

48. NH_3 Scrub Heat Exchger
49. N. COL, B2 COND. CIRC. PMP
50. S. COL. B2 COND. CIRC. PMP
51. B2 COND TK.
52. N. TAILS PMP COL. B2
53. S. TAILS PMP COL. B2
54 TRIM CIRC PMP COL. A
55. NOT IN SERVICE
56. COL. B2 TRIM COND. PMP
57. B2 COL. TRIM CLR
58. N. DEMI. H_2O CIRC PMP
59. S. DEMI. H_2O CIRC PMP
60. TRIM CIRC. PMP COL. C
61. C COL TRIM CLR
62. TRIM CIRC PMP COL. D
63. D COL, TRIM CLR
64. DEM H_2O MAKE UP TK
65. N. SUMP PMP TO BLDG. 158
66. S. SUMP PMP TO BLDG. 158
67. COL. B1
68. B1 COL. STM. COND. TK.
69 N. TAILS PMP COL. B1
70. S. TAILS PMP COL. B1
71 N. COL. D COND. CIRC. PMP

[redacted]

DUP 0326145


STM TNK 1718 1/2
FL TNK 1516
S 15TH COND PMP
N 15TH COND PMP
A
Bld 261
#2
1516 STM FL TNK
#1
1715 1/2 STM FL TNK
N
S
61
60
59
58
57
56
55
54
BB
52
51
50
49
48
47
46
45
AA
44
43
42
41
40
39
38
37
36
(4)
(3)

DUP 0326146

[redacted]

AREA II SUB AREA I 261 BLDG. SECOND FLOOR

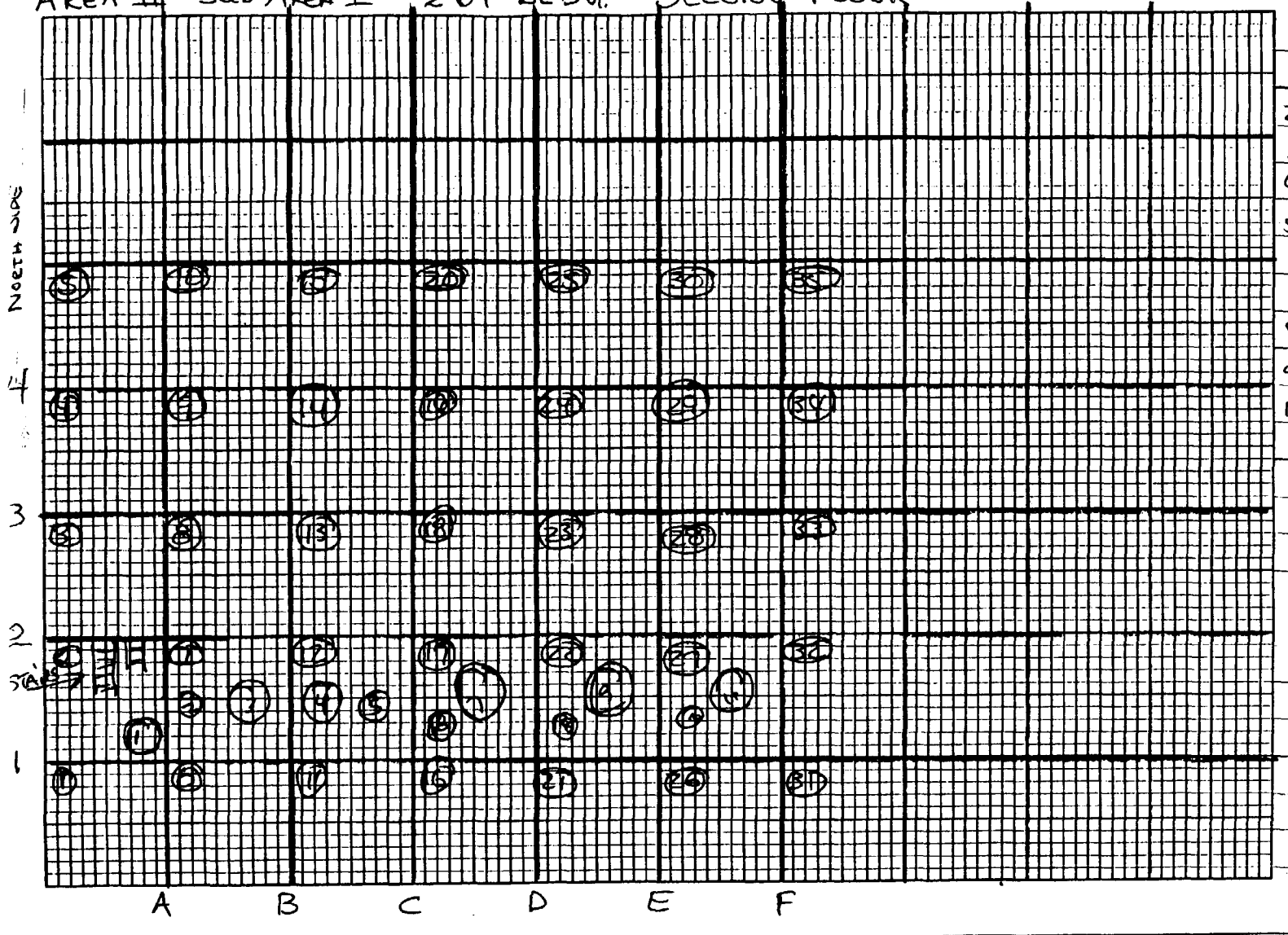

1 SPRAY COND. TK.
2 COL. F CALANDRIA
3 COL. E CALANDRIA
4 COL. A CALANDRIA
5 COL. C CALANDRIA
6 COL C STM. CAL
7 B2 COND. TK
8 COL B' STM CAL
9 COL B1
10 COL D STM CAL
11 COL D

DUP 0326147

AREA II Sub-AREA I 261 BLDG FIRST FLOOR

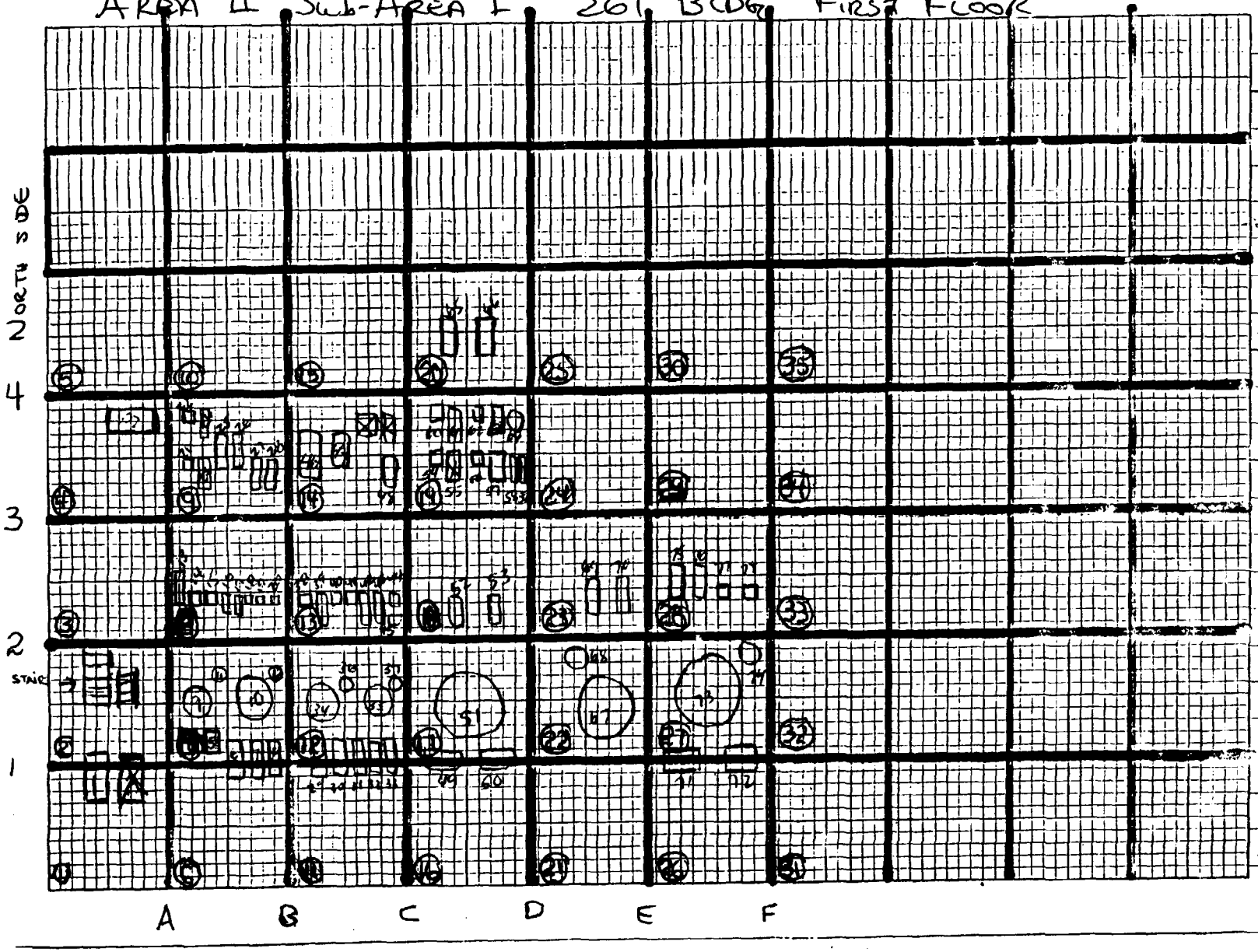

1 [illegible] Vent Sump Pump
2 [illegible]
3 BLDG SUMP PUMP
4 N. CAL. PMP COL. F
5 S. CAL. PMP COL. F
6 N. COND. CIRC. PMP COL. F
7 S COND. CIRC. PMP COL. F
8 N. COND. CIRC. PMP COL. E
9 COL. F
10 COL. E
11 F COL. CAL. STM. COND.
12 E. COL. CAL. STM. COND.
13 HOT WELL SUMP PMP
14 N. TAILS PMP COL. F
15 S. TAILS PMP COL. F
16 N. MAKE UP PMP COL. E
17 S. MAKE UP PMP COL. E
18 N. TAILS PMP COL. E
19 S. TAILS PMP COL. E
20 N. TAILS PMP COL. A
21 TRIM CIRC. PMP COL. F
22 TRIM CIRC. PMP COL. E
23 F COL. TRIM COND. CLR

DUP 0326148

SW

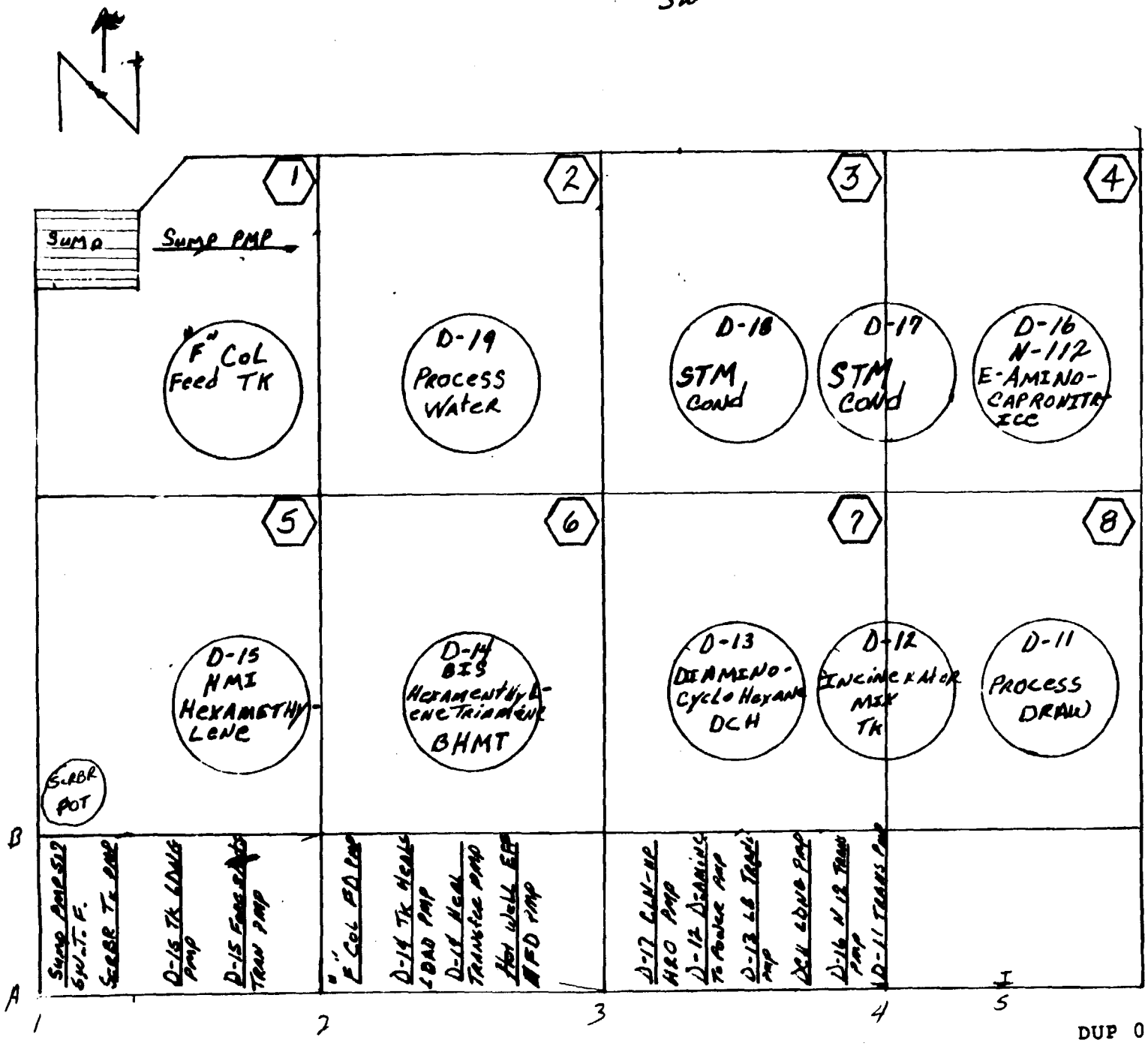

DUP 0326149

1. S #3 AC Air Comp Lube oil Pmp
2. N #3 AC Air Comp Lube oil Pmp
3. XTRA Pmp
4. AC Lube oil Console
5. W Lube oil Drum
6. C Lube oil Drum
7. E Lube oil Drum
8. AC AFTER Cooler
9. #1 Clark Main oil Pmp
10. #1 Clark Comm Aux Pmp
11. #1 Clark Lube oil Console
12. #2 Clark Main oil Pmp
13. #2 Clark Aux Pmp
14. #2 Clark Lube oil Console
15. ?
16. S MIST ELIMINATOR
17. N MIST ELIMINATOR
18. Air Rec Tnk
19. S Inst Air Dryer
20. N Inst Air Dryer
21. ?
22. ?
23. W Pall Dryer
24. E Pall Dryer
25. VENT STACK

N

Diamine /KA
Group 5
Unit 2

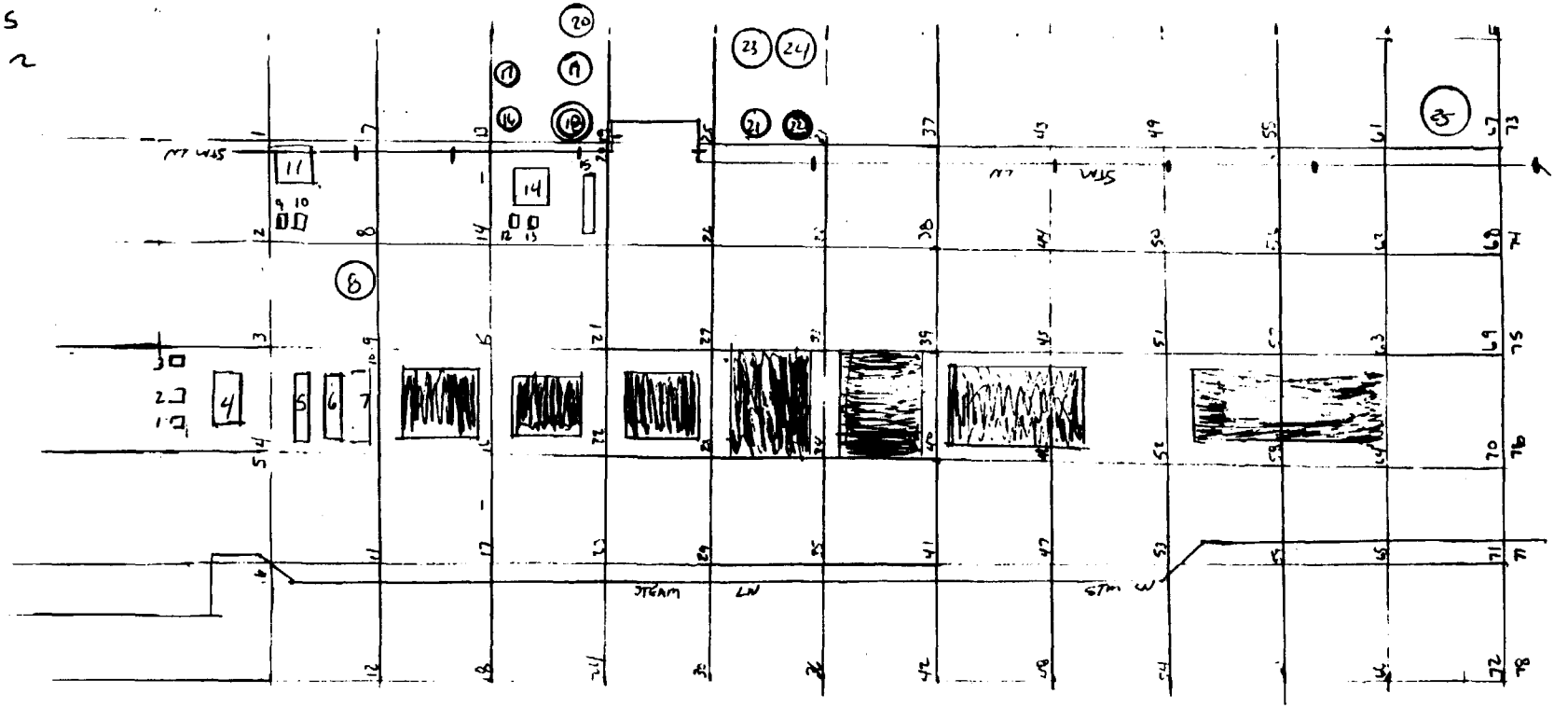

DUP 0326150

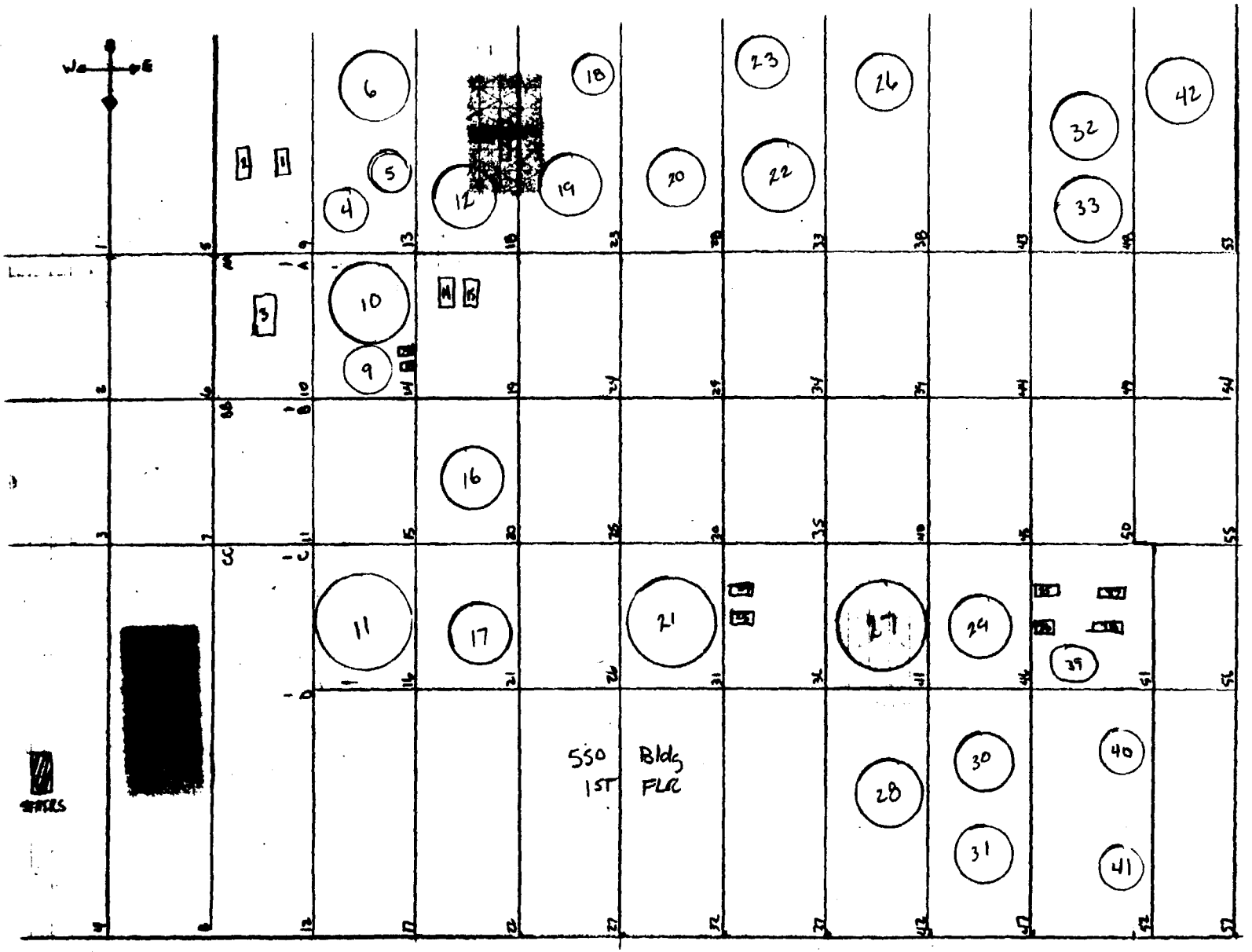

1. CENTRIFUGAL Compressor
2. EXCHNGR
3. AIR Boost Comp & Circ Gas Comp. Pmp
4. WHCS REBOILER
5. WHCS REBR SEAL TNK
6. LEAN OIL STRG TNK
7. N WHCS TLS Pmp
8. S WHCS TLS Pmp
9. WHCS COL COLUMBIA
10. WHCS Column
11. P.M.D. Column
12. WOS Column
13. WOS TLS Cooler
14. W WOS MK REFLUX Pmp
15. E WOS MK REFLUX Pmp
16. WHCS MK SEAL TNK
17. H.P.S Col
18. Rich Oil STRG TNK
19. Contam. WKR STG TNK
20. L.P.S. Column
21. CHMP Column
22. SDHCS Col
23. SDHCS Seal TNK
24. N PDHCS REFLUX Pmp
25. S PDHCS REFLUX Pmp
26. SDHC COND TNK
27. PDHCS Col
28. STM STILL COND SEAL TNK
29. STM STILL Column
30. STM STILL COLUMBIA
31. STM STILL COND SEAL POT
32. LOWER LEVEL TNK
33. 360 TNK
34. NITROGEN TNK
35. N H2O MK REFLUX Pmp
36. S H2O MK REFLUX Pmp
37. N OIL MK REFLUX Pmp
38. S OIL MK REFLUX Pmp
39. NVR SCP CHEST
40. NVR EVAP SEAL POT
41. STM STILL MK SEAL POT
42. FLASH TNK

DUP 0326151

550

550

2nd FLOOR

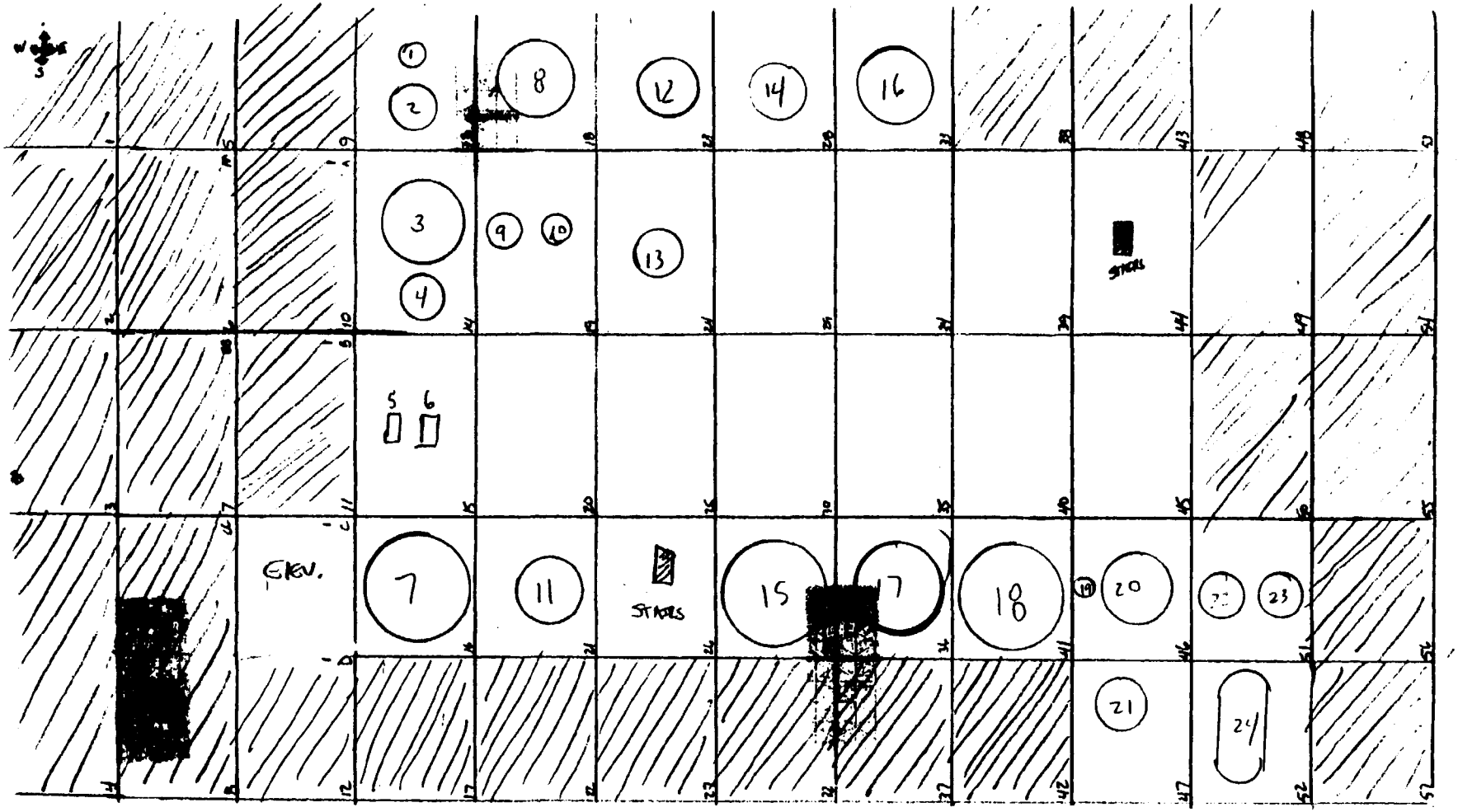

1. WHCS REFLUX SEAL TANK
2. WHCS REBOILER
3. WHCS COLUMN
4. WHCS COL CALANDRIA
5. W CATALYST INJ. PUMP
6. E CAT. INJ PUMP
7. PMD COLUMN
8. WOS COL.
9. ?
10. WOS LAB SEAL TANK
11. HPS COL
12. CONTAMINATED STG TANK
13. PMD-1 PRHTR COND TANK
14. LPS COL
15. CHHP COL
16. SDHCS COL
17. PDHCS H.U.T.
18. PDHCS COL
19. PDHCS CALANDRIA
20. STEAM STILL COL
21. STM STILL CALANDRIA
22. NVR SEP CHEST
23. NVR SEPERATOR
24. STM STILL COND EXCHNGR.

DUP 0326152

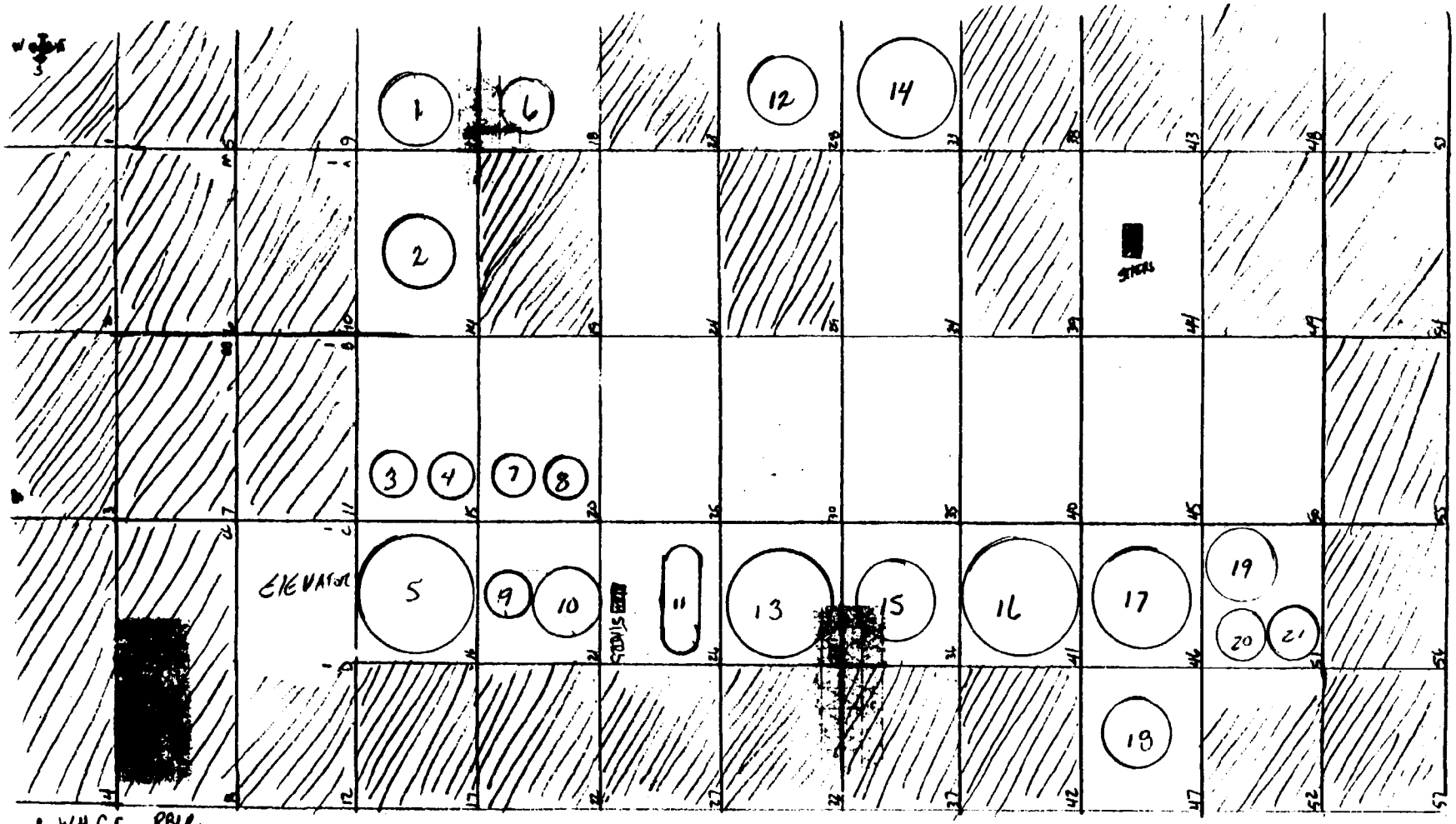

550 Bld.
3rd FLR

1. WHCS RBLR.
2. WHCS Col
3. # 2 CAT TNK
4. # 1 CAT TNK
5. PMD Col.
6. WDS Col.
7. WHCS OFF GAS TNK
8. WHCS OFF GAS COND
9. HOT FD Preheater
10. H.P.S Col
11. CHHP Preheater
12. L.P.S. Col
13. CHHP Col
14. SDHCS Col
15. PDHCS H.E.T.
16. PDHCS Col
17. STM ST. II Col.
18. STM ST. II Col. ANNEX
19. STM ST. II DECANTER
20. NVR SEP CHEST
21. NVR SEPARATOR

DUP 0326153

550 4½ FLOOR

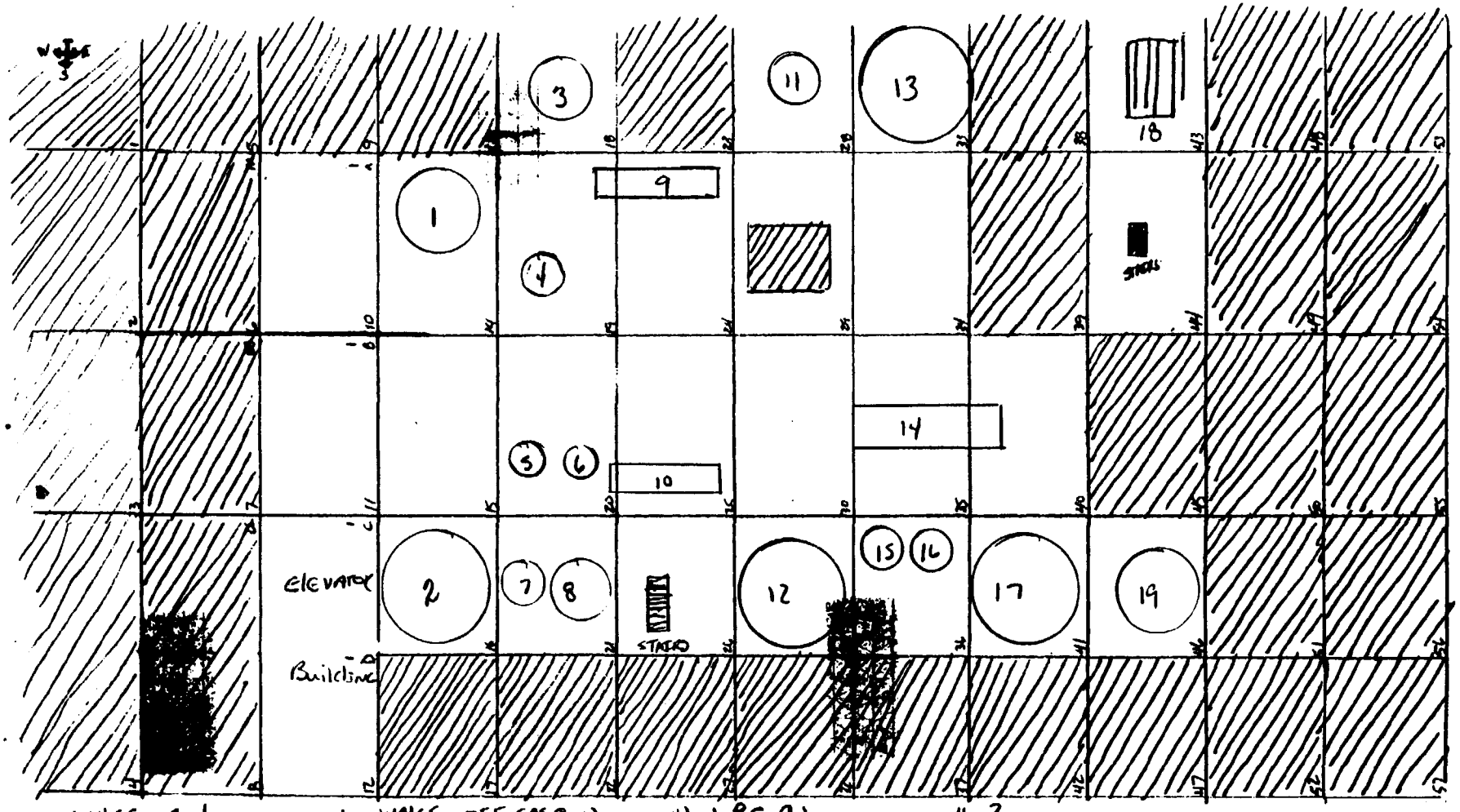

1. WHCS Col
2. PMD Col
3. WOS Col
4. Wash oil Condensor
5. WHCS OFF GAS TNK
6. WHCS OFF GAS Cond
7. HOT FD PRE HEATOR
8. H.P.S. Col
9. N. PRIMARY CONDENSOR
10. S PRIMARY CONDENSOR
11. L.P.S. Col
12. C.H.H.P. Col
13. SDHCS Col
14. STM STILL CONDENSOR
15. ?
16. ?
17. PDHCS Col
18. 550 Bldg VENT STACK
19. STM STILL Col

DUP 0326154

[redacted]

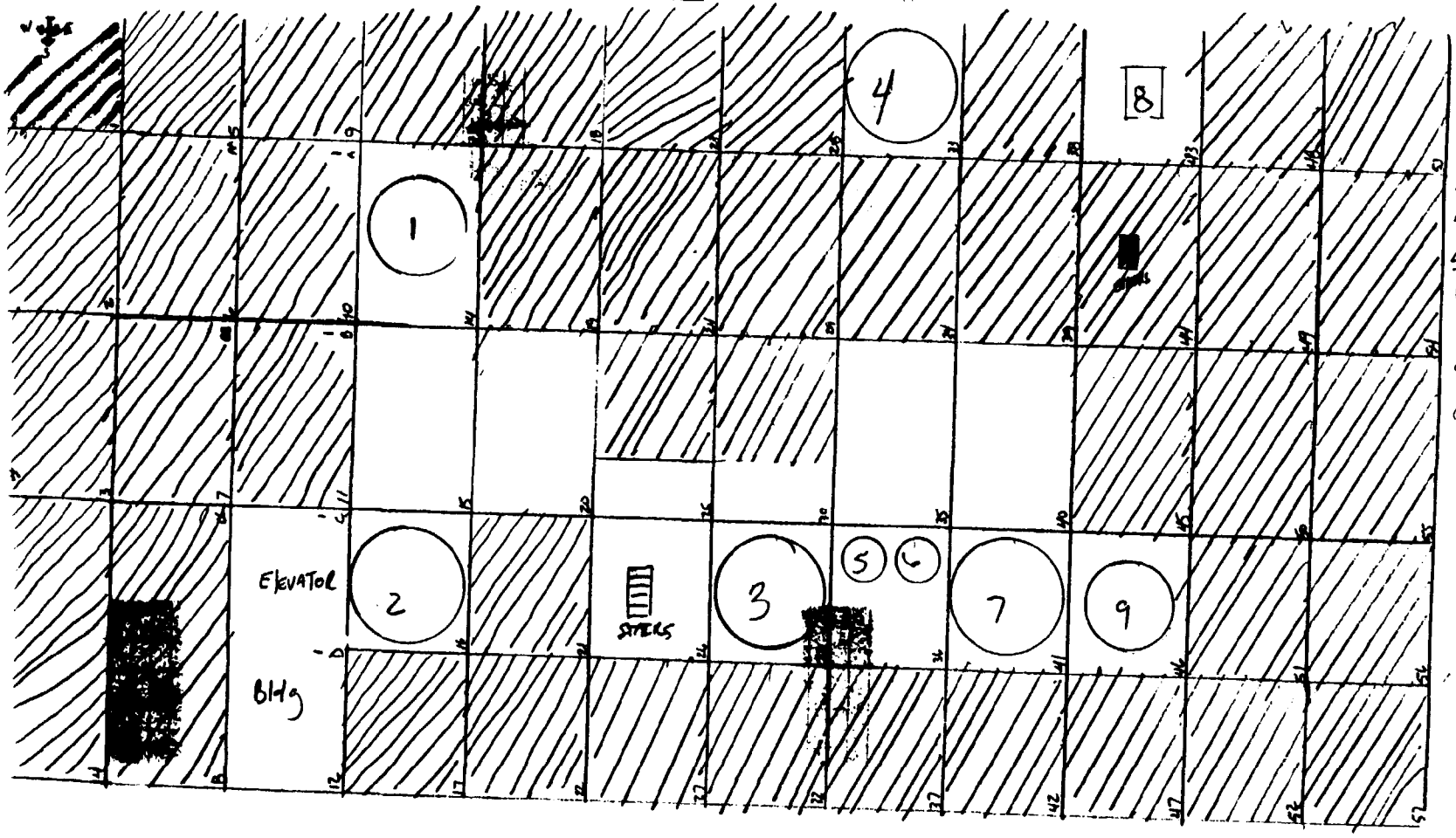

550 Bldg 5TH

1. WHCS Col
2. PMD Col
3. CHHP Col
4. SDHCS Col
5. ?
6. ?
7. PDHCS Col
8. 550 Bldg VNT STAC
9. STM STILL Col

DUP 0326155

550 TNK FARM

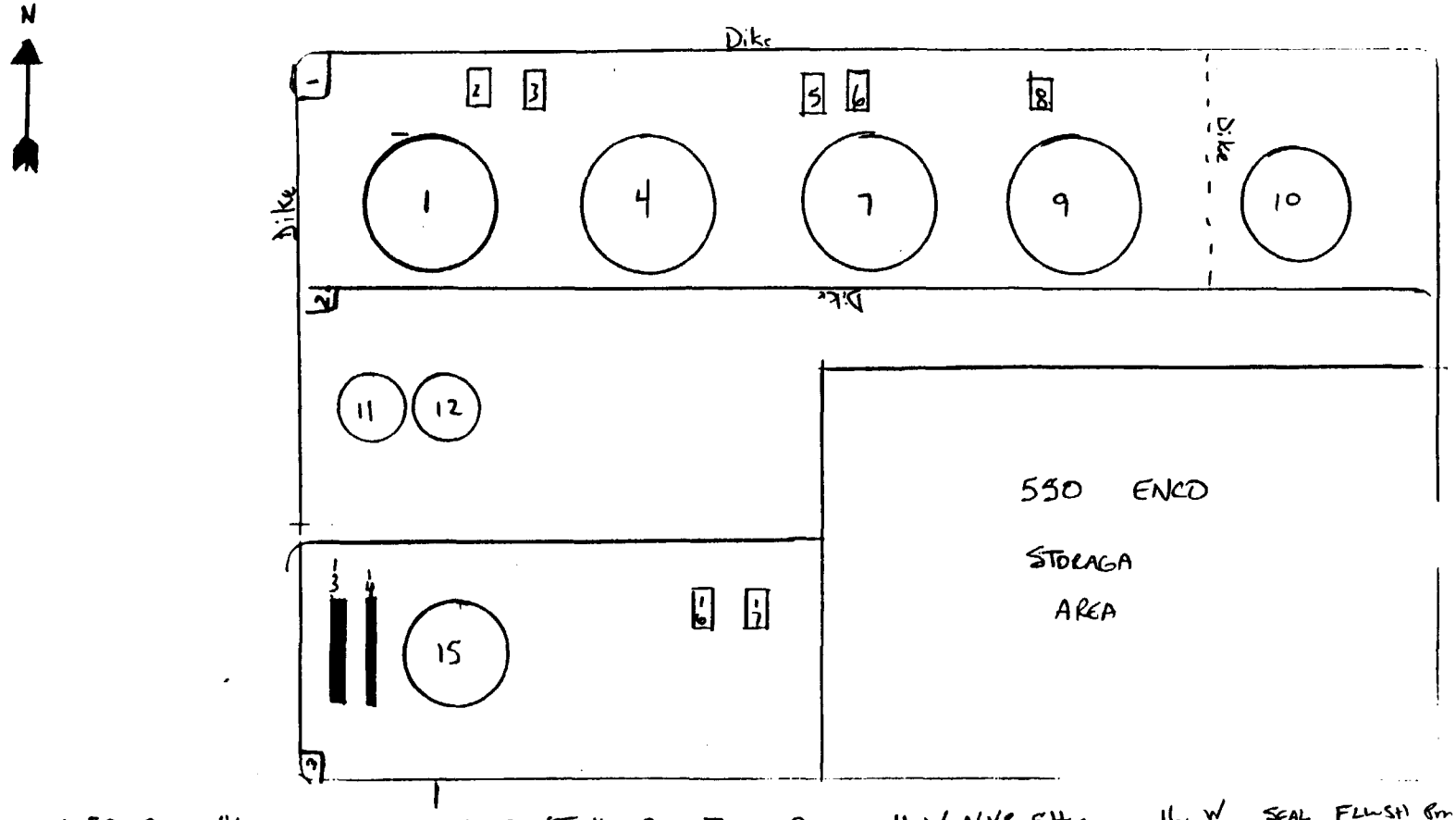

1. 50-A WKA
2. W Converter KA FD Pmp
3. E Converter KA FD Pmp
4. 50-B WKA
5. W WET KA Circ. Trans. Pmp
6. E WET KA Circ Trans Pmp
7. 50-C WKA
8. KA STG. TNK Decant Pmp
9. 50-D WKA
10. N_2 TNK
11. W NVR Filter
12. E NVR Filter
13. W H_2O Cooler
14. E H_2O Cooler
15. Seal Flush Hold up TNK
16. W Seal Flush Pmp
17. E Seal Flush Pmp

DUP 0326156

551 Bldg

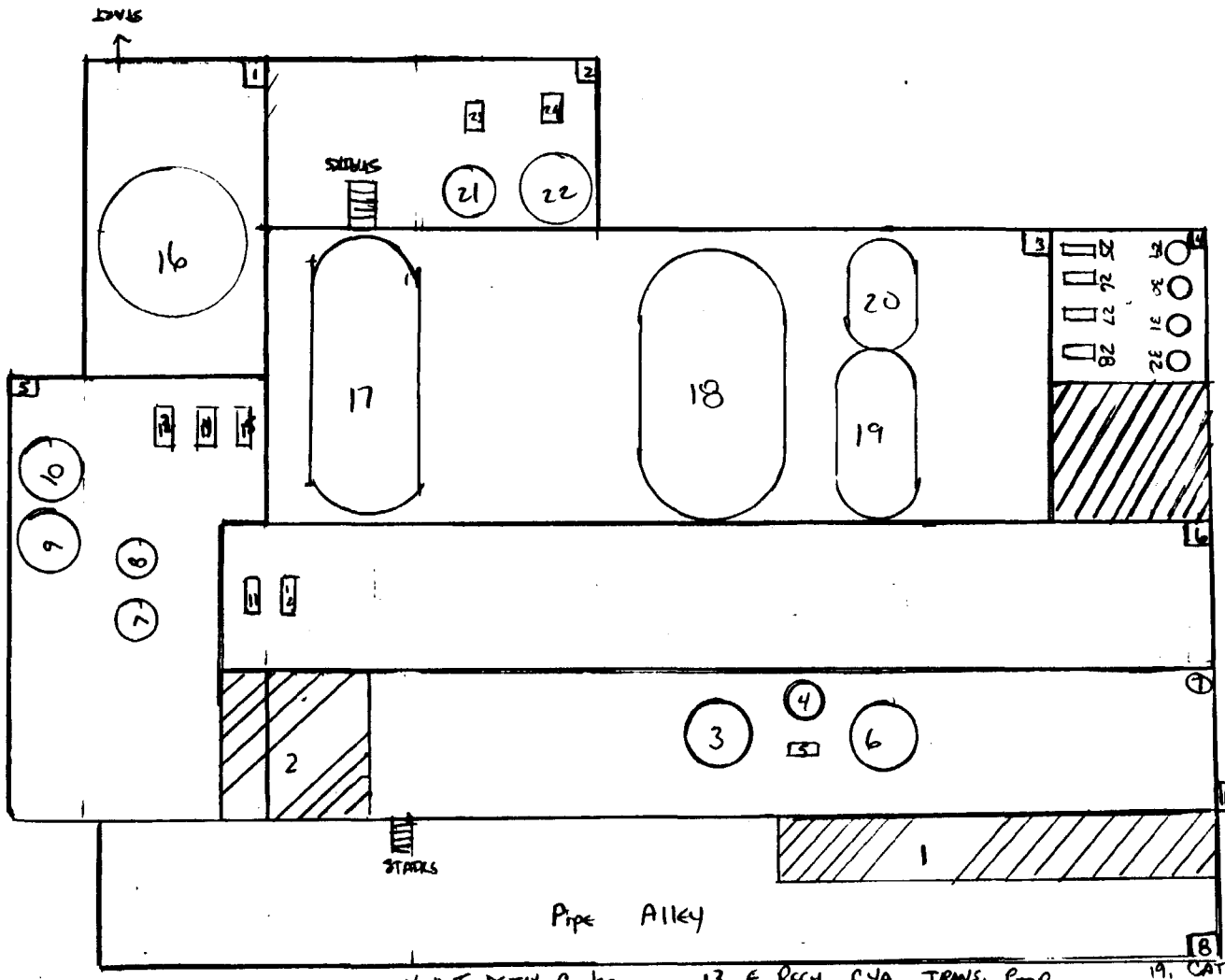

25. S AQUEOUS WST. Pmp
26. N AQUEOUS WST Pmp
27. WATER #2 Pmp
28. WATER #1 Pmp
29. ? Filter
30. ? Filter
31. ? Filter
32. ? Filter

Bldg works S to N, E T

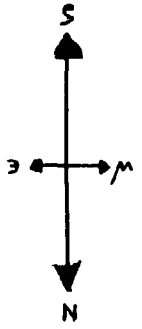

1. Analyzer Bldg
2. BARREL STG AREA
3. E ? TNK
4. Oil Recov. H.U.T.
5. RECOV. WASTE Pmp
6. W ? TNK
7. N HWT DEINV. Cooler
8. S HWT DEINV Cooler
9. V-1 311 TNK
10. V-2 311 TNK
11. E RECY. DEC. FD Pmp
12. W RECY. DEC. FD Pmp
13. E RECY CYA. TRANS. Pmp
14. CENT. RECY CYA. TRANS Pmp
15. W RECY CYA TRANS. Pmp
16. RECY. TNK Cyclohexane WATER.
17. EDTA . STG. TNK
18. 3A TNK
19. CAT. Sol TNK
20. AQUEOUS WASTE DECANT.
21. DEPHA STG TNK
22. K9 CAT MIX TNK
23. DEPHA Pmp
24. CAT. Pmp

DUP 0326157

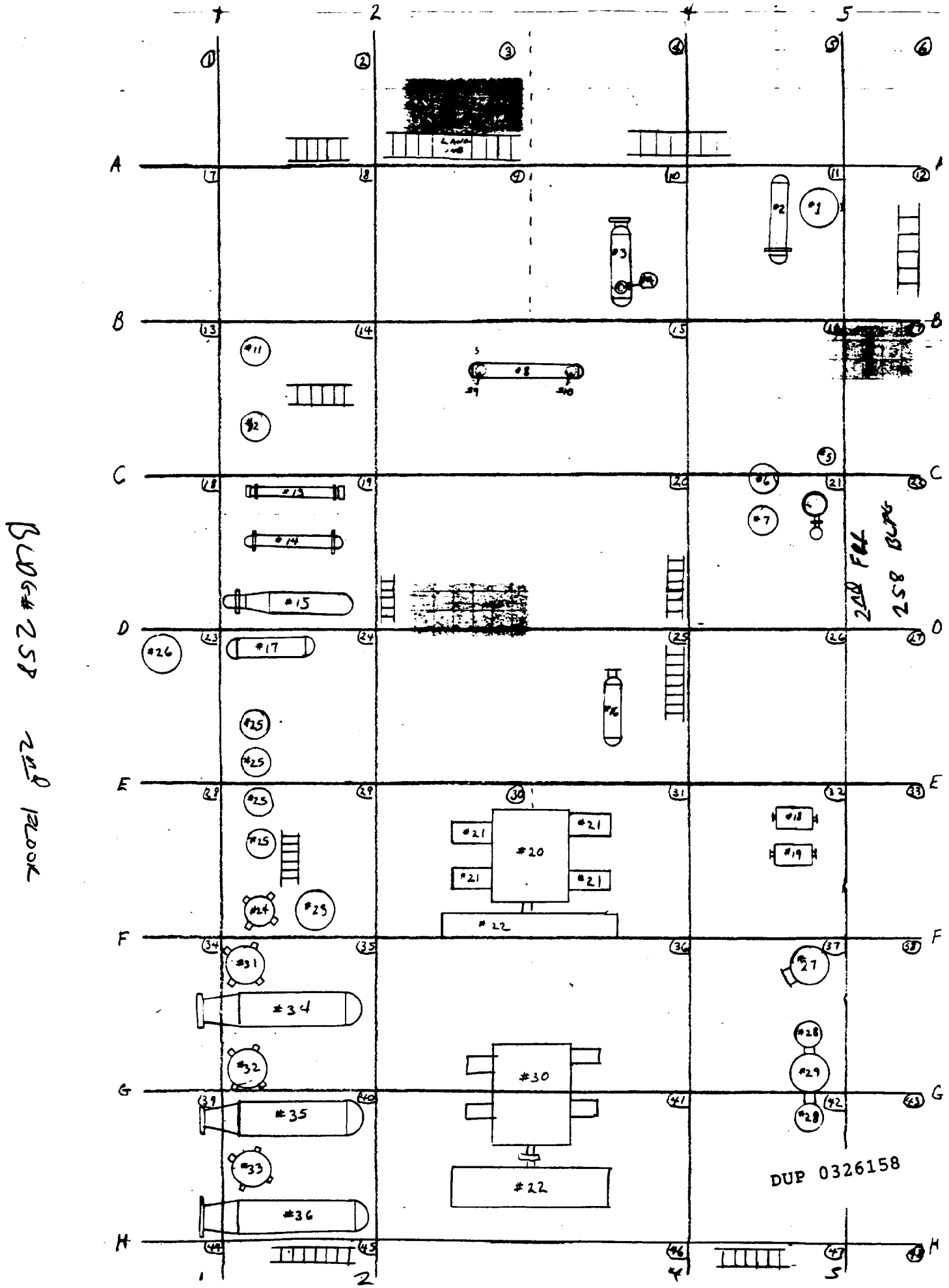
BLDG#258 2nd FLOOR
2nd FLL
258 BLDG
DUP 0326158

AREA I Sub-Area I 261 BLDG FIRST FLOOR

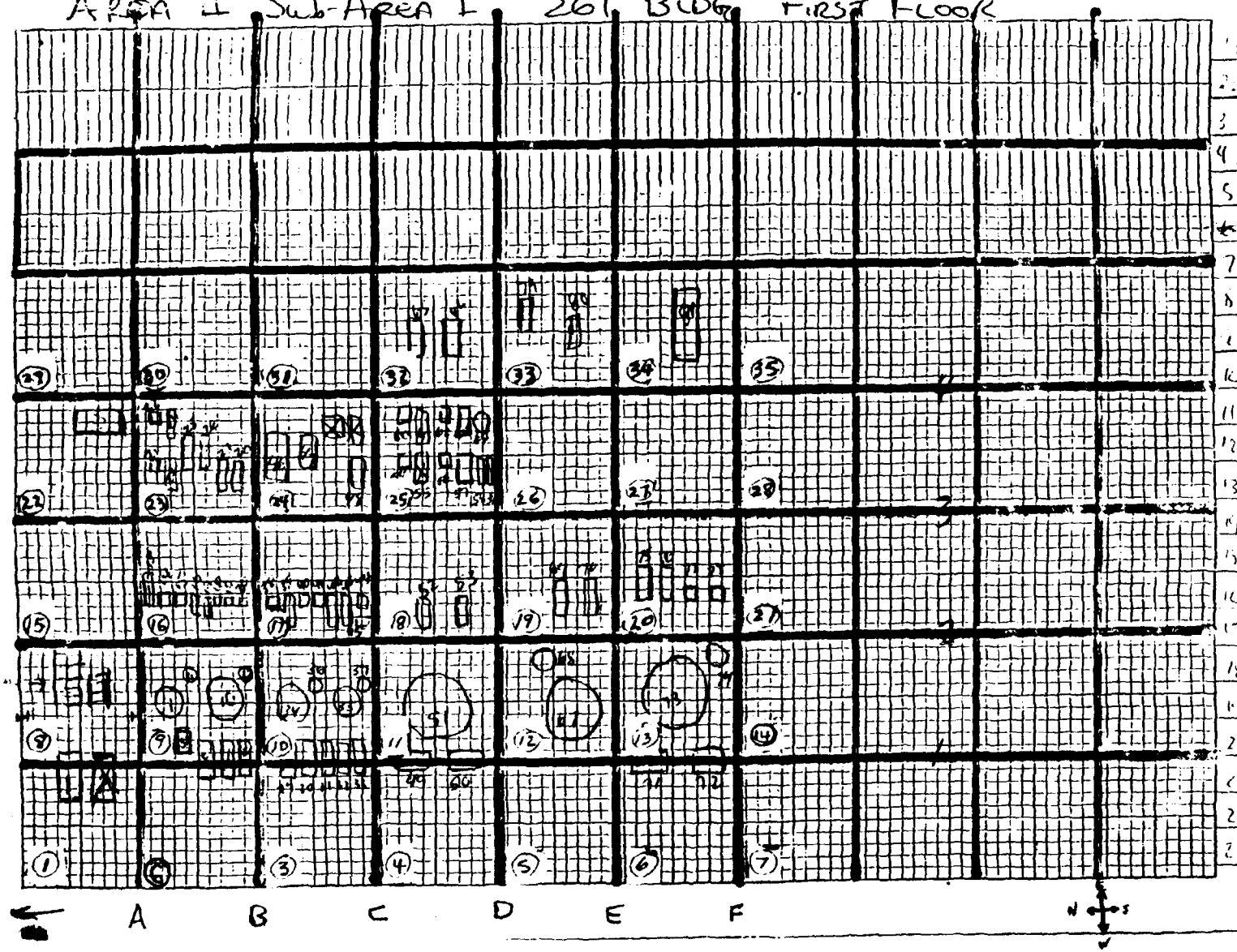

DUP 0326159

AREA 4 SUB AREA 1 261 BLDG. SECOND FLOOR

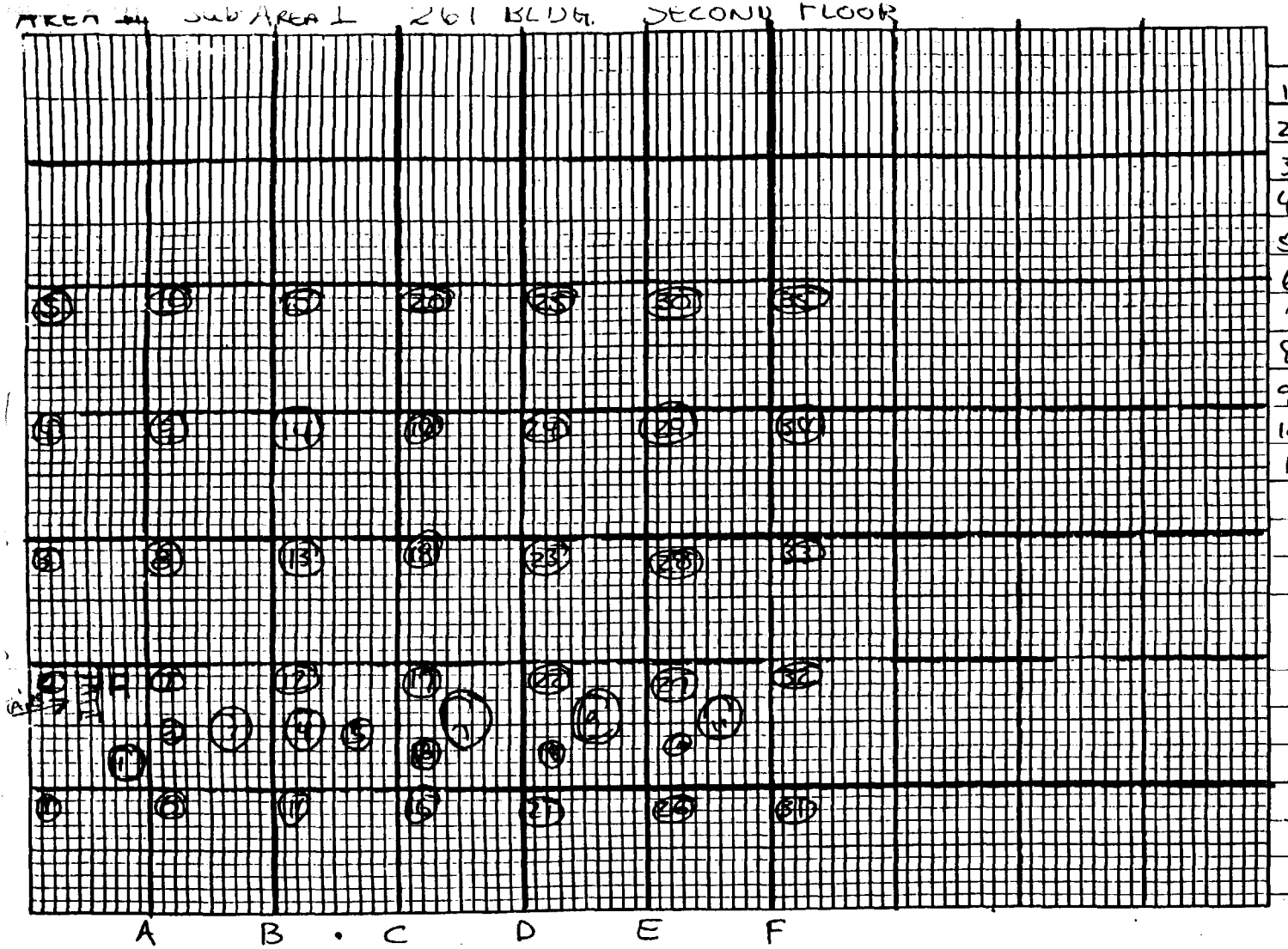

1 SEAWY COND. TK.
2 COL. F CALANDRIA
3 COL. E CALANDRIA
4 COL. A CALANDRIA
5 COL. C CALANDRIA
6 COL C. STM. CAL
7 B2 COND. TK
8 COL B1 STM CAL
9 COL B1
10 COL D STM CAL
11 COL D

DUP 0326160

[redacted]

?2. S. COL. D COND. CIRC. PMP
?3 COL. D
?4. D COL. STM. COND. TK.
?5. N. MAKE PMP COL. D
?6. S. MAKE PMP COL. D
?7. N. TAILS PMP COL D
?8. S. TAILS PMP COL D
?9. 261 T. [illegible]
?. 261 TC [illegible]
1, I.E.R. R [illegible]
[illegible]

24 E. COL. TRIM CLR.
25 N. TEMP H_2O CIRC PMP
26 S. TEMP H_2O CIRC PMP
27 N. CRUDE DIAMINE FEED TK
28 S. CRUDE DAMINE FEED TK
29 S. COND CIRC. PMP COL. E
30 N. COND. CIRC. PMP COL. A
31 S. COND. CIRC. PMP COL. A
32 N. COND CIRC. PMP COL. C
33 S. COND CIRC. PMP COL. C
34 COL. A
35 COL. C
36 A COL. CAL. STM. COND TK.
37 C COL. CAL. STM. COND. TK.
38 S. TAILS PMP COL. A
39 D COND. CHARGE PMP
40 N. MAKE PMP COL. A
41 S. MAKE PMP COL. A
42 N. AQUA NH_3 TRANS PMP
43 S. AQUA NH_3 TRANS PMP
44 N. TAILS PMP COL. C
45 S. TAILS PMP COL. C
46 A COL. TAILS TK
47 A COL. FEED TK

48. NH_3 Scrub Heat Exchanger
49. N. COL. B2 COND. CIRC. PMP
50. S. COL. B2 COND. CIRC. PMP
51. B2 COND TK.
52. N. TAILS PMP COL. B2
53. S. TAILS PMP COL. B2
54 TRIM CIRC PMP COL. A
55. NOT IN SERVICE
56. COL. B2 TRIM COND. PMP
57. B2 COL. TRIM CLR
58. N. DEMI. H_2O CIRC PMP
59. S. DEMI. H_2O CIRC PMP
60. TRIM CIRC. PMP COL. C
61. C COL. TRIM CLR
62. TRIM CIRC PMP COL. D
63. D COL. TRIM CLR
64. DEM H_2O MAKE UP TK
65. N. SUMP PMP TO BLDG. 158
66. S. SUMP PMP TO BLDG. 158
67. COL. B1
68. B1 COL. STM. COND. TK.
69. N. TAILS PMP COL. B1
70. S. TAILS PMP COL. B1
71. N. COL. D COND. CIRC. PMP

[redacted]

DUP 0326161

1. S #3 AC Air Comp Lube oil Pump
2. N #3 AC Air Comp Lube oil Pump
3. XTRA Pump
4. AC Lube oil Console
5. W Lube oil Drum
6. C Lube oil Drum
7. E Lube oil Drum
8. AC AFTER cooler
9. #1 CLARK MAIN oil Pump
10. #1 CLARK Comm Aux Pump
11. #1 CLARK Lube oil Console
12. #2 CLARK MAIN oil Pump
13. #2 CLARK Aux Pump
14. #2 CLARK Lube oil Console
15. ?
16. S MIST ELIMINATOR
17. N MIST ELIMINATOR
18. AIR REC TNK
19. S INST AIR Dryer
20. N INST AIR Dryer
21. ?
22. ?
23. W PALL DRYER
24. E PALL DRYER
25. VENT STACK

N

DIAMINE /KA
GROUP S
UNIT 2

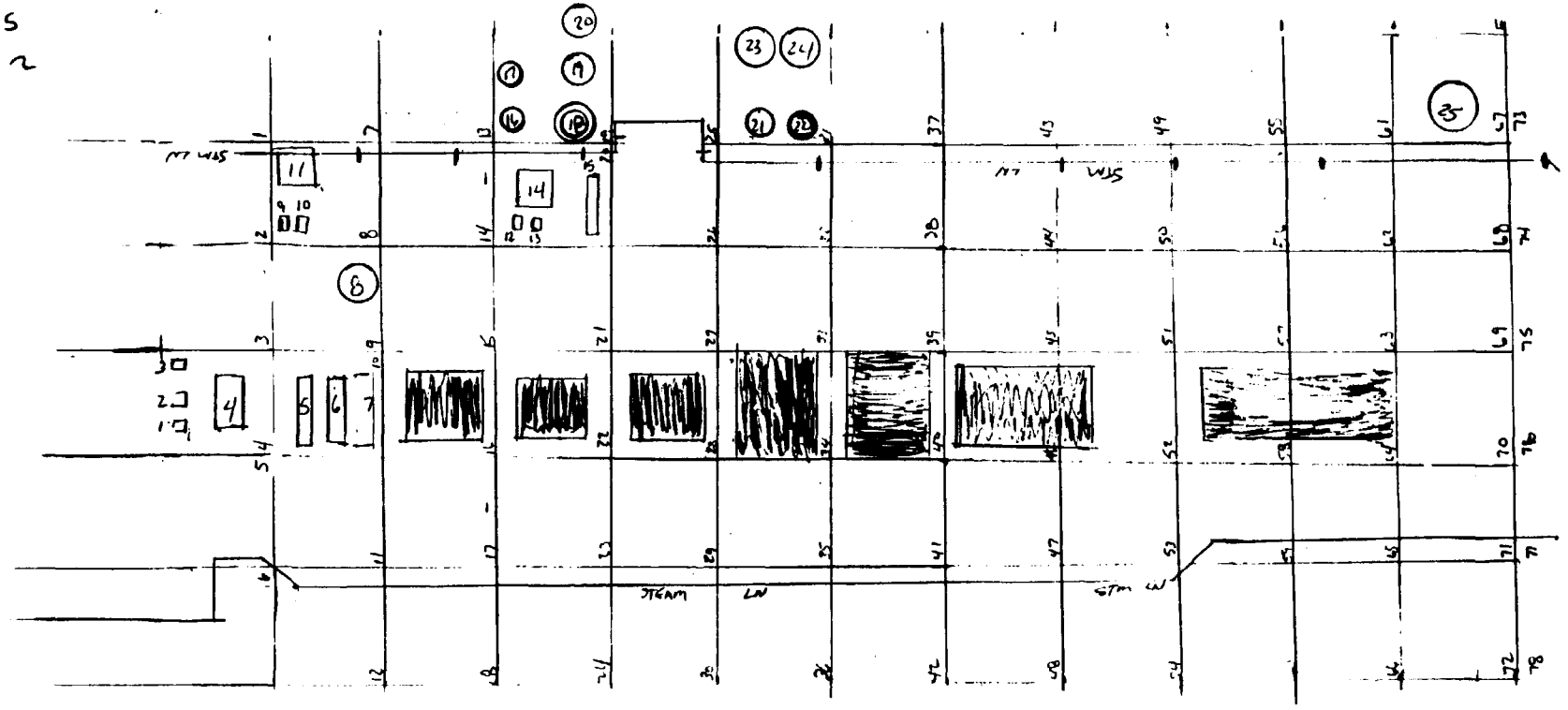

DUP 0326162

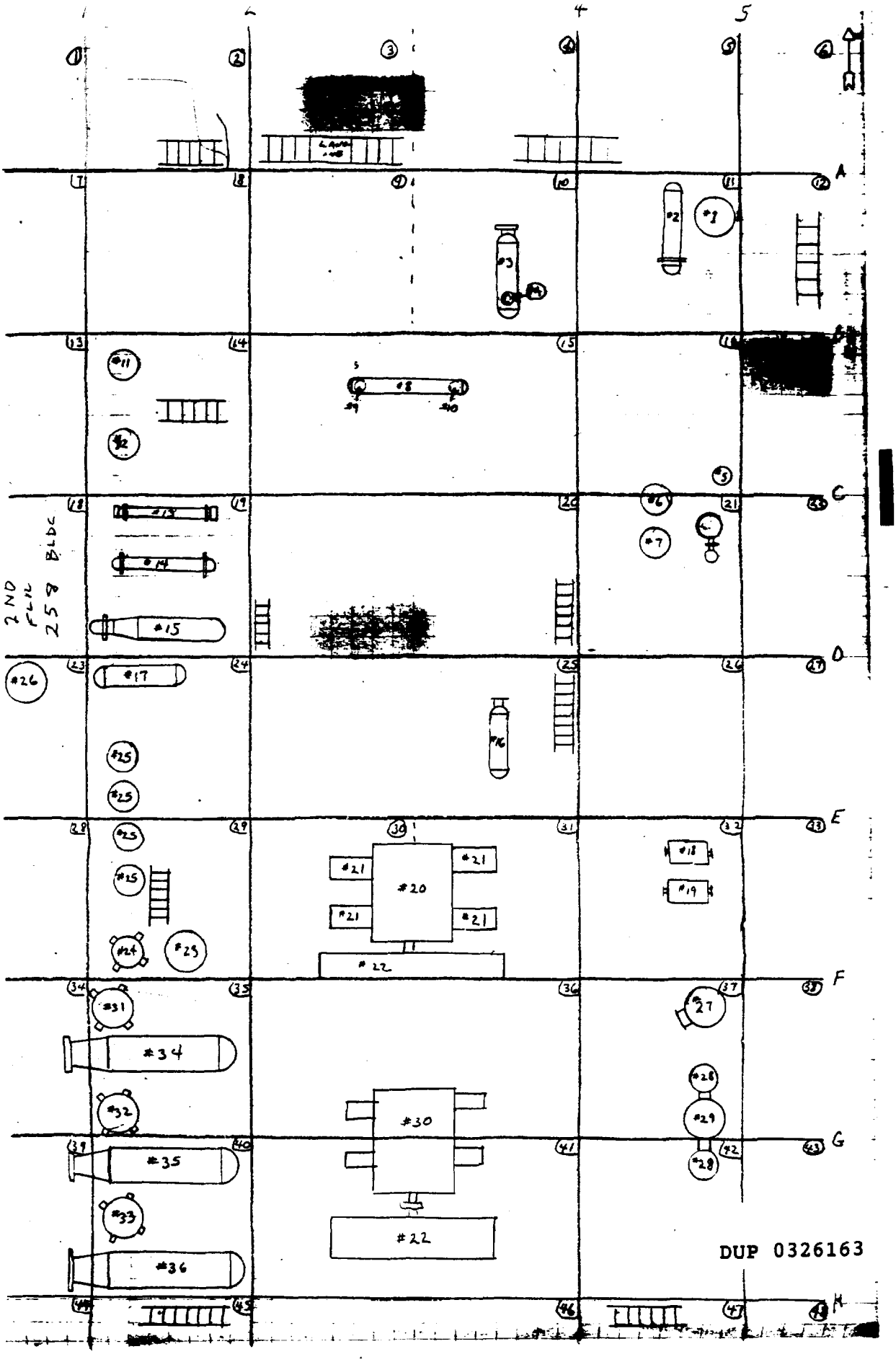
2ND FLR 258 BLDG
#1
#2
#3
#4
#5
#6
#7
#8
#9
#10
#11
#12
#13
#14
#15
#16
#17
#18
#19
#20
#21
#22
#23
#24
#25
#26
#27
#28
#29
#30
#31
#32
#33
#34
#35
#36
A
C
D
E
F
G
H

DUP 0326163

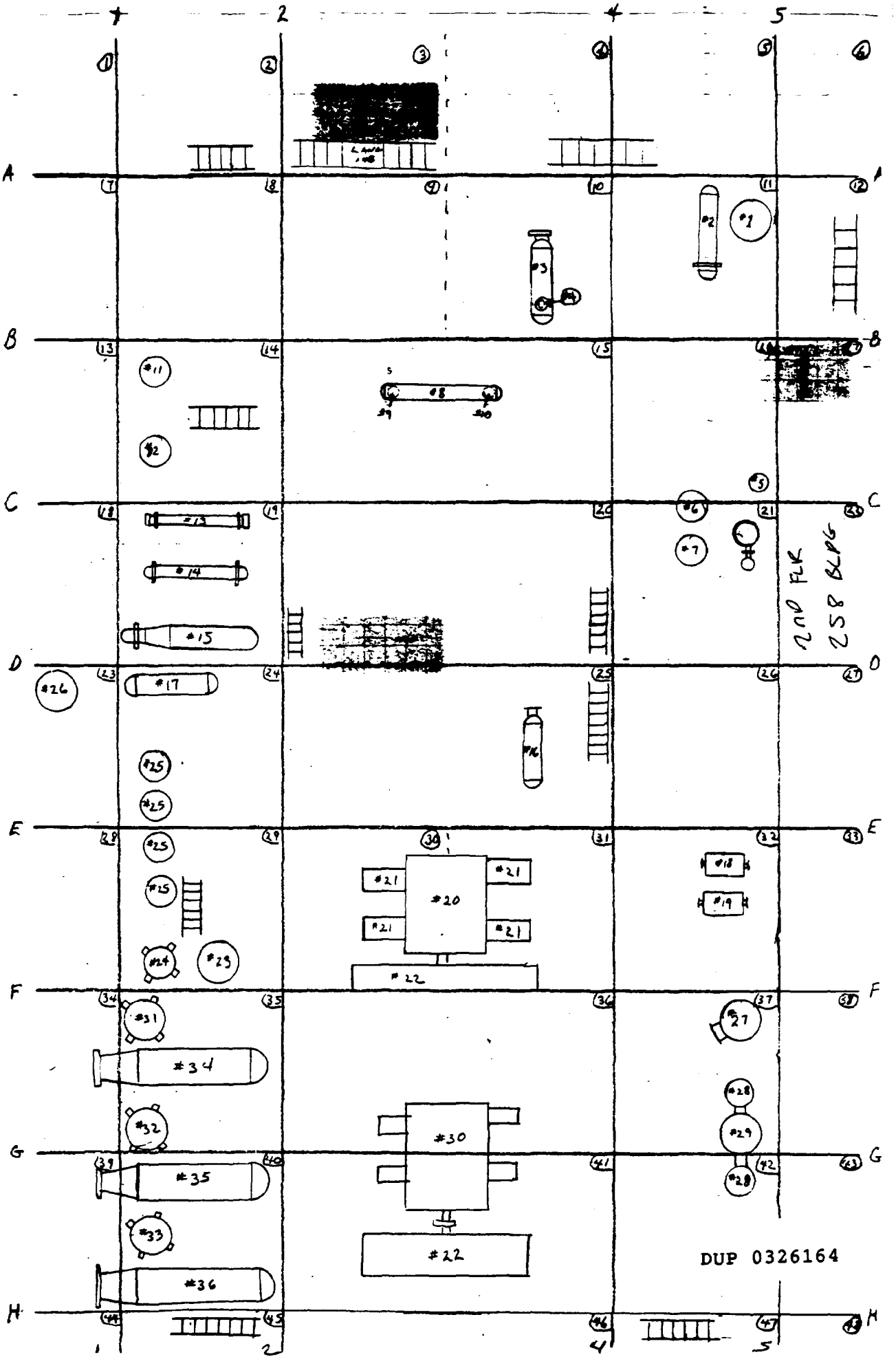
1
2
4
5
A
B
C
D
E
F
G
H
#1
#2
#3
#4
#5
#6
#7
#8
#9
#10
#11
#12
#13
#14
#15
#16
#17
#18
#19
#20
#21
#22
#23
#24
#25
#26
#27
#28
#29
#30
#31
#32
#33
#34
#35
#36
2ND FLR
258 BLDG
DUP 0326164

AREA II Sub-AREA I 261 BLDG FIRST FLOOR

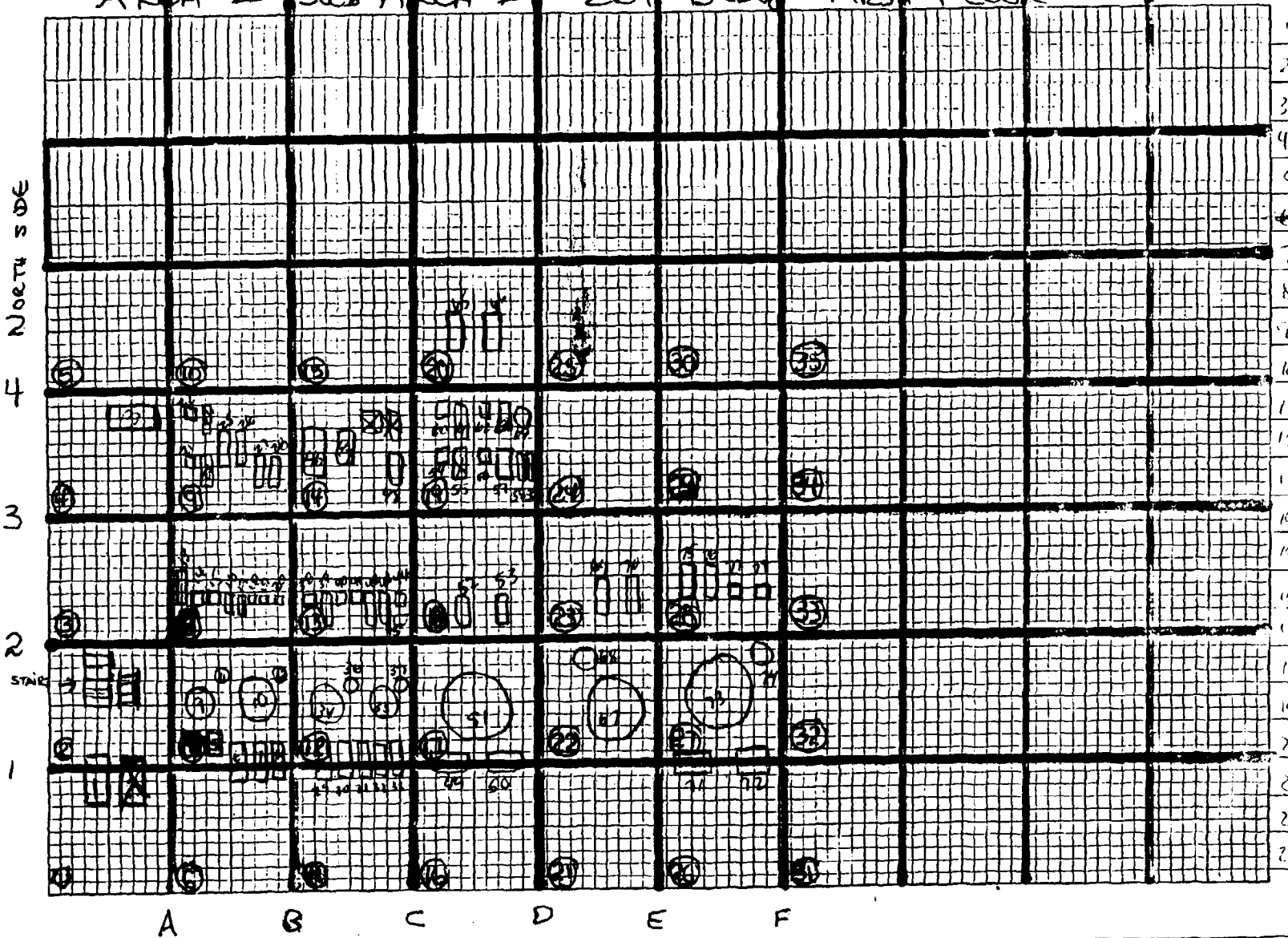

1 Relief Vent Sump Pump
2 [illegible]
3 BLDG SUMP PUMP
4 N. CAL. PMP COL. F
5 S. CAL. PMP COL. F
6 N. COND. CIRC. PMP COL. F
7 S. COND. CIRC. PMP COL. F
8 N. COND. CIRC. PMP. COL. E
9 COL. F
10 COL. E
11 F COL. CAL. STM. COND.
12 E. COL. CAL. STM. COND.
13 HOT WELL SUMP PMP
14 N. TAILS PMP COL. F
15 S. TAILS PMP COL. F
16 N. MAKE UP PMP COL. E
17 S. MAKE UP PMP COL. E
18 N. TAILS PMP COL. E
19 S. TAILS PMP COL. E
20 N. TAILS PMP COL. A
21 TRIM CIRC. PMP COL. F
22 TRIM CIRC. PMP COL. E
23 F COL. TRIM COND. CLR

DUP 0326165

[redacted]

AREA II SUB AREA I 261 BLDG. SECOND FLOOR

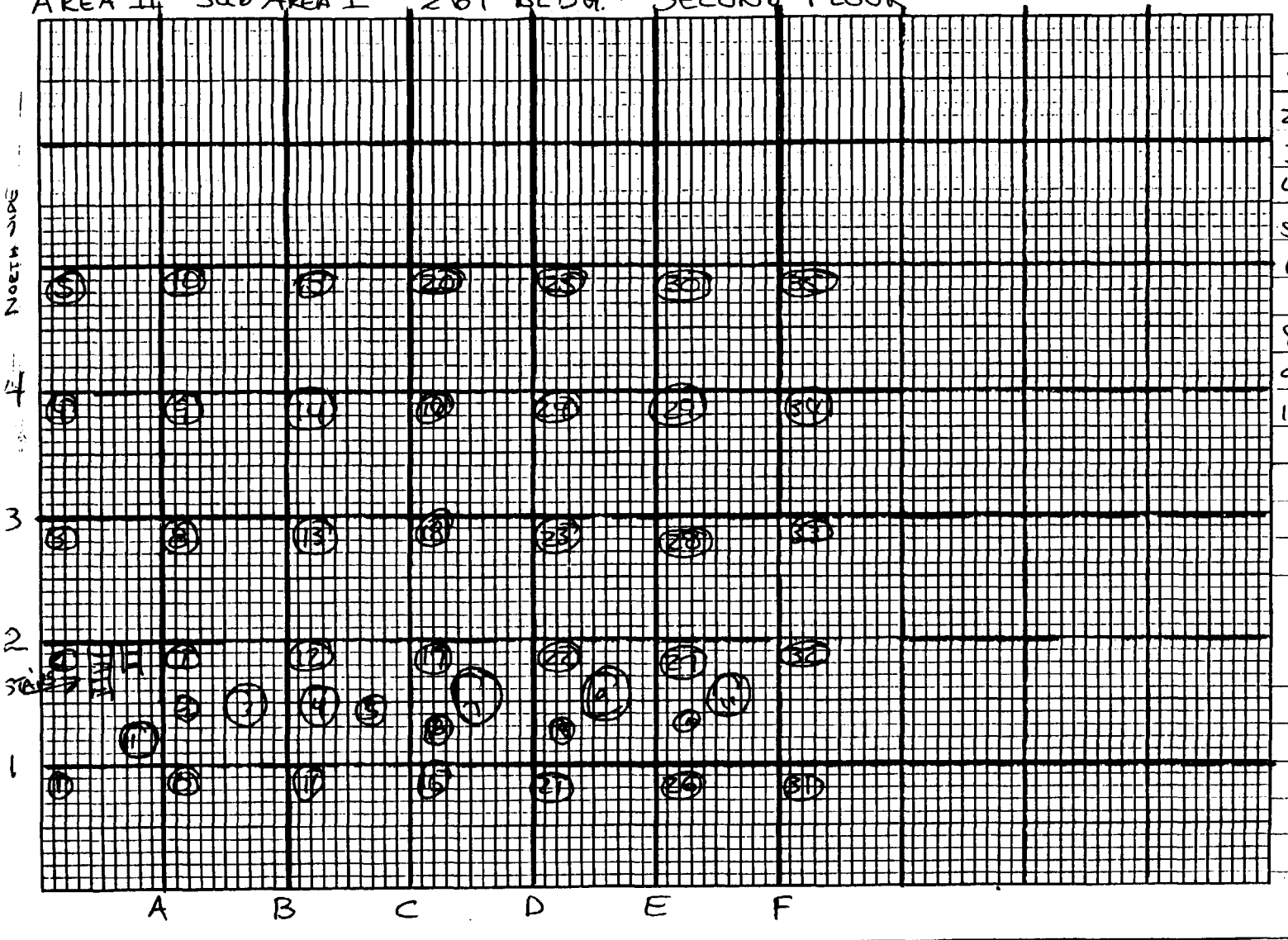

1 SRAAY COND. TK
2 COL. F CALANDRIA
3 COL. E CALANDRIA
4 COL. A CALANDRIA
5 COL. C CALANDRIA
6 COL C STM. CA
7 B2 COND. TK
8 COL B1 STM CA
9 COL B1
10 COL D STM CA
11 COL D

DUP 0326166

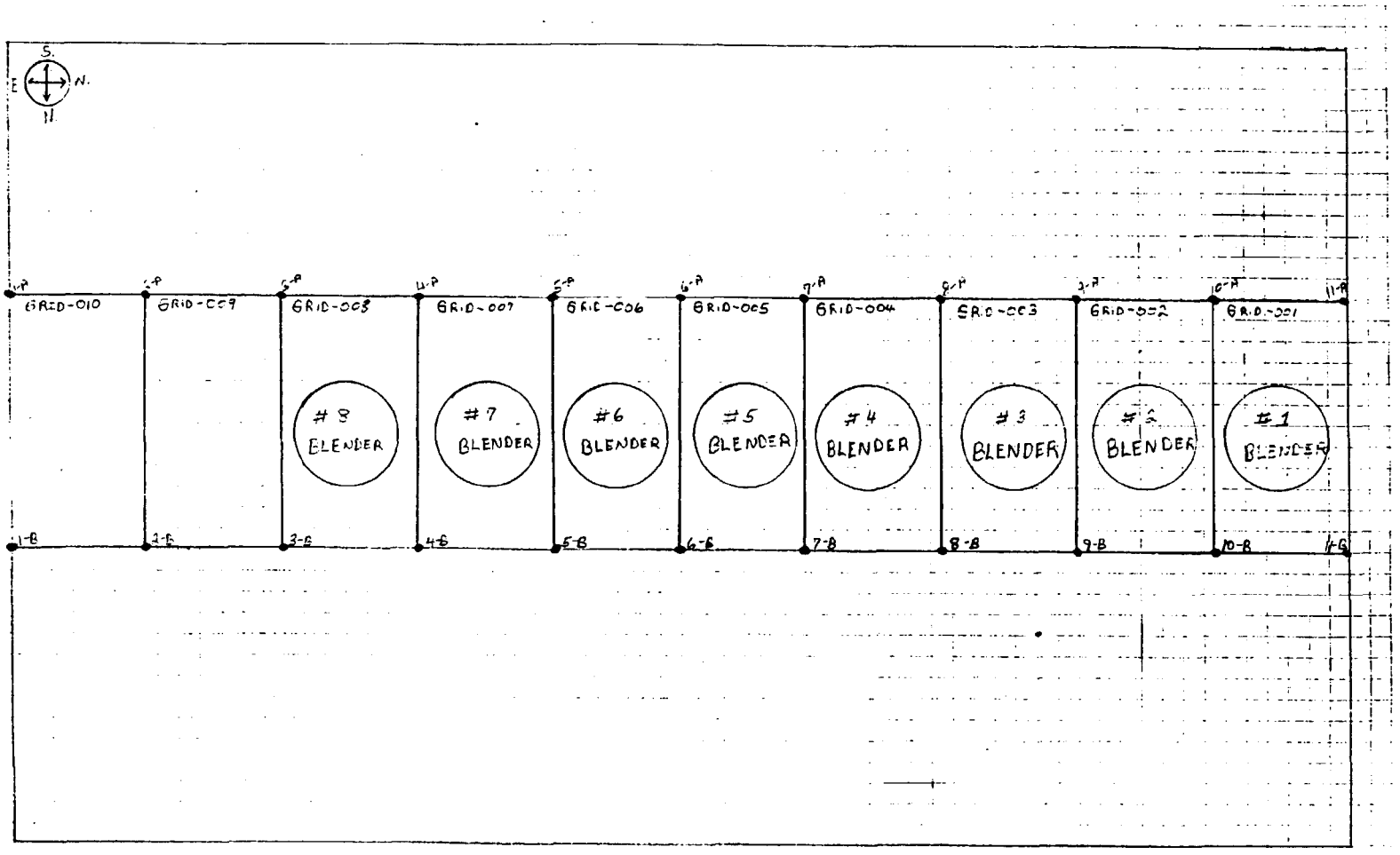

UNIT 4, GROUP 5
166 BLDG, "C" UNIT

DUP 0326167

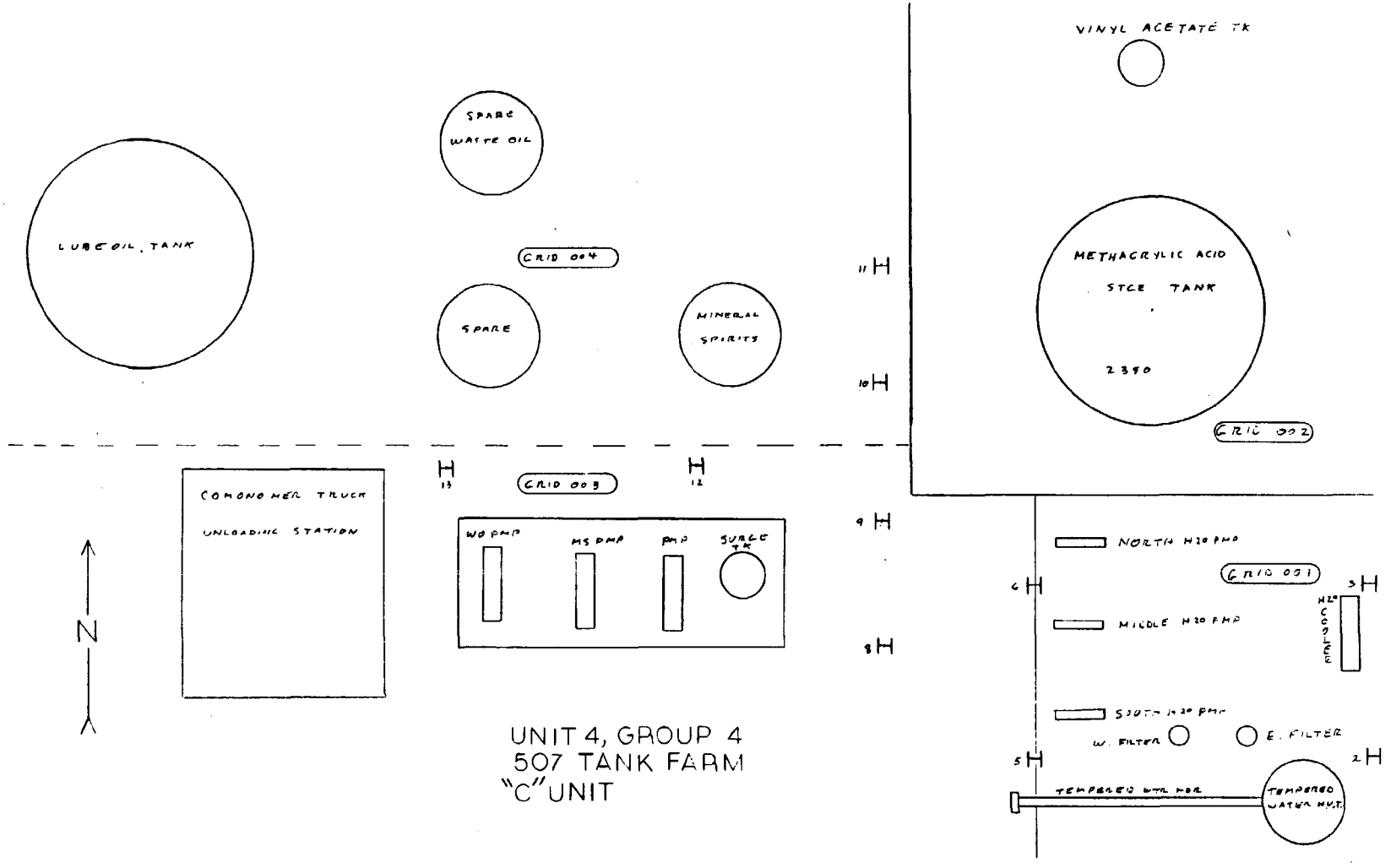

UNIT 4, GROUP 4
507 TANK FARM
"C" UNIT

DUP 0326168

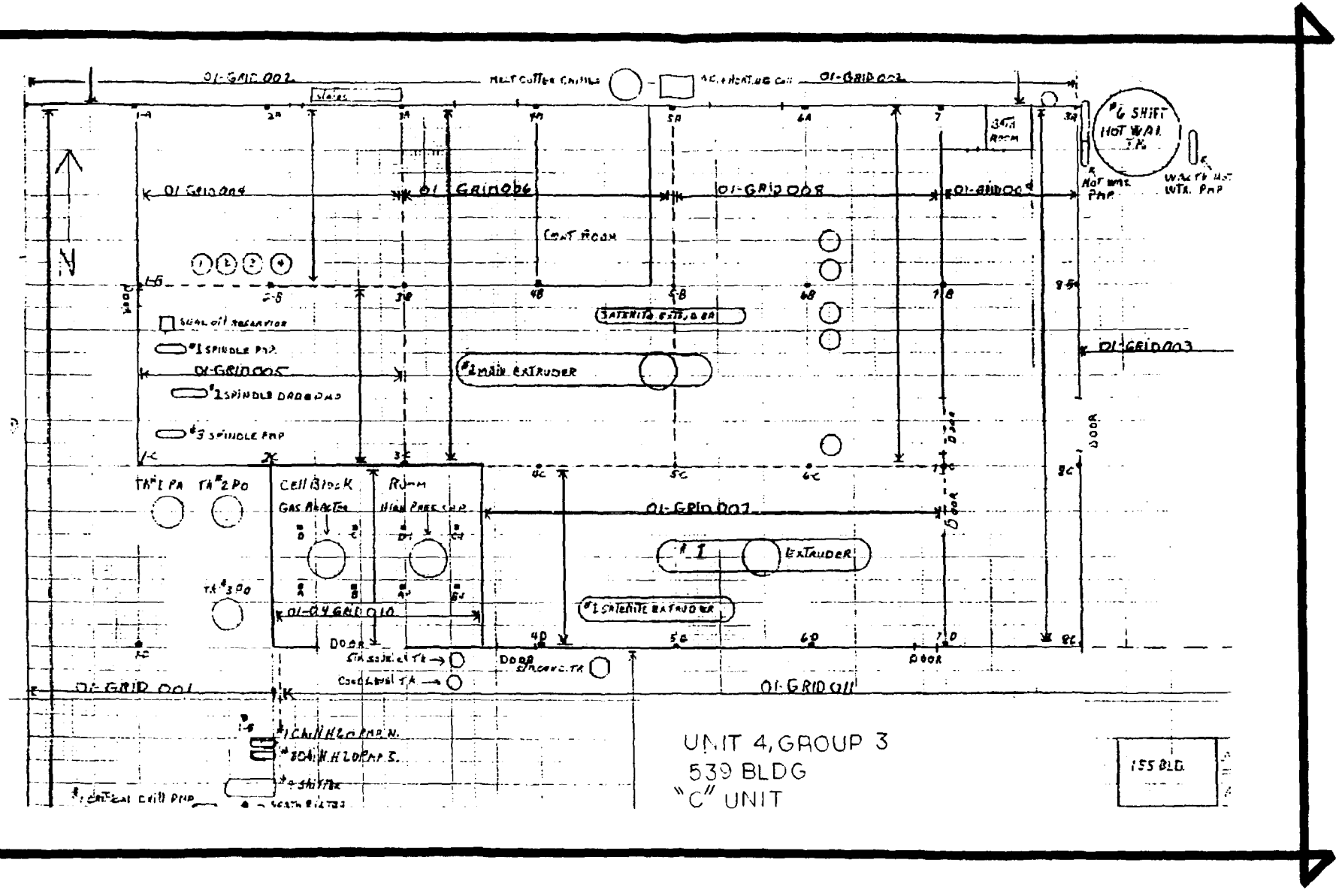

UNIT 4, GROUP 3
539 BLDG
"C" UNIT

DUP 0326169

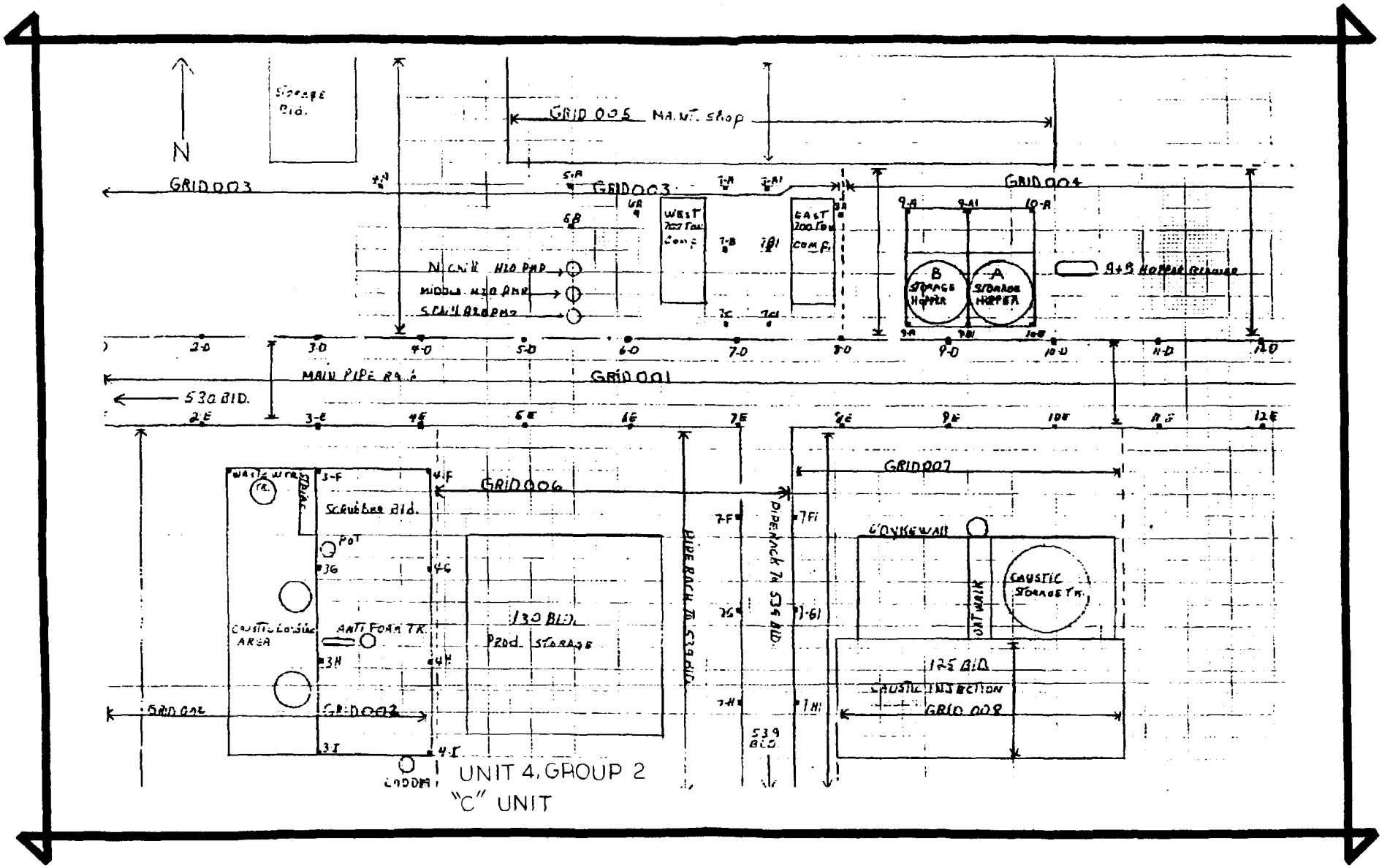
N
GRID 003
GRID 005 MAINT. SHOP
GRID 004
GRID 001
GRID 006
GRID 007
GRID 008
WEST 700 Ton Comp.
EAST 700 Ton Comp.
B STORAGE HOPPER
A STORAGE HOPPER
MAIN PIPE RACK
530 BLD.
Scrubber Bld.
130 BLD.
Prod. STORAGE
CAUSTIC STORAGE TK.
125 BLD.
CAUSTIC INJECTION
539 BLD.
UNIT 4, GROUP 2
"C" UNIT

DUP 0326170

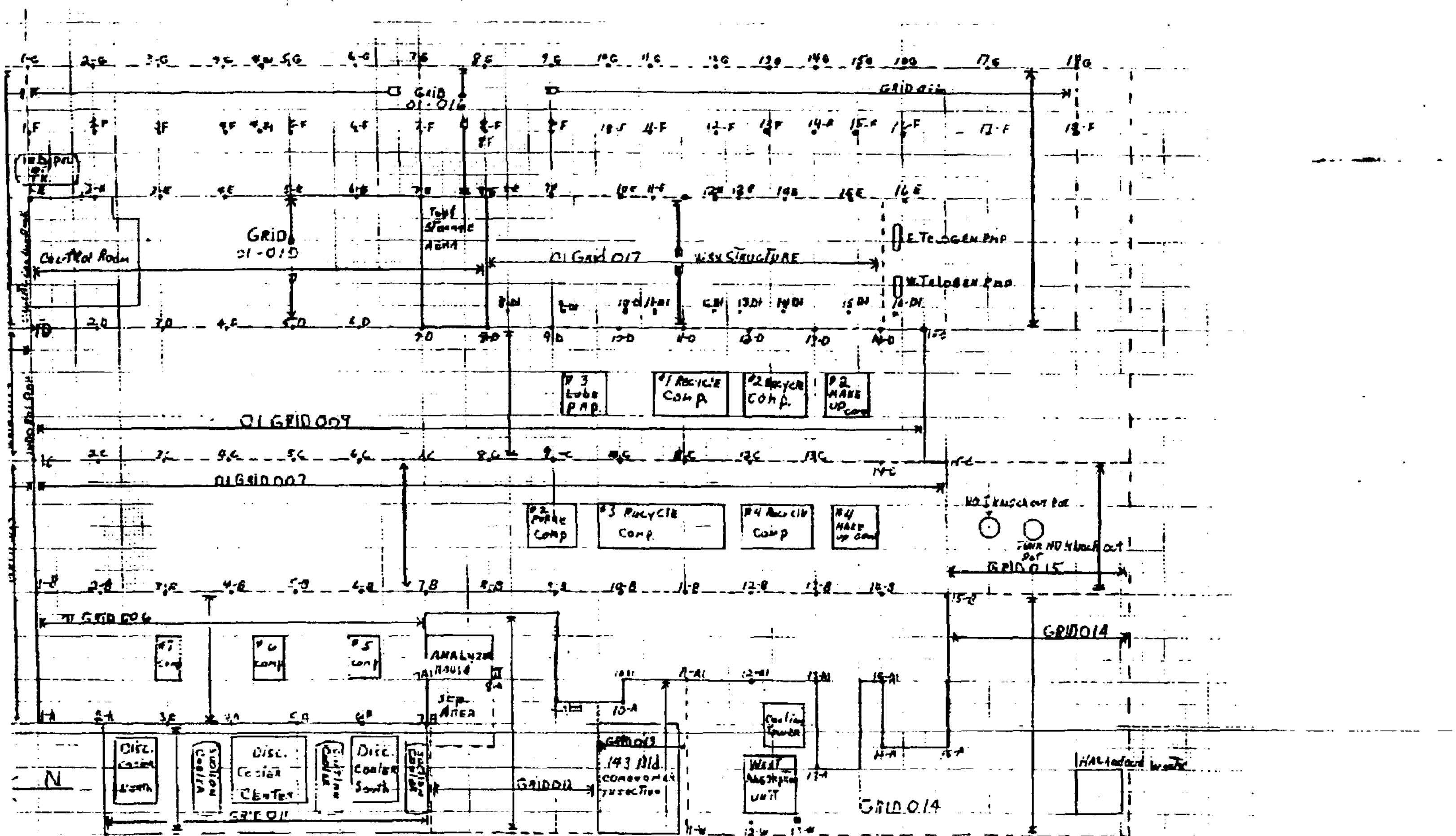

UNIT 4, GROUP I
530 BLDG, "C" UNIT

DUP 0326171

BLDG 571 COMPRESSION
UNIT 12, GROUP 1

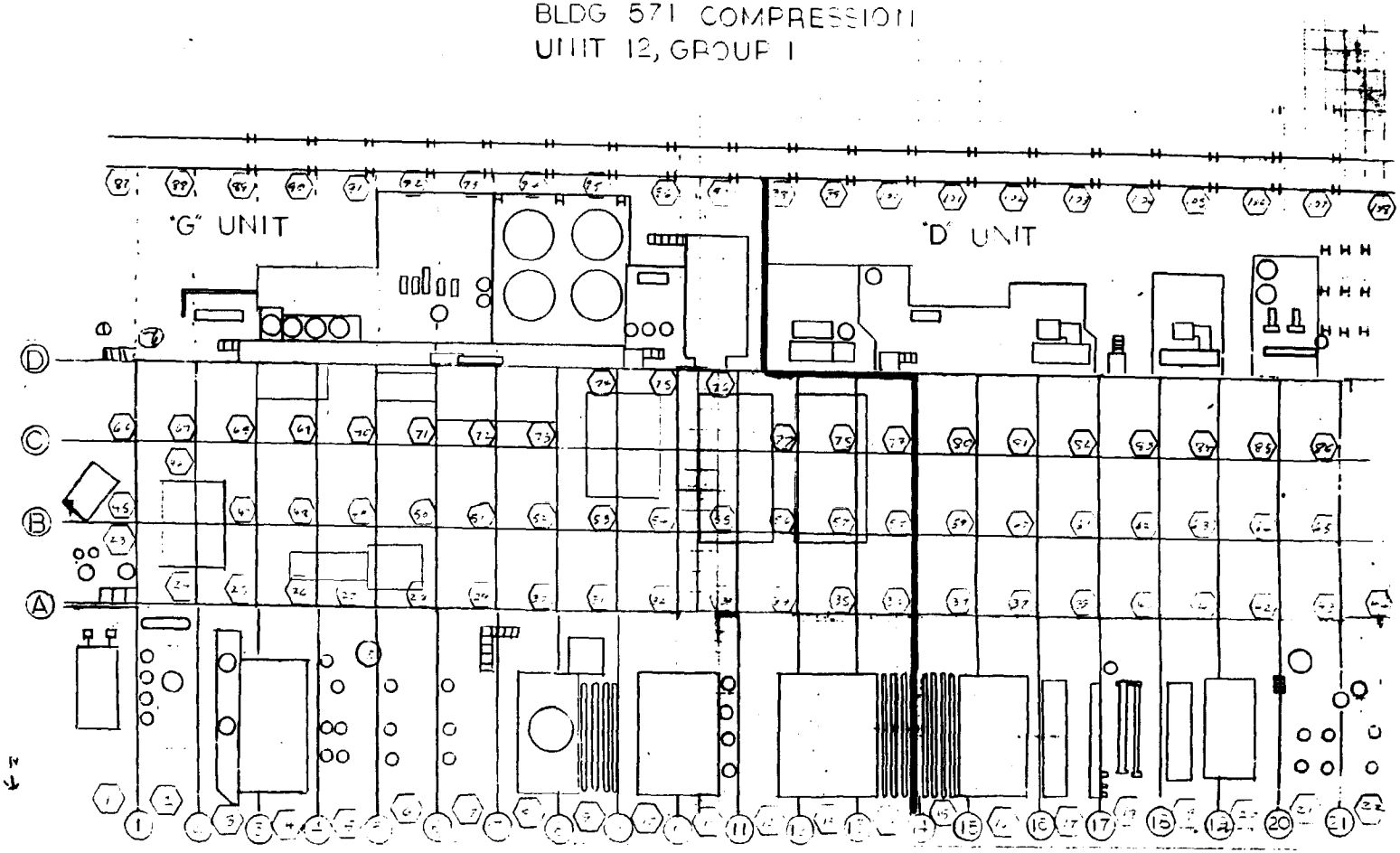

DUP 0326172

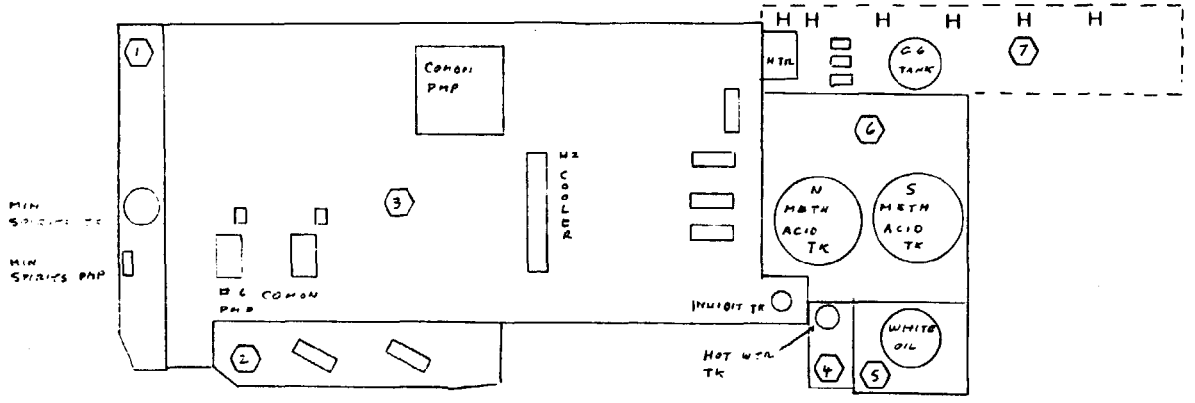

2081 COMONOMER BLDG

"D" UNIT 12, GROUP 2

DUP 0326173

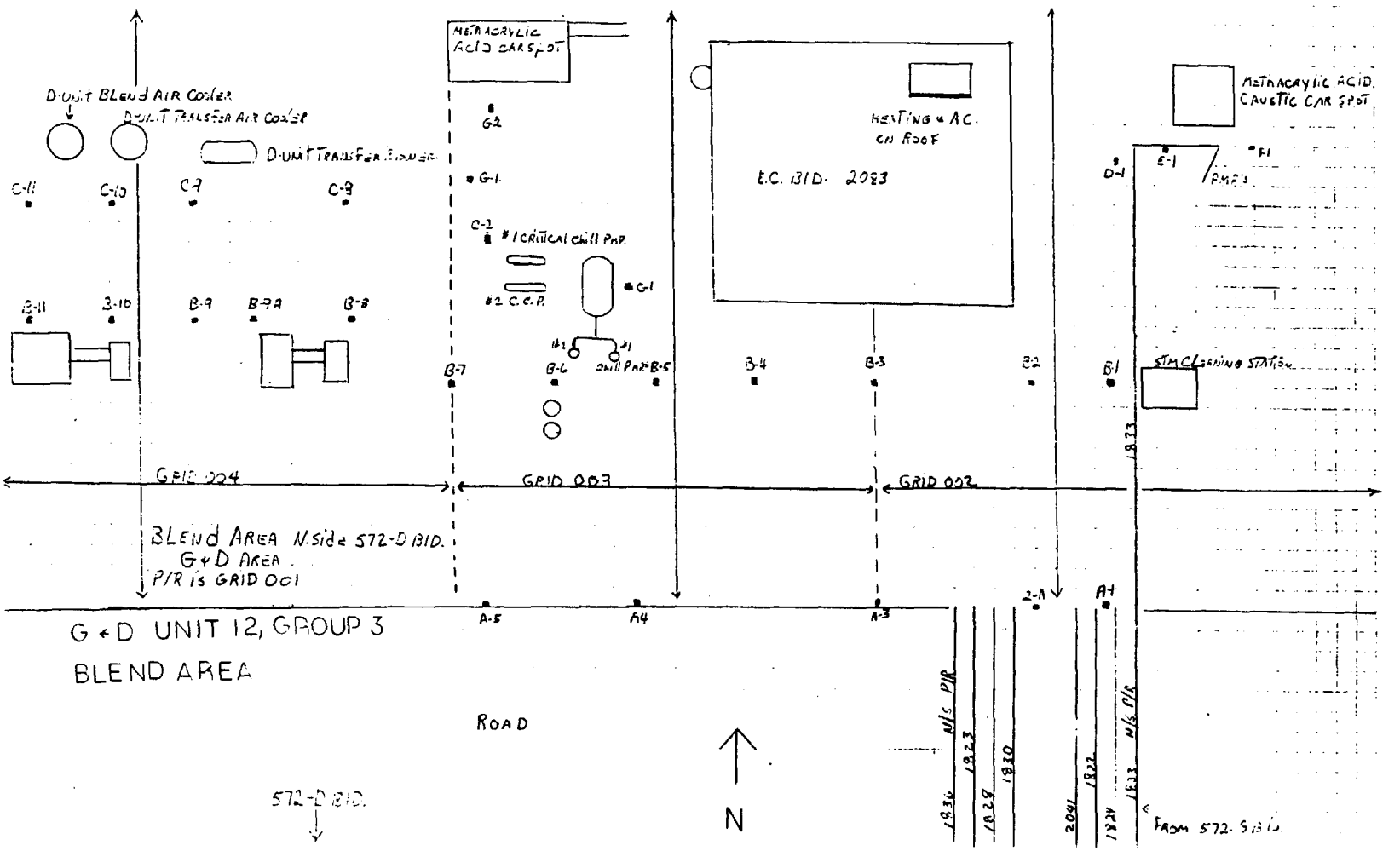
METHACRYLIC ACID CAR SPOT
D-UNIT BLEND AIR COOLER
D-UNIT TRANSFER AIR COOLER
D-UNIT TRANSFER BLOWER
G-2
G-1
C-11
C-10
C-9
C-8
C-2
#1 CRITICAL CHILL PMP.
#2 C.C.P.
C-1
B-11
B-10
B-9
B-8A
B-8
B-7
B-6
CHILL PMP B-5
B-4
B-3
B-2
B-1
E.C. BLD. 2083
HEATING & A.C. ON ROOF
METHACRYLIC ACID CAUSTIC CAR SPOT
D-1
E-1
F-1
RMA's
STM CLEANING STATION
GRID 004
GRID 003
GRID 002
BLEND AREA N. side 572-D BLD.
G & D AREA
P/R is GRID 001
A-5
A-4
A-3
A-2
A-1
G & D UNIT 12, GROUP 3
BLEND AREA
ROAD
572-D BLD.
N
N/S P/R
1936
1823
1828
1830
2041
1822
1824
1833
1833
FROM 572-S BLD.

DUP 0326174

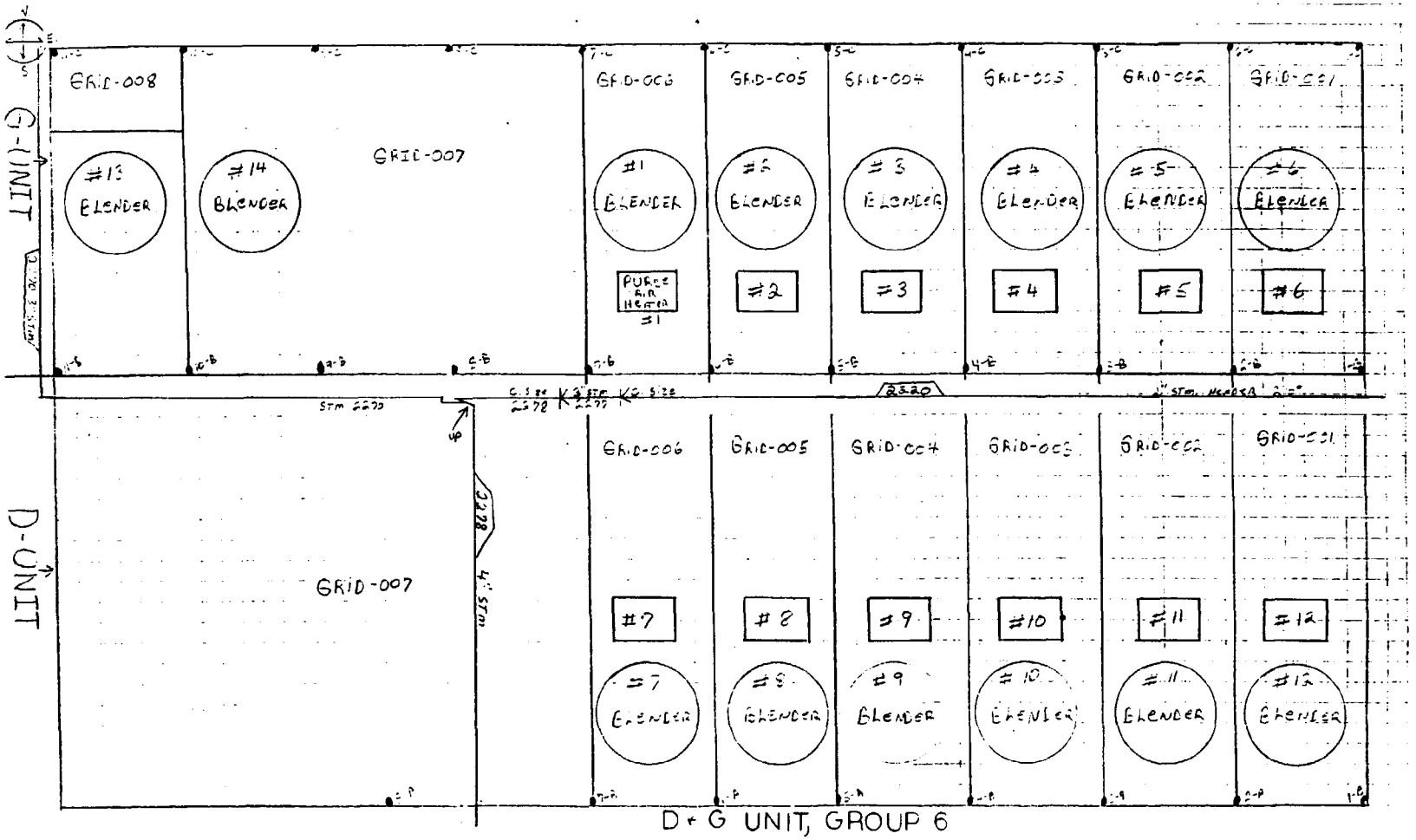

D + G UNIT, GROUP 6
2140 BLDG

DUP 0326175

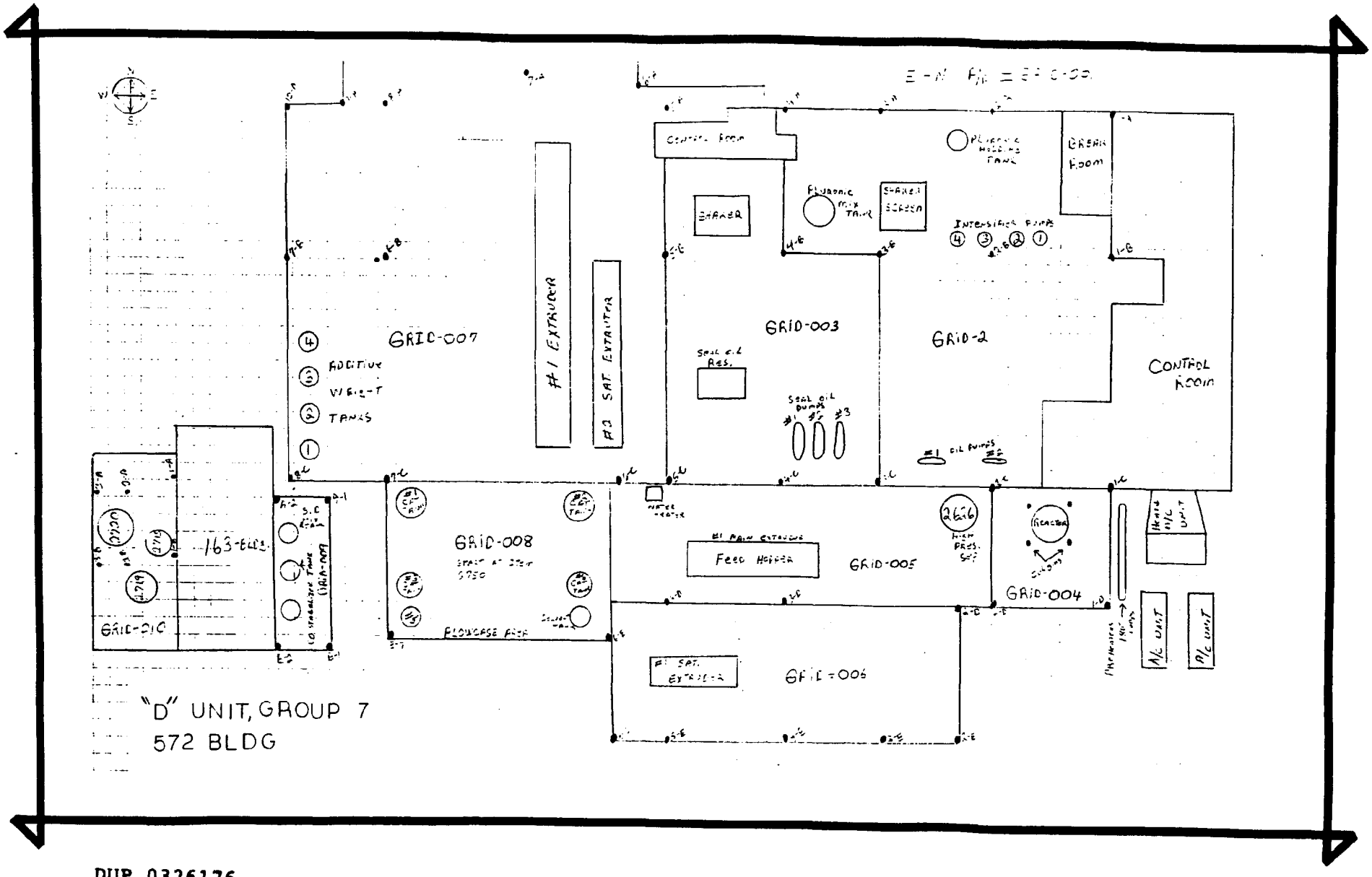
GRID-007
ADDITIVE
WEIGHT
TANKS
#1 EXTRUDER
#2 SAT. EXTRUDER
GRID-003
SHAKER
SHAKER SCREEN
GRID-2
GREAT ROOM
CONTROL ROOM
SEAL OIL RES.
SEAL OIL PUMPS
#1 OIL PUMPS
GRID-008
FLOWCASE AREA
#1 MAIN EXTRUDER
FEED HOPPER
GRID-005
GRID-004
REACTOR
HIGH PRES. SEP.
#1 SAT. EXTRUDER
GRID-006
163-BLDG
GRID-010
A/C UNIT
A/C UNIT
"D" UNIT, GROUP 7
572 BLDG

DUP 0326176

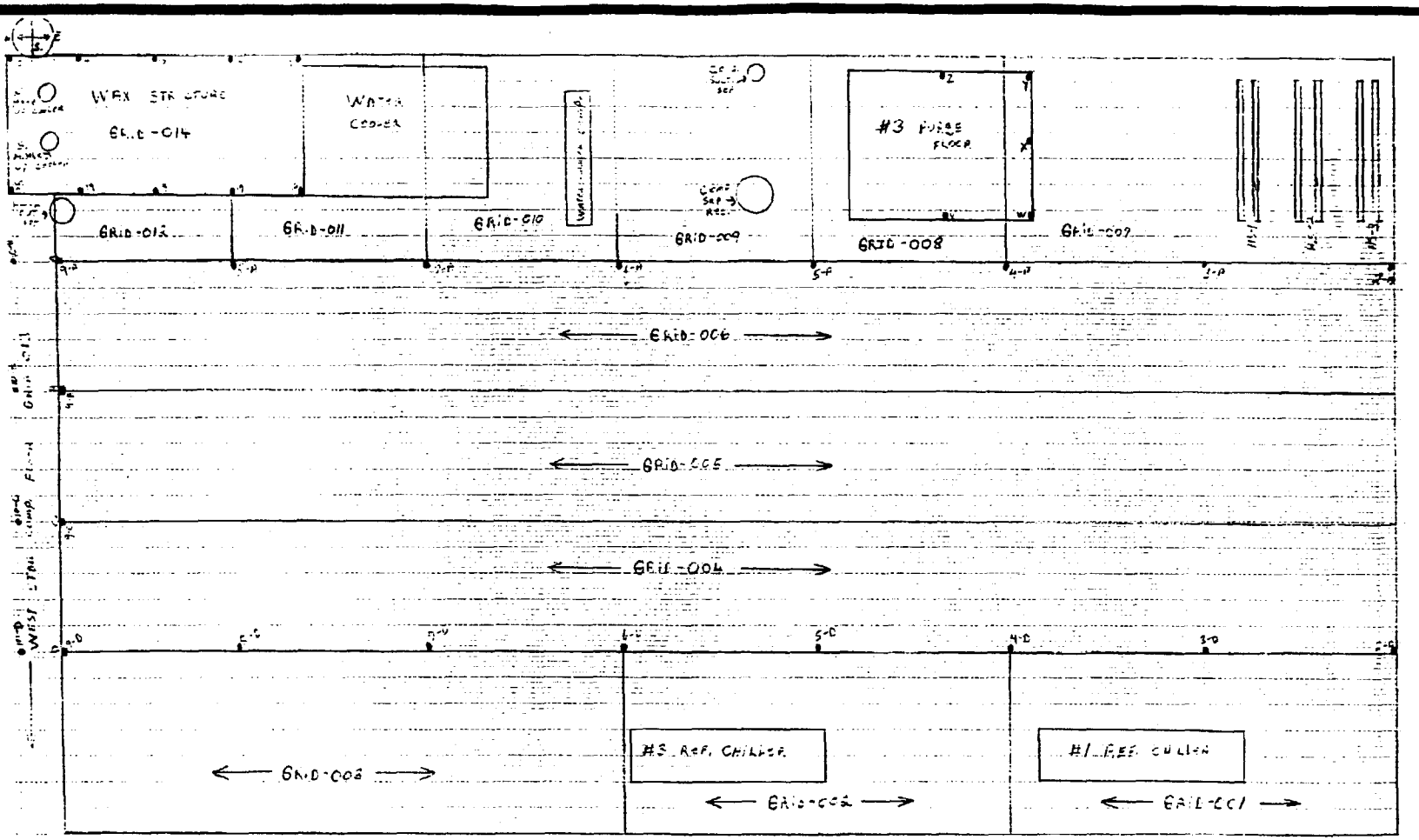

UNIT 12, GROUP 10
571 BLDG, "D" UNIT

DUP 0326177

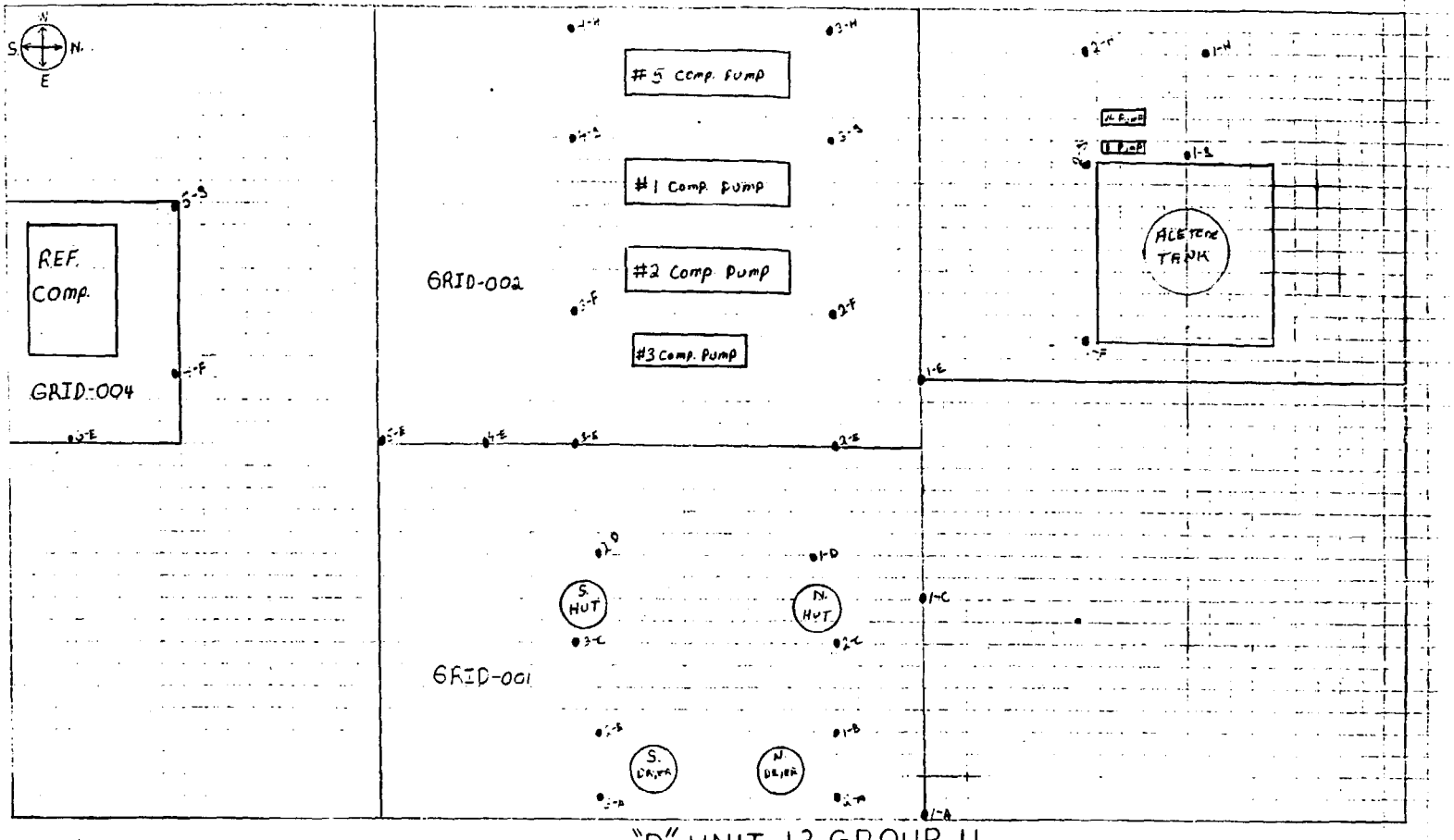

"D" UNIT 12, GROUP 11

ACETONE

DUP 0326178

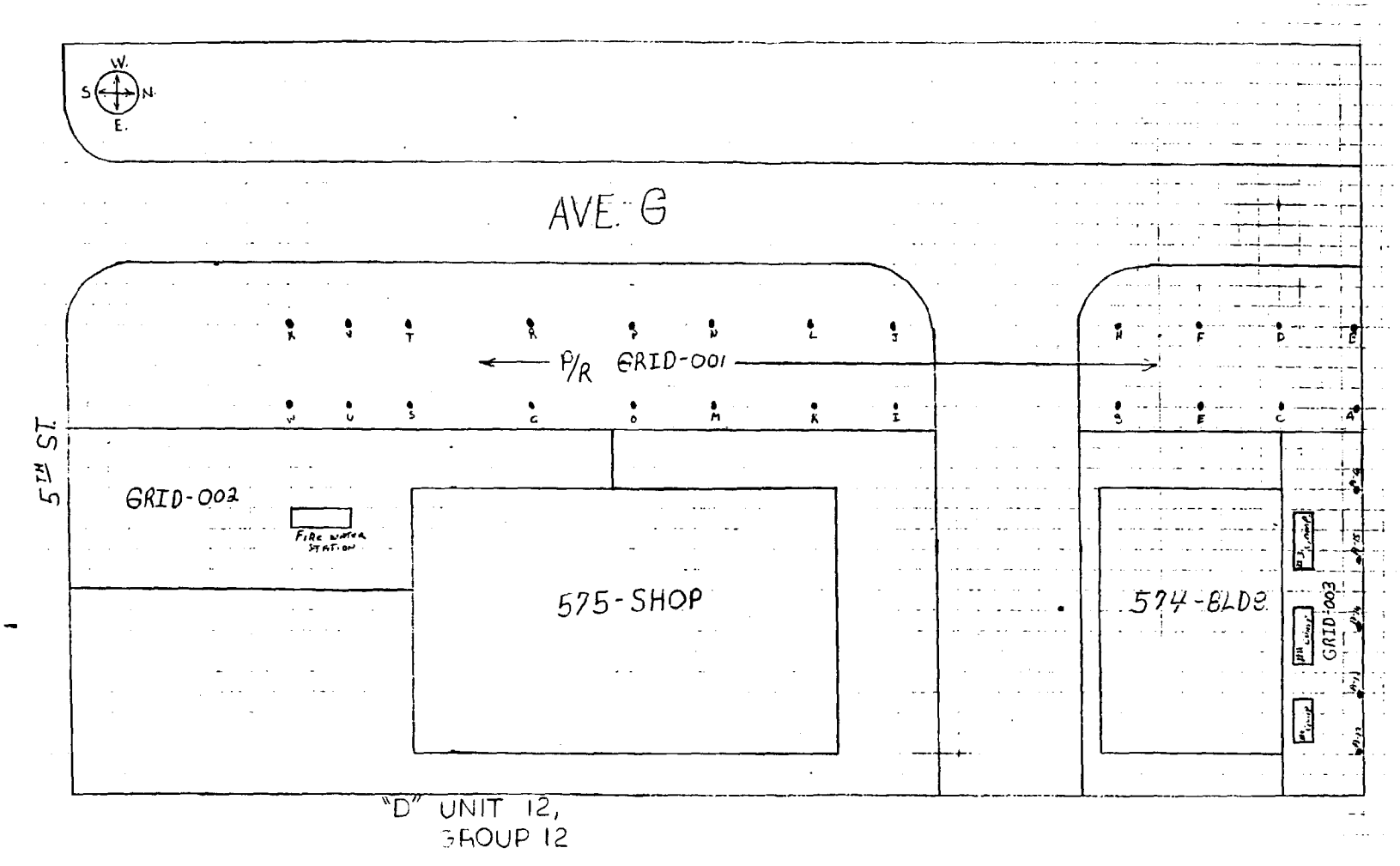
W.
S
N.
E.
AVE. G
P/R GRID-001
5TH ST.
GRID-002
FIRE WATER STATION
575-SHOP
574-BLDG.
GRID-003
"D" UNIT 12,
GROUP 12

DUP 0326179

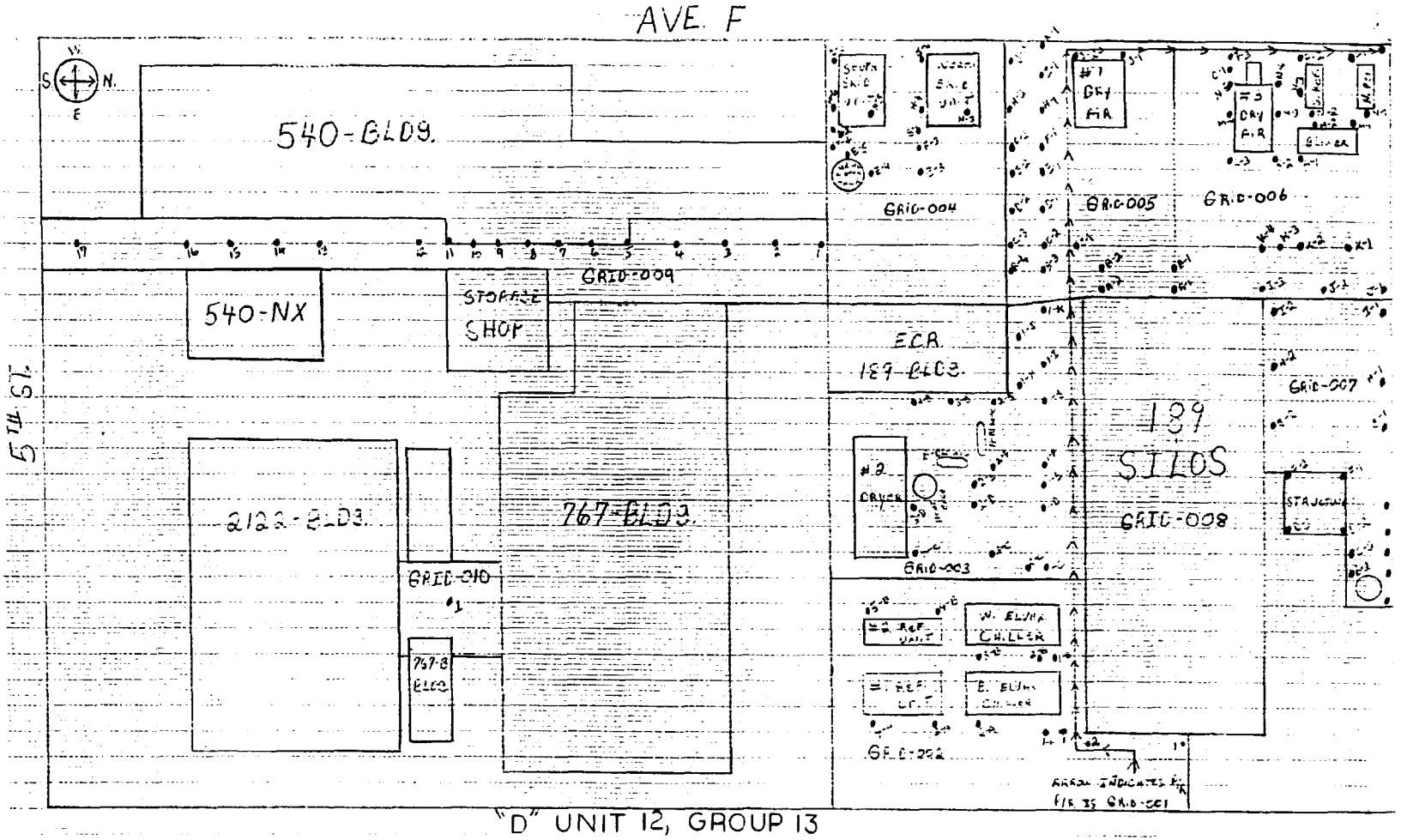

"D" UNIT 12, GROUP 13

BLDG 189 - MISC

DUP 0326180

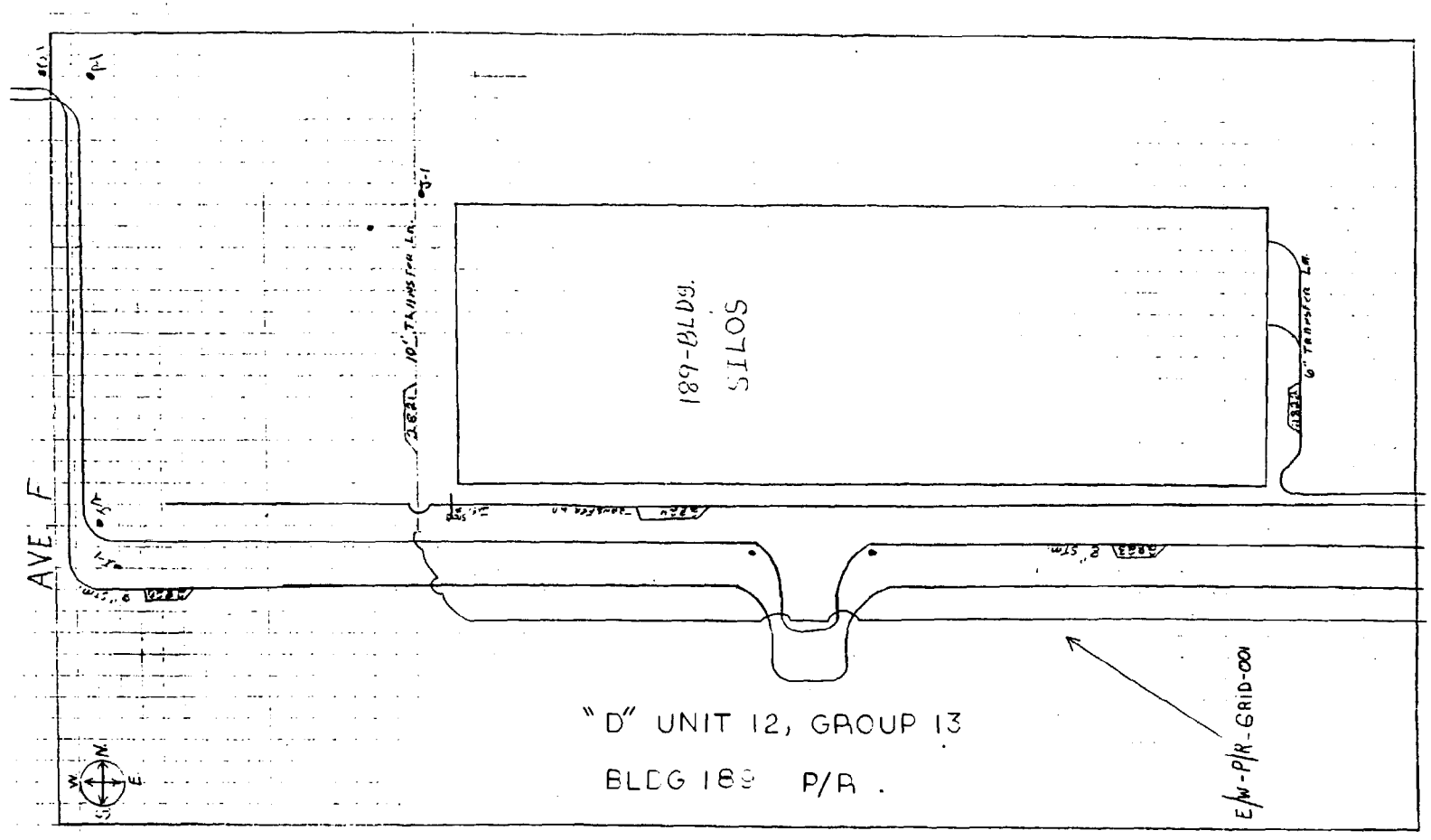
AVE. F
189-BLDG.
SILOS
"D" UNIT 12, GROUP 13
BLDG 189 P/R .
E/W-P/R-GRID-001

DUP 0326181

261 Bldg 1st FLR

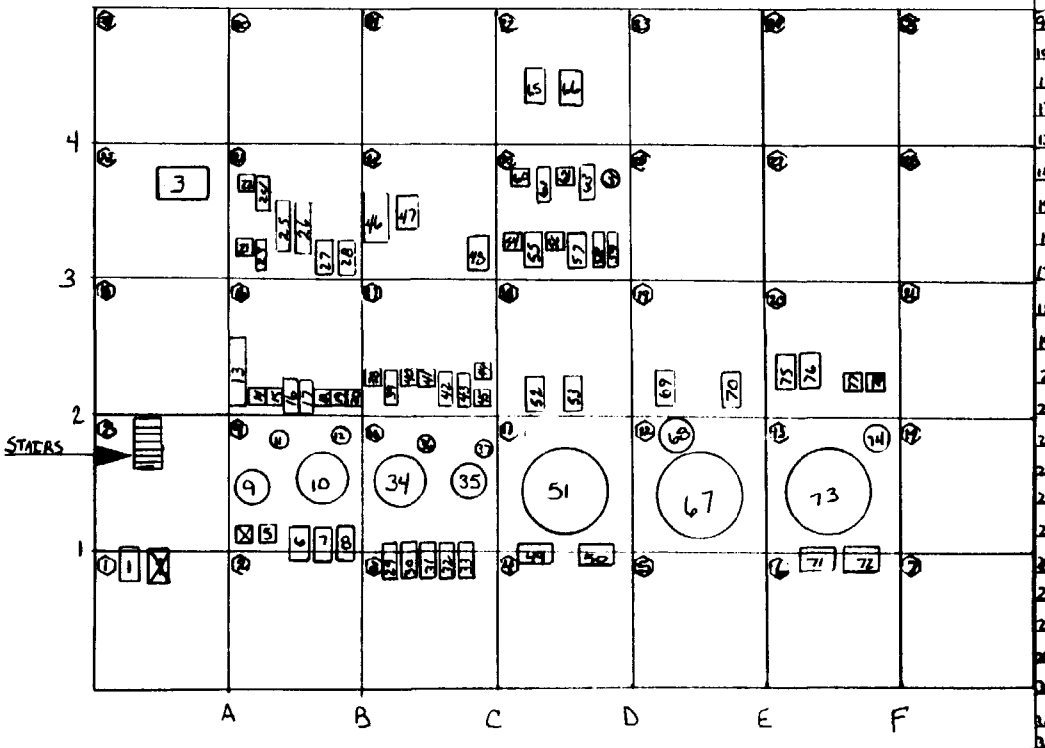

1.	Relief Vnt Smp Pmp	34.	Col A	67.	Col B1
2.	Omit	35.	Col C	68.	B1 Col Stm Cond TK
3.	Bldg Sump Pump	36.	A Col Col Stm TK	69.	N Tails Pmp Col B1
4.	N Col. Pmp Col F	37.	C Col Col Stm TK	70.	S Tails Pmp Col B1
5.	S Col. Pmp Col F	38.	S Tails Pmp Col A	71.	N Circ Pmp Col D
6.	N Cond Circ Pmp Col F	39.	D Cond Circ Pmp	72.	S Circ Pmp Col D
7.	S Cond Circ Pmp Col F	40.	N. Make Pmp Col A	73.	Col D
8.	N Cond Circ Pmp Col E	41.	S. Make Pmp Col A	74.	D Col Stm Cond TK
9.	Col F	42.	N Aqua NH3 Xfer Pmp	75.	N make Pmp Col D
10.	Col E	43.	S Aqua NH3 Xfer Pmp	76.	S make Pmp Col D
11.	F Col Col. Stm Cond	44.	N Tails Pmp Col C	77.	N Tails Pmp Col D
12.	E Col Col. Stm Cond	45.	S Tails Pmp Col C	78.	S Tails Pmp Col D
13.	Hotwell Sump Pmp	46.	A Col Tails TK		
14.	N Tails Pmp Col E	47.	A Col FD TK		
15.	S Tails Pmp Col E	48.	NH3 Scrub. HT Xchg		
16.	N make Pmp Col E	49.	N Col B2 Cond Circ Pmp		
17.	S make Pmp Col E	50.	S Col B2 Cond Circ Pmp		
18.	N Tails Pmp Col E	51.	B2 Cond Tk		
19.	S Tails Pmp Col E	52.	N Tails Pmp Col B2		
20.	N Tails Pmp Col A	53.	S Tails Pmp Col B2		
21.	Trim Circ Pmp Col F	54.	Trim Circ Pmp Col A		
22.	Trim Circ Pmp Col E	55.	Not In Service		
23.	F Col Trim Cond Clr	56.	Col B2 Trim Cond Pmp		
24.	F Col Trim Cooler	57.	B2 Col Trim Clr		
25.	N Trim Htg Circ Pmp	58.	N Demin Htg Circ Pmp		
26.	S Trim Htg Circ Pmp	59.	S Demin Htg Circ Pmp		
27.	N Cond Demin FD TK	60.	Trim Circ Pmp Col C		
28.	S Cond Demin FD TK	61.	C Col Trim Clr		
29.	S Cond Circ Pmp Col E	62.	Trim Circ Pmp Col D		
30.	N Cond Circ Pmp Col A	63.	D Col Trim Clr		
31.	S Cond Circ Pmp Col A	64.	Dem Htg make TK		
32.	N Cond Circ Pmp Col C	65.	N Smp Pmp Bldg 158		
33.	S Cond Circ Pmp Col C	66.	S Smp Pmp Bldg 158		

DUP 0326182

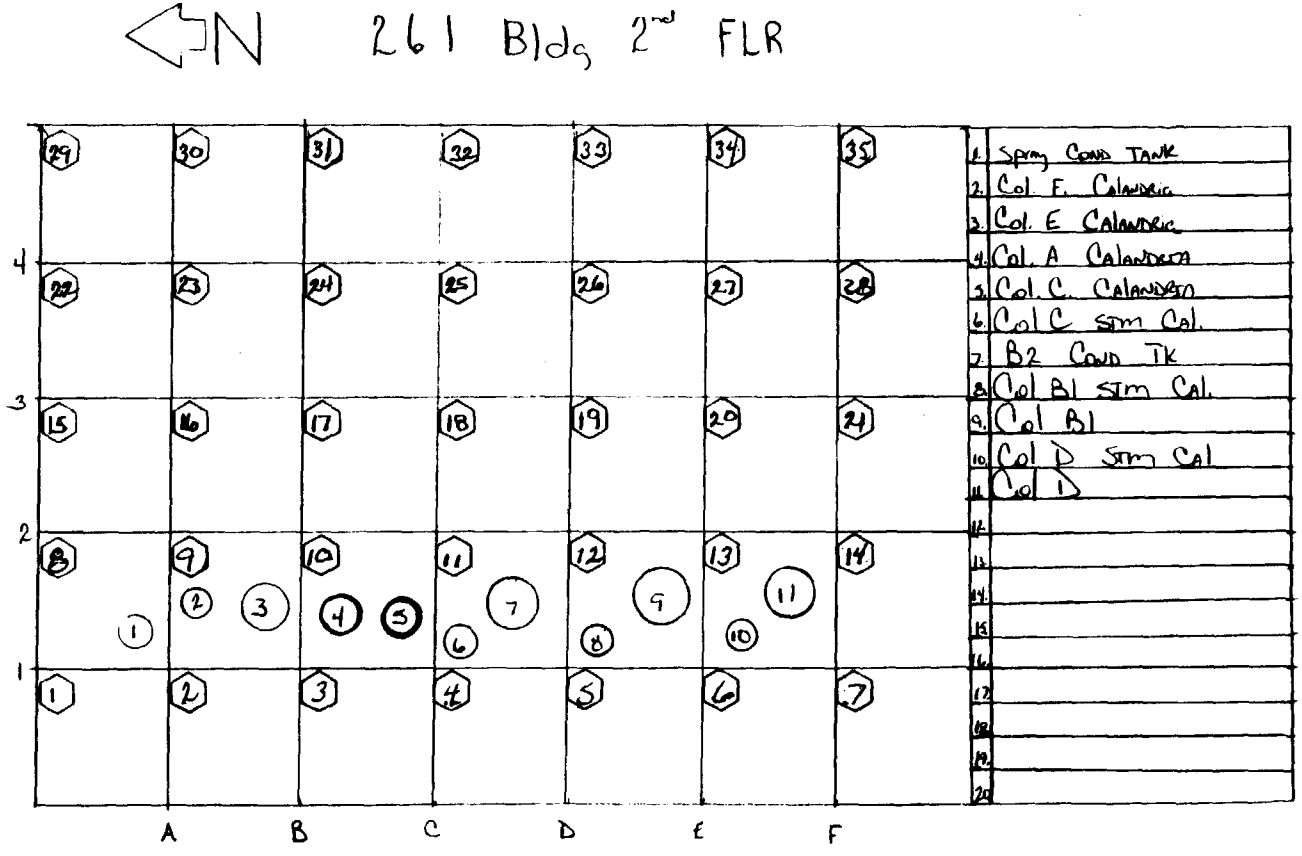
N
261 Bldg 2nd FLR
A
B
C
D
E
F
1
2
3
4
1. Spray Cond Tank
2. Col. F. Calandria
3. Col. E Calandria
4. Col. A Calandria
5. Col. C. Calandria
6. Col C sim Col.
7. B2 Cond Tk
8. Col B1 sim Col.
9. Col B1
10. Col D sim Col
11. Col D

DUP 0326183

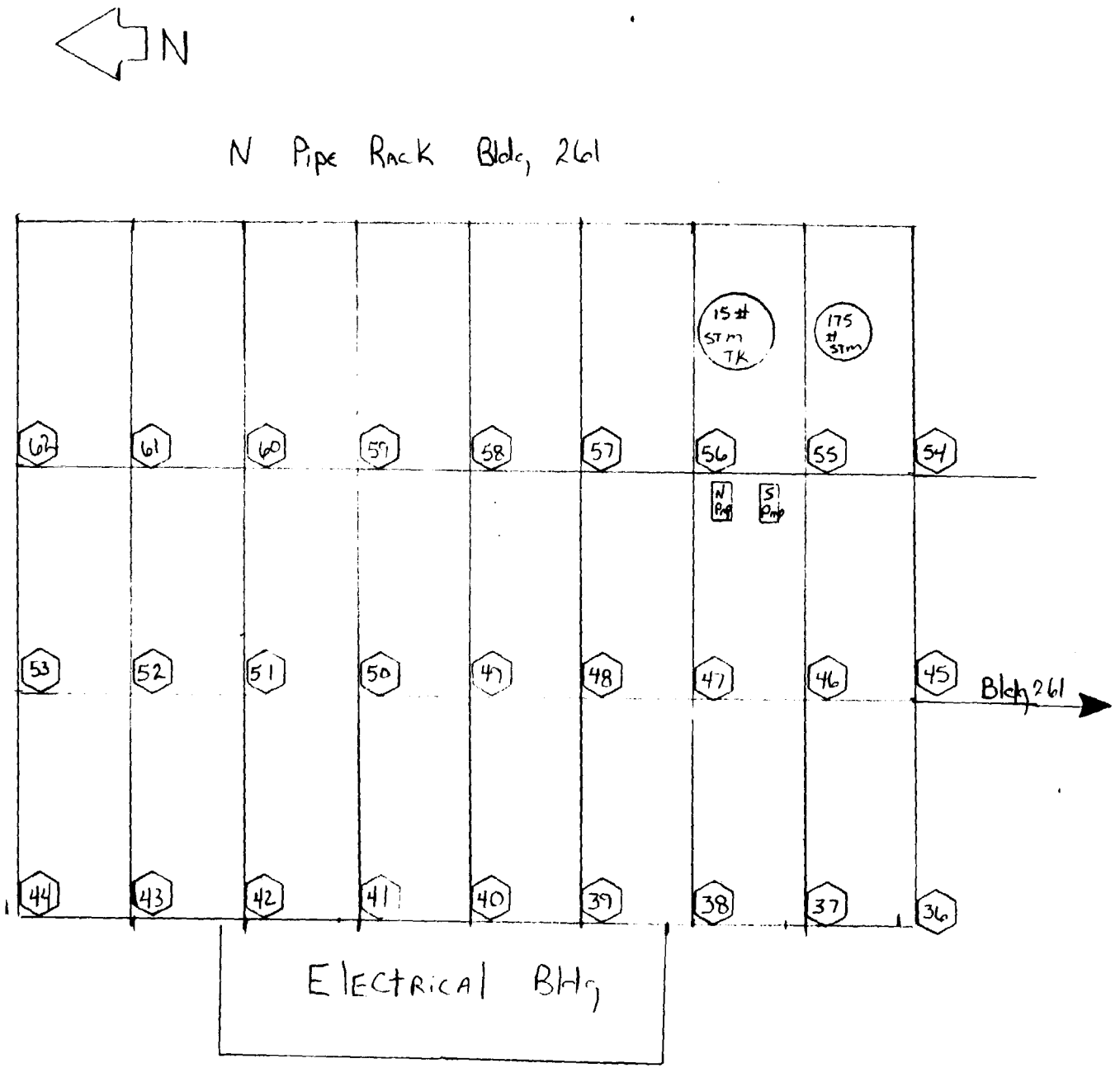
N
N Pipe Rack Bldg 261
15 # Stm TK
175 # Stm
63
61
60
59
58
57
56
55
54
N Pump
S Pump
53
52
51
50
49
48
47
46
45
Bldg 261
44
43
42
41
40
39
38
37
36
Electrical Bldg

DUP 0326184

DIAMINE TANK FARM 317

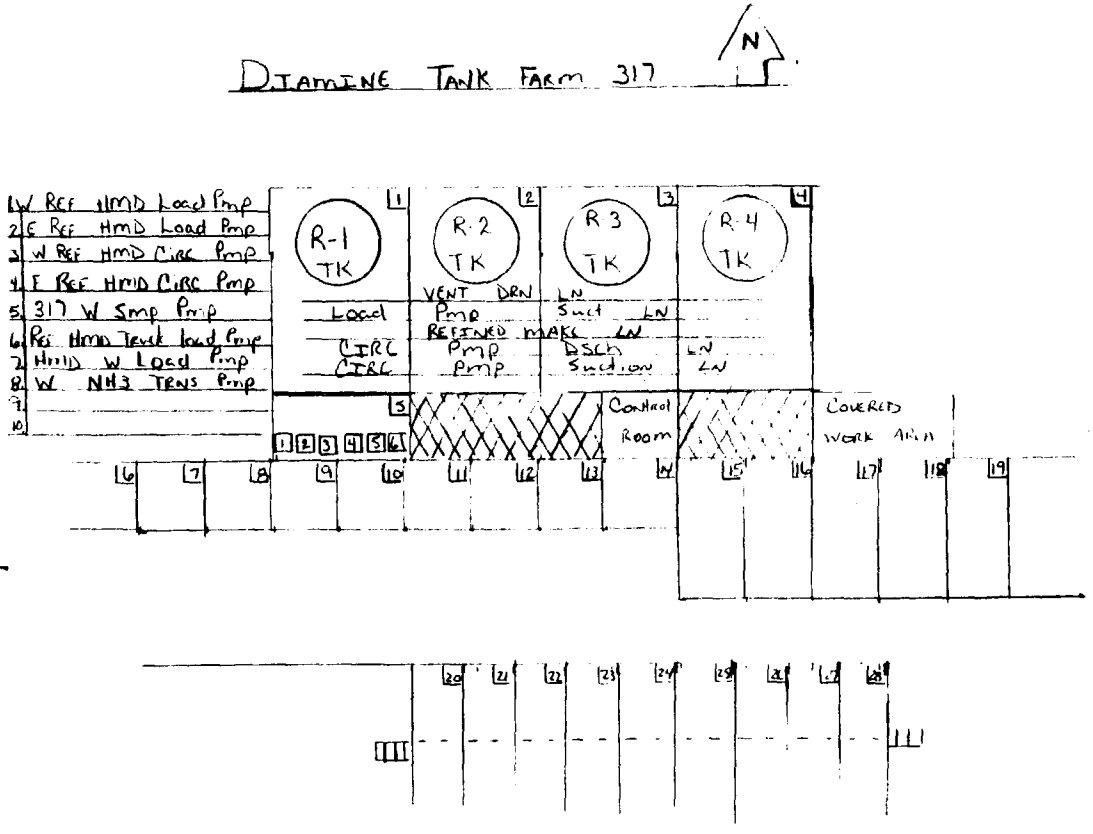

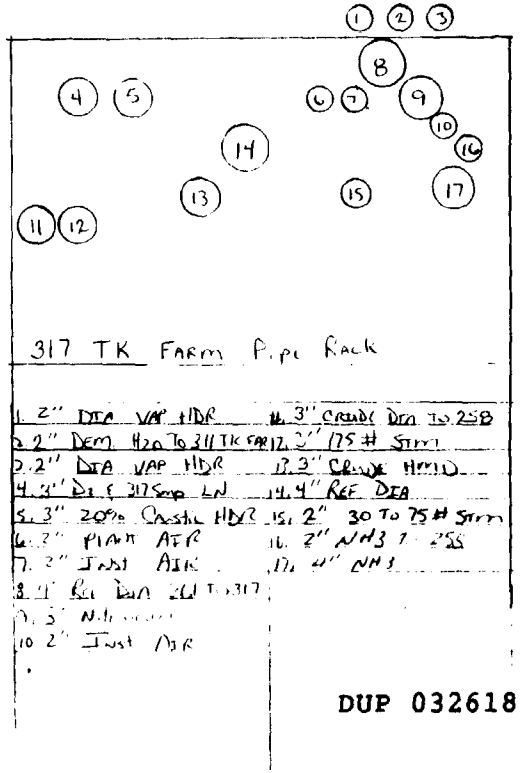

DUP 0326185

SW

517 TK FARM

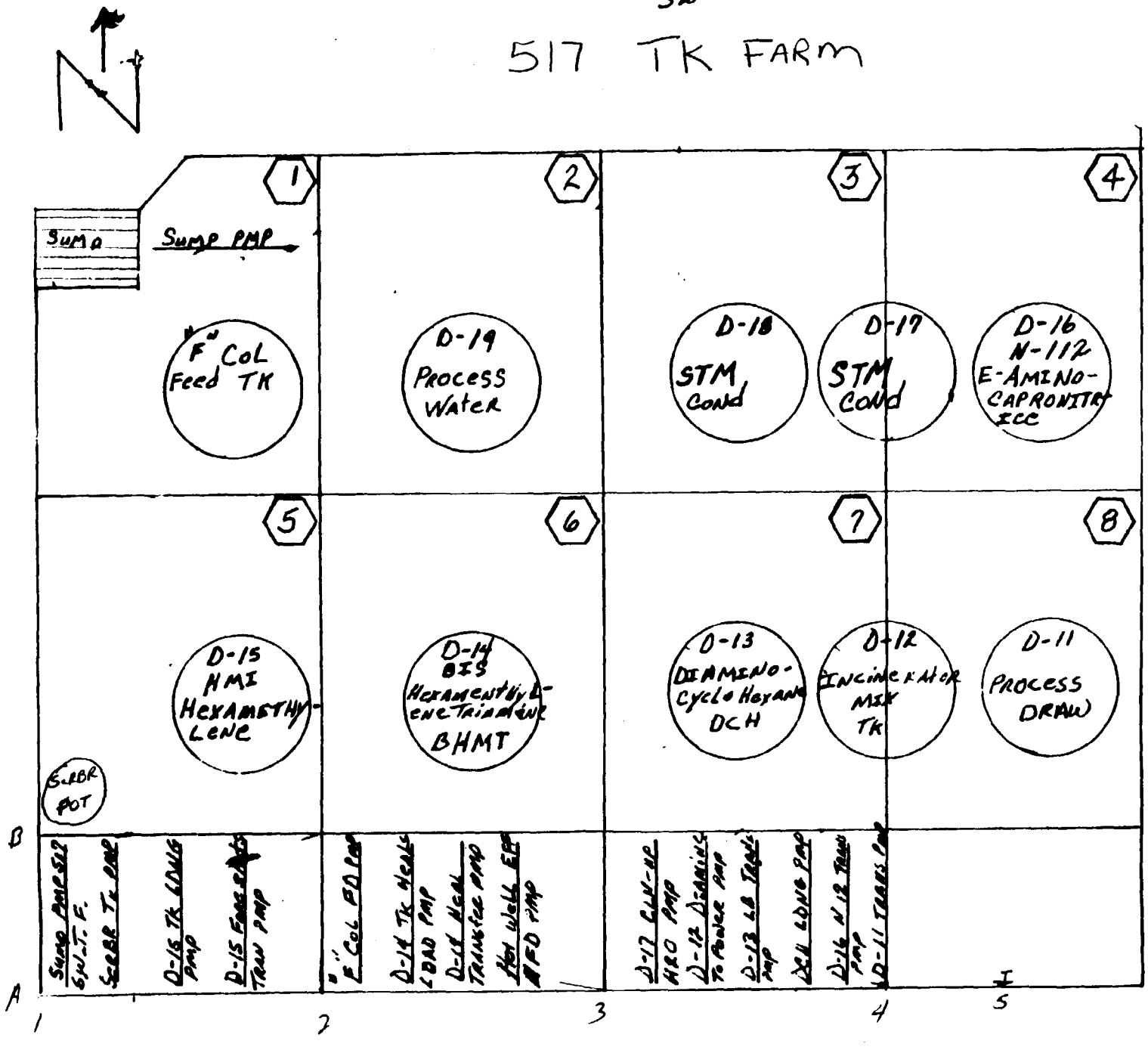

DUP 0326186

514 Bldg

N

Diamine /KA
Group 5
Unit 2

1. S #3 AC Aft Cool Lube oil Pump
2. N #3 AC Aft Cool Lube oil Pump
3. Xtra Pump
4. AC Lube Oil Console
5. W Lube oil Drum
6. C Lube oil Drum
7. E Lube oil Drum
8. AC Aftcl Cooler
9. #1 Clark Main oil Pump
10. #1 Clark Comm Aux Pump
11. #1 Clark Lube oil Console
12. #2 Clark Main oil Pump
13. #2 Clark Aux Pump
14. #2 Clark Lube oil Console
15. ?
16. S Mist Eliminator
17. N Mist Eliminator
18. Aft Rec Tank
19. S Inlet Air Heater
20. N Inlet Air Heater
21. ?
22. ?
23. W Pall Dryer
24. C Pall Dryer
25. Vent Stack

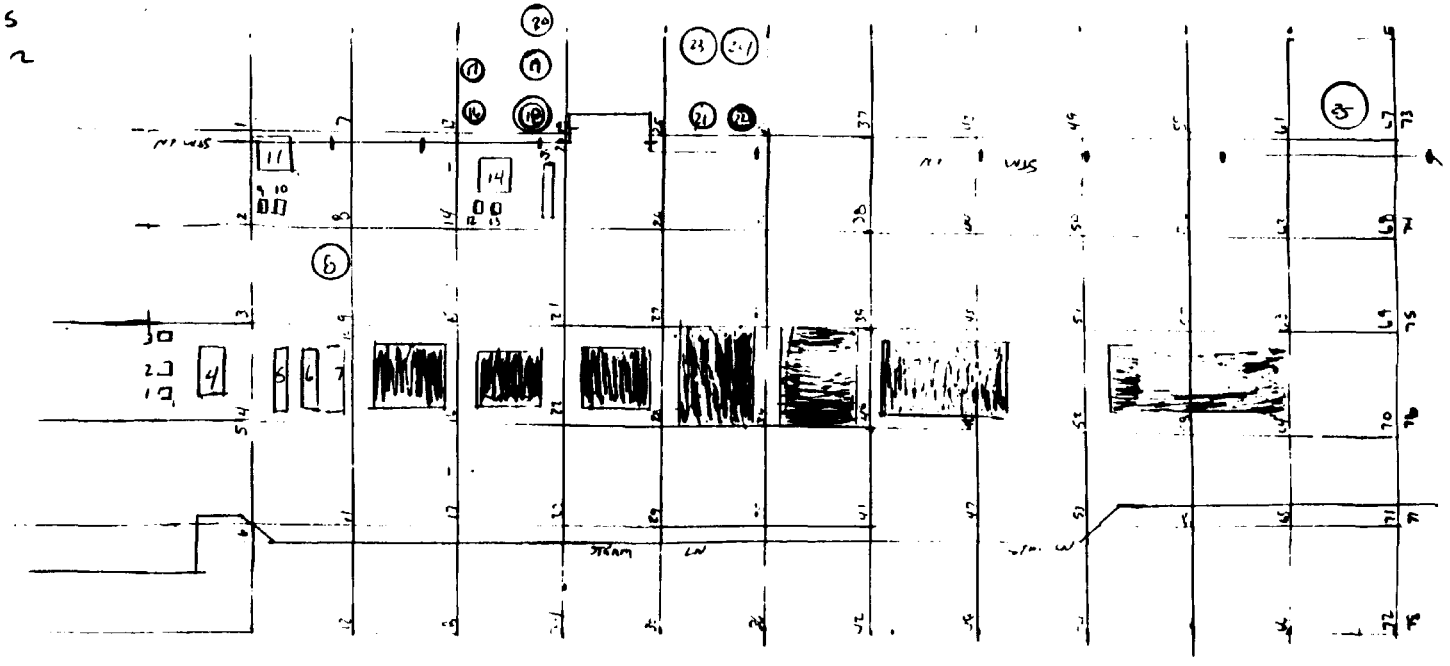

DUP 0326187

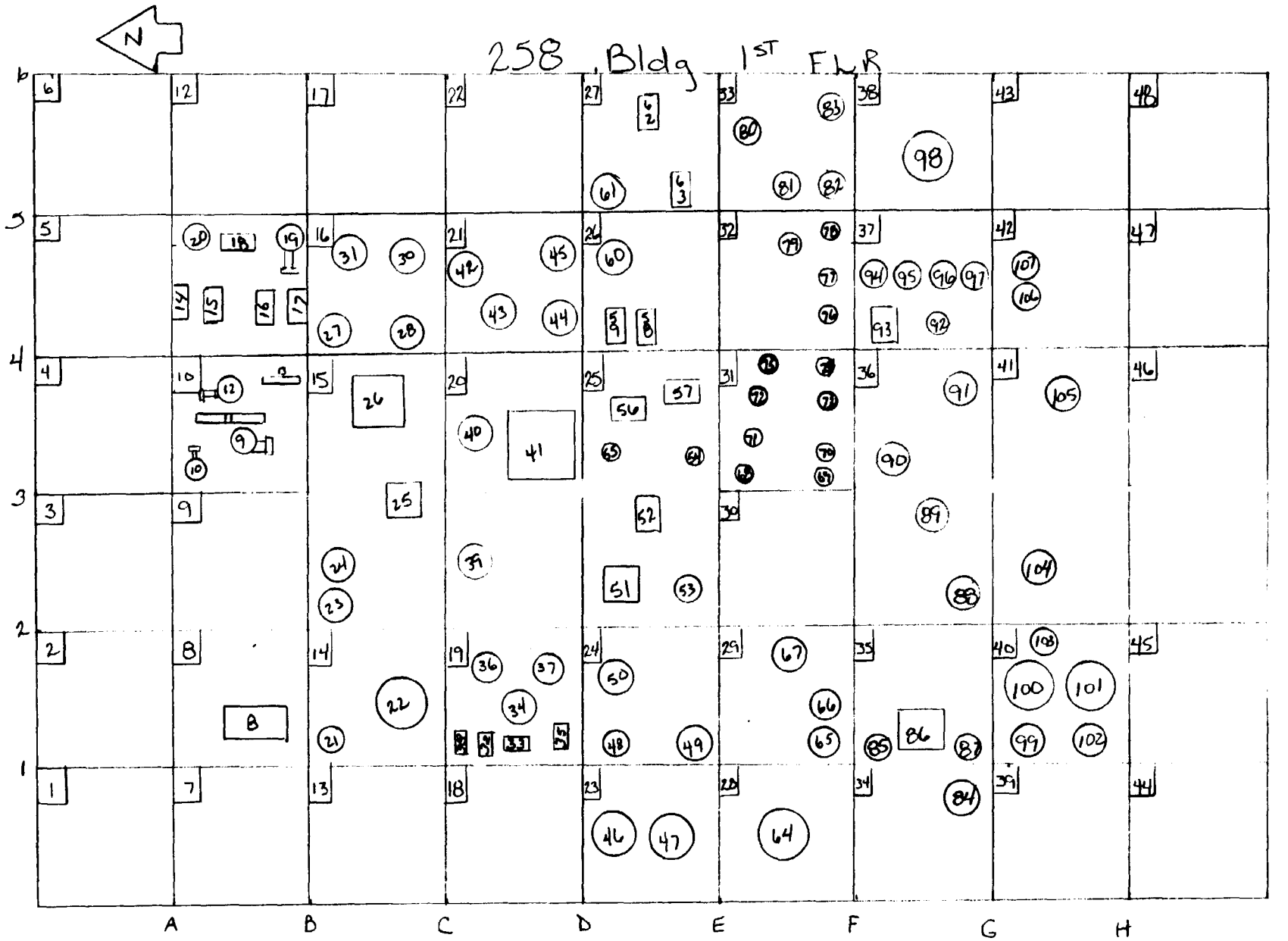

DUP 0326188

1.
2.
3.
4.
5.
6.
7.
8.
9. Separator
10. Separator 2nd STAGE
11. 2nd STAGE Inter Cooler
12. Separator 3rd STAGE
13. 1ST STAGE Inter Cooler
14. N CRD HMD Pmp
15. S CRD HMD Pmp
16. N Cond. Pmp
17. S Cond Pmp
18. #1 Separator
19. Cond Flash Tk
20. Cartridge Filter
21. Can Blower
22. Elect. Preheater
23. Filter
24. Filter
25. Packing, Cooler Console
26. Lube Oil Console
27. H.P. Absorb Pmp
28. H.P. Absorb Pmp
29.
30. Reflux Pmp
31. Reflux Pmp
32. Suction Trap
33. Oil Reliever
34. Refrig Comp.
35. Separator
36. CRU. SEPARATOR
37. Refrig. Separator
38. Elect. Heater
39. CVL Support Tip
40. Oil Separator
41. Inj Pmp Motor
42. Filter
43. Process Water Pmp
44. STM Turbine
45. Process Water Pmp
46. Stack Tk #1
47. Catch Tk #1
48. Catch Tk #1 Pmp
49. Catch Tk #1 Pmp
50. STM Turbine
51. Lube Oil Console
52. L.O. Pmp
53. Hyper Vent Separator
54. Inj. Pmp Motor
55. Speed Reducer
56. AIDN Pmp Cooler
57. Cooler
58. Temp. Water Pmp
59. Temp Water Pmp
60. Process Water Tk
61. Filter
62. Pmp
63. Pmp
64.
65.
66.
67. Separator
68.
69.
70. Compressor Support
71. R.V. Separator
72. Packing, Cooling Console
73.
74. Lube oil Console
75.
76.
77. Catch Tank #2 Pmp
78. Catch Tank #2 Pmp
79. Catch Tank #2 Pmp
80. Catch Tank #2 Pmp
81.
82.
83. Heat EXCHANGER
84. Reclaimer Tk Pmp
85.
86. Reclaimer Tk Pmp
87.
88.
89. R.V. Separator
90. Vent Separator
91. Packing, Cooling Console
92. Separator
93. Reflux Pmp
94.
95. 1 TK
96.
97.
98.
99. Reclaimer Pmp TK
100. Reclaimer Pmp TK
101. Reclaimer Pmp TK
102.
103. Separator 2nd INTER
104. R.V. Separator
105. Lube oil Console
106. TK
107. Pmp

DUP 0326189

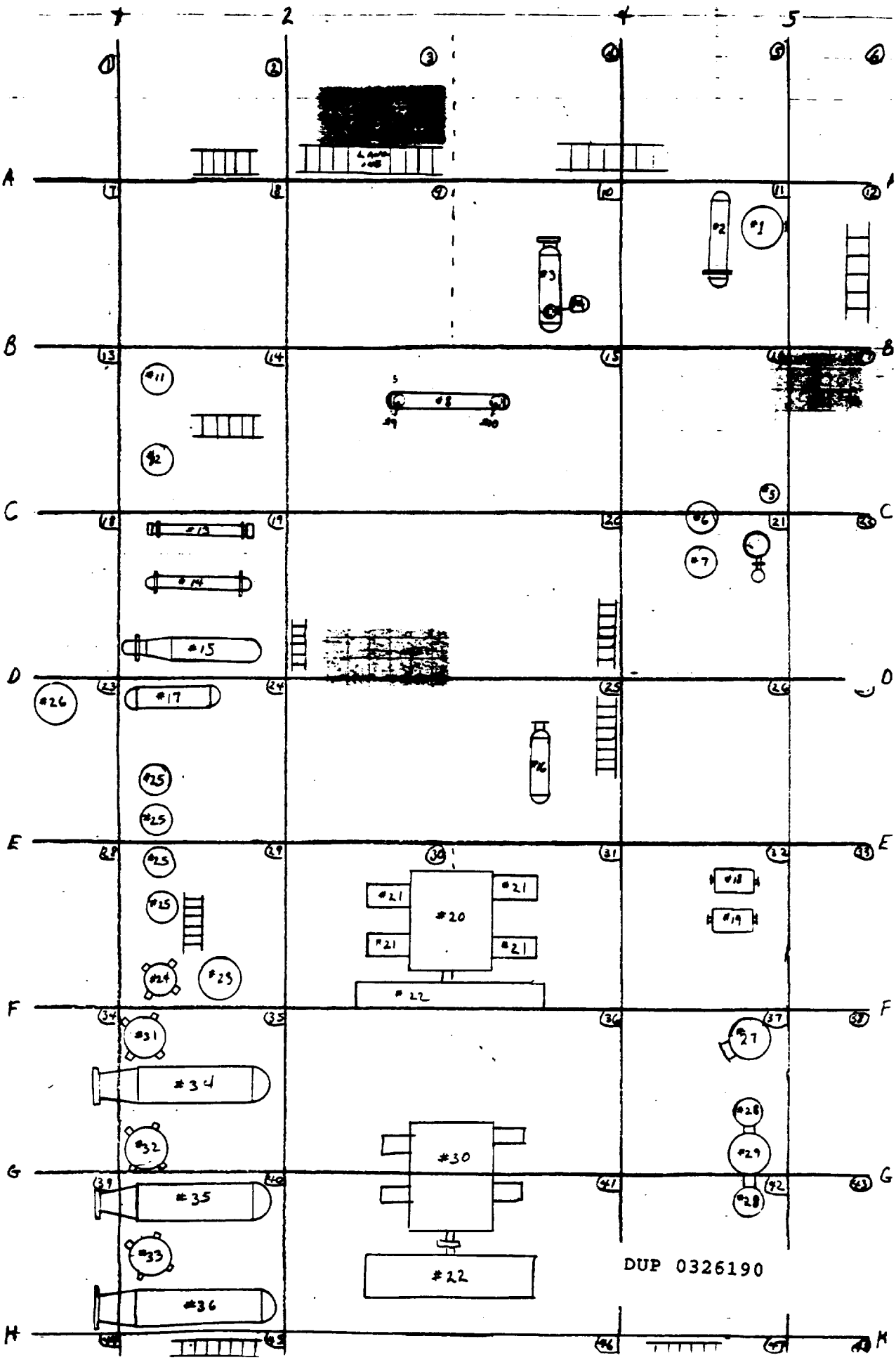
2
5
A
B
C
D
E
F
G
H
#1
#2
#3
#5
#6
#7
#8
#11
#12
#15
#16
#17
#18
#19
#20
#21
#22
#24
#25
#26
#27
#28
#29
#30
#31
#32
#33
#34
#35
#36
DUP 0326190

ENGINEERING DUPONT COMPUTATION SHEET

TITLE OF PROJ OR STUDY _____ PROJ OR STUDY NO _____

SUBJECT 258 BLDG 2ND WORKS _____

COMPUTER _____ DATE _____ 19 _____

FLASH TK
RECYCLE TKS HTR
PULSE DMA 1ST STG SUCT
PULSE DAMP 1ST STG DIS
ABSORBER SCRUBBER
N. MAKE RECEIVER
S. MAKE RECEIVER
PULSATION DAMPENER
DISCHARGE VESSEL
SUCTION VESSEL
COU OXIDATION SHELL
CART RED SHELL
CRU HEAT EXCH
WATER COOLER
FREON HEAT EXCH
PULS DAMP SUCT
FREON RECEIVER
N STACK TK COOLER
S STACK TK COOLER
HYPER COMP #1
SNUBBERS
HYPER COMP MTR
I.P. SEPARATOR
H.P. SEPARATOR
CARTRIDGES
STACK TK COOLER
VAPOR COOLER
CALANDRIA
FLASH EVAORATOR
HYPER COMP #2
CONVERTER A
CONVERTER B
CONVERTER C
RECLAIMER A
RECLAIMER B
RECLAIMER C

DUP 0326191

USE STANDARDS FOR ... MUM ... INSTALLATIONS

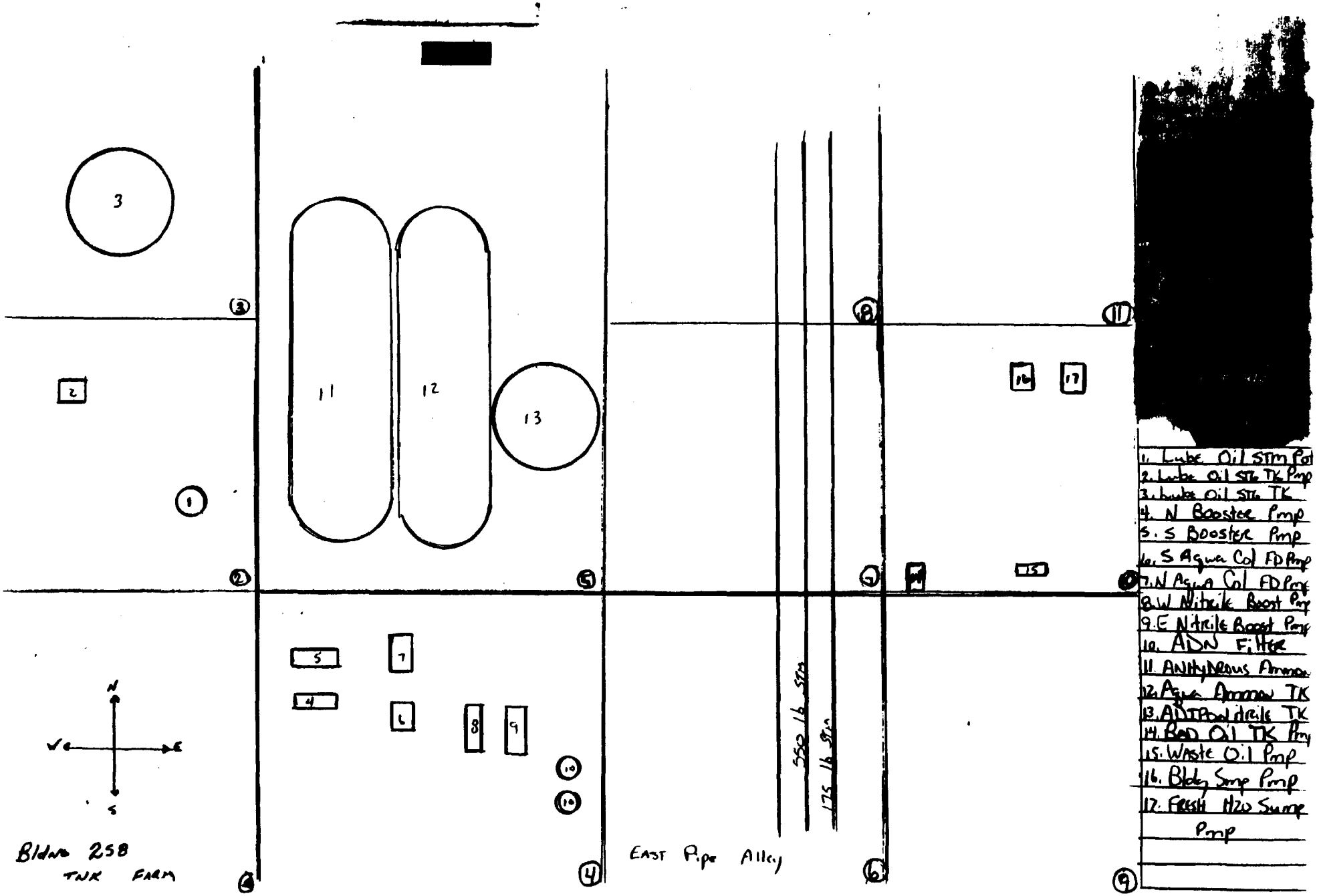
3
11
12
13
2
1
5
7
4
6
8
9
10
10
N
W
E
S
Bldg 258
TNK FARM
EAST Pipe Alley
550 16 STM
175 16 STM
1. Lube Oil STM Pot
2. Lube Oil STG TK Pmp
3. Lube Oil STG TK
4. N Booster Pmp
5. S Booster Pmp
6. S Aqua Col FD Pmp
7. N Aqua Col FD Pmp
8. W Nitrile Boost Pmp
9. E Nitrile Boost Pmp
10. ADN Filter
11. ANHYdrous Ammonia
12. Aqua Ammonia TK
13. ADIPonitrile TK
14. Bed Oil TK Pmp
15. Waste Oil Pmp
16. Bldg Sump Pmp
17. Fresh H2O Sump Pmp

DUP 0326192

261 Bldg 1st FLR

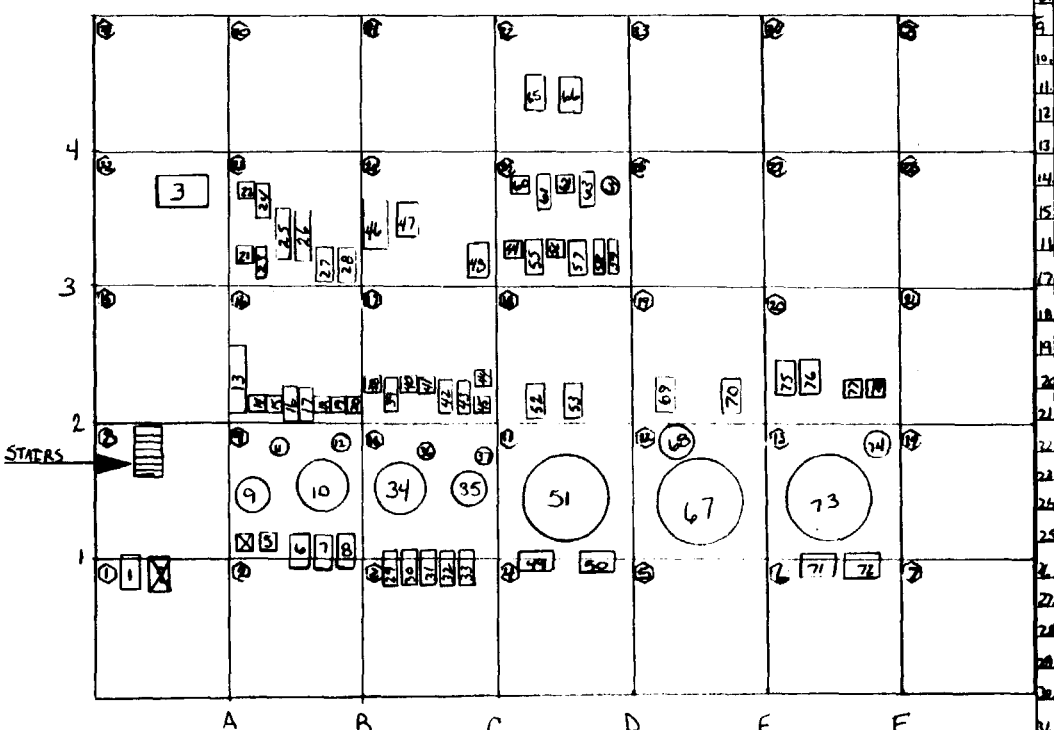

1.	Relief Vent Sump Pump	34.	Col A	67.	Col B1		
2.	Omit	35.	Col C	68.	B1 Col Stm Cond TK		
3.	Bldg Sump Pump	36.	A Col Col Stm TK	69.	N Tails Pump Col B1		
4.	N Col. Pump Col F	37.	C Col Col Stm TK	70.	S Tails Pump Col B1		
5.	S Col. Pump Col F	38.	S Tails Pump Col A	71.	N Circ Pump Col D		
6.	N Cond Circ Pump Col F	39.	D Cond Charge Pump	72.	S Circ Pump Col D		
7.	S Cond. Circ Pump Col F	40.	N. Make Pump Col A	73.	Col D		
8.	N Cond Circ Pump Col E	41.	S. Make Pump Col A	74.	D Col Stm Cond TK		
9.	Col F	42.	N Aqua NH3 Xfer Pump	75.	N make Pump Col D		
10.	Col E	43.	S Aqua NH3 Xfer Pump	76.	S make Pump Col D		
11.	F Col Col. Stm. Cond	44.	N Tails Pump Col C	77.	N Tails Pump Col D		
12.	F Col Col Stm Cond	45.	S Tails Pump Col C	78.	S Tails Pump Col D		
13.	Hotwell Sump Pump	46.	A Col Tails TK				
14.	N Tails Pump Col F	47.	A Col FD TK				
15.	S Tails Pump Col F	48.	NH3 Scrub. HT Xchg				
16.	N make Pump Col E	49.	N Col B2 Cond Circ Pump				
17.	S make Pump Col E	50.	S Col B2 Cond Circ Pump				
18.	N Tails Pump Col E	51.	B2 Cond TK				
19.	S Tails Pump Col E	52.	N Tails Pump Col B2				
20.	N Tails Pump Col A	53.	S Tails Pump Col B2				
21.	Trim Circ Pump Col F	54.	Trim Circ Pump Col A				
22.	Trim Circ Pump Col E	55.	Not In Service				
23.	F Col Trim Cond Clr	56.	Col B2 Trim Cond Pump				
24.	F Col Trim Cooler	57.	B2 Col Trim Clr				
25.	N Temp H2o Circ Pump	58.	N Demin. H2o Circ Pump				
26.	S Temp H2o Circ Pump	59.	S Demin H2o Circ Pump				
27.	N Cond Dea. FD TK	60.	Trim Circ Pump Col C				
28.	S Cond Dea FD TK	61.	C Col Trim Clr				
29.	S Cond Circ Pump Col E	62.	Trim Circ Pump Col D				
30.	N Cond Circ Pump Col A	63.	D Col Trim Clr				
31.	S Cond Circ Pump Col A	64.	Dem H2o make TK				
32.	N Cond Circ Pump Col C	65.	N Sump Pump Bldg 158				
33.	S Cond Circ Pump Col C	66.	S Sump Pump Bldg 158				

DUP 0326193

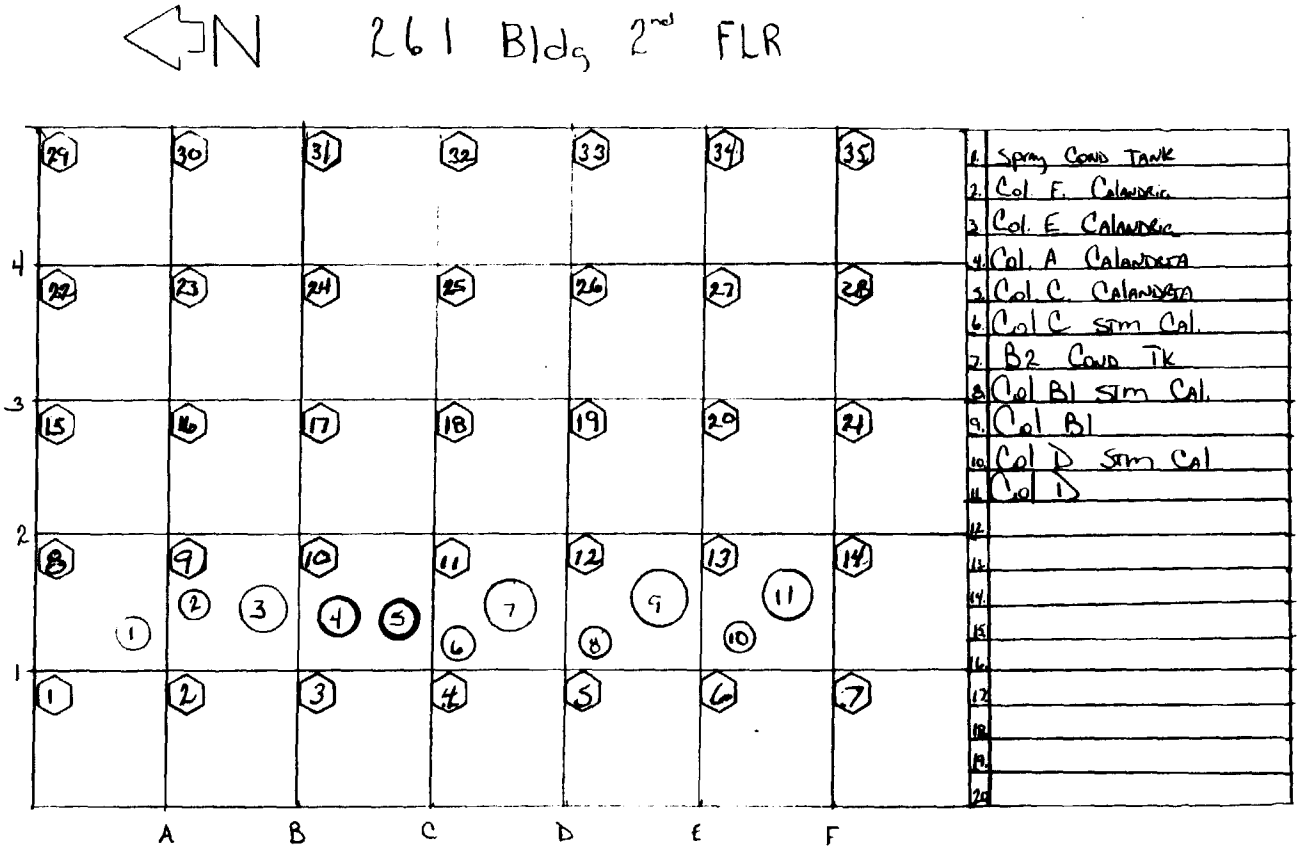
N
261 Bldg 2nd FLR
29 30 31 32 33 34 35
22 23 24 25 26 27 28
15 16 17 18 19 20 21
8 9 10 11 12 13 14
1 2 3 4 5 6 7
A B C D E F
1 2 3 4
1. Spray Cond Tank
2. Col F Calandria
3. Col E Calandria
4. Col A Calandria
5. Col C Calandria
6. Col C Sim Col.
7. B2 Cond Tk
8. Col B1 Sim Col.
9. Col B1
10. Col D Sim Col
11. Col D

DUP 0326194

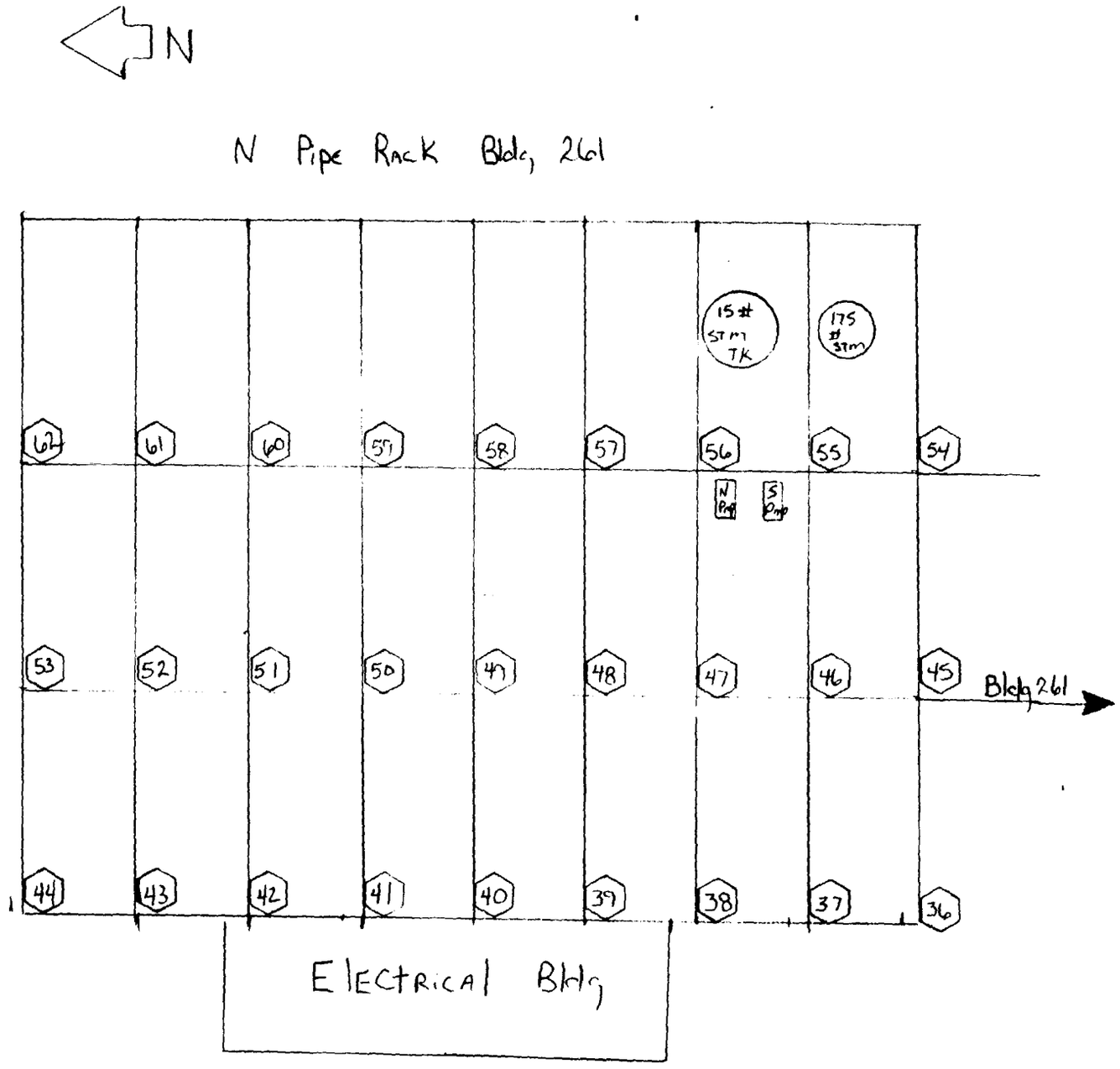
N
N Pipe Rack Bldg 261
15# STM TK
175# STM
62
61
60
59
58
57
56
55
54
N Pump
S Pump
53
52
51
50
49
48
47
46
45
Bldg 261
44
43
42
41
40
39
38
37
36
ELECTRICAL Bldg

DUP 0326195

Diamine Tank Farm 317

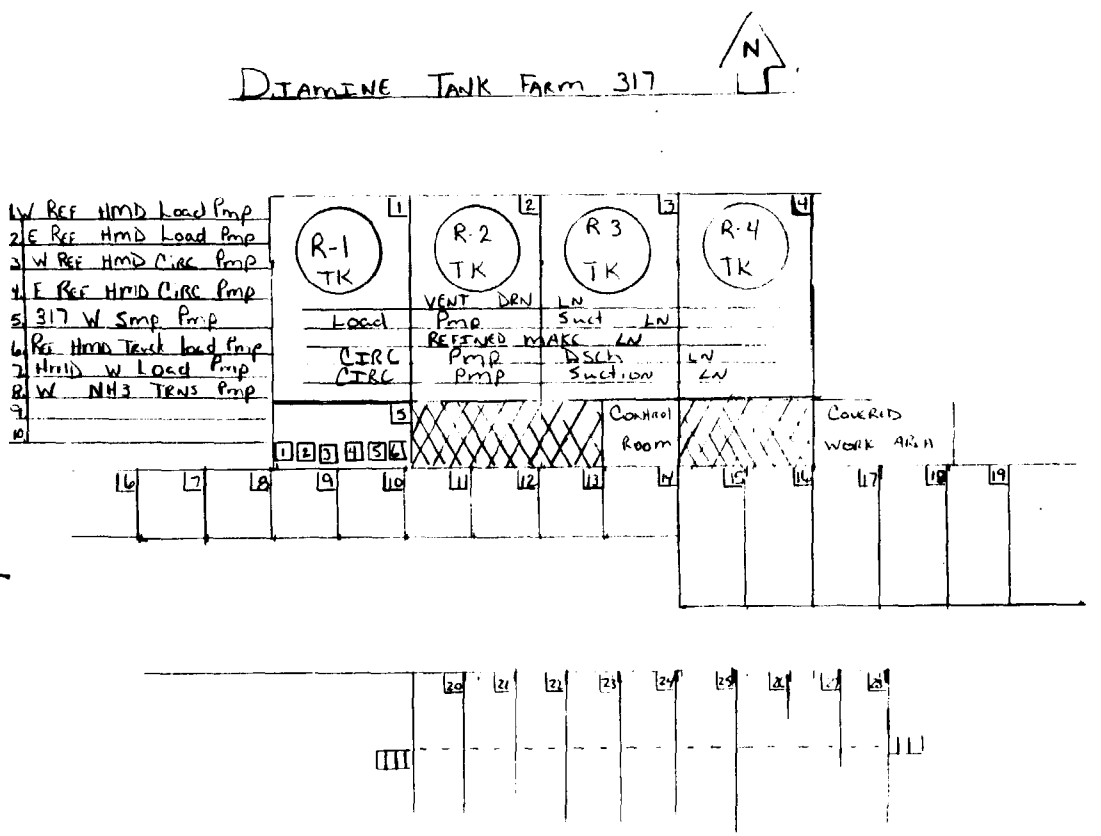

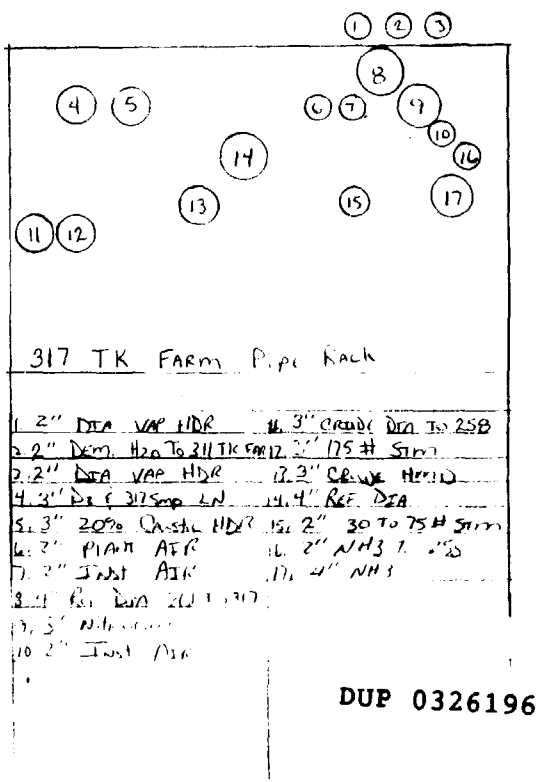

DUP 0326196

SW

517 TK FARM

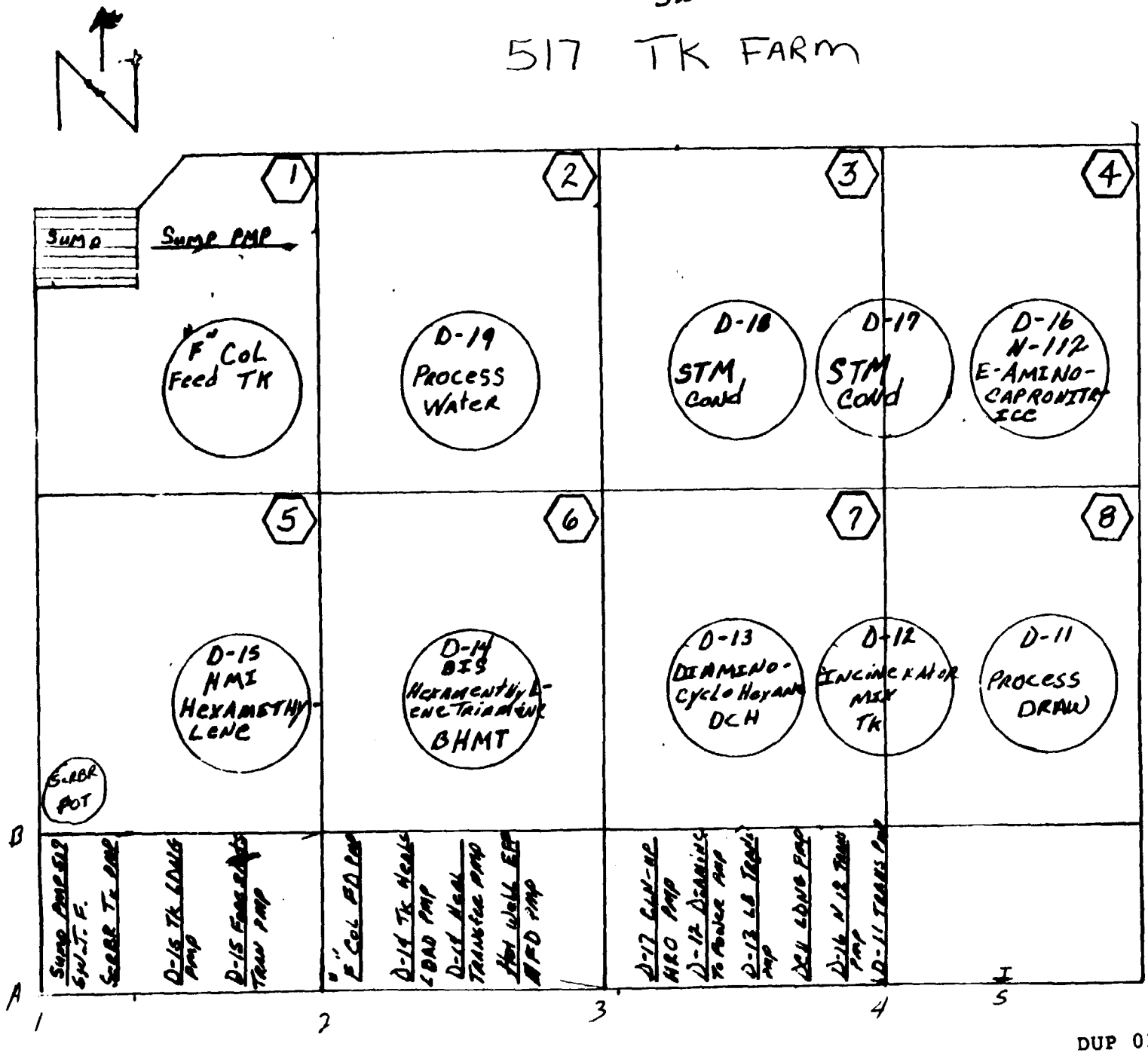

DUP 0326197

5M Bldg

N

DIAMINE /KA
GROUP 5
UNIT 2

1. S #3 AC After Cooler Lube oil Pump
2. N #3 AC After Cooler Lube oil Pump
3. XTRA Pump
4. AC Lube Oil Console
5. W Lube oil Drum
6. C Lube oil Drum
7. E Lube oil Drum
8. AC After Cooler
9. #1 Clark main oil Pump
10. #1 Clark Cooler Aux Pump
11. #1 Clark Lube oil Cooler
12. #2 Clark main oil Pump
13. #2 Clark Aux Pump
14. #2 Clark Lube oil Cooler
15. ?
16. S mist Eliminator
17. N mist Eliminator
18. Air Receiver Tank
19. S Inlet Air Heater
20. N Inlet Air Heater
21. ?
22. ?
23. W Pall Dryer
24. C Pall Dryer
25. Vent Stack

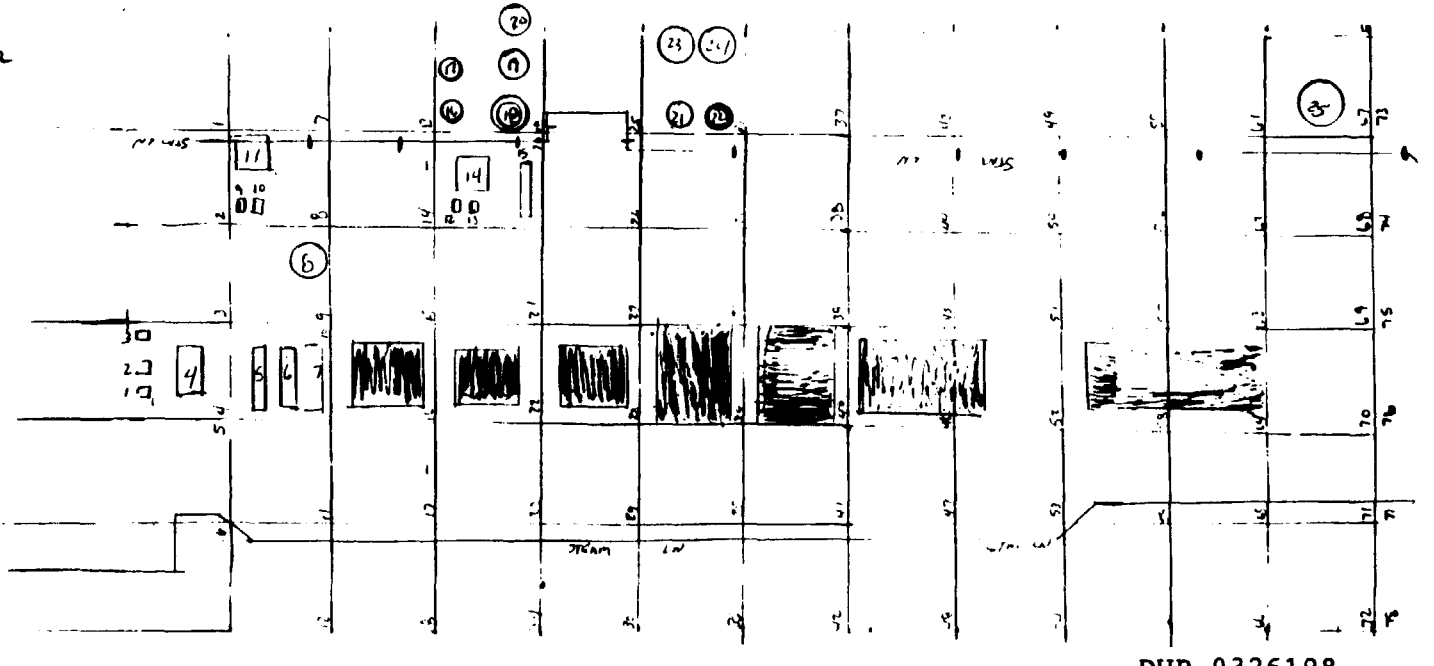

DUP 0326198

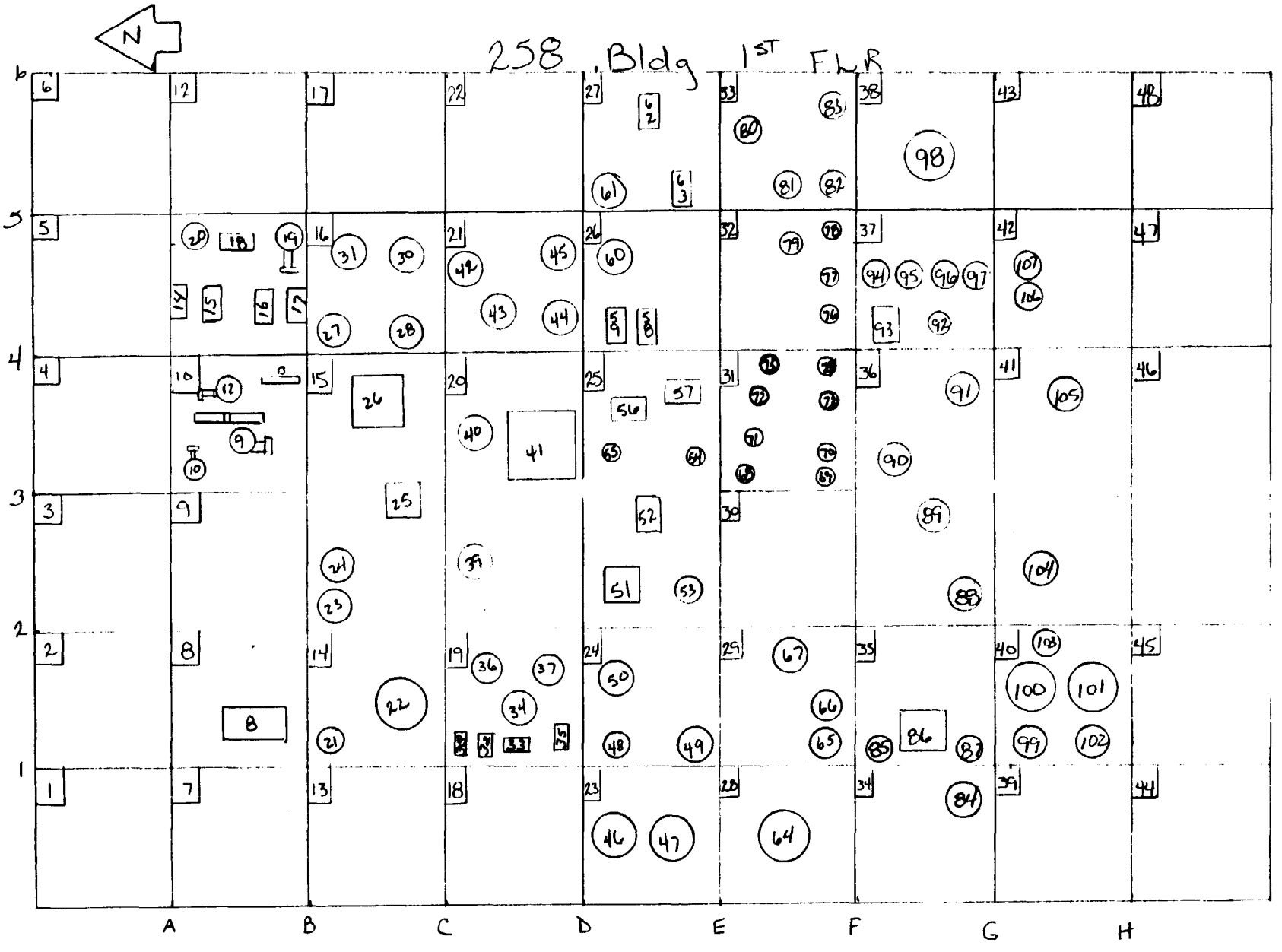

DUP 0326199

1.
2.
3.
4.
5.
6.
7.
8.
9. Separator
10. Separator 2nd STAGE
11. 2nd STAGE Inter Cooler
12. Separator 3rd STAGE
13. 1ST STAGE Inter Cooler
14. N CRD HMD Pmp
15. S CRD HMD Pmp
16. N Cond. Pmp
17. S Cond Pmp
18. #1 Separator
19. Cond Flash Tk
20. Cartridge Filter
21. Cen Blower
22. Elect. Preheater
23. Filter
24. Filter
25. Packing Cooler Console
26. Lube Oil Console
27. H.P. Absorb Pmp
28. H.P. Absorb Pmp
29.
30. Reflux Pmp
31. Reflux Pmp
32. Suction Trap
33. Oil Reliever
34. Refrig Comp.
35. Separator
36. CRU. SEPARATOR
37. Refrig. Separator
38. Elect. Heater
39. CVL Support Tip
40. Oil Separator
41. Inj Pmp Motor
42. Filter
43. Process Water Pmp
44. STM Turbine
45. Process Water Pmp
46. STACK TK # 1
47. Catch TK # 1
48. Catch TK #1 Pmp
49. Catch TK #1 Pmp
50. STM Turbine
51. Lube Oil Console
52. L.O. Pmp
53. Hyper Vent Separator
54. Inj. Pmp Motor
55. Speed Reducer
56. ADN Pmp Cooler
57. Cooler
58. Temp. Water Pmp
59. Temp Water Pmp
60. Process Water Tk
61. Filter
62. Pmp
63. Pmp
64.
65.
66.
67. Separator
68.
69.
70. Compressor Support
71. R.V. Separator
72. Packing Cooling Console
73.
74. Lube oil Console
75.
76.
77. Catch Tank #2 Pmp
78. Catch Tank #2 Pmp
79. Catch Tank #2 Pmp
80. Catch Tank #2 Pmp
81.
82.
83. Heat exchanger
84. Reclaimer TK Pmp
85.
86. Reclaimer TK Pmp
87.
88.
89. R.V. Separator
90. Vent Separator
91. Packing Cooling Console
92. Separator
93. Reflux Pmp
94.
95. 1 TK
96.
97.
98.
99. Reclaimer Pmp TK
100. Reclaimer Pmp TK
101. Reclaimer Pmp TK
102.
103. Separator 2nd INTER
104. R.V. Separator
105. Lube oil Console
106. TK
107. Pmp

DUP 0326200

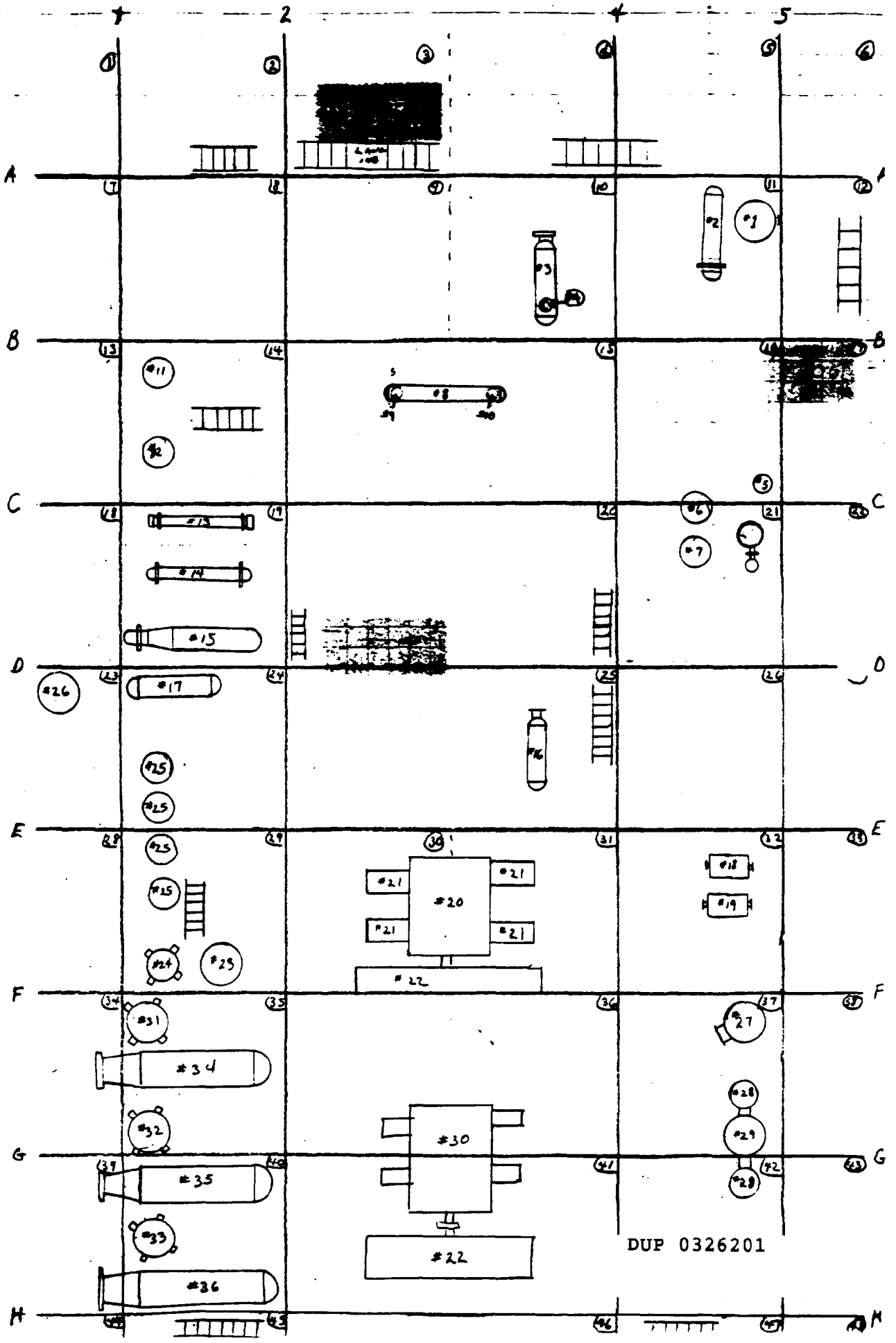
1
2
4
5
A
B
C
D
E
F
G
H
#1
#2
#3
#5
#6
#7
#8
#11
#12
#13
#14
#15
#16
#17
#18
#19
#20
#21
#22
#24
#25
#26
#27
#28
#29
#30
#31
#32
#33
#34
#35
#36
DUP 0326201

G-46 REV. 5-77

ENGINEERING DUPONT COMPUTATION SHEET

TITLE OF PROJ OR STUDY _____ PROJ OR STUDY NO _____

SUBJECT 258 BLDG 2ND WORKS _____

COMPUTER _____ DATE _____ 19 _____

FLASH TK
RECYCLE TKS HTR
PULSE DMA 1ST STG SUCT
PULSE DAMP 1ST STG DIS
ABSORBER SCRUBBER
N. MAKE RECEIVER
S. MAKE RECEIVER
PULSATION DAMPENER
DISCHARGE VESSEL
SUCTION VESSEL
COU OXIDATION SHELL
CART RED SHELL
CRU HEAT EXCH
WATER COOLER
FREON HEAT EXCH
PULS DAMP SUCT
FREON RECEIVER
N STACK TK COOLER
S STACK TK COOLER
HYPER COMP #1
SNUBBERS
HYPER COMP MTR
I.P. SEPARATOR
H.P. SEPARATOR
CARTRIDGES
STACK TK COOLER
VAPOR COOLER
CALANDRIA
FLASH EVAORATOR
HYPER COMP #2
CONVERTER A
CONVERTER B
CONVERTER C
RECLAIMER A
RECLAIMER B
RECLAIMER C

DUP 0326202

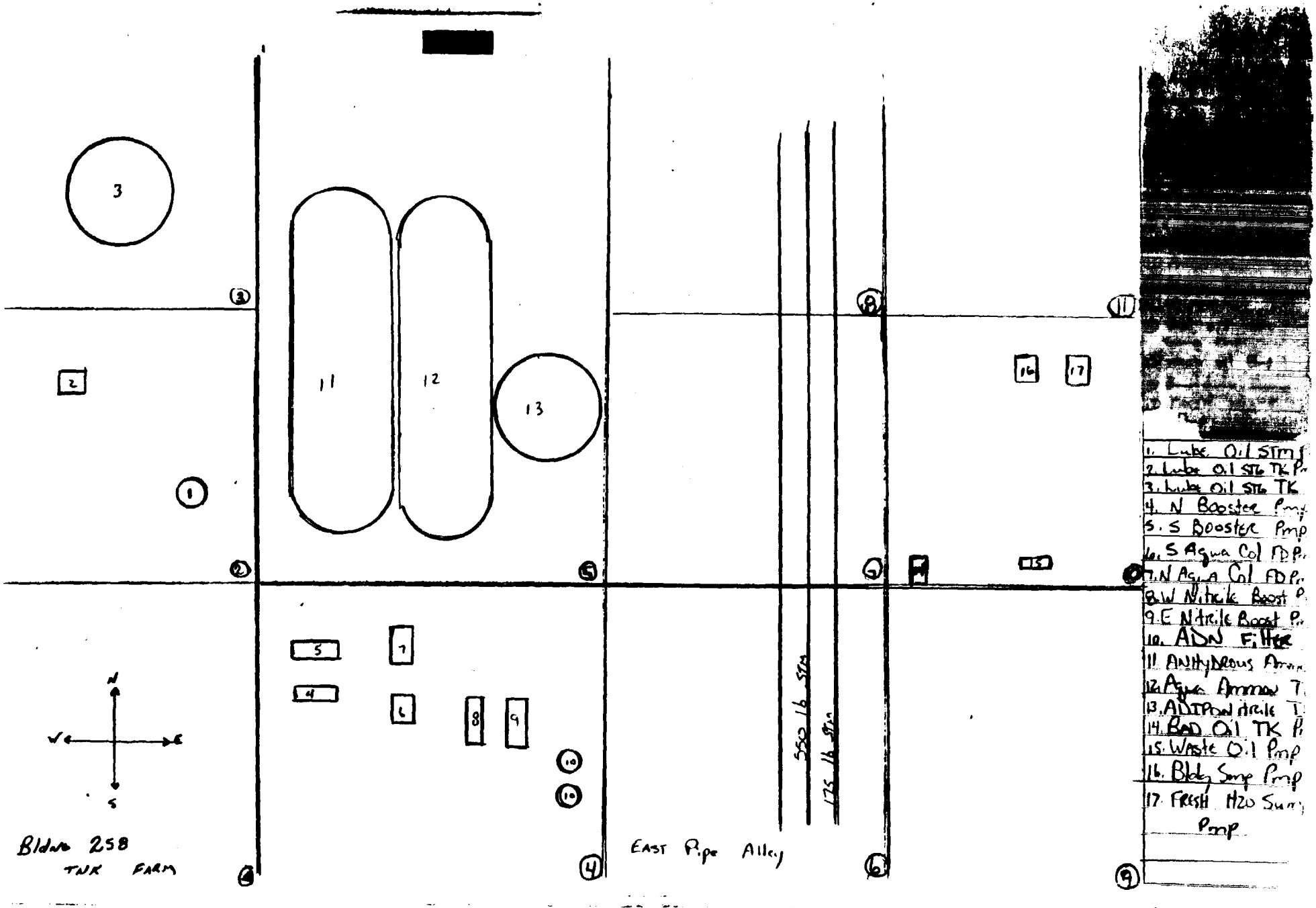
3
2
1
11
12
13
5
7
4
6
8
9
10
10
16
17
15
N
W
E
S
Bldg 258
TNK FARM
EAST Pipe Alley
552 16 STM
735 16 STM
1. Lube Oil STM
2. Lube Oil STG TK P
3. Lube Oil STG TK
4. N Booster Pmp
5. S Booster Pmp
6. S Aqua Col FD P
7. N Aqua Col FD P
8. W Nitrile Boost P
9. E Nitrile Boost P
10. AIDN Filter
11. ANHYDROUS Amm
12. Aqua Ammon T
13. ADIPONitrile T
14. Bad Oil TK P
15. Waste Oil Pmp
16. Bldg Sump Pmp
17. Fresh H2O Sump Pmp

DUP 0326203

261 Bldg 1st FLR

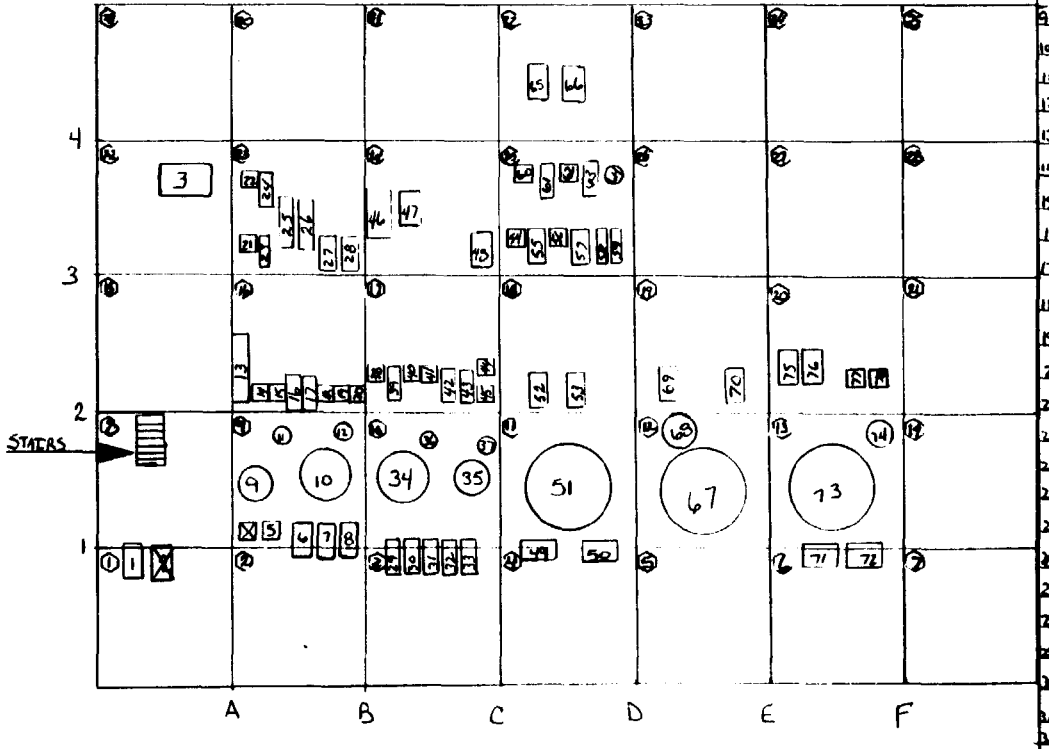

1.	Relief Vent Sump Pump	25.	Col A	49.	Col B1
2.	Omit	26.	Col C	48.	B1 Col Stm Cond TK
3.	Bldg Sump Pump	27.	A Col Col Stm TK	50.	N Tails Pump Col B1
4.	N Col. Pump Col F	28.	C Col Col Stm TK	51.	S Tails Pump Col B1
5.	S Col. Pump Col F	29.	S Tails Pump Col A	52.	N Circ Pump Col D
6.	N Cond Circ Pump Col F	30.	D Cond Charge Pump	53.	S Circ Pump Col D
7.	S Cond Circ Pump Col F	31.	N Make Pump Col A	54.	Col D
8.	N Cond Circ Pump Col E	32.	S Make Pump Col A	55.	D Col Stm Cond TK
9.	Col F	33.	N Aqua NH3 Xfer Pump	56.	N make Pump Col D
10.	Col E	34.	S Aqua NH3 Xfer Pump	57.	S make Pump Col D
11.	F Col Col. Stm. Cond	35.	N Tails Pump Col C	58.	N Tails Pump Col D
12.	F Col Col. Stm Cond	36.	S Tails Pump Col C	59.	S Tails Pump Col D
13.	Hotwell Sump Pump	37.	A Col Tails TK		
14.	N Tails Pump Col F	38.	A Col FD TK		
15.	S Tails Pump Col F	39.	NH3 Scrub. HT Xchg		
16.	N make Pump Col E	40.	N Col B2 Cond Circ Pump		
17.	S make Pump Col E	41.	S Col B2 Cond Circ Pump		
18.	N Tails Pump Col E	42.	B2 Cond TK		
19.	S Tails Pump Col E	43.	N Tails Pump Col B2		
20.	N Tails Pump Col A	44.	S Tails Pump Col B2		
21.	Trim Circ Pump Col F	45.	Trim Circ Pump Col A		
22.	Trim Circ Pump Col E	46.	Not In Service		
23.	F Col Trim Cond Clr	47.	Col B2 Trim Cond Pump		
24.	F Col Trim Cooler	48.	B2 Col Trim Clr		
25.	N Temp Htg Circ Pump	49.	N Demin Htg Circ Pump		
26.	S Temp Htg Circ Pump	50.	S Demin Htg Circ Pump		
27.	N Cond Dea. FD TK	51.	Trim Circ Pump Col C		
28.	S Cond Dea FD TK	52.	C Col Trim Clr		
29.	S Cond Circ Pump Col E	53.	Trim Circ Pump Col D		
30.	N Cond Circ Pump Col A	54.	D Col Trim Clr		
31.	S Cond Circ Pump Col A	55.	Dem Htg make TK		
32.	N Cond Circ Pump Col C	56.	N Sump Pump Bldg 158		
33.	S Cond Circ Pump Col C	57.	S Sump Pump Bldg 158		

DUP 0326204

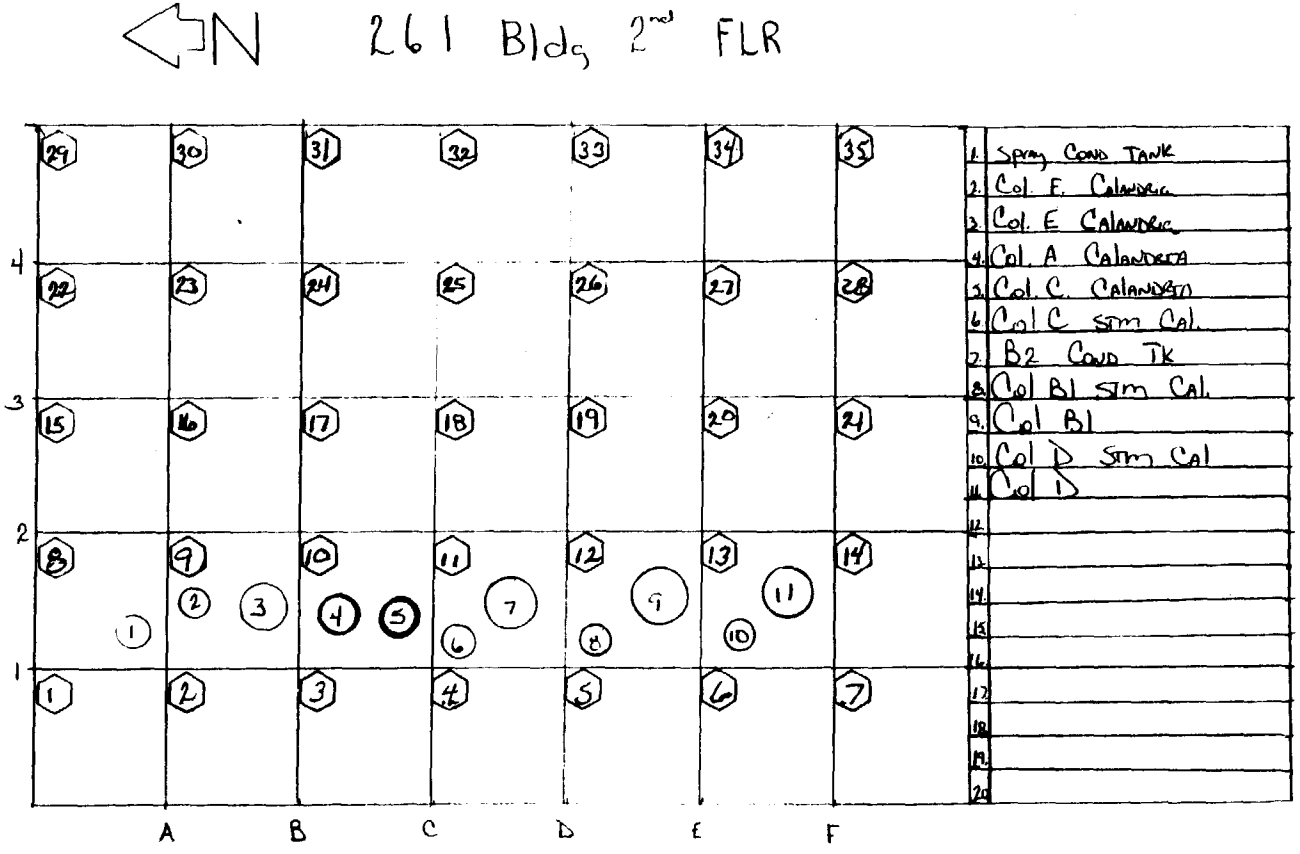
N 261 Bldg 2nd FLR
29 30 31 32 33 34 35
22 23 24 25 26 27 28
15 16 17 18 19 20 21
8 9 10 11 12 13 14
1 2 3 4 5 6 7
4 3 2 1
A B C D E F
1 Spray Cond Tank
2 Col. F Calandria
3 Col. E Calandria
4 Col. A Calandria
5 Col. C Calandria
6 Col C Sim Col.
7 B2 Cond Tk
8 Col B1 Sim Col.
9 Col B1
10 Col D Sim Col
11 Col D

DUP 0326205

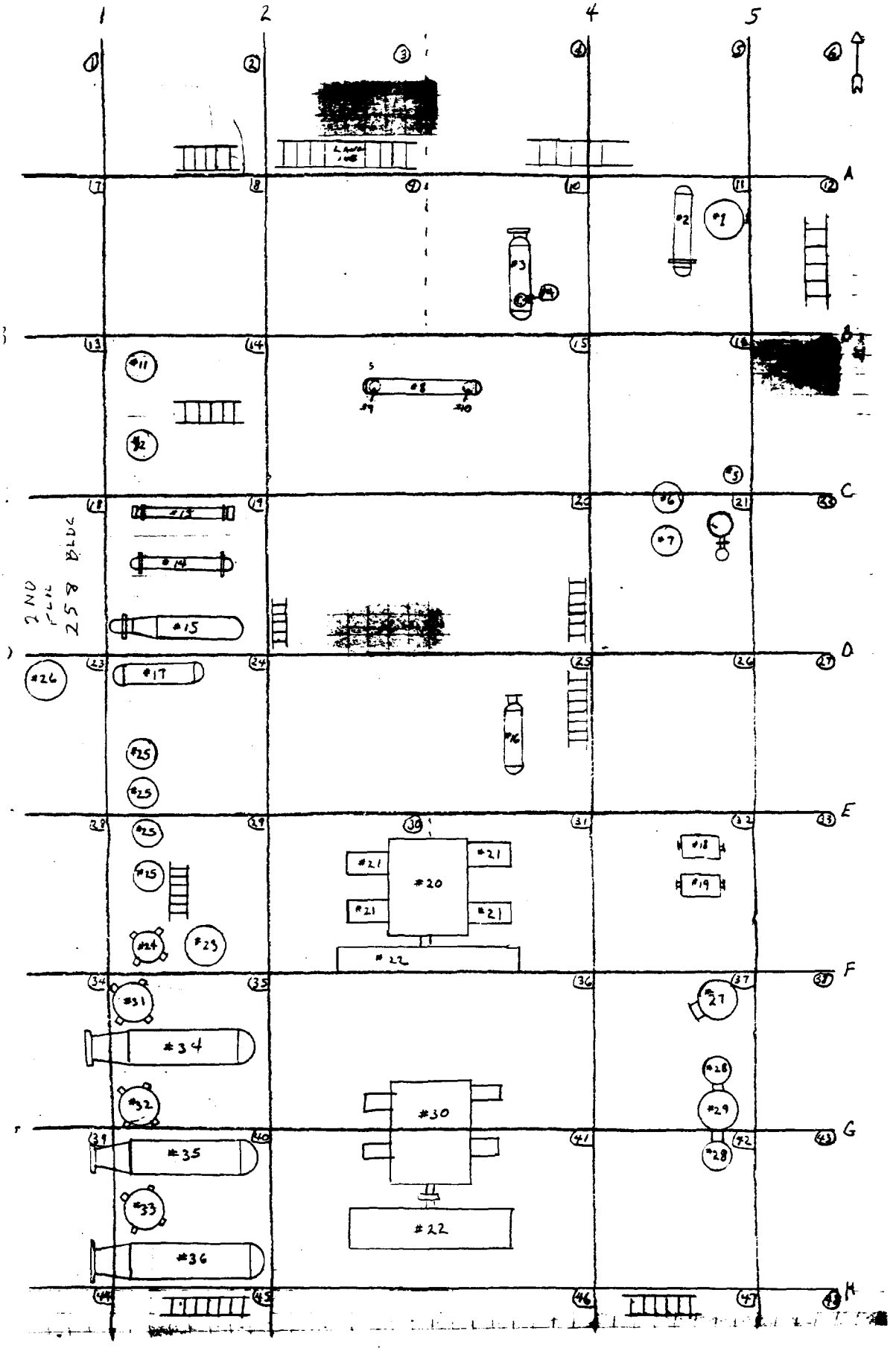
1
2
4
5
A
B
C
D
E
F
G
H
2ND FLR
258 BLDG
#1
#2
#3
#4
#5
#6
#7
#8
#9
#10
#11
#12
#13
#14
#15
#16
#17
#18
#19
#20
#21
#22
#23
#24
#25
#26
#27
#28
#29
#30
#31
#32
#33
#34
#35
#36

DUP 0326206

188 BLDG

Grid 02.001 Mark Quach

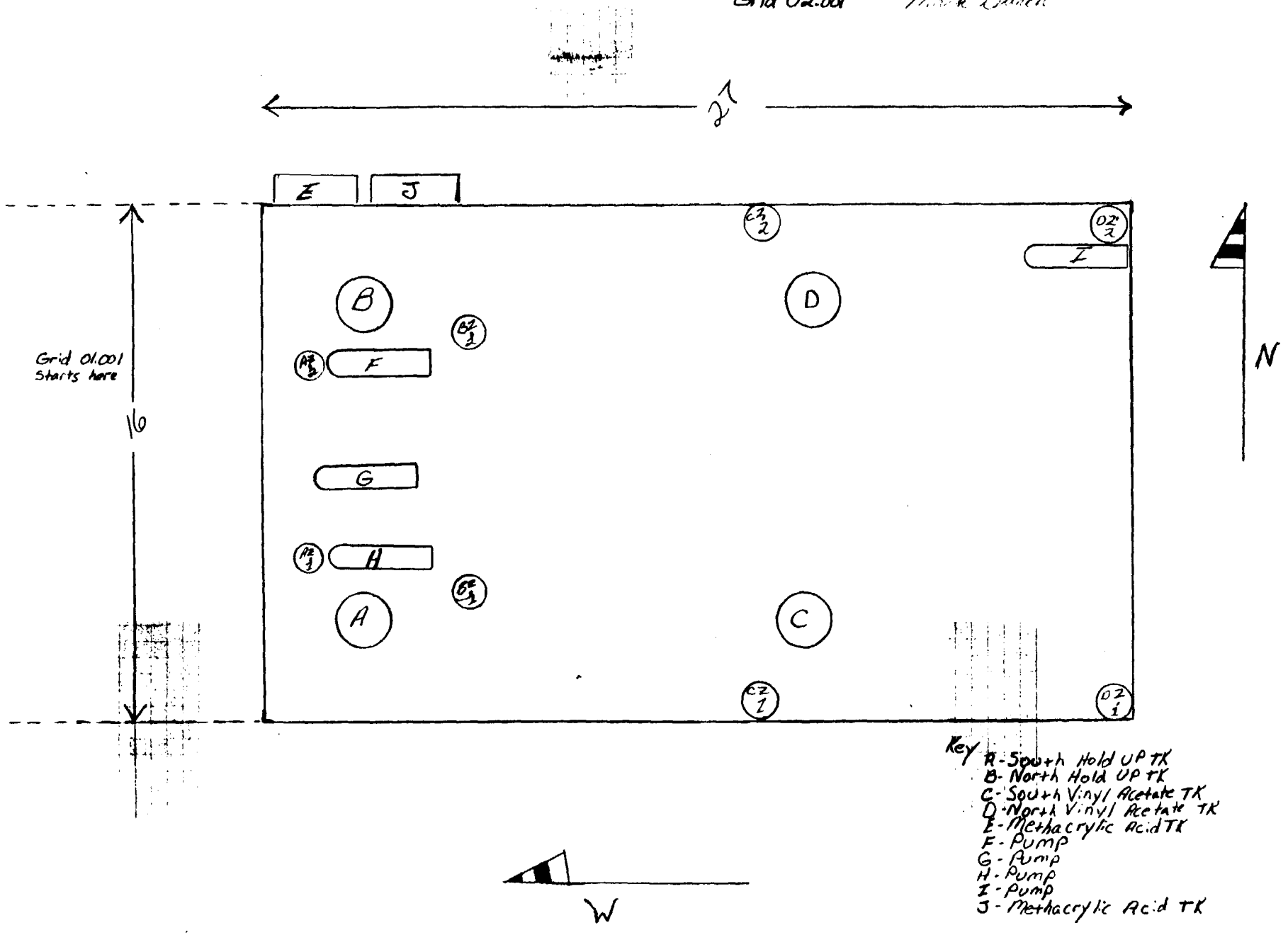

Key
A - South Hold UP TK
B - North Hold UP TK
C - South Vinyl Acetate TK
D - North Vinyl Acetate TK
E - Methacrylic Acid TK
F - Pump
G - Pump
H - Pump
I - Pump
J - Methacrylic Acid TK

DUP 0326207

Grid 01.001

188 BLDG

Mark Bench

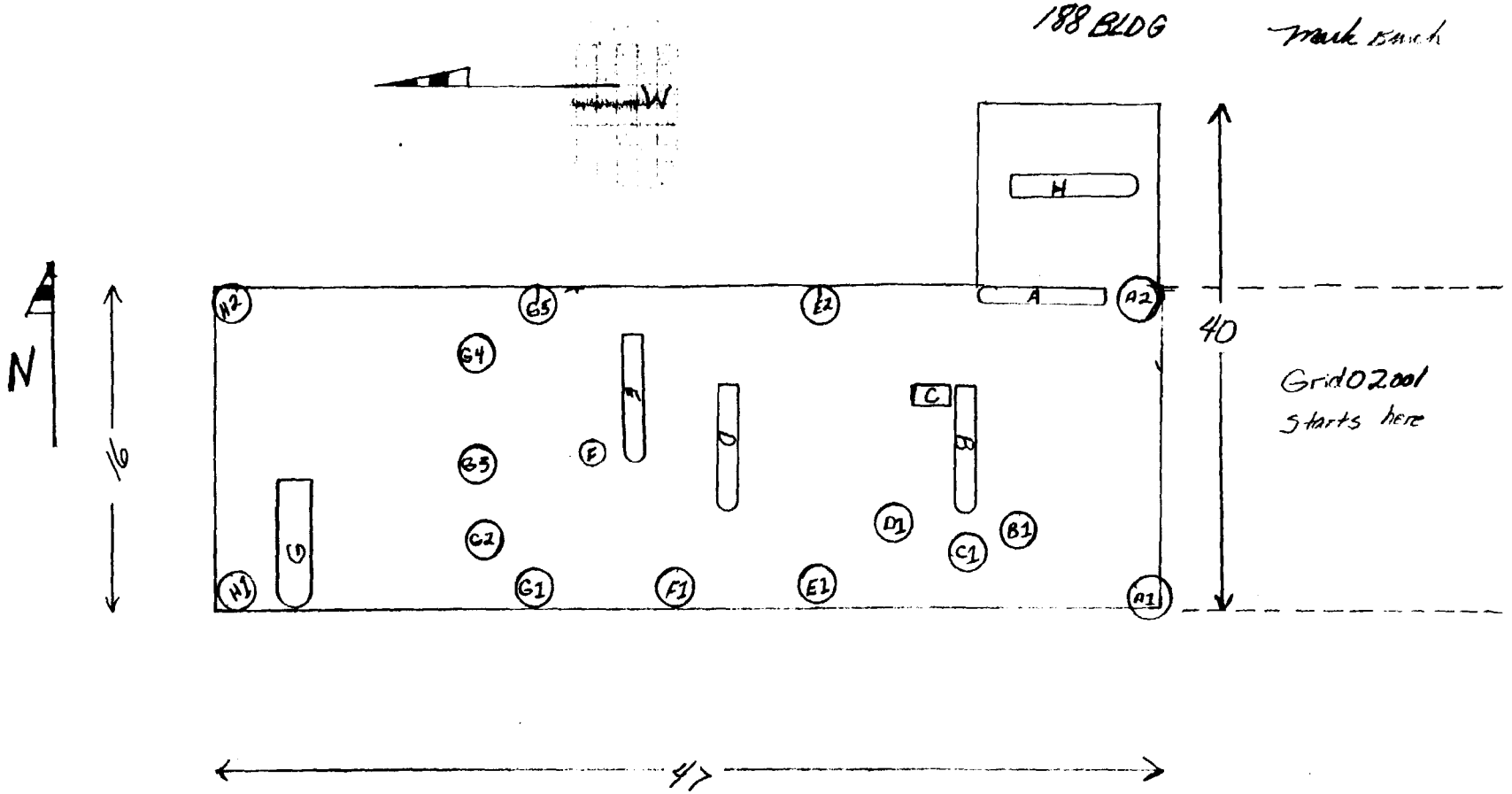

Key
A-D-Unit Comonomer PmP CLRS
B- Pump & motor
C- Comonomer catch pot
D- pump & motor
E- pump & motor
F- Comonomer pump pot
G- pmp & motor
H- Pmp

DUP 0326208

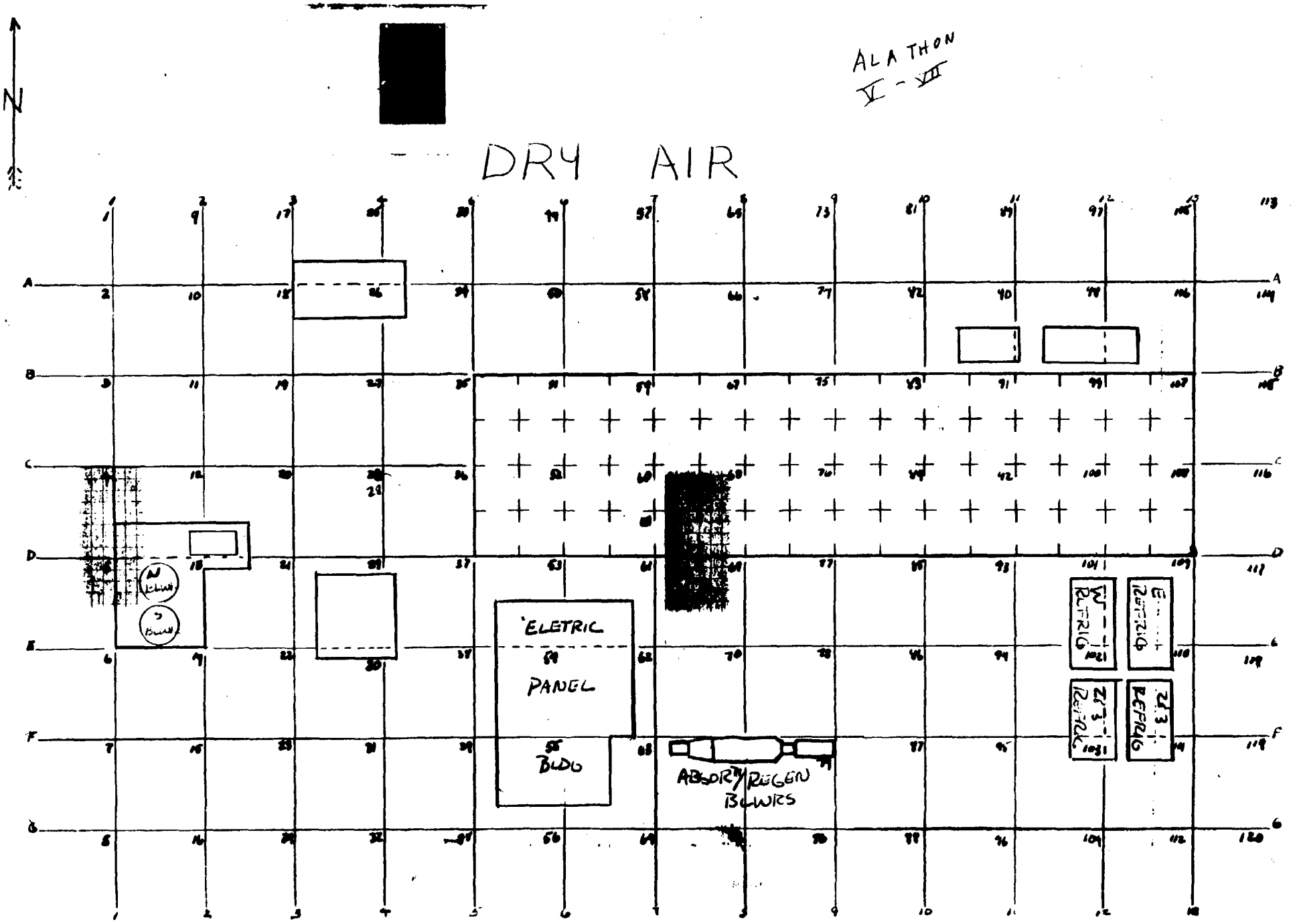
N
[redacted]
ALATHON
V - VII
DRY AIR
ELETRIC
PANEL
BLDG
ABSOR/REGEN
BLWRS
REFRIG
REFRIG
REFRIG
REFRIG

DUP 0326209

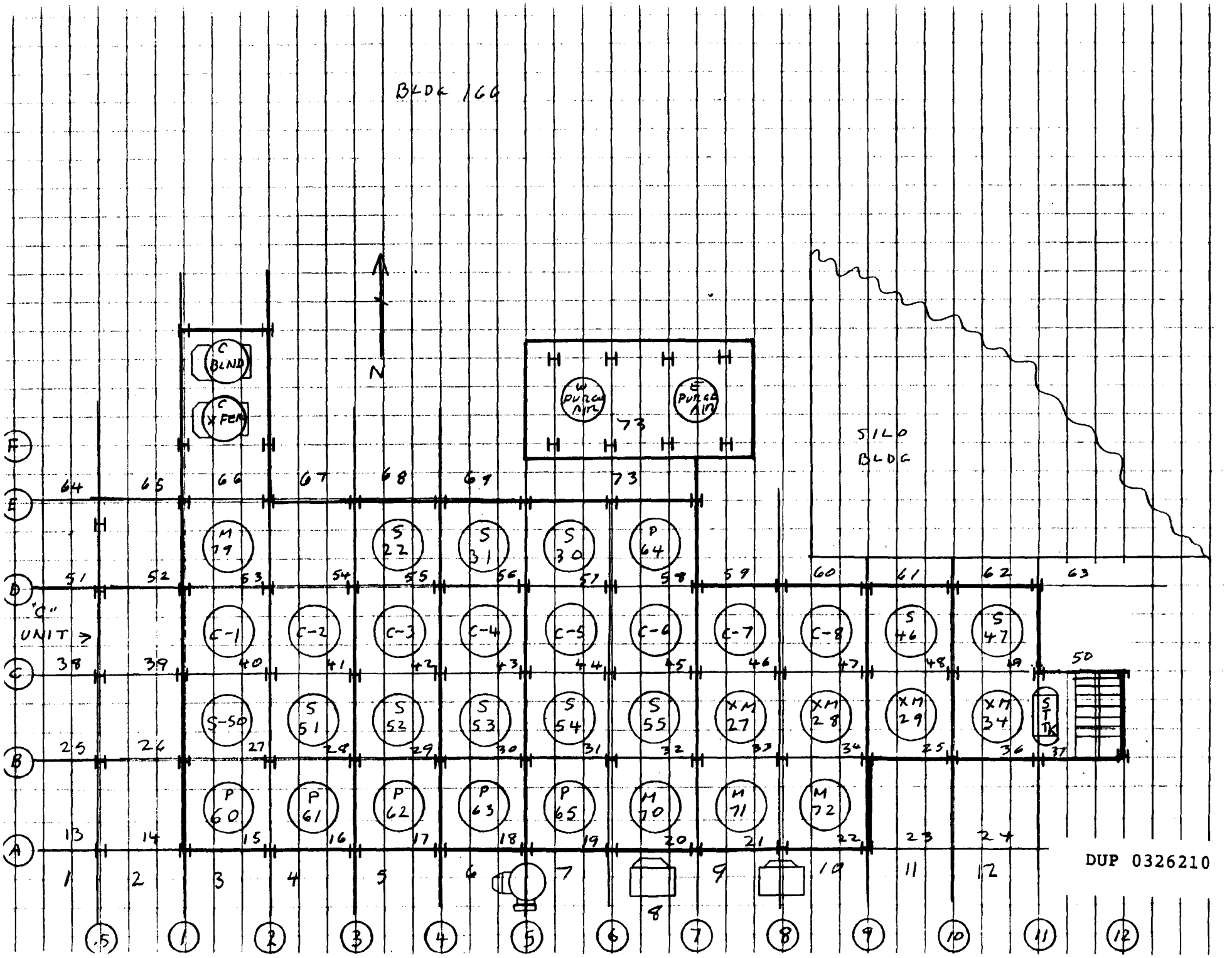
BLDG 166
N
C BLND
C XFER
W PURGE AIR
E PURGE AIR
SILO BLDG
"C" UNIT
M 19
S 22
S 31
S 30
P 64
C-1
C-2
C-3
C-4
C-5
C-6
C-7
C-8
S 46
S 47
S-50
S 51
S 52
S 53
S 54
S 55
XM 27
XM 28
XM 29
XM 34
ST TK
P 60
P 61
P 62
P 63
P 65
M 70
M 71
M 72
DUP 0326210

102 BLDG

1. #1 PRECIPITATOR
2. #2 PRECIPITATOR
3. #3 PRECIPITATOR
4. #4 PRECIPITATOR
5. #5 PRECIPITATOR
6. SWITCH GEAR ROOM.
7. #1 MAGNESIUM DISSOLVER
8. #2 MAGNESIUM DISSOLVER
9. #1 SOFT H_2O PUMP
10. #2 SOFT H_2O PUMP
11. #3 SOFT H_2O PUMP
12. #4 SOFT H_2O PUMP
13. #5 SOFT H_2O PUMP
14. DEMINERALIZED H_2O TK.
15. DEMINERALIZED H_2O TK.
16. CHEMICAL MIXING TK.

DUP 0326211

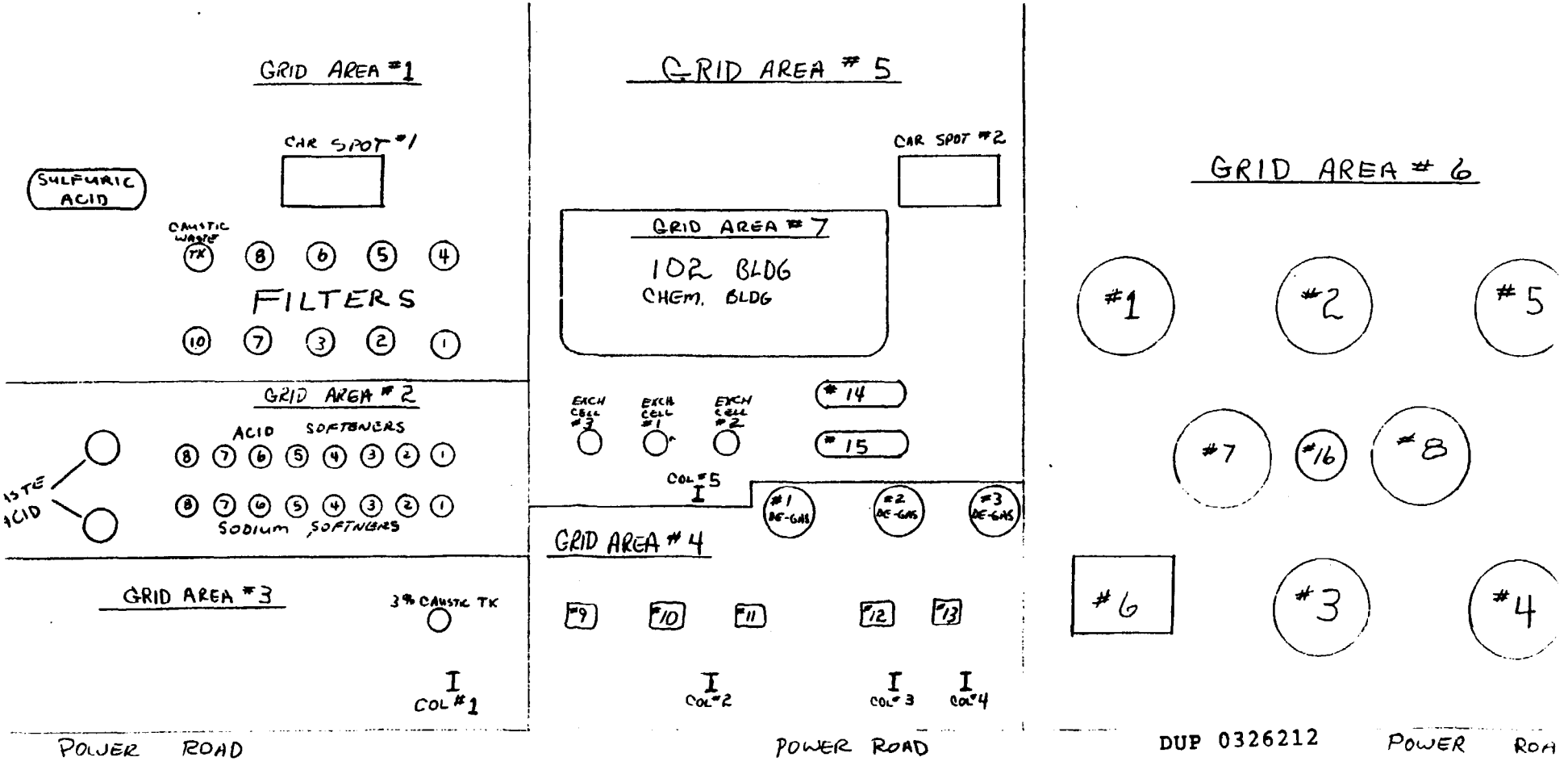

102 WATER TREATMENT

SHEET NO. _____

PROJ. NO. _____ PLANT _____ TITLE _____

BLDG. OR AREA _____ FUNCTION _____ SUBJECT _____

NAME _____ DATE _____

C N + NUMBER

NUMBER 13 BRIDGE

N

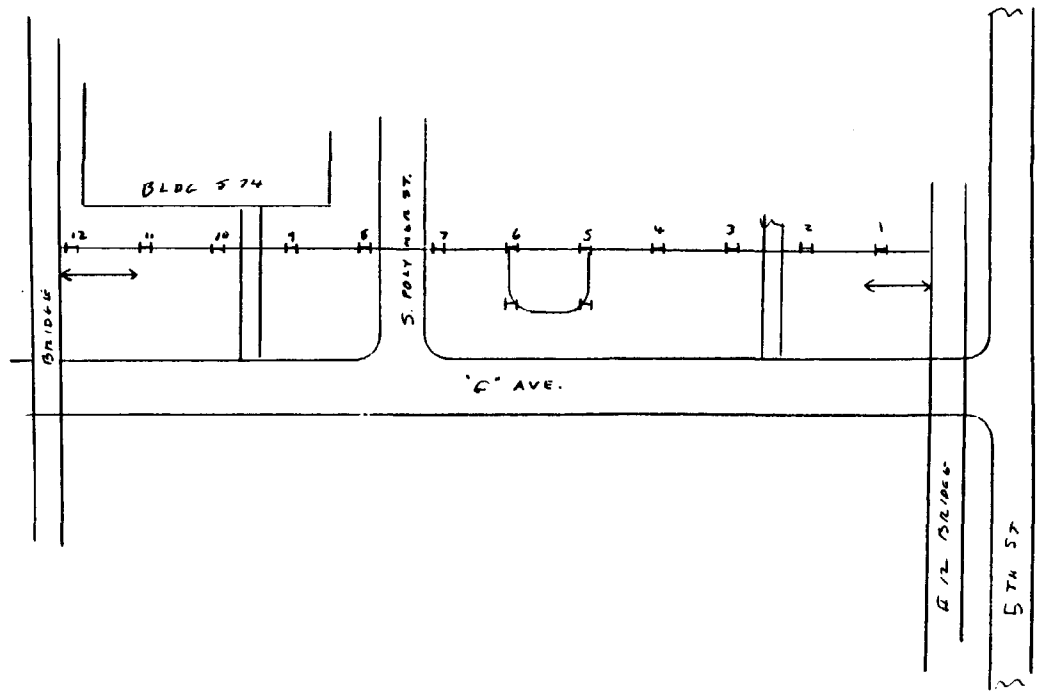

DUP 0326213

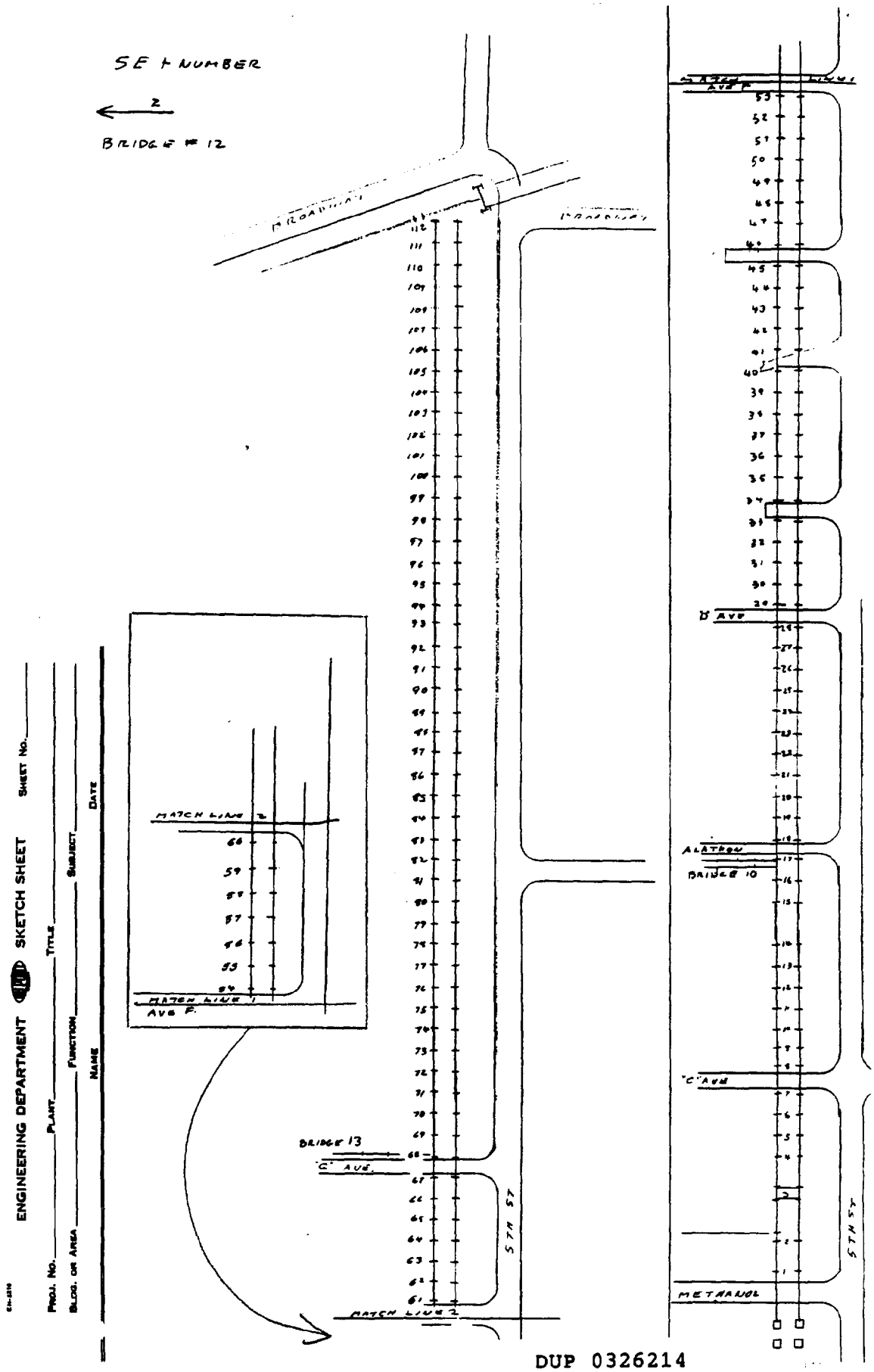
SE + NUMBER
2
BRIDGE # 12
BROADWAY
MATCH LINE 2
AVE F
MATCH LINE 1
AVE F
BRIDGE 13
"C" AVE
5TH ST
"B" AVE
ALAMEDA
BRIDGE 10
"C" AVE
METHANOL
5TH ST
ENGINEERING DEPARTMENT
SKETCH SHEET
SHEET NO.
PROJ. NO.
PLANT
TITLE
BLDG. OR AREA
FUNCTION
SUBJECT
NAME
DATE

DUP 0326214

ENGINEERING DEPARTMENT SKETCH SHEET Sheet No. _____

_____ Plant _____ Title _____

A _____ Function _____ Subject _____

Name _____ Date _____

N

11 E PLUS NUMBER

NUMBER 11 BRIDGE

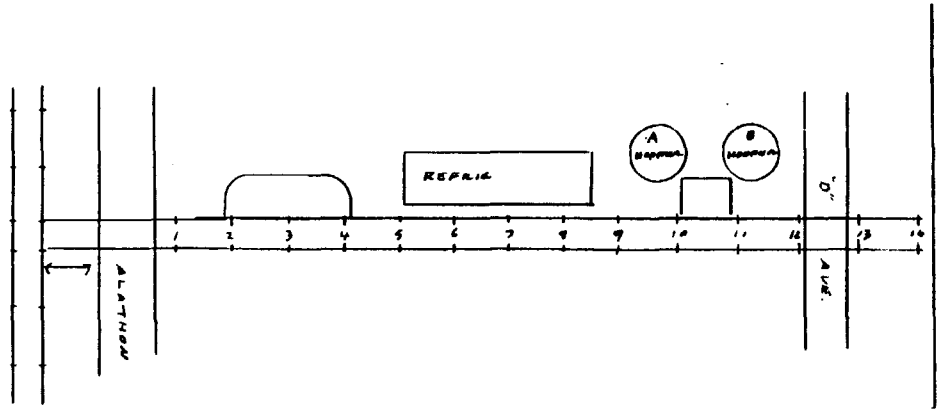

DUP 0326215

ENGINEERING DEPARTMENT SKETCH SHEET Sheet No. _____

_____ Plant _____ Title _____

Area _____ Function _____ Subject _____

Name _____ Date _____

A.L.S # NUMBER
BRIDGE # 10

← N

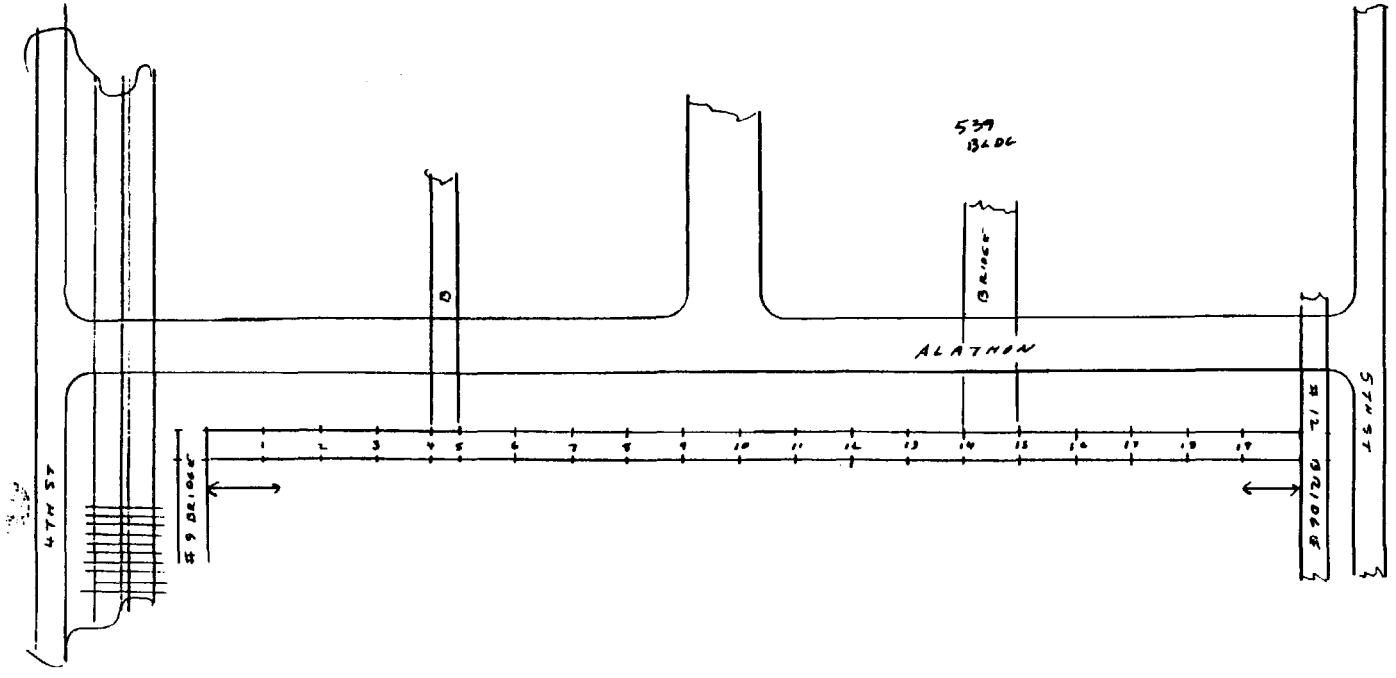

DUP 0326216

NGINEERING DEPARTMENT SKETCH SHEET Sheet No._____

_____ Plant _____ Title _____

_____ Function _____ Subject _____

Name Date

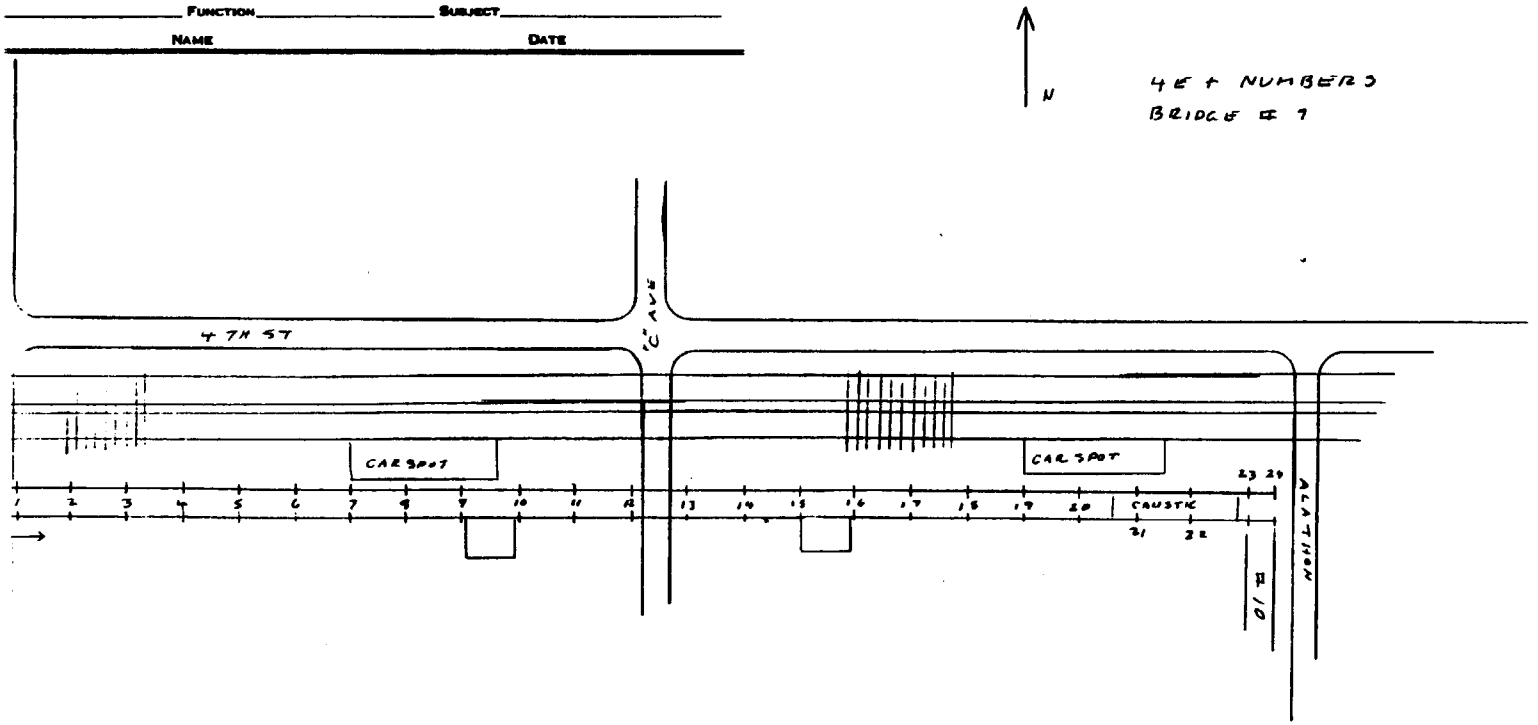

DUP 0326217

EM-1216

ENGINEERING DEPARTMENT SKETCH SHEET Sheet No. _____

Proj. No. _____ Plant _____ Title _____

Bldg. or Area _____ Function _____ Subject _____

Name _____ Date _____

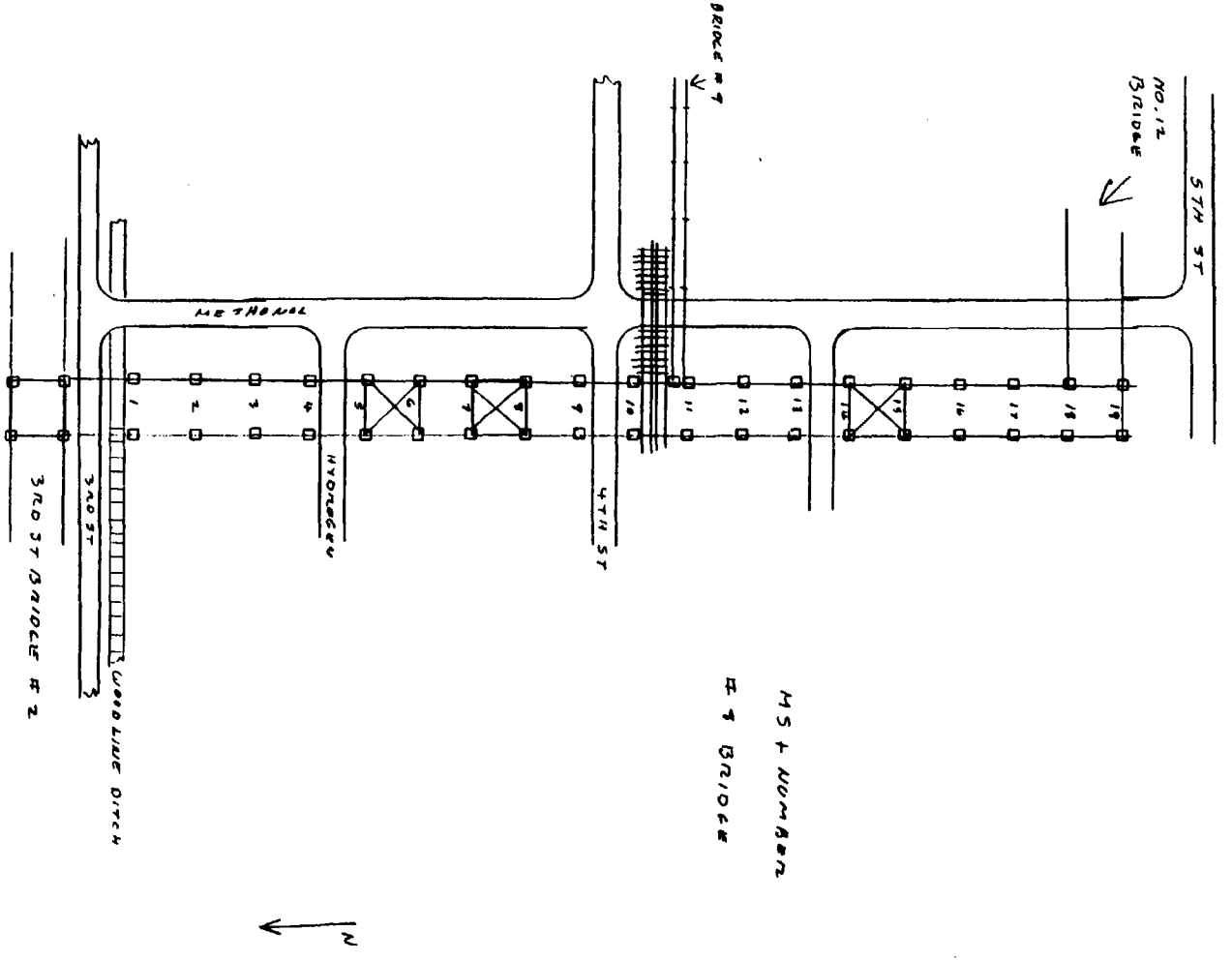

DUP 0326218

PROJ. NO. _____ PLANT _____ TITLE _____

BLDG. OR AREA _____ FUNCTION _____ SUBJECT _____

NAME _____ DATE _____

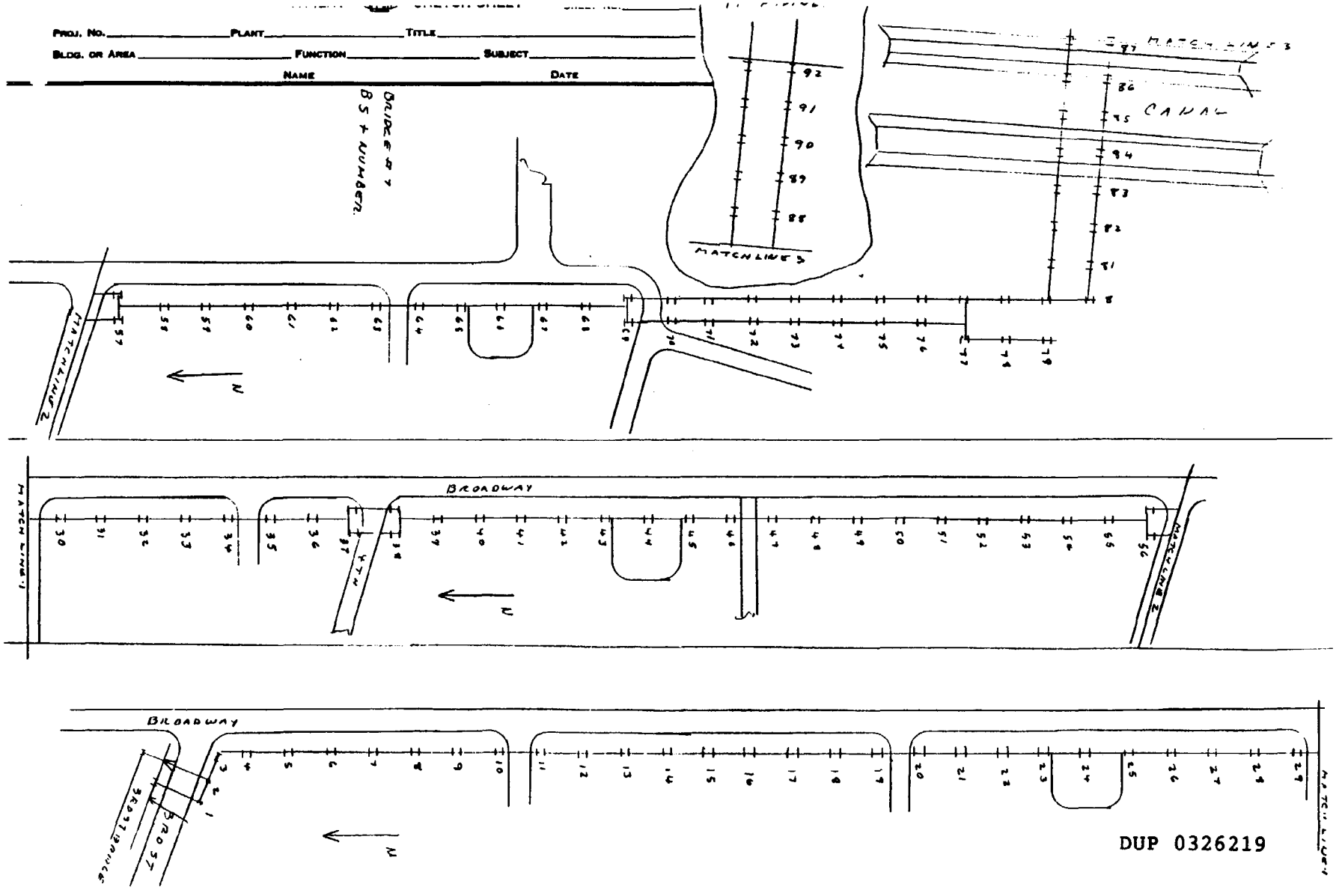

DUP 0326219

PLANT _____ TITLE _____

FUNCTION _____ SUBJECT _____

NAME _____ DATE _____

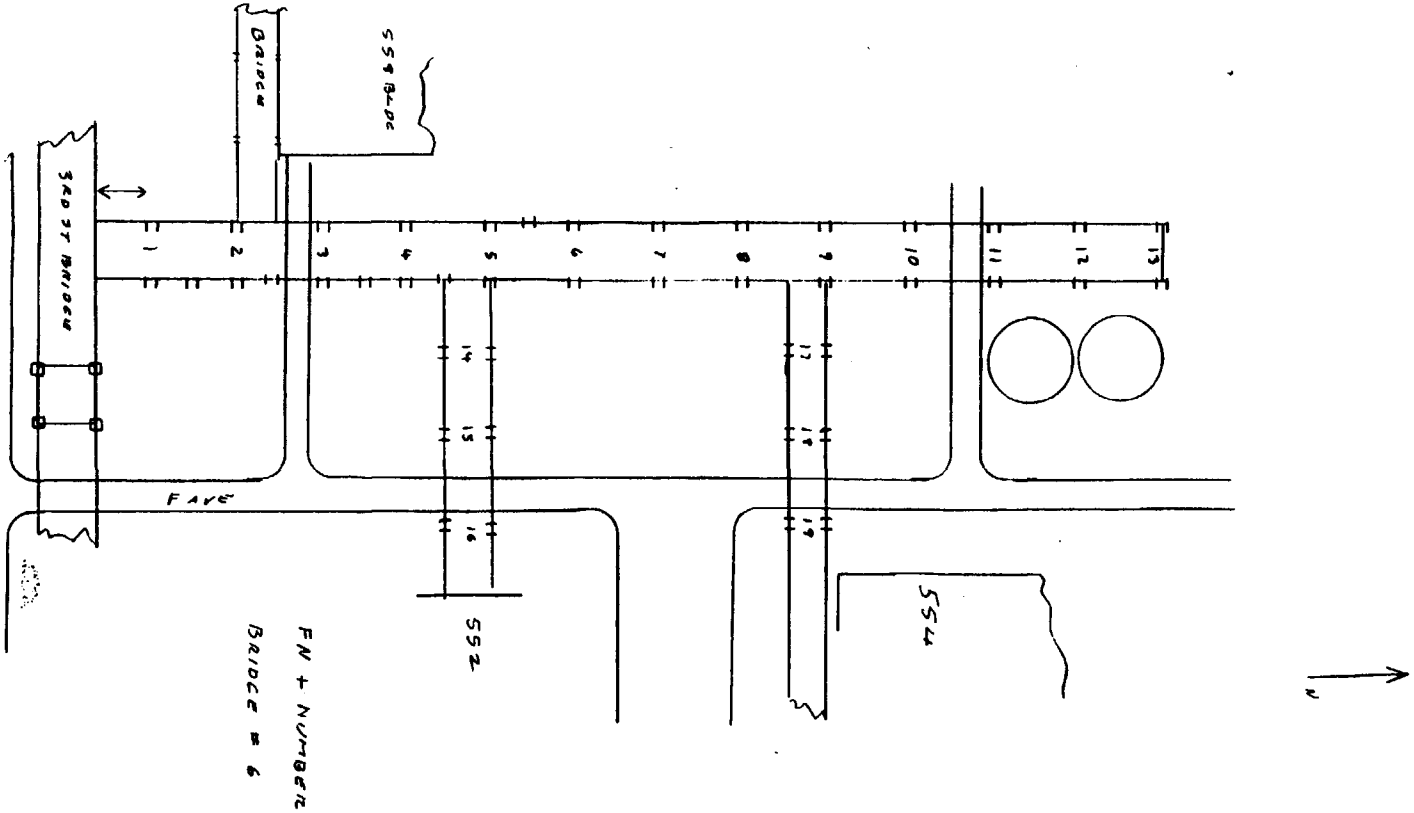

DUP 0326220

NEERING DEPARTMENT SKETCH SHEET SHEET NO.

PLANT TITLE

FUNCTION SUBJECT

NAME DATE

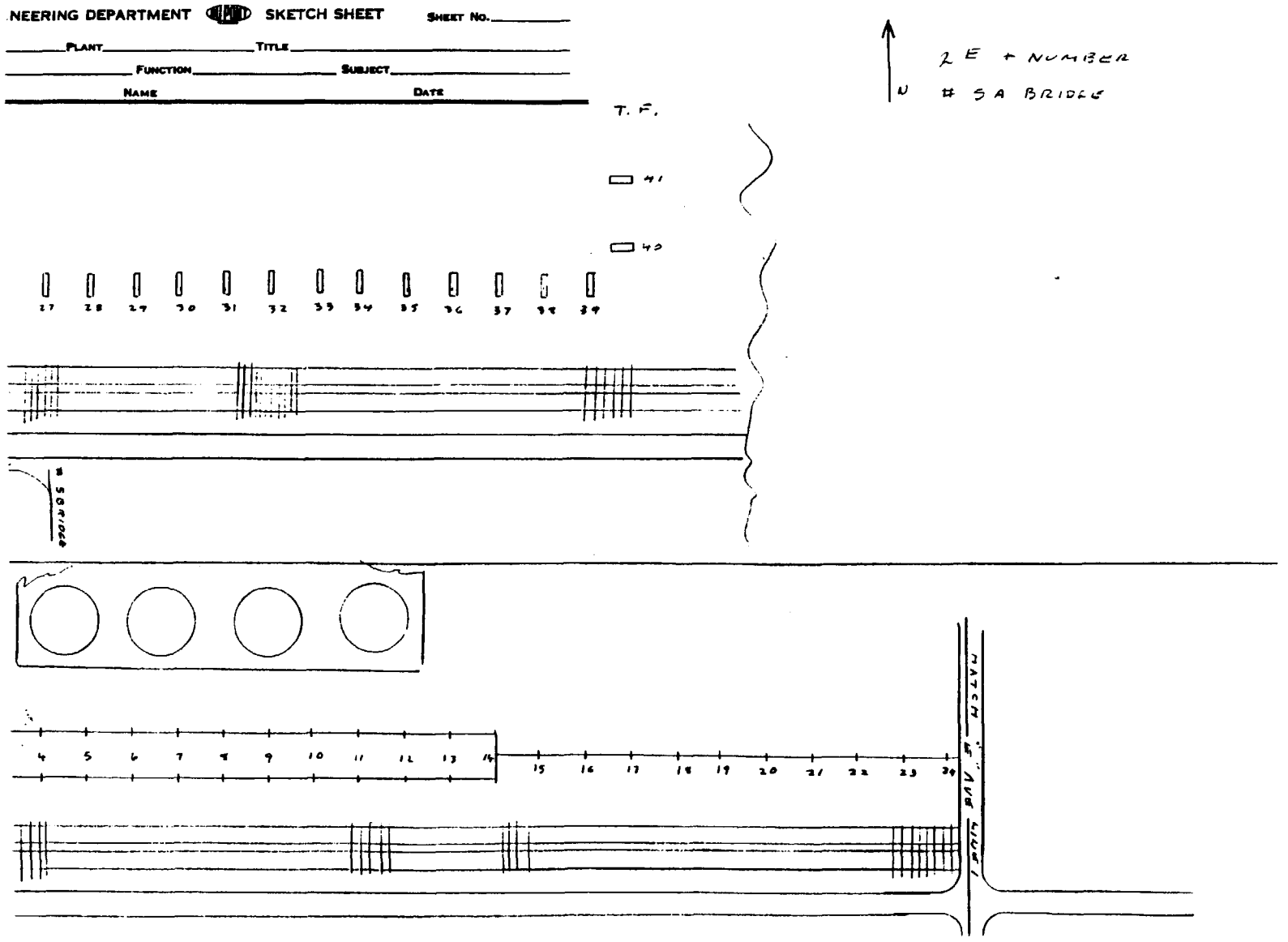

2E + NUMBER

N # 5A BRIDGE

DUP 0326221

ENGINEERING DEPARTMENT SKETCH SHEET Sheet No. _____

Plant _____ Title _____

Function _____ Subject _____

Name _____ Date _____

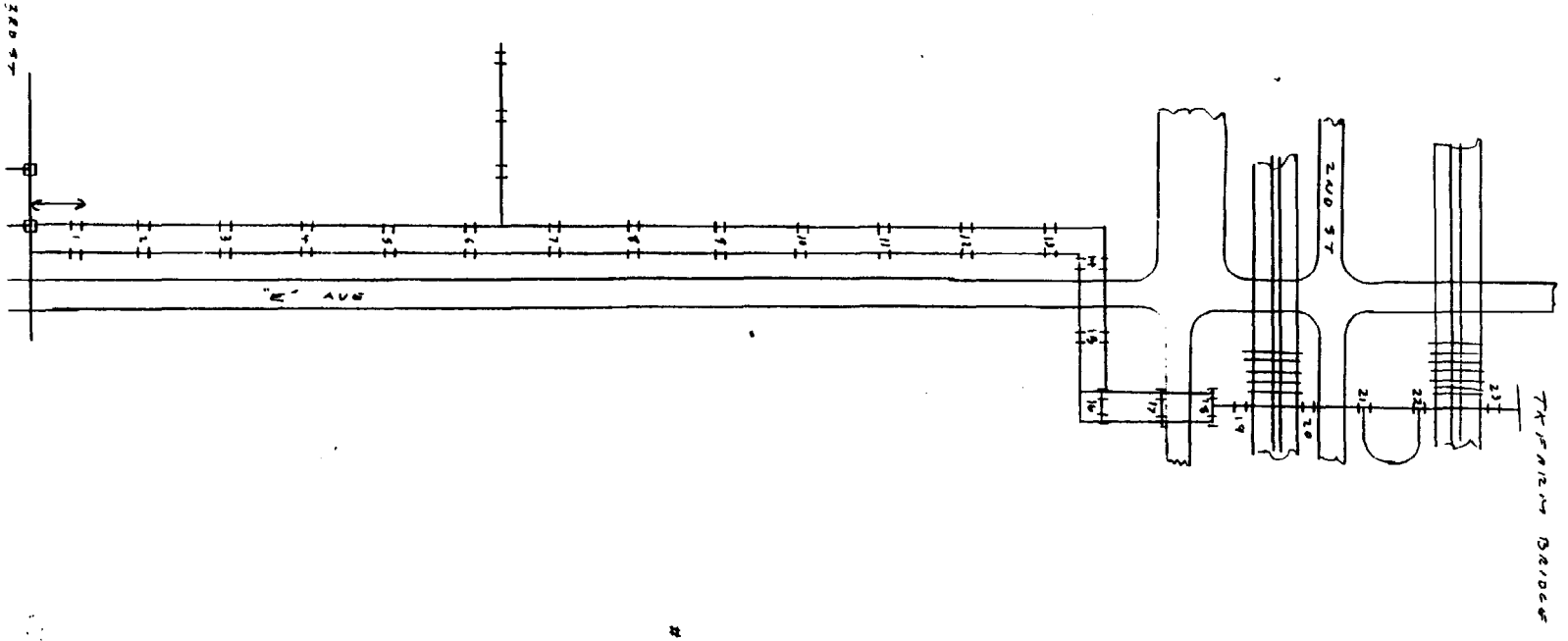

EU + NUMBER

#5 BRIDGE

EU

DUP 0326222

EN-3216

ENGINEERING DEPARTMENT SKETCH SHEET Sheet No._____

Proj. No._____ Plant_____ Title_____

Bldg. or Area_____ Function_____ Subject_____

Name Date

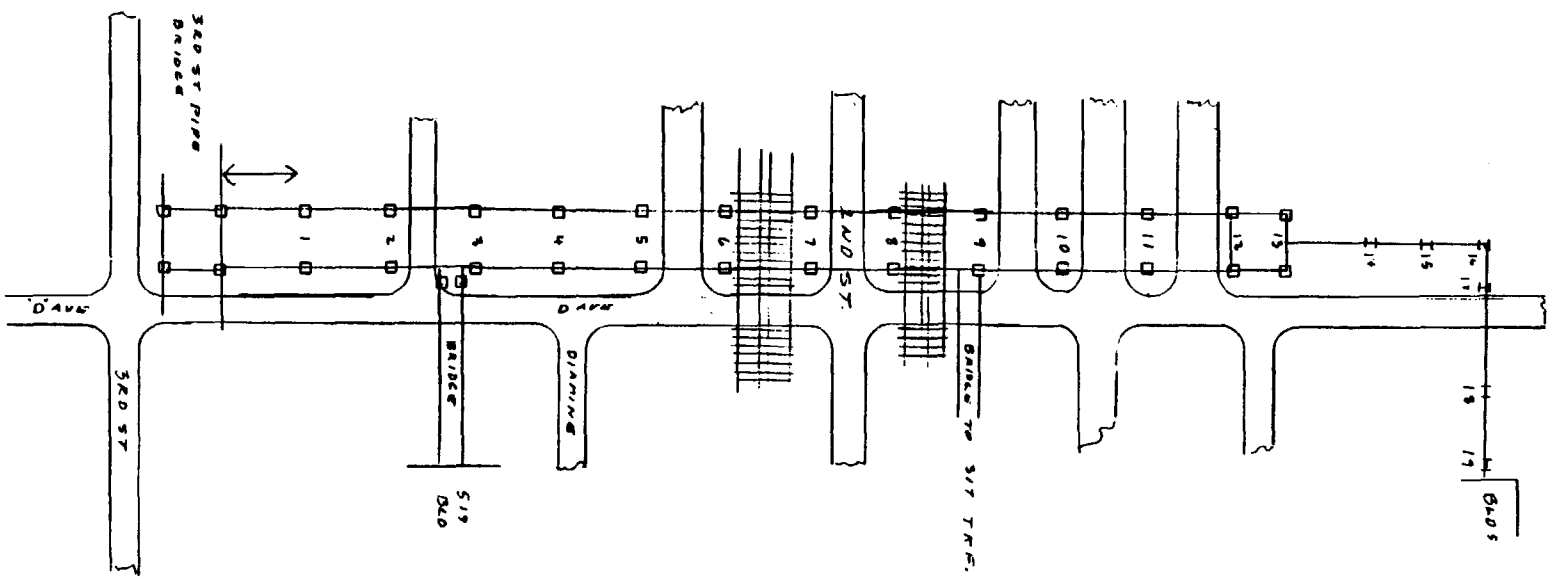

4 BRIDGE

DV + NUMBER

DUP 0326223

N

EN-8216

ENGINEERING DEPARTMENT SKETCH SHEET Sheet No. _____

Proj. No. _____ Plant _____ Title _____

Bldg. or Area _____ Function _____ Subject _____

Name _____ Date _____

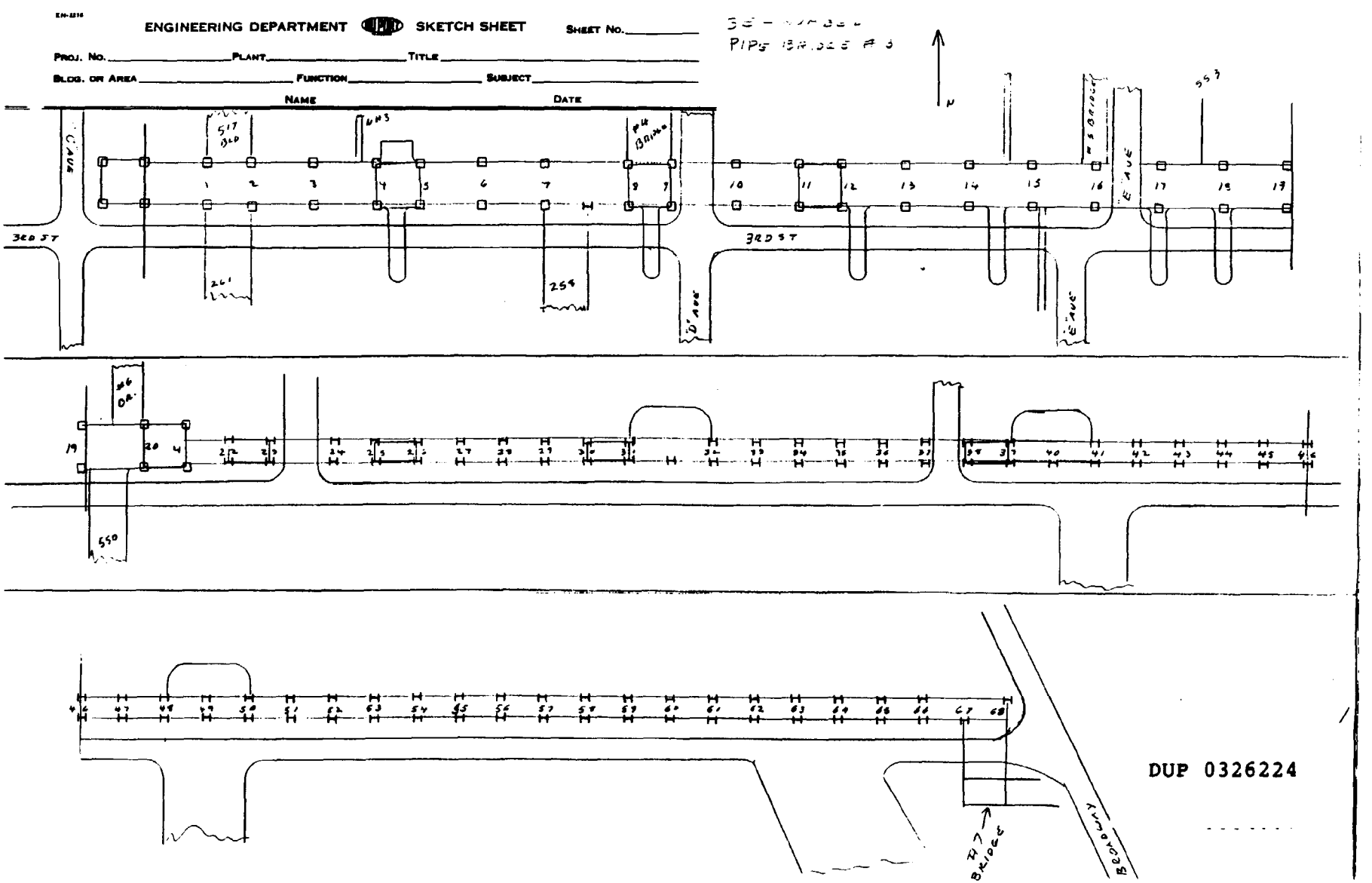

DUP 0326224

ENGINEERING DEPARTMENT SKETCH SHEET Sheet No.

Proj. No. Plant Title

Bldg. or Area Function Subject

Name Date

3 W + NUMBER
PIPE BRIDGE #2

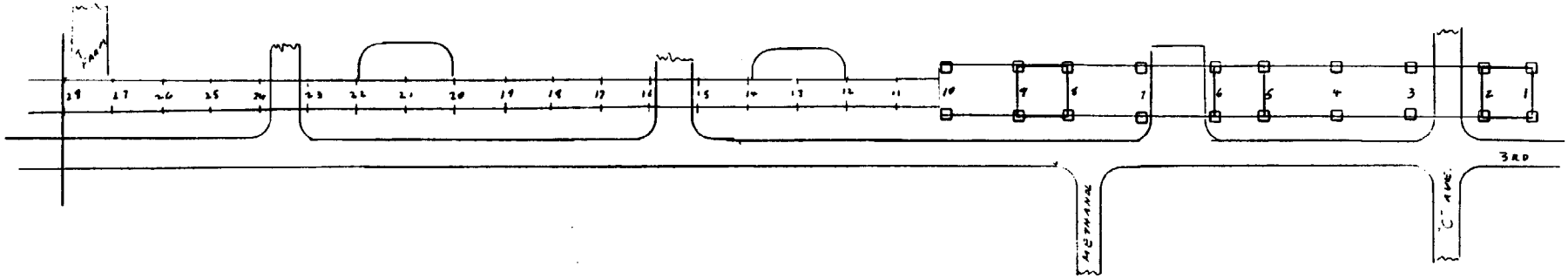



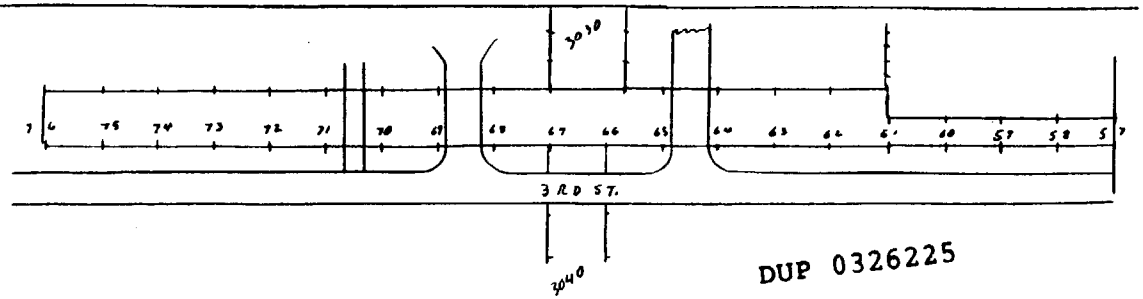

DUP 0326225

DUP 0326226

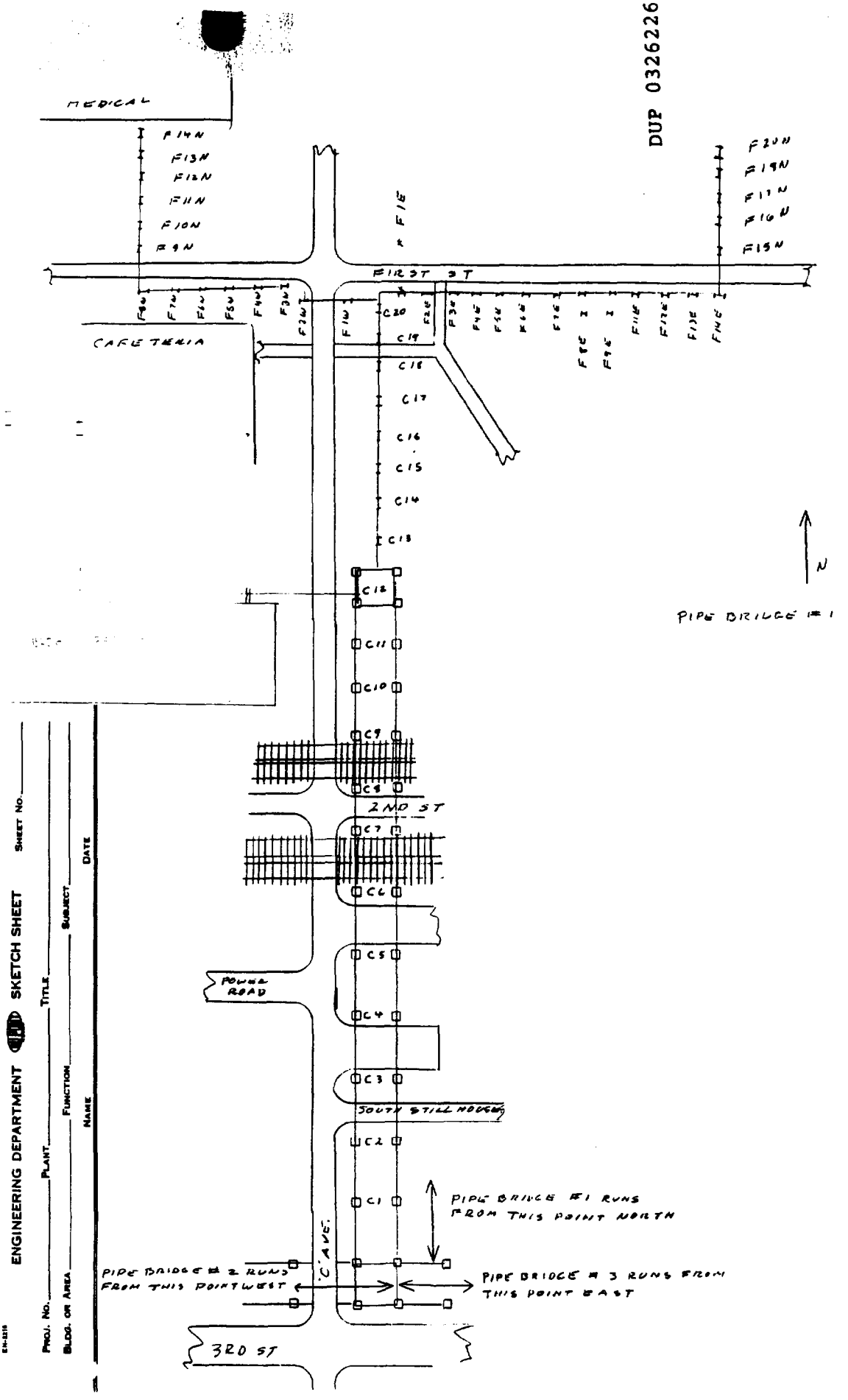
MEDICAL
FIRST ST
CAFETERIA
POWER ROAD
2ND ST
3RD ST
SOUTH STILL HOUSE
CAVE
N
PIPE BRIDGE #1
PIPE BRIDGE #1 RUNS FROM THIS POINT NORTH
PIPE BRIDGE #2 RUNS FROM THIS POINT WEST
PIPE BRIDGE #3 RUNS FROM THIS POINT EAST
ENGINEERING DEPARTMENT
SKETCH SHEET
SHEET NO.
TITLE
SUBJECT
DATE
PROJ. NO.
PLANT
FUNCTION
BLDG. OR AREA
NAME

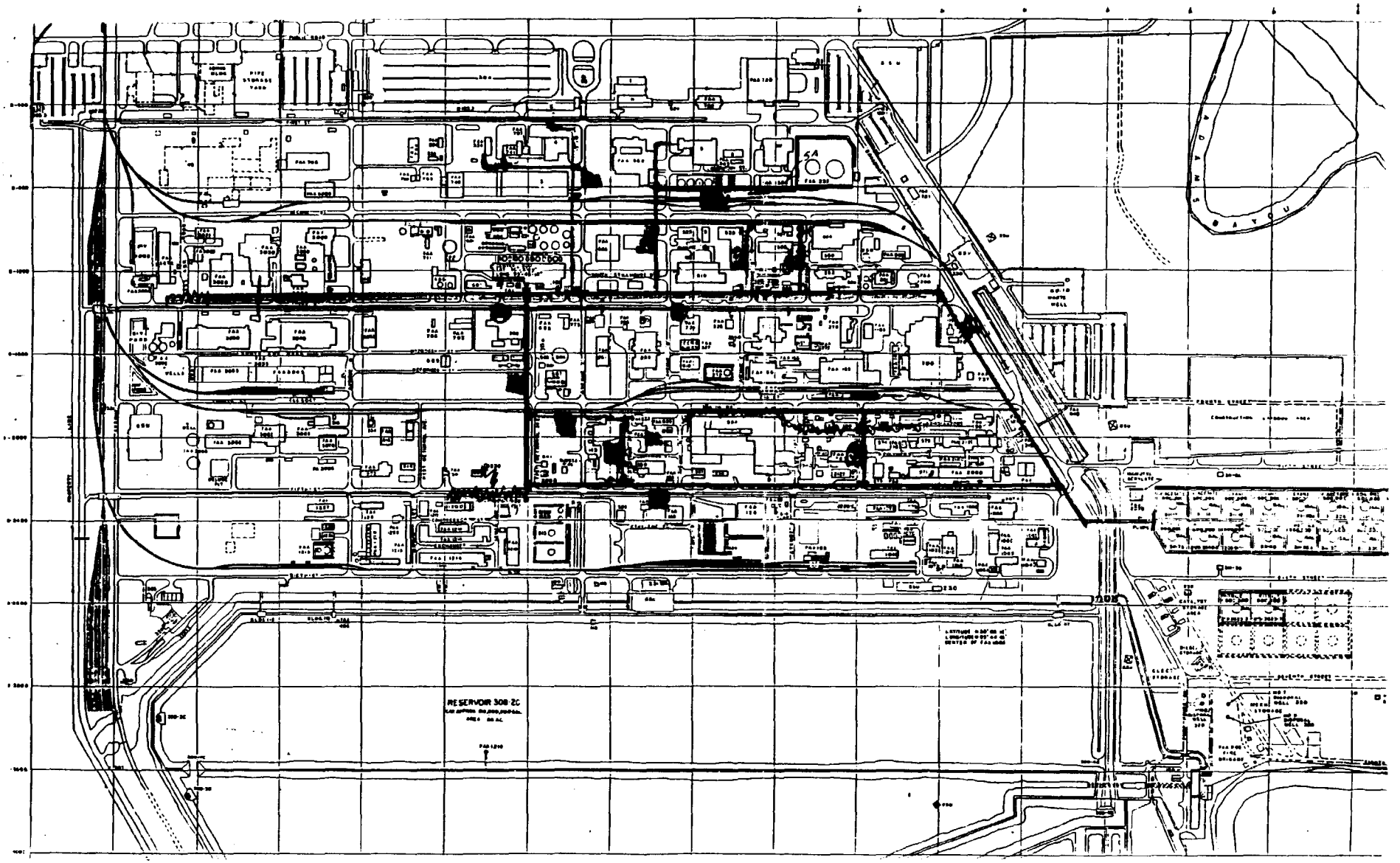

DUP 0326227

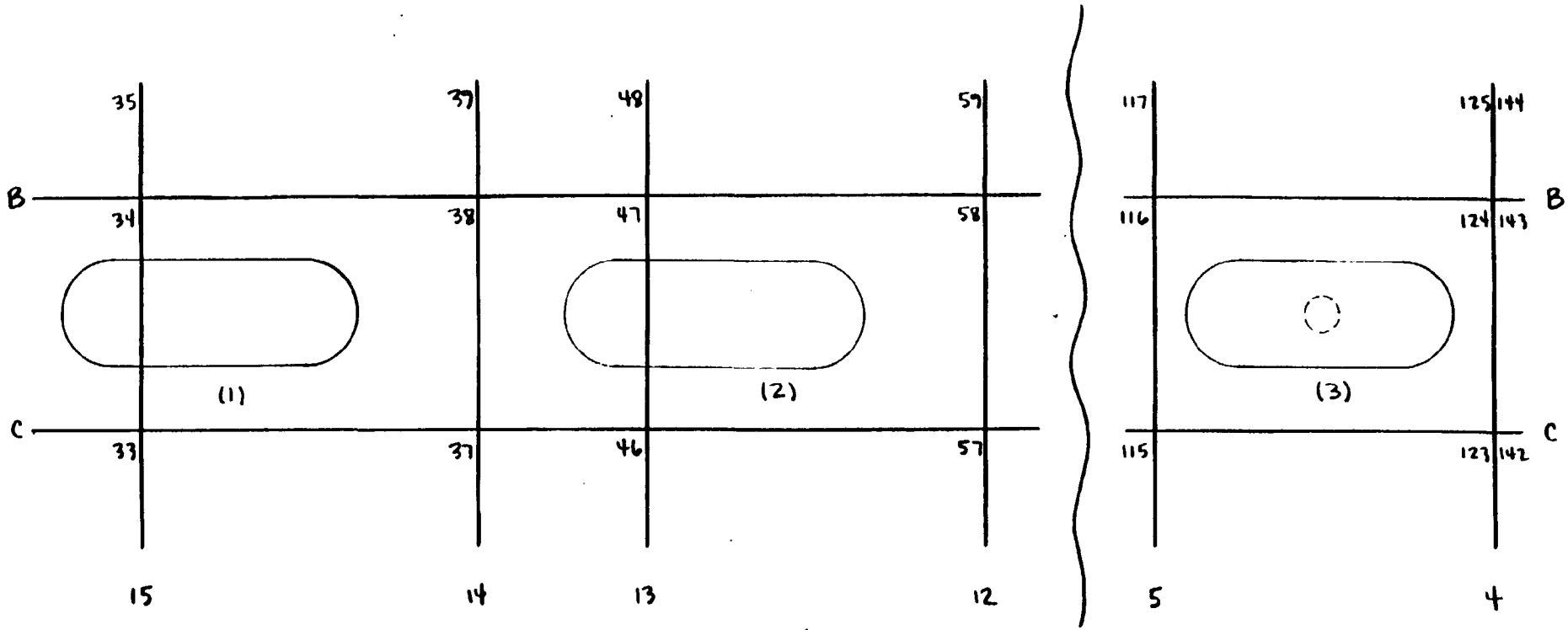

(1) Deaerator #3
(2) Deaerator #2
(3) Deaerator #1

N

POWER HOUSE
101 BLDG.
ROOF PLOT PLAN

DUP 0326228

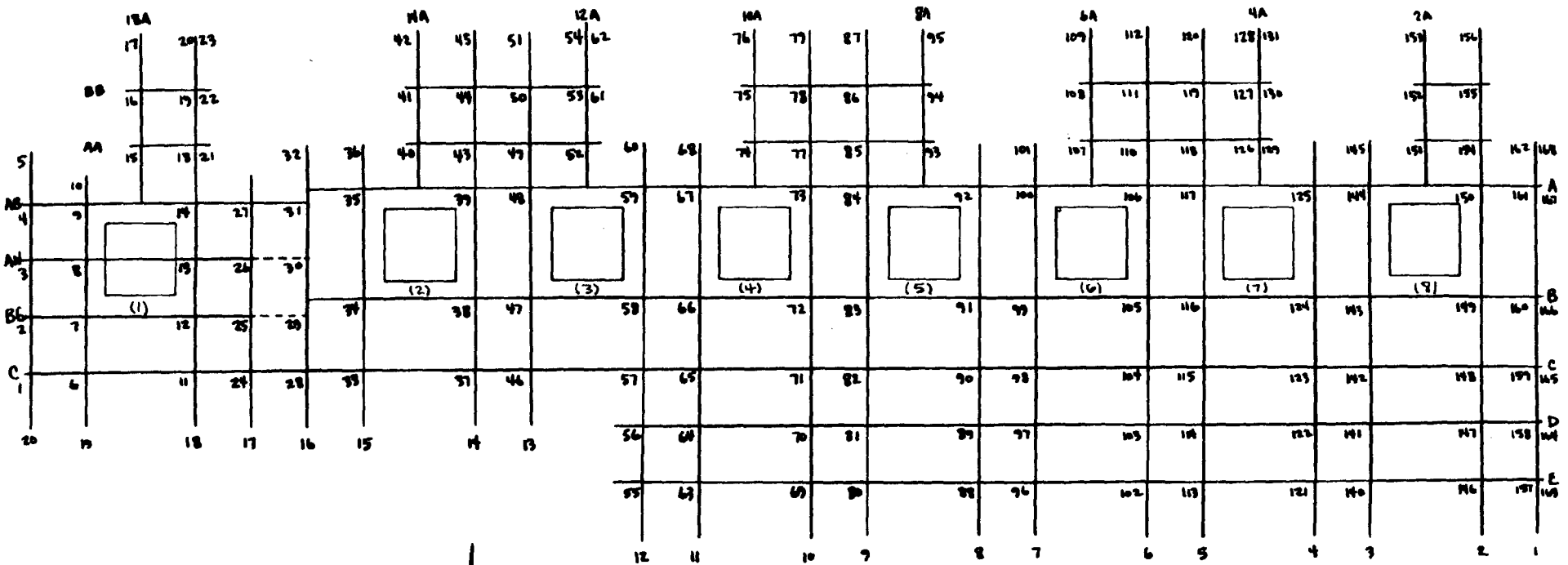

(1) Boiler #8
(2) Boiler #7
(3) Boiler #6
(4) Boiler #5
(5) Boiler #4
(6) Boiler #3
(7) Boiler #2
(8) Boiler #1

N

POWER HOUSE
101 BLDG
3rd FLOOR

DUP 0326229

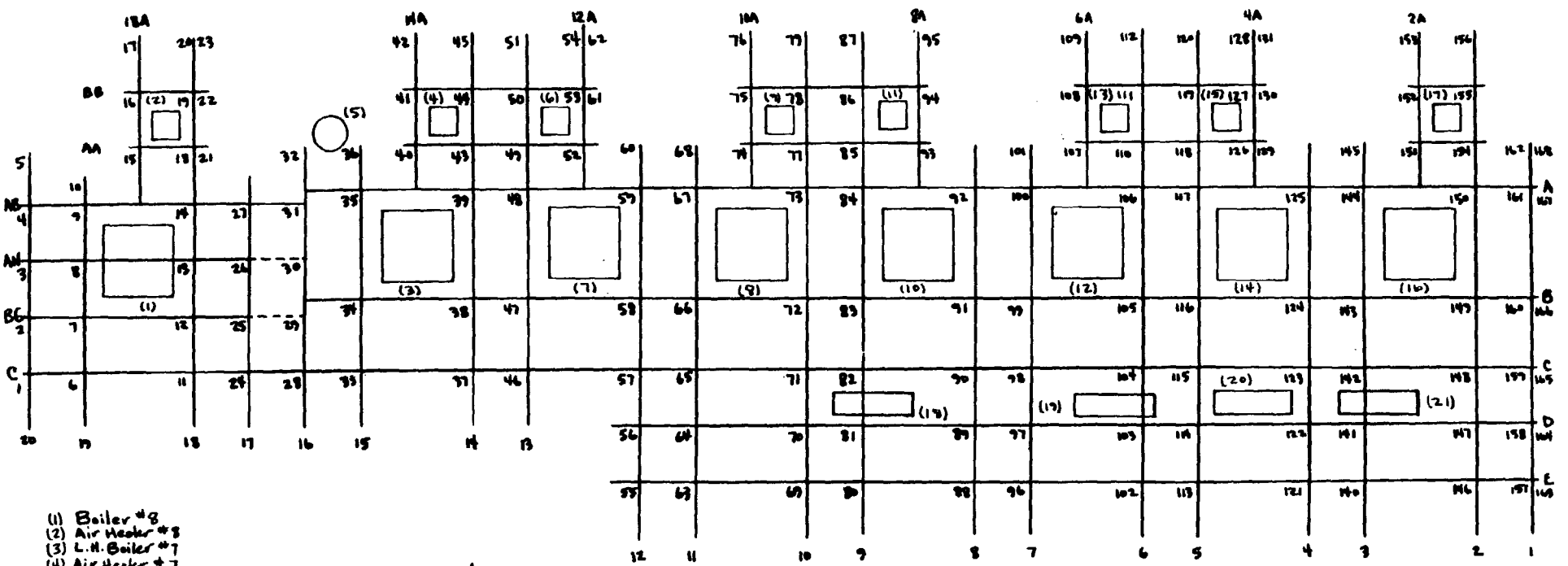

(1) Boiler #8
(2) Air Heater #8
(3) L.H. Boiler #7
(4) Air Heater #7
(5) Stack #4
(6) Air Heater #6
(7) R.H. Boiler #6
(8) L.H. Boiler #5
(9) Air Heater #5
(10) R.H. Boiler #4
(11) Air Heater #4
(12) L.H. Boiler #3
(13) Air Heater #3
(14) R.H. Boiler #2
(15) Air Heater #2
(16) L.H. Boiler #1
(17) Air Heater #1
(18) #4 Generator
(19) #3 Generator
(20) #2 Generator
(21) #1 Generator

POWER HOUSE
101 BLDG.
2nd FLOOR

DUP 0326230

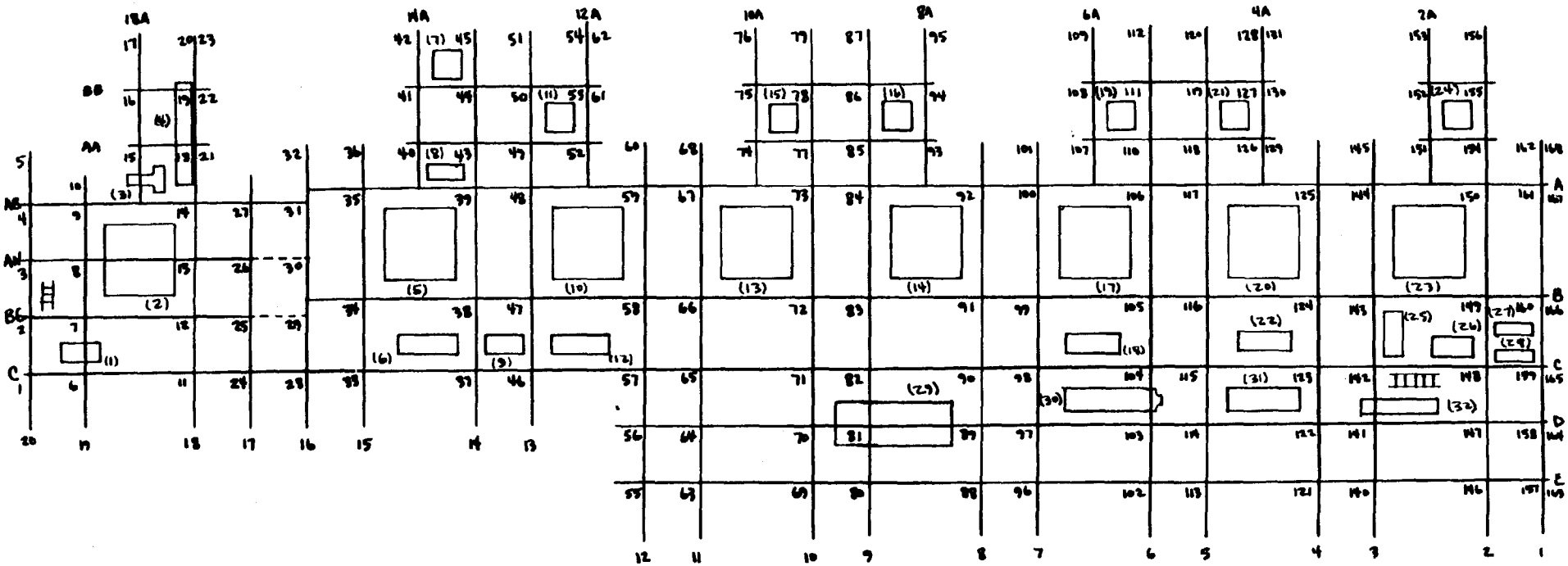

(1) Boiler Feed Water Pump
(2) Boiler #8
(3) I.D. Fan & Air Heater
(4) F.D. Fan
(5) L.H. Boiler #7
(6) B.F. Pump #6
(7) I.D. Fan & Air Heater #7
(8) I.D. Fan
(9) B.F. Pump #5 & Turbine
(10) R.H. Boiler #6
(11) I.D. Fan & Air Heater #6
(12) B.F. Pump #4 & Turbine
(13) L.H. Boiler #5
(14) R.H. Boiler #4
(15) I.D. Fan & AIR Heater #5
(16) I.D. Fan & AIR Heater #4
(17) L.H. Boiler #3
(18) B.F. Pump #3 & Turbine
(19) I.D. Fan & Air Heater
(20) R.H Boiler #2
(21) I.D. Fan & Air Heater #2
(22) B.F. Pump #1 & Turbine
(23) L.H. Boiler #1
(24) I.D. Fan & Air Heater #1
(25) Contri De super Heater pump
(26) Em. Air Comp. for Fire Alarm
(27) Fire pump & Turbine
(28) 12" H.P. steam
(29) Generator #4
(30) Generator #3
(31) Generator #2
(32) Generator #1

N

POWER HOUSE
101 BLDG.
1st FLOOR

DUP 0326231

3040 BLDG. First Floor

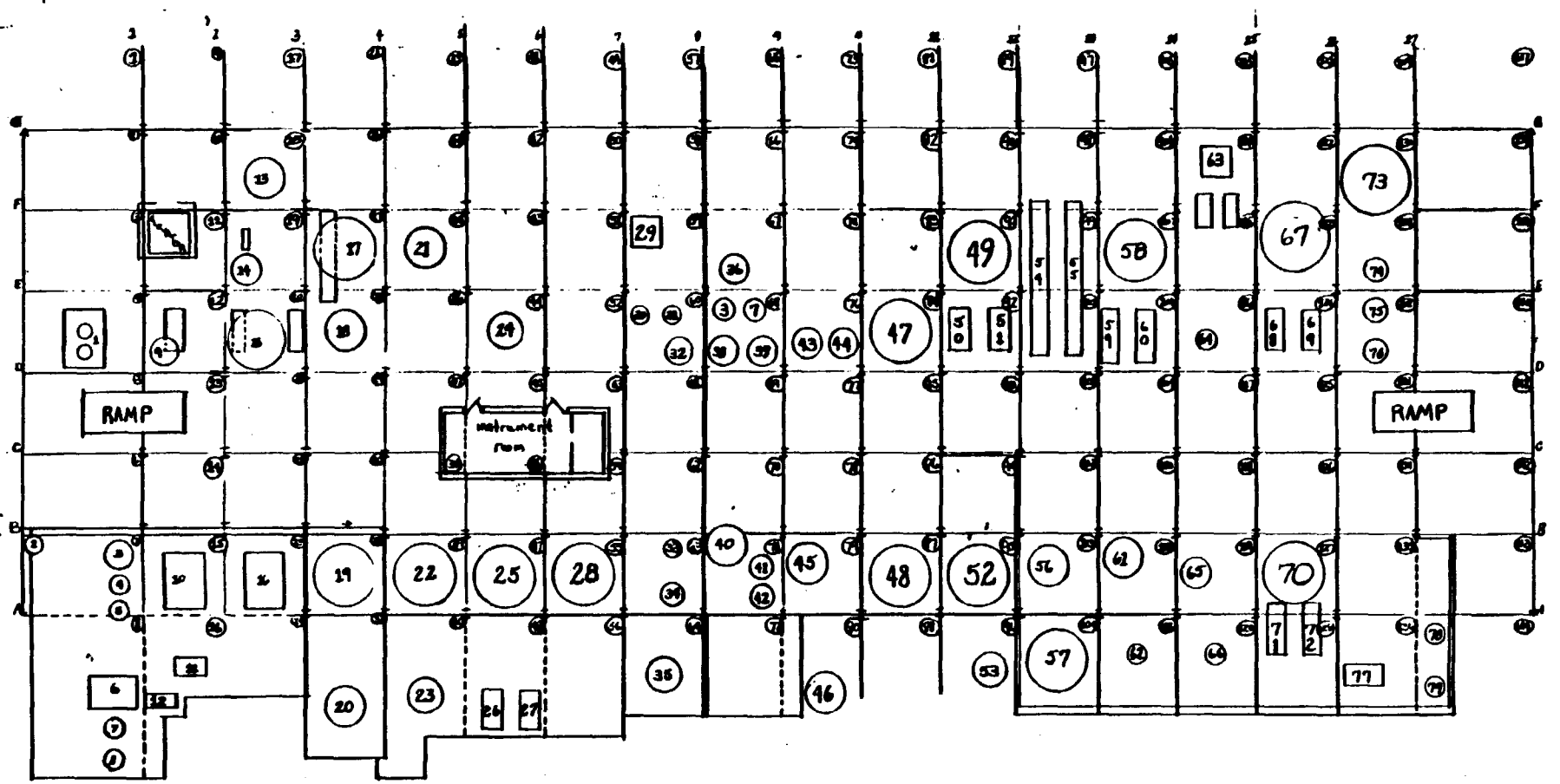

1) Vent System K.O. Pots
2) Analyzer Return TK.
3) Drain TK. 1202-5
4) Sieve Bed 1202-2.1
5) Sieve Bed 1202-2.2
6) Mole Sieve Roger.
7) Sieve Bed 1202-3.1
8) Sieve Bed 1202-3.2
9) PN Seal Flush TK PMP.
10) West Refrig. Unit
11) Mole Sieve Blower
12) Mole Sieve Brine PMP.
13) North Cat. RX.
14) NI Cat. Centrate
15) South Cat. RX.
16) East Refrig. Unit
17) "L" RX 1064-4
18) "L" RX Prod PMP.
19) West Extract. STHR.
20) West Extractor 1255-1
21) Isom RX 1150-1
22) Cleanup RX 1213-1
23) ——————
24) Isom FlShr 1154-1
25) Re-Extract. 1222-1
26) ——————
27) ——————
28) NI Decanter 1254-1
29) Sym. Sump
30) W. Step 1 BD Fd. Pmp.
31) E. Step 1 BD Fd. Pmp.
32) Step 1 Stg 3 RX
33) Centrate Tank
34) Solid Slurry TK. 1226-1
35) East Extract. 1204-1
36) BD Column 1209-1
37) Refrig. Cond 1209-14
38) W. BD Col. Mole Sieve
39) E. BD Col. Mole Sieve
40) Slurry TK. 1228-2
41) Centrif. Cent. TK. #4
42) Centrif. Cent. TK. #3
43) Step 1 Stg 2 RX
44) Step 1 Stg 1 RX
45) Slurry TK. 1222-1
46) 1224-01
47) Raff. FlShr. 1216-1
48) Slurry TK. 1215-2
49) Step 2 Stg. 3 RX 1250-1
50) Step 2 Stg. 3 RX Circ. Pmp 1250-6
51) Step 2 Stg. 3 RX Circ. Pmp. 1250-7
52) Step 2 FlShr. N.U.T. 1214-1
53) 1230-08 (Bott)
54) Step 2 Stg. 3 RX CLR. 1250-18.1
55) Step 2 Stg. 2 RX CLR. 1251-18.1
56) #1 NH3 RX 1421-1
57) NH3 Storage TK. 1430-1
58) Step 2 Stg. 2 RX 1251-1
59) 1251-7 Circ. Pmp.
60) 1251-6 Circ. Pmp.
61) NH3 Stripper Tails FlShr. 1422-1
62) NH3 Stripper 1424-1
63) E. Aqueous Sump
64) Step 2 FlShr. Preheater 1303-20
65) Slurry TK 1427-1
66) Caustic RX 1428-1
67) Step 2 Stg. 1 W. RX 1252-1
68) Step 2 Stg. 1 W. Pmp. 1252-6
69) Step 2 Stg. 1 W. Pmp. 1252-7
70) Step 2 FlShr. 1303-1
71) Step 2 FlShr. Cal. 1303-8
72) Cal. Circ. Pmp. 1303-9
73) Step 2 Stg. 1 E. RX 1257-1
74) Step 2 Stg. 1 E. RX Clr. 1257-18.1
75) Step 2 Stg. 1 W. RX Clr. 1252-18.2
76) Step 2 Stg. 1 W. RX Clr. 1252-18.1
77) Step 2 FlShr. Organic Sump
78) 1303-15.1
79) 1303-16.1

DUP 0326232

N

3040 BLDG. Grid Sheet
2nd FLR.

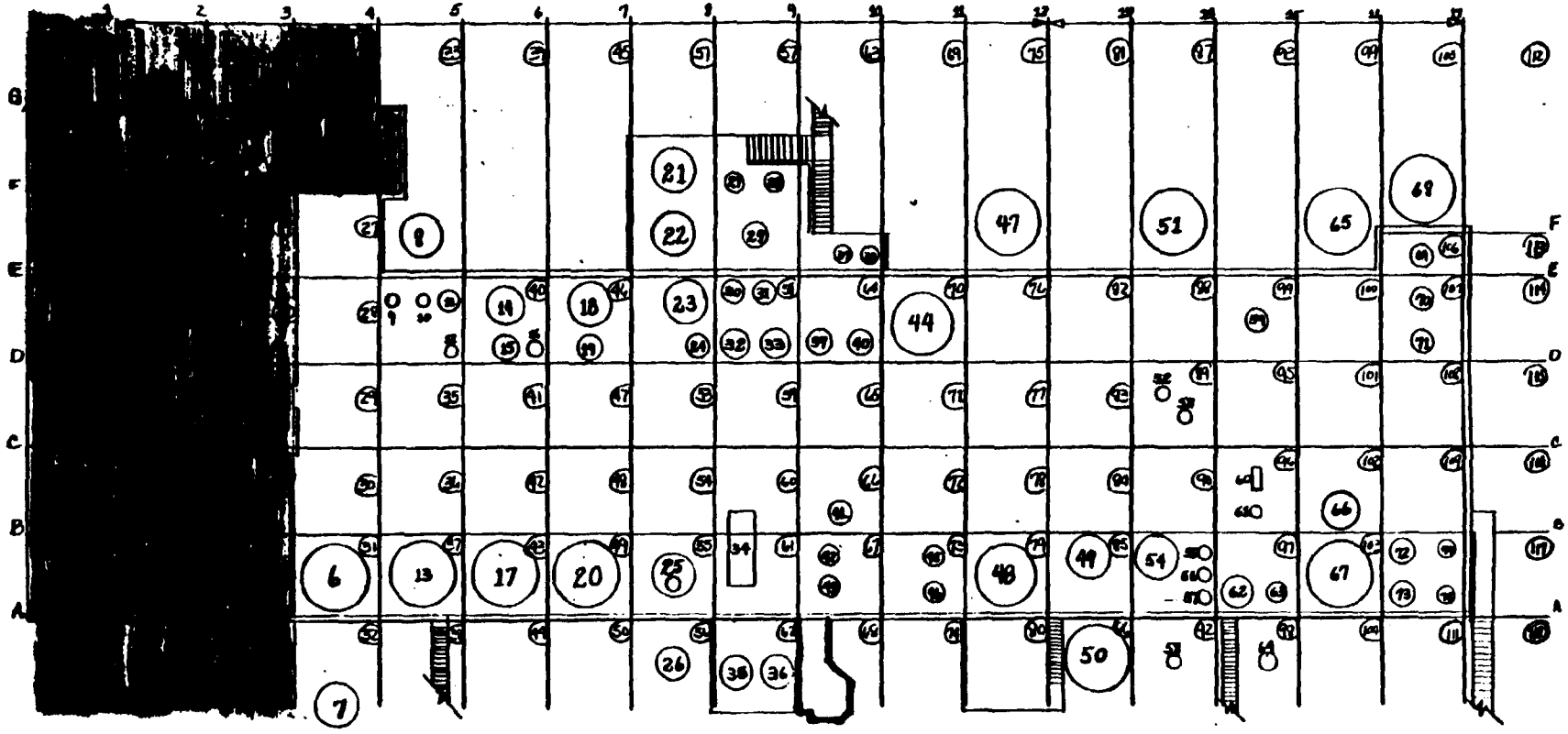

1 PN Holding Tk 1010-1
2 North Cat. Rx. 1060-1
3 South Cat. Rx 1064-1
4 North Cent. Tk 1063-1
5 Preheater 1070-18
6 W. Extract. Scrt. 1255-3
7 W. Extract. 1255-1
8 Isom Rx 1150-1
9 Water Clr 1150-18.2
10 Water Clr 1150-18.1
11 Feed Htr. 1150-15
12 Isom Flshr. Refrig. Cond.
13 Clutup Rx 12[illegible]-1
14 Isom Flshr. 1154-1
15 Isom Flshr. H2O Condn. 1154-12.1
16 Isom Flshr H2O Condn 1154-12.2
17 Preheater 1222-1
18 PN Flshr 1220-1
19 PN Flshr H2O Cool Condn. 1120-12
20 NF Decanter 1254-1
21 1103-1
22 1103-3
23 1102-1 BD Hold Tank
24 Step 1 Stg 3 Rx 1106-1
25 Solids Slurry Tank 1226-1
26 E. Extract 1204-1
27 1109-16
28 1109-17
29 1109-1
30 Refrig. Cond. 1109-14
31 H2O Cooled Cond 1109-12
32 W. BD Col. Mole Sieve 1101-2
33 E. BD Col. Mole Sieve 1101-1
34 Solid Rotary Dryer 1229-1
35 NF Cl2 Rx 1240-2
36 NF Cl2 Rx 1240-1
37 Step 1 Stg 2 Cooler 1107-18
38 Step 1 Stg 1 Cooler 1105-18
39 Step 1 Stg 2 Rx 1107-1
40 Step 1 Stg 1 Rx 1105-1
41 MGN S.F. Tank 1218-1
42 Centrifuge #4 1220-1
43 Centrifuge #3 1217-1
44 Raffinate Flshr 1216-1
45 Centrifuge #2 1219-1
46 Centrifuge #1 1215-1
47 Step 2 Stg. 3 Rx 1250-1
48 Step 2 Flshr H.U.T. 1214-1
49 NH3 Rx 1421-1
50 NH3 Storage Tank 1430-1
51 Step 2 Stg. 2 Rx 1251-1
52 Exit Silencer 1426-10.2
53 Inlet Silencer 1426-10.1
54 NH3 Rx 1422-1
55 1424-12
56 1424-5
57 1424-14
58 NH3 Stripper 1424-1
59 Step 2 Flshr P/heater 1308-20
60 Tails Pump 1424-10
61 NH3 Flshr 1424-1
62 Slurry Tank 1427-1
63 Filter Sep. 1426-3
64 Caustic Rx 1428-1
65 Step 2 Stg. 1 W. Rx 1252-1
66 1303-13
67 Step 2 Flshr. 1303-1
68 Step 2 Stg. 1 E. Rx 1257-1
69 Step 2 Stg. 1 E. Rx Clr 1257-18.1
70 Step 2 Stg. 1 W. Rx Clr 1252-18.1
71 Step 2 Stg. 1 W. Rx Clr 1252-18.2
72 Step 2 Flshr. Cal. 1303-15
73 Step 2 Flshr Cal. 1303-16
74 Step 2 Flshr Clr 1303-18.1
75 Step 2 Flshr Clr 1303-18.2

DUP 0326233

N

3040 BLDG. Grid Sheet
Third Floor

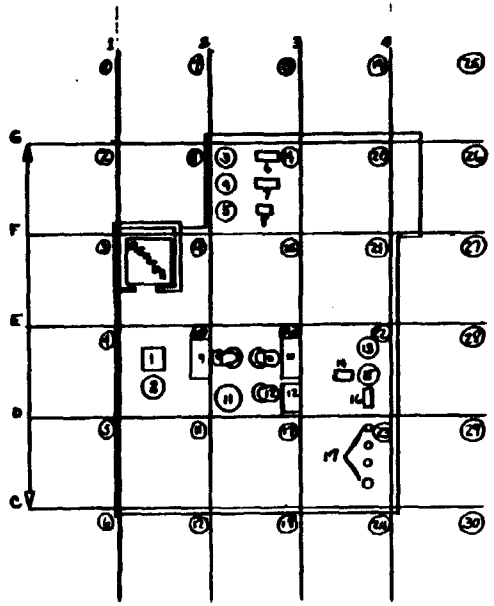

1 Zinc Chl. Drum Tilter 1011-1
2 Zinc Chl. Reciever 1011-2
3 Acid Scrubber Sep. 1071-2
4 H²O Scrubber Sep. 1071-4
5 Caustic Scrubber Sep. 1071-5
6 Acid Pmp. 1071-6
7 H²O Pmp. 1071-7
8 Caustic Pmp. 1071-8
9 Centrifuge 1066-1
10 Centrifuge 1069-1
11 NI Tote Bin 1065-3
12 Centrifuge 1067-1
13 Methanol N.D.TK. 500-53
14 HCL Absorber 1003-1.01
15 Fume Scrubber 1003-102
16 Scrubber Pmp 1003-1.05
17 Vac. Jet Ass'y 1004-26

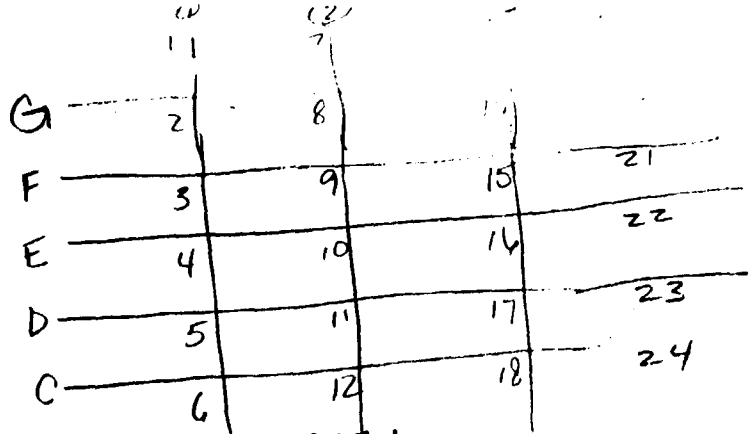

3040 BLDG. Grid Sheet
Fourth Floor

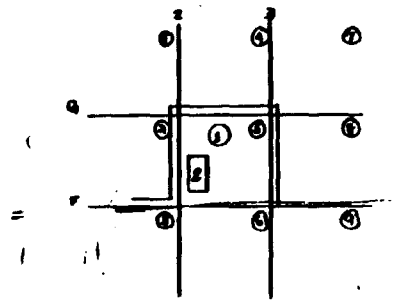

1 Acid Ejector 1071-1
2 Cooler 1071-3

DUP 0326234

3000 3003. Grid Sheet
Plat form

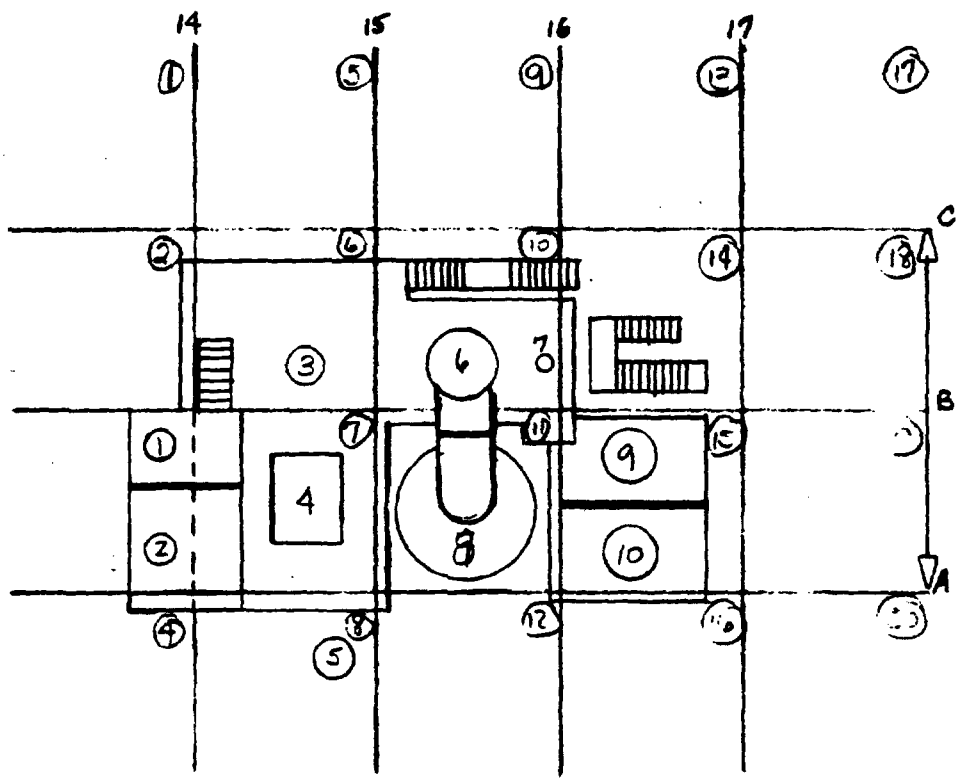

1 NH3 Cond. 1424-12
2 Brine Recyc. Clr 1424-14
3 NH3 Flshr. 1424-1
4 Filter 1426-1
5 Caustic PX 1428-1
6 1203-13
7 Ver + Jet or. Platform
8 Stg 2 Flshr 1202-1
9 Stg 2 Flshr Cal. 1202-15
10 Stg 2 Flshr [illegible]

DUP 0326235

3040 BLDG. 4th FLoor Grid Sheet

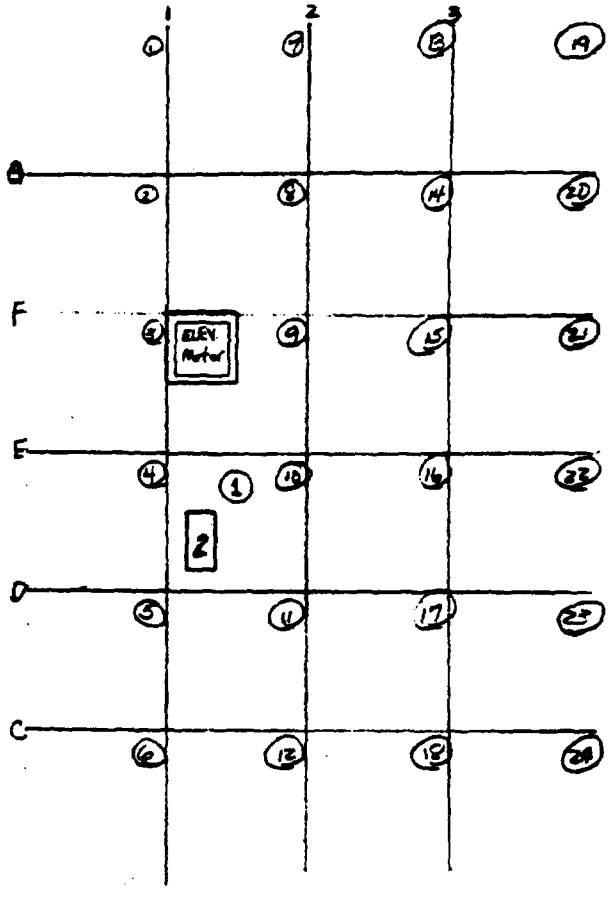

1) Acid Ejector 1071-1
2) Cooler 1071-3

DUP 0326236

TANK FARM BLDG 3045
AND BLDG 3047

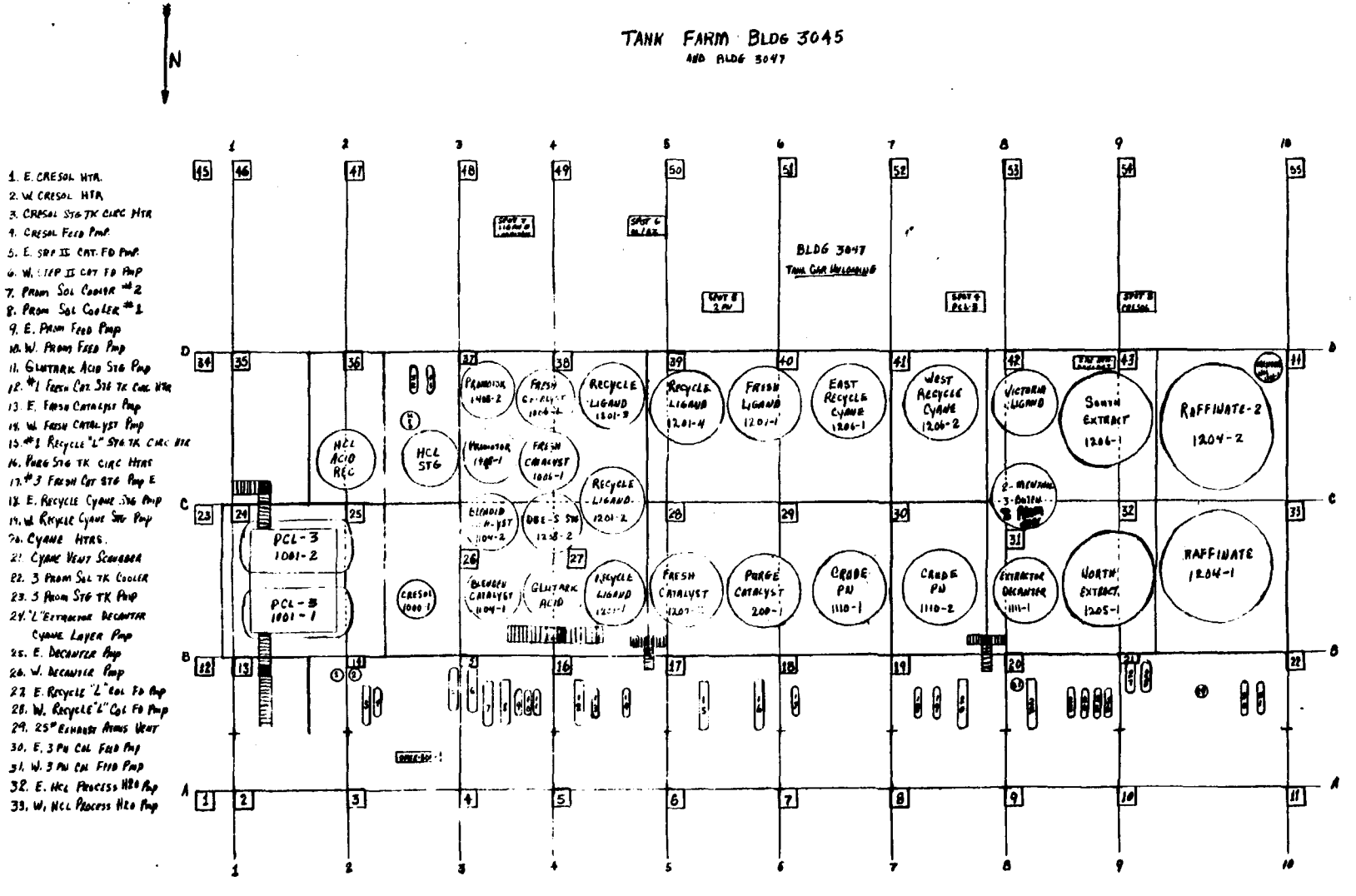

DUP 0326237

3050 BLDG
GROUND FLOOR
GRID SHEET

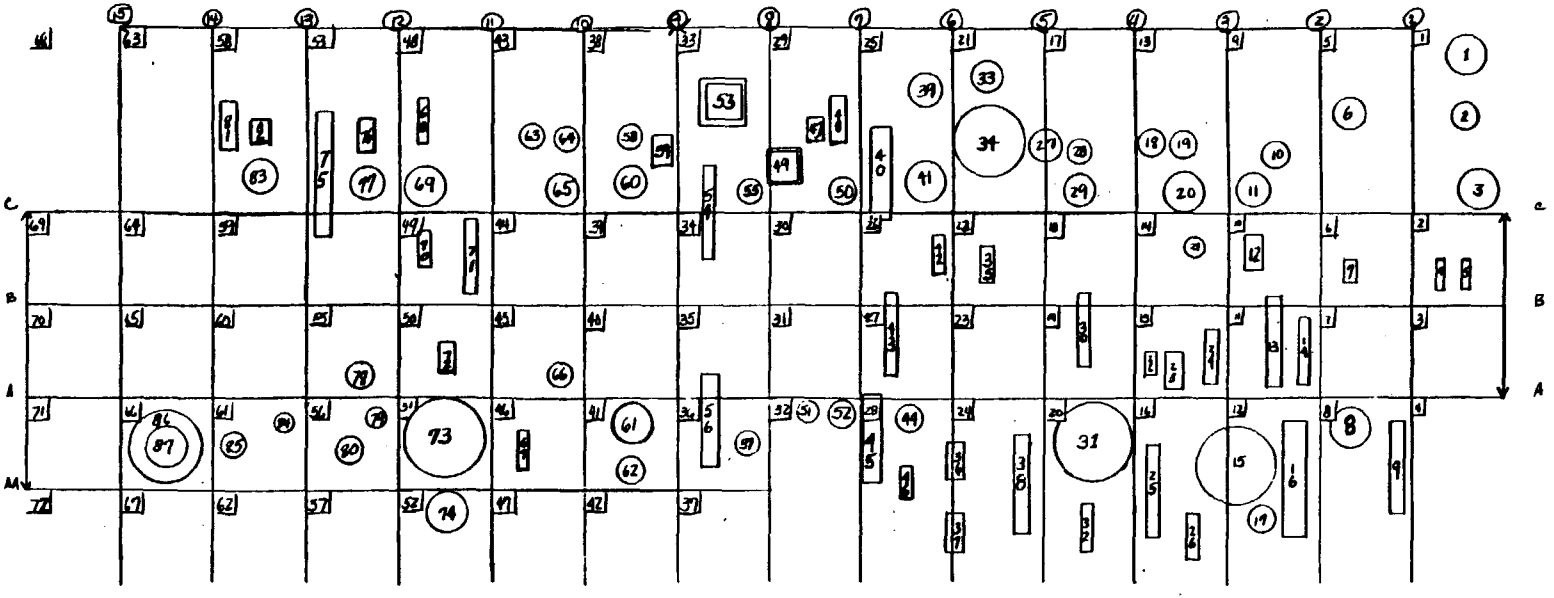

1	175# Flash TK. 1040-1.1
2	Atmos. Flash TK. 1040-3
3	25# Flash TK. 1040-2
4	W. 25# Flash TK. Pmp 1040-9
5	E. 25# Flash TK. Pmp 1040-7
6	Flash TK. Dp. Separ. 1040-10
7	Swing Jet K.O.P. Pmp 1215-6
8	ADN Col. 1212-1
9	OLD ADN Col. Col. 1212-15.01
10	WFE TAILS TK. 1264-04
11	Head TK. Aband. 1255-13.1
12	WRC Reflux Pmp. 1102-6
13	P.C./Recycle MGN FD. Preheat. 1210-20+21
14	PC FD. Preheat. 1210-22
15	MGN Purge Conc. Col. 1210-1
16	P.C. Col. Col. 1210-15
17	P.C. Col. Cond. Pot. 1210-4
18	ZPN Degas Pmp. 1252-7
19	ZPN Degas Pmp. 1252-7
20	OLD ZM3 Col. 1255-1
21	Vent Hdr. P.O.T.
22	MGN Col. Spray Cond Circ. Pmp 1209-7
23	
24	MGN Tails Cooler 1210-18
25	MGN Col. Col. 1209-15
26	PC. Col. Col. Circ. Pmp 1210-08
27	L.B. Head TK 1152-13.01
28	Low Boiler Col Col. 1152-15
29	Low Boiler Col. 1152-1
30	Low Boiler Col FD. Preheat 1152-20
31	MGN Col 1209-1
32	MGN Col. Col. Circ Pmp 1209-8
33	ZPN Col. Col. 1305-15
34	ZPN Col. 1305-1
35	ZPN Col. Tails Pmp. 1305-10
36	Cyane Rec. Col./Step II Flasher Make FD Preheat 1254-22
37	MGN Recycle Prehte. 1209-17
38	Low BOILER Col. FD. Prehtr. 1209-18
39	ZPN Col Cond. TK. 1305-4
40	EXT. FLasher Col. 1201-15
41	ZPN Col. Heads TK. 1305-13.01
42	ZPN Col. Make Pmp. 1305-06
43	CRC/3PN Make Proc. Exchan. 1254-20
44	Cyane Recovery Col. 1254-1
45	Cyane Recycle Col. Col. 1254-15
46	1254-8
47	EXT. Flasher Tails Pmp. 1201-10
48	EXT. Flasher Circ. Pmp. 1201-8
49	Aqueous Sump
50	EXT. Flasher 1201-1
51	WORC 1204-1
52	Cyane Recycle Col. Head TK 1254-13.1
53	Organic Sump
54	ZM3 Col. Tails 1150-20
55	ZM3 Side Draw CLR.
56	3PN Col. Spray Cond. CLR. 1253-18
57	3PN Refrig. Make TK. 1253-3
58	ZM3 Col. Col. 1150-15
59	Spiral Exchanger
60	ZM3 Col. 1150-1
61	3PN Col. 1253-1
62	
63	Recycle "L" Preflasher Prehtr. 1252-15
64	Recycle "L" Preflasher Prehtr. 1252-16
65	Cond. Head TK. 1150-13.1
66	3PN Cond. TK.
67	DN Col. Cond. Circ. Pmp. 1257-7
68	Cyane Preflasher Tails Pmp 1252-10
69	Cyane Preflasher 1252-01
70	Cyane Preflasher Make Pmp 1252-06
71	3PN Feed Heater 1253-15
72	DN Col. Tails Pmp 1257-10
73	DN Col. 1257-1
74	DN Col. Bypass Holdup TK. 1257-3
75	Recycle "L" Col Col. 1215-15
76	N. Recycle "L" Col. Make Pmp 1251-6
77	Recycle "L" Make TK. 1251-13
78	DN Col. Cond. TK
79	Hot well
80	DN Col Col. 1257-16
81	Recycle "L" Col. Col. Circ. Pmp
82	Recycle Tails Spiral Exch.
83	Recycle "L" Col. 1251-1
84	ADN Ref. Col. Cond. TK. 1312-9
85	ADN Col. Col. 1312-15
86	ADN Ref. Col. Spray Cond 1312-5
87	ADN Ref Col 1312-1

DUP 0326238

EQUIP. LIST

1) VENT SYSTEM K.O.P. 1270-1
2) ADN COL 1212-1
3) WFE SEPERATOR
4) HIGH BOILER TAILS TANK
5)
6) FLUSH HOLD UP TANK 1218-01
7) MGN PURGE CONC. COL. 1210-1
8) OLD 2M3 COLUMN CALANDRIA
9) OLD 2M3 COL 1255-1
10) REFLUX TANK 1102-13.1
11) LOW BOILER COL. CAL. 1152-15
12) LOW BOILER COL. CAL. 1152-1
13) MGN COLUMN 1209-1
14) 2PN COL. CAL. 1305-15
15) 2PN COLUMN 1305-1
16) EQUIPMENT REMOVED
17) EQUIPMENT REMOVED
18) 2PN COL. HEADS TANK 1305-13.01
19) CYANIDE RECOVERY COLUMN 1259-1
20) EXTRACT FLASHER 1201-1
21) SOLVENT RECYCLE FEED TANK 1204-02
22) WORC 1204-1
23) WORC CAL. 1204-15
24) 3PN BRINE COND. 1253-14.1
25) 3PN JET STRIPPER COND. 1253-14.2
26) 2M3 COLUMN CALANDRIA 1150-15
27) 2M3 COLUMN 1150-1
28) 3PN COLUMN 1253-1
29) 3PN COLUMN CALANDRIA
30) CYANIDE PREFLASHER 1252-01
31) COND. HEAD TANK 1252-13.1
32) DN COLUMN 1257-1
33) RECYCLE "L" MAKE TANK 1251-13
34) DN COLUMN CALANDRIA 1257-16
35) RECYCLE "L" COLUMN 1251-1
36) ADN COL. CAL. 1312-15
37) RECYCLE "L" TAILS FLASHER 1250-1
38) RECYCLE "L" TAILS FLASHER WATER COOLED COND 1250-12
39) RECYCLE "L" TAILS FLASHER MAKE TANK 1250-3
40) RECYCLE "L" TAILS FLASHER SPRAY COND 1250-5
41) RECYCLE "L" TAILS FLASHER BRINE COOLER 1250-19
42) ADN REF COL 1312-1

3050 BLDG

2ND FLOOR

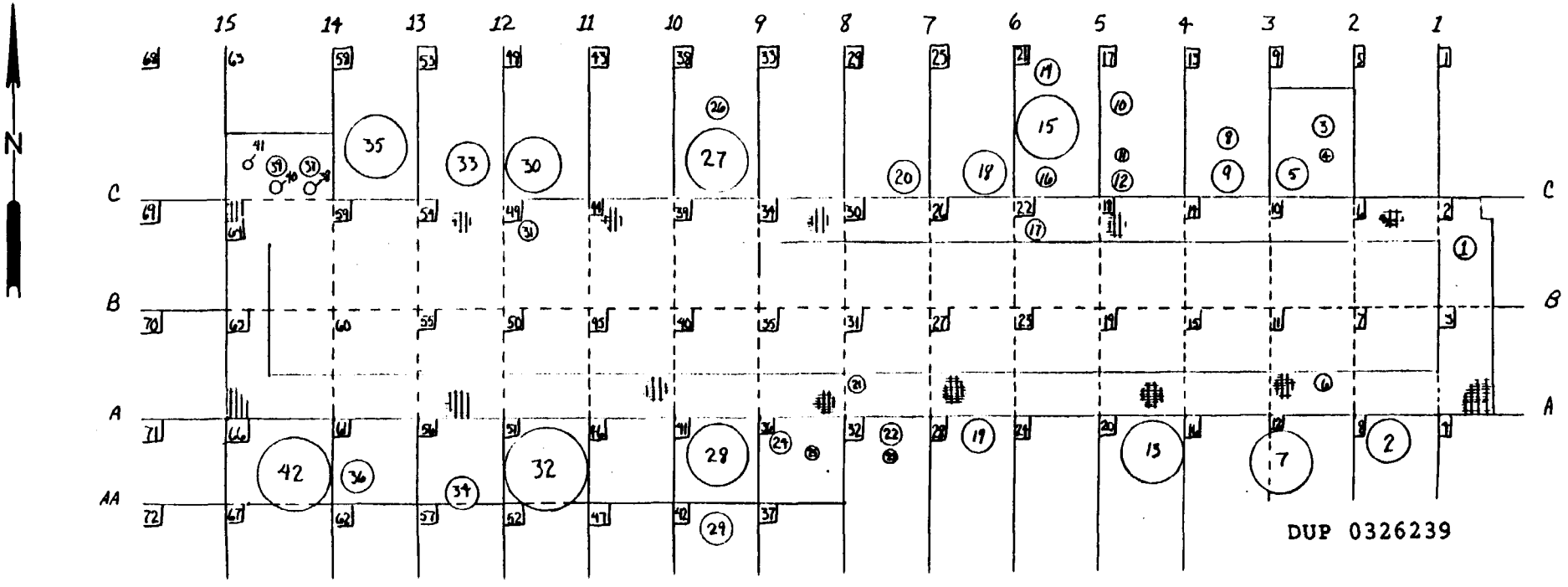

3050 BLDG

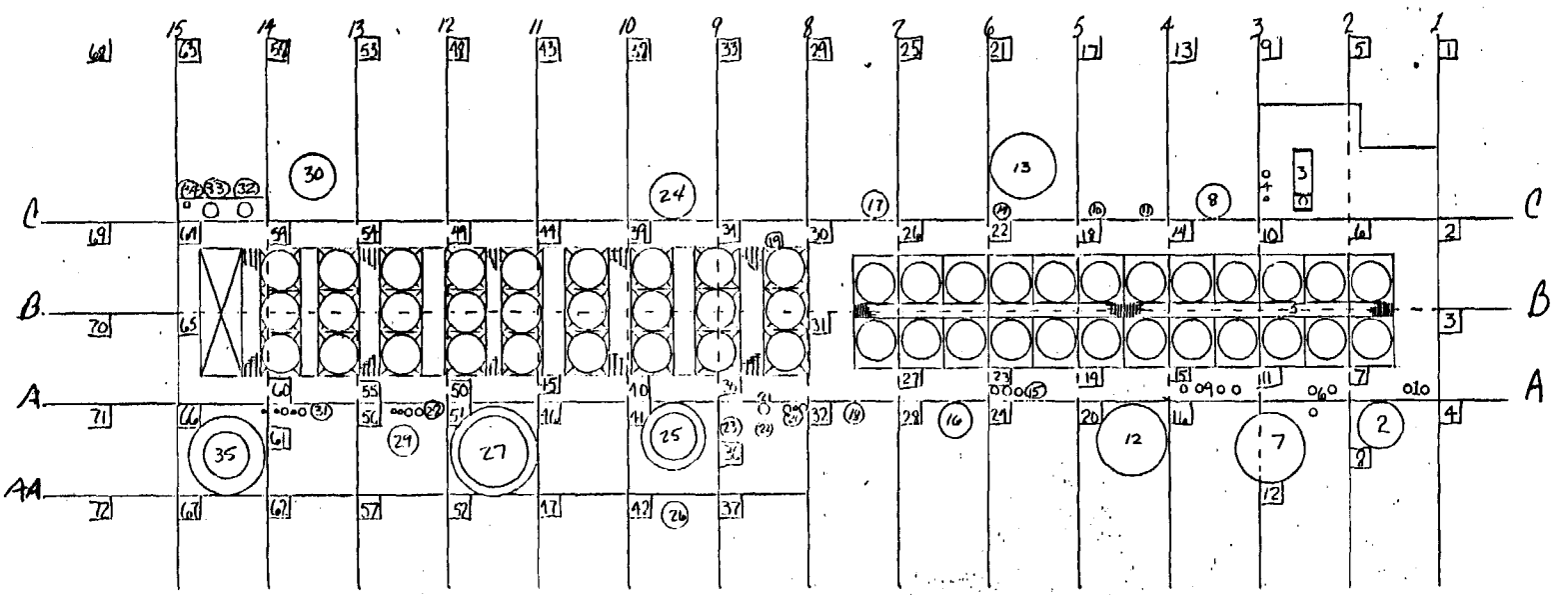

3RD FLR

1) VAC. JET 1212-26
2) ADN COL 1212-1
3) WIPED FILM EVAPORATOR 1264-1
4) WFE VAC. JET 1264-26
5) AIR COOLERS
6) VAC. JET 1210-26
7) MGN PURGE COND COL 1210-1
8) OLD 2M3 COL
9) VAC JETS 1207-26 & 1209-26
10) LOW BOILER COL 1152-1
11) WRC COL 1102-1
12) MGN COL
13) 2PN COL 1305-1
14) HAS BEEN REMOVED
15) VAC JET 1222-26
16) CYANIDE RECOVERY COL 1254-1
17) EXTRACT FLASHER 1201-1
18) WORC 1201-1
19) AIR COOLERS
20) VAC. JET 1253-26
21) 3PN JET STRIPPER 1253-2
22) REFRIG. COOLER 1253-19.2
23) REFRIG COND 1253-14.1
24) 2M3 COLUMN 1150-1
25) 3PN COLUMN 1253-1
26) 3PN COLUMN CALANDRIA 1253-3
27) DN COLUMN 1257-1
28) VAC JET 1257-26
29) DN COLUMN CALANDRIA 1257-16
30) RECYCLE "L" COLUMN 1251-1
31) VAC. JET 1312-26
32) RECYCLE "L" TAILS FLASHER WATER COOLER COND 1250-17
33) RECYCLE "L" TAILS FLASHER SPRAY COND 1250-5
34) RECYCLE "L" TAILS FLASHER AFTER COOLER 1250-26.1
35) ADN REF COL 1312-1

[redacted]

DUP 0326240

3050 BLDG

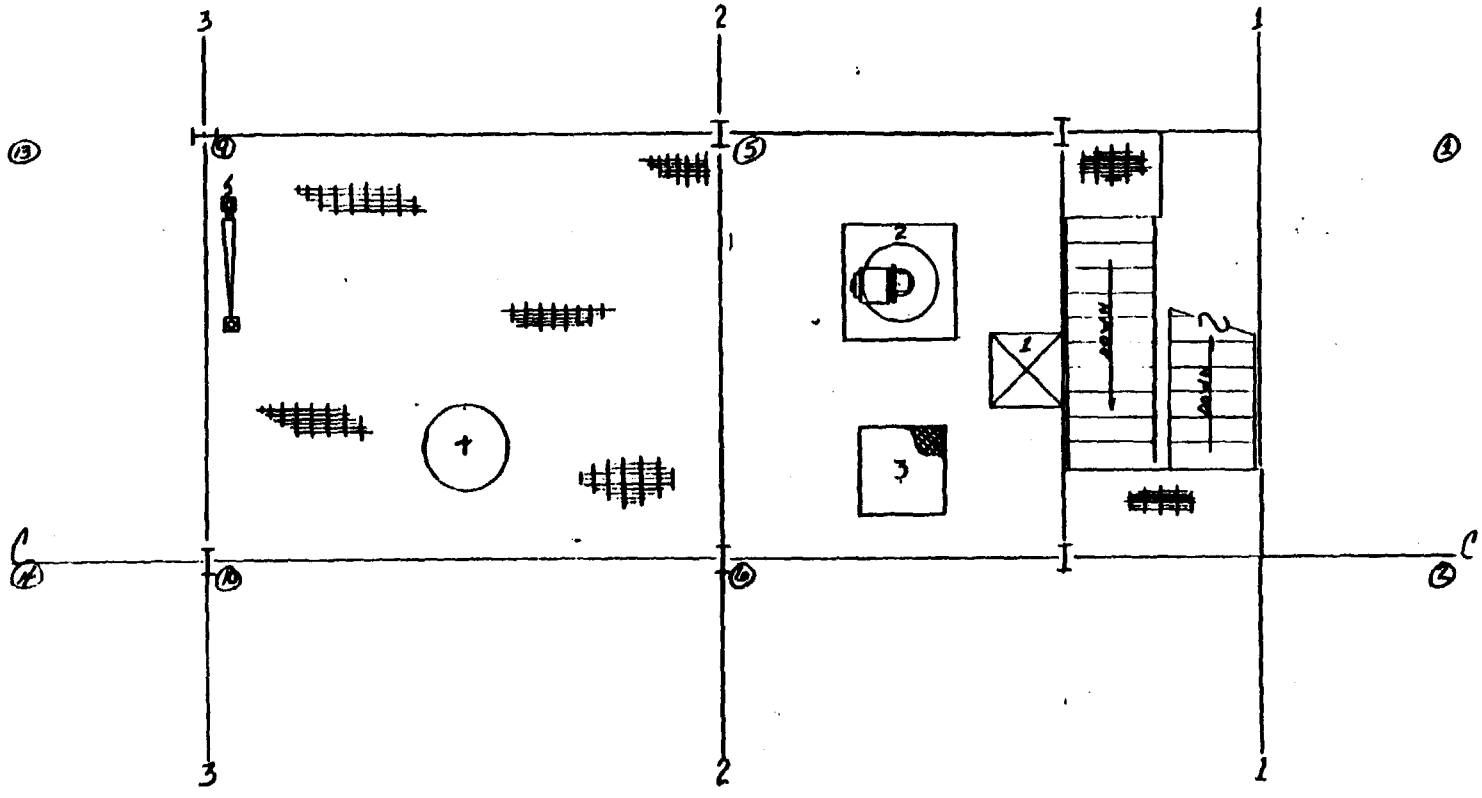

44 FLR

DUP 0326241

3060 BLDG.

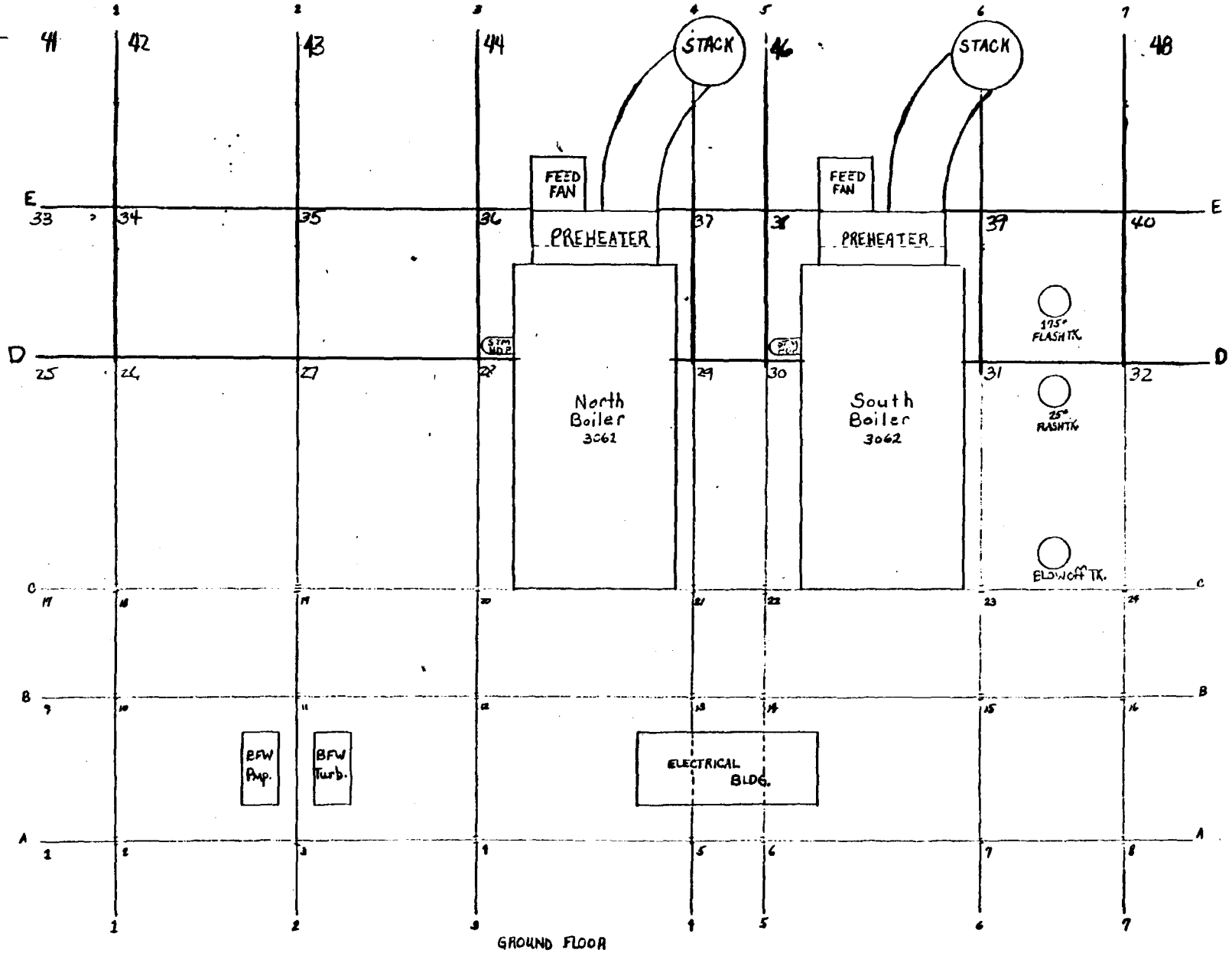

GROUND FLOOR

DUP 0326242

BLDG 3055 - TANK FARM

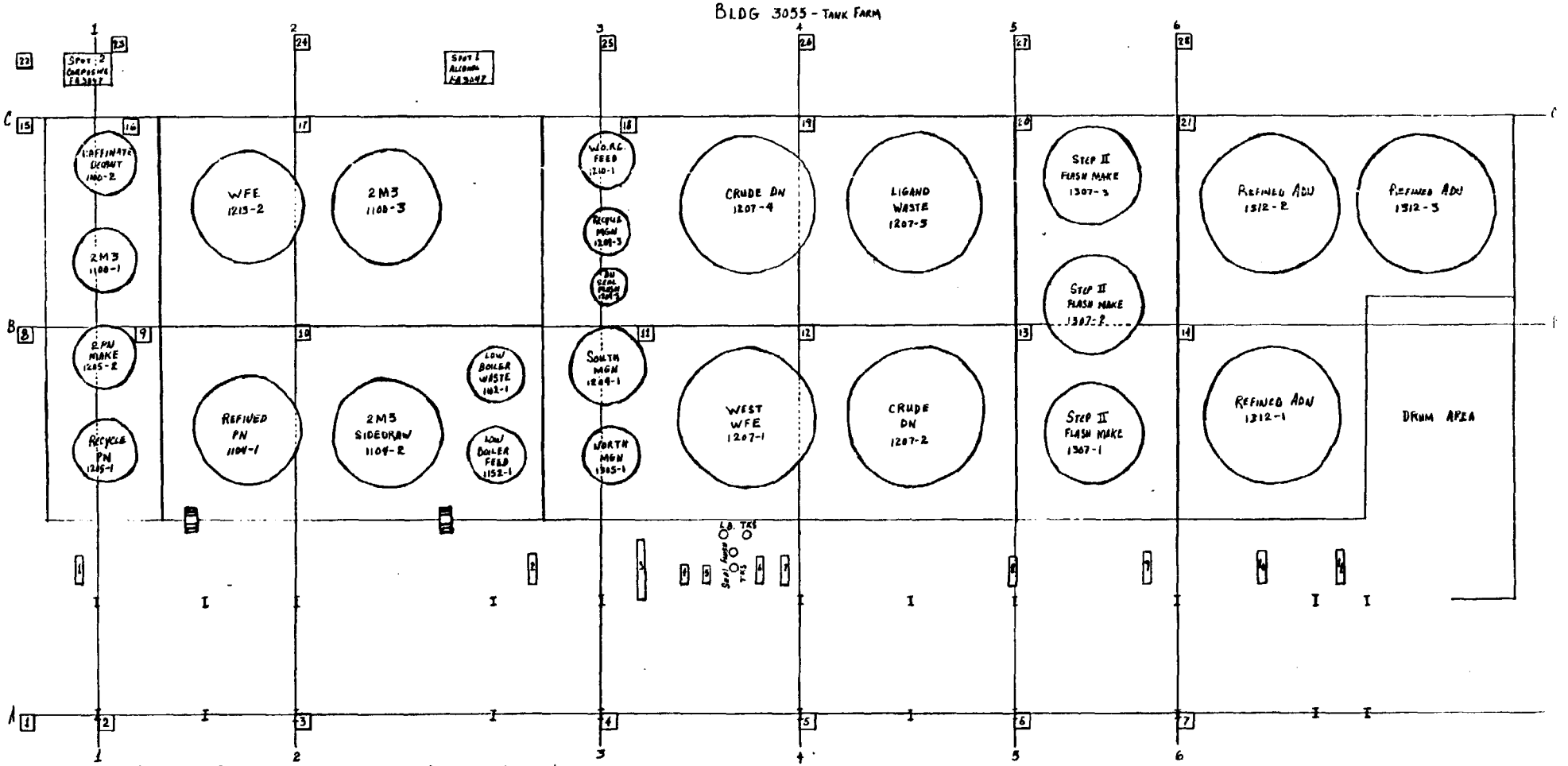

1. EAST ISOM REACTOR 2MC FEED PUMP
2. WEST LOW BOILER WASTE PUMP
3. WFE CIRC HEATER
4. EAST MGN WASTE PUMP
5. WEST MGN WASTE PUMP
6. EAST MGN COL FEED PUMP
7. MGN COL FEED PUMP
8. STEP II FLASH MAKE TRANS PUMP
9. #6 SUMP PUMP
10. REFINED ADN EAST TRANS PUMP
11. REFINED ADN WEST TRANS PUMP

DUP 0326243

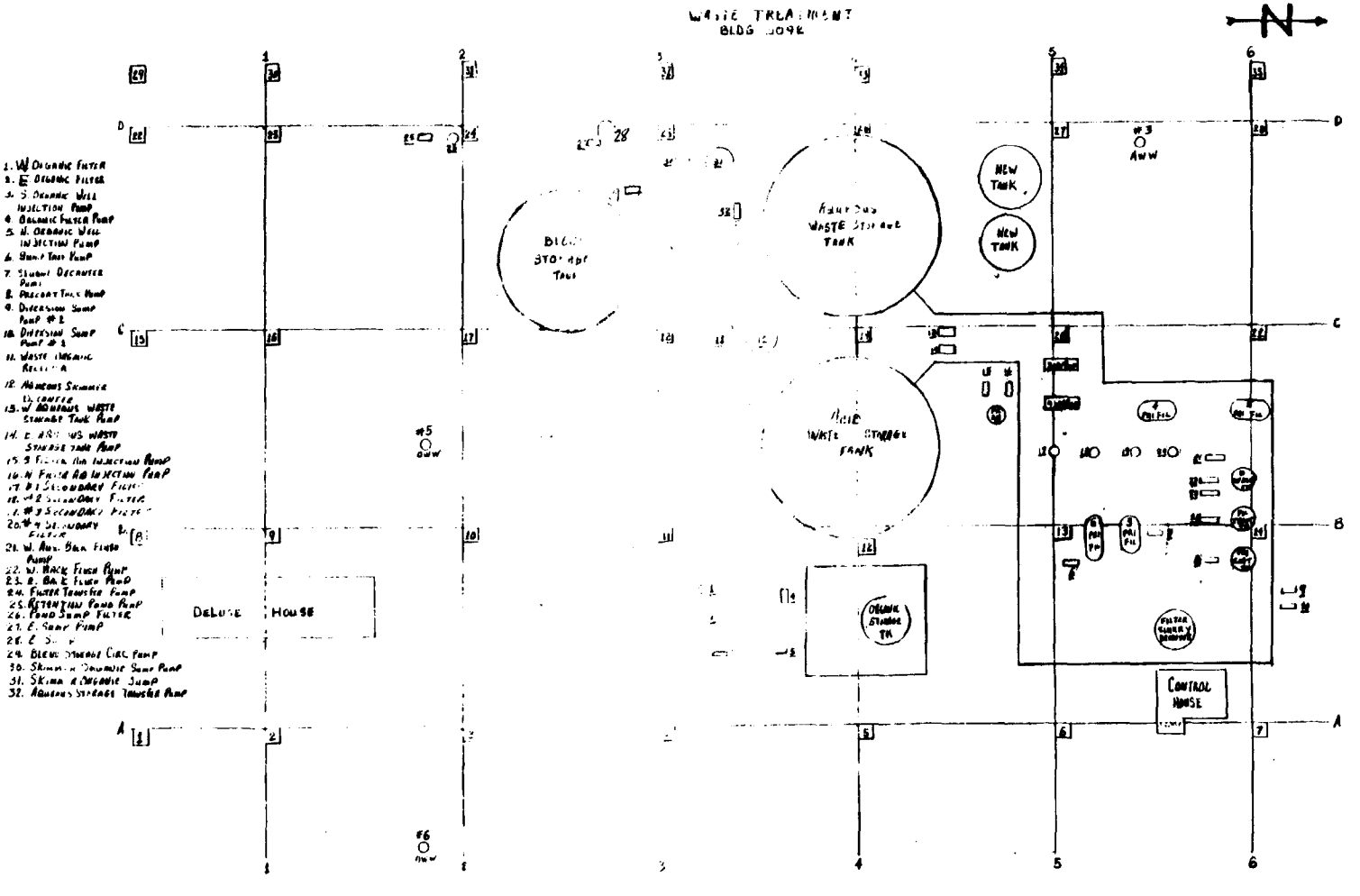
WASTE TREATMENT
BLDG 3092
N
1. W Organic Filter
2. E Organic Filter
3. S Organic Well Injection Pump
4. Organic Filter Pump
5. N Organic Well Injection Pump
6. Sump Tank Pump
7. Sludge Decanter Pump
8. Precoat Tank Pump
9. Diversion Sump Pump #2
10. Diversion Sump Pump #1
11. Waste Organic Receiver
12. Aqueous Skimmer Decanter
13. W Aqueous Waste Storage Tank Pump
14. E Aqueous Waste Storage Tank Pump
15. S Filter Aq Injection Pump
16. N Filter Aq Injection Pump
17. #1 Secondary Filter
18. #2 Secondary Filter
19. #3 Secondary Filter
20. #4 Secondary Filter
21. W Aux. Back Flush Pump
22. W Back Flush Pump
23. E Back Flush Pump
24. Filter Transfer Pump
25. Retention Pond Pump
26. Pond Sump Filter
27. E Sump Pump
28. E Sump
29. Blend Storage Circ Pump
30. Skimmer Organic Sump Pump
31. Skimmer Organic Sump
32. Aqueous Storage Transfer Pump
Blend Storage Tank
Aqueous Waste Storage Tank
Acid Waste Storage Tank
New Tank
New Tank
#3 AWW
#5 OWW
#6 OWW
Deluge House
Organic Storage TK
Filter Slurry Decanter
Control House

DUP 0326244

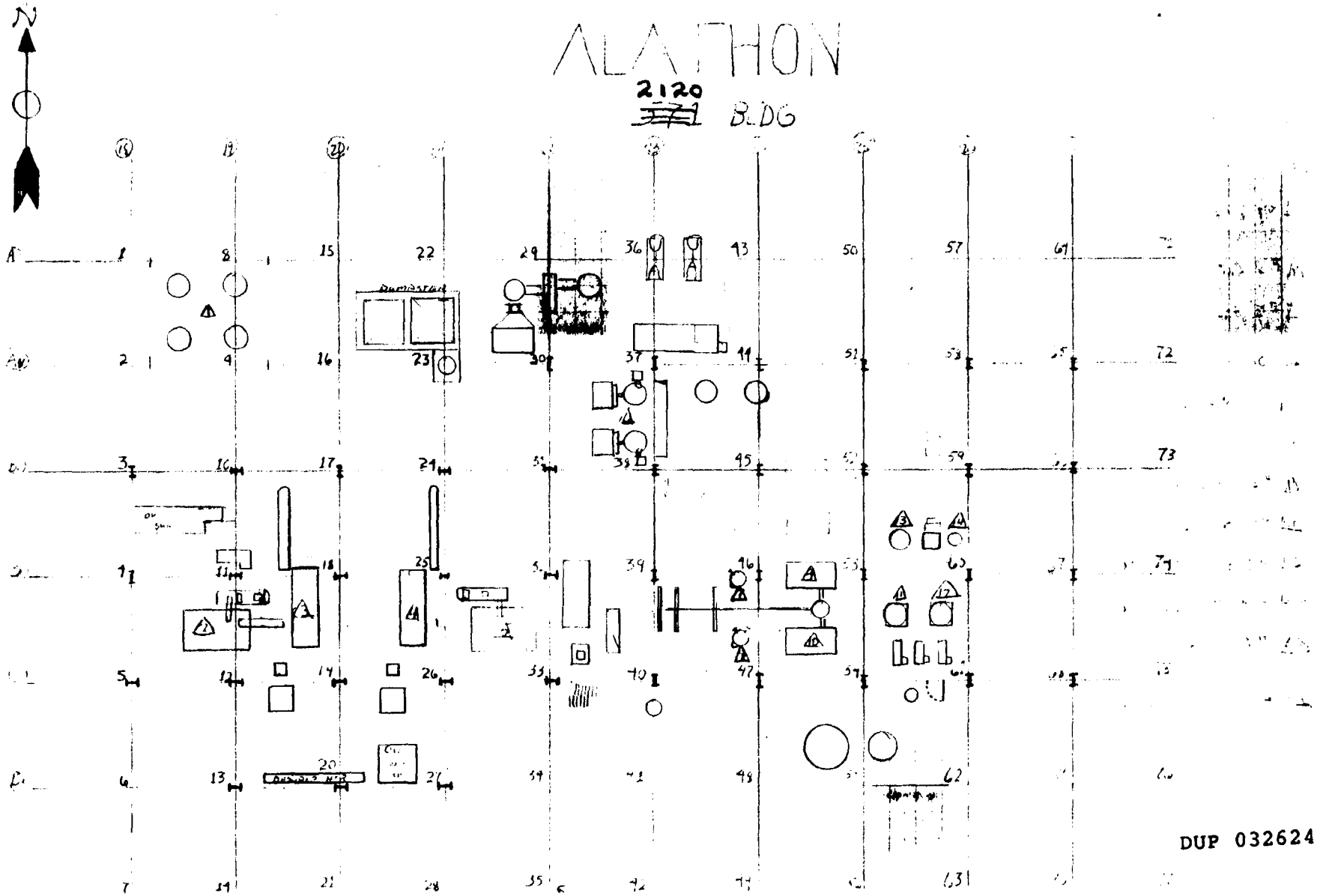

DUP 0326245

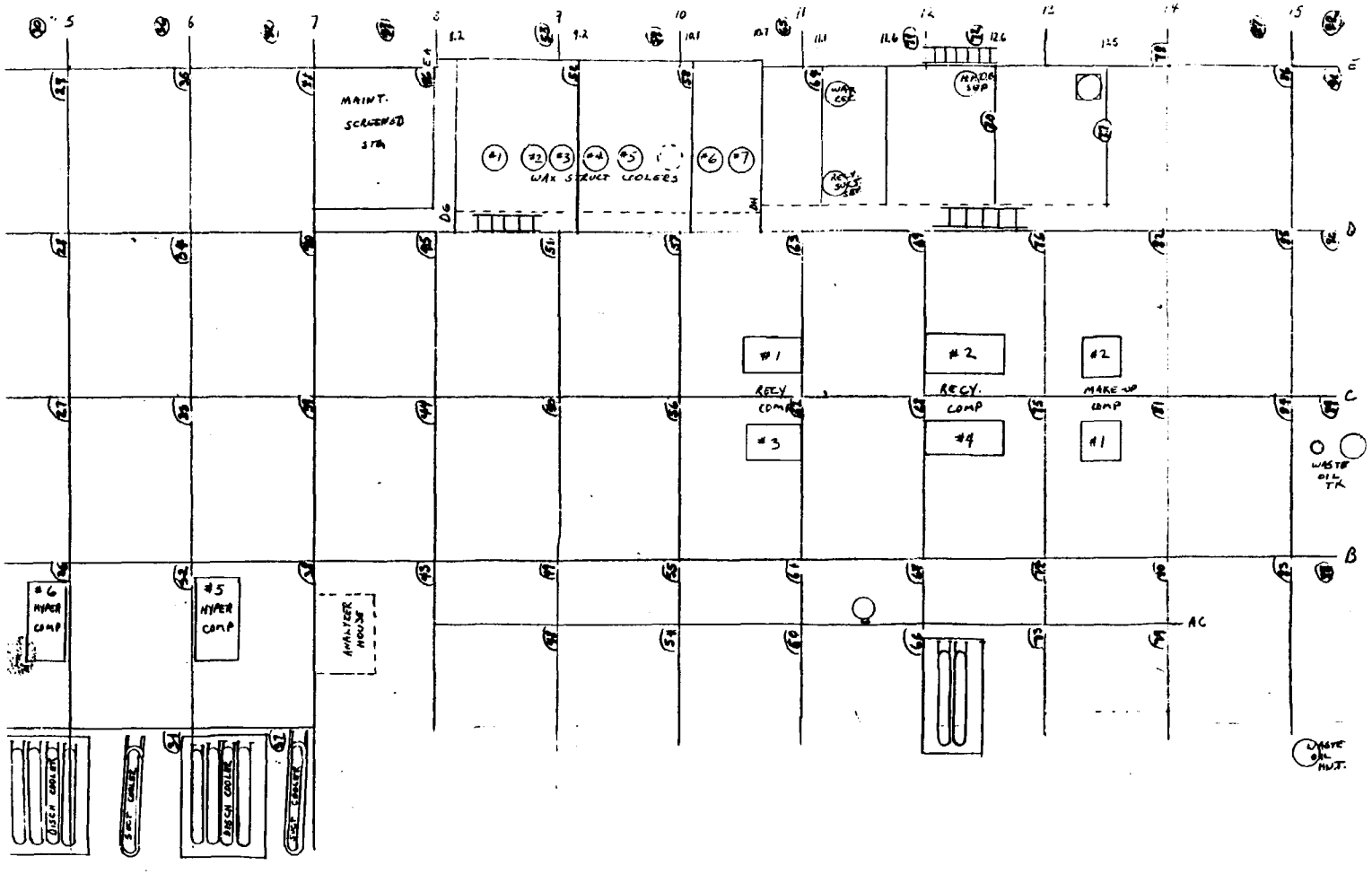
MAINT.
SCREENED
STR.
#1
#2
#3
#4
#5
#6
#7
WAX STRUCT COOLERS
#1
RECY.
COMP
#2
RECY.
COMP
#2
MAKE-UP
COMP
#3
#4
#1
WASTE
OIL
TK
#6
HYPER
COMP
#5
HYPER
COMP
ANALYZER
HOUSE
WASTE
OIL
PUMP
AC

DUP 0326246

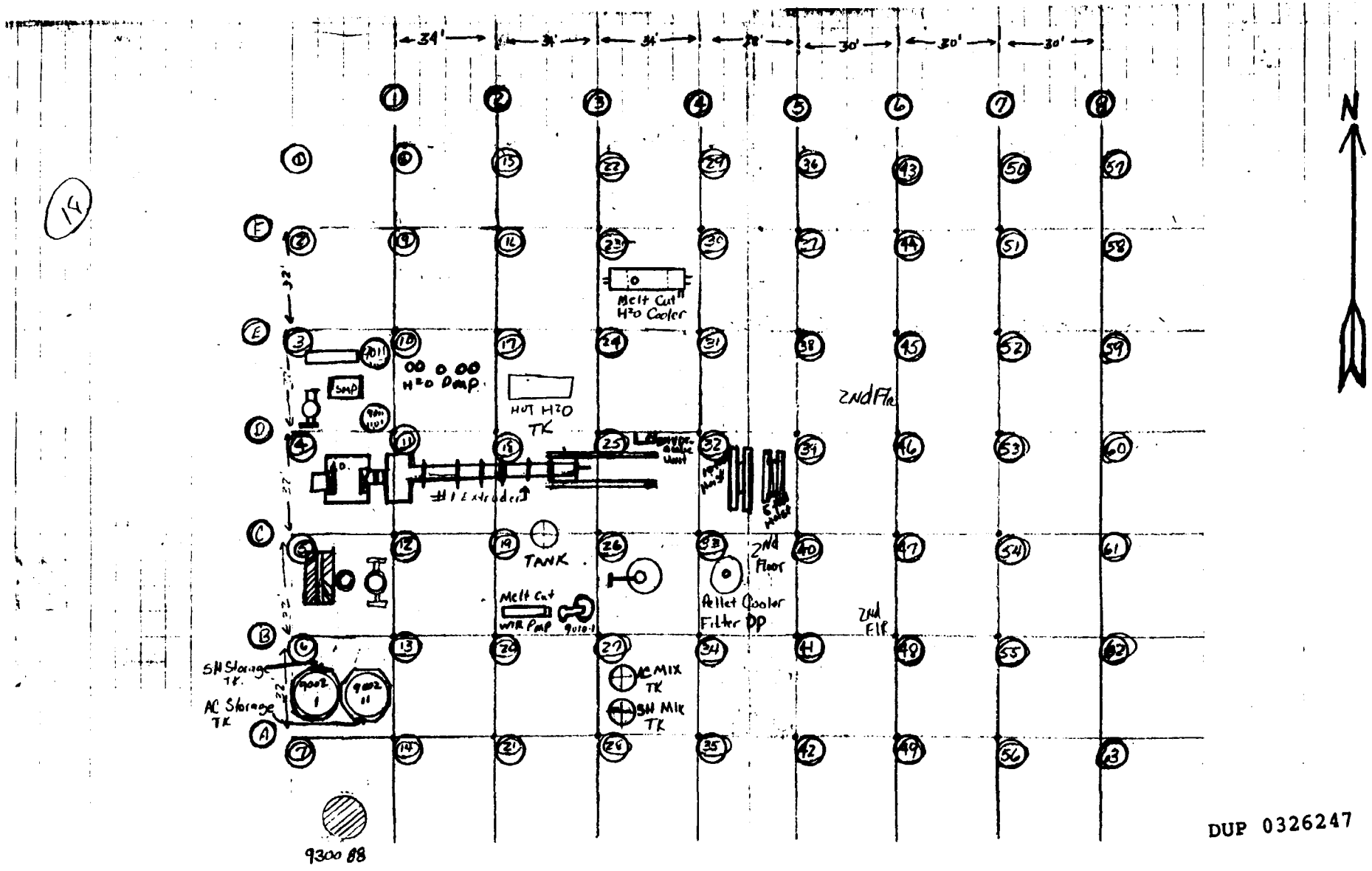
34'
34'
34'
34'
30'
30'
30'
N
Melt Cut H2O Cooler
H2O Dump
HOT H2O TK
2nd Flr
TANK
Melt Cut
Pellet Cooler
Filter DP
2nd Floor
2nd Flr
AC MIX TK
SH MIX TK
SH Storage TK
AC Storage TK
9300 88

DUP 0326247

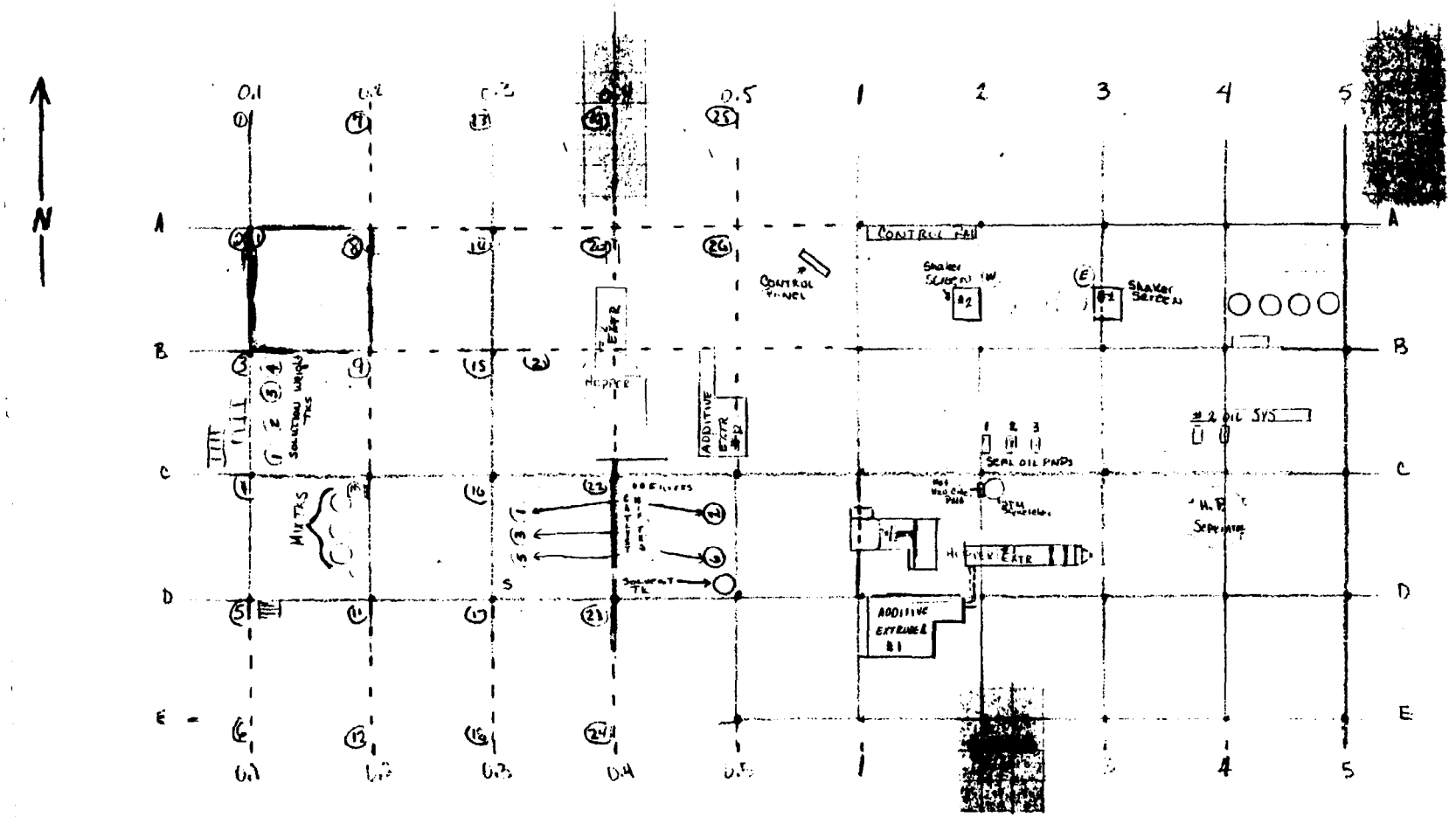
N
A
B
C
D
E
0.1
0.2
0.3
0.4
0.5
1
2
3
4
5
CONTROL PANEL
Shaker Screen
Shaker Screen
#2
#1
Hopper
ADDITIVE EXTR #2
SEAL OIL PNPS
#2 OIL SYS
H.P. Separator
MIXTKS
SOLUTION WEIGHT TKS
ADDITIVE EXTRUDER #1
HOPPER EXTR

DUP 0326248

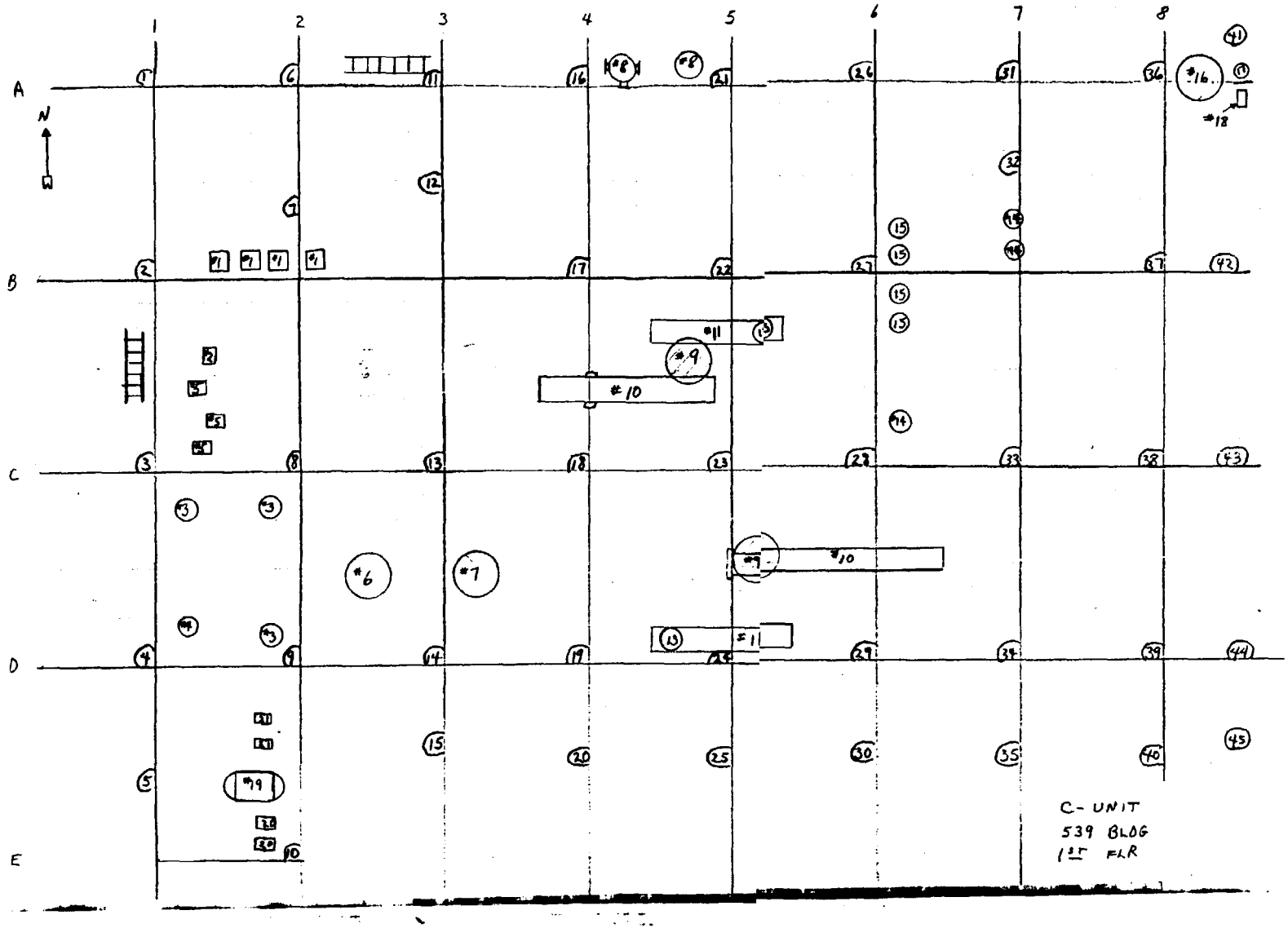

DUP 0326249

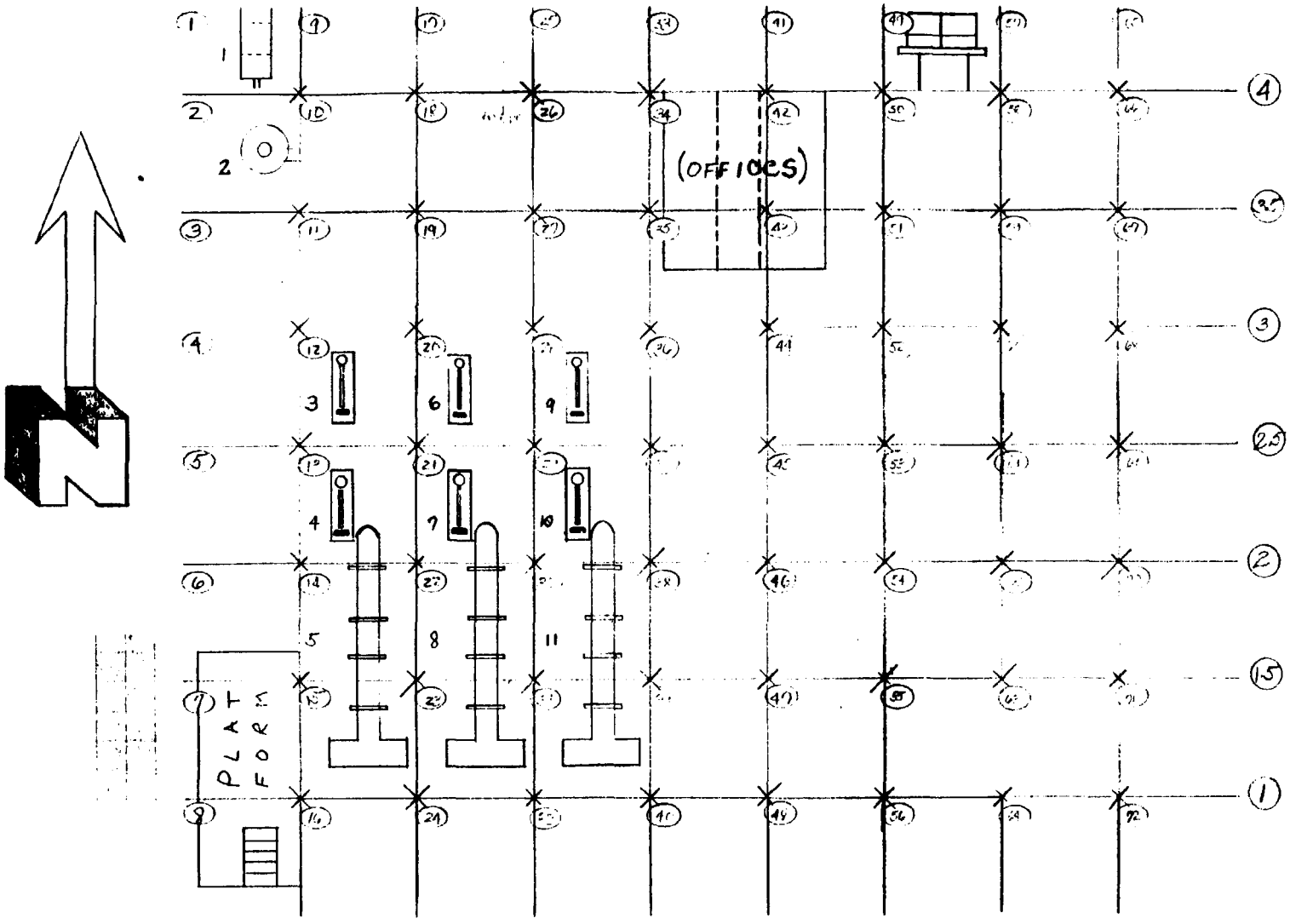

EQUIPMENT

1 H^2O Cooler
2 Tank
3 #2 EXT MC Circ Pump
4 #2 Cooling H^2O Pump
5 #2 Extruder
6 #2 EXT MC Circ Pump
7 #2 Cooling H^2O Pump
8 #2 Extruder
9 #1 EXT MC Circ Pump
10 #1 Cooling H^2O Pump
11 #1 Extruder
12 10' Platform

165 Bldg Grid sheet
72 Total Grids

DUP 0326250

DISPERSION

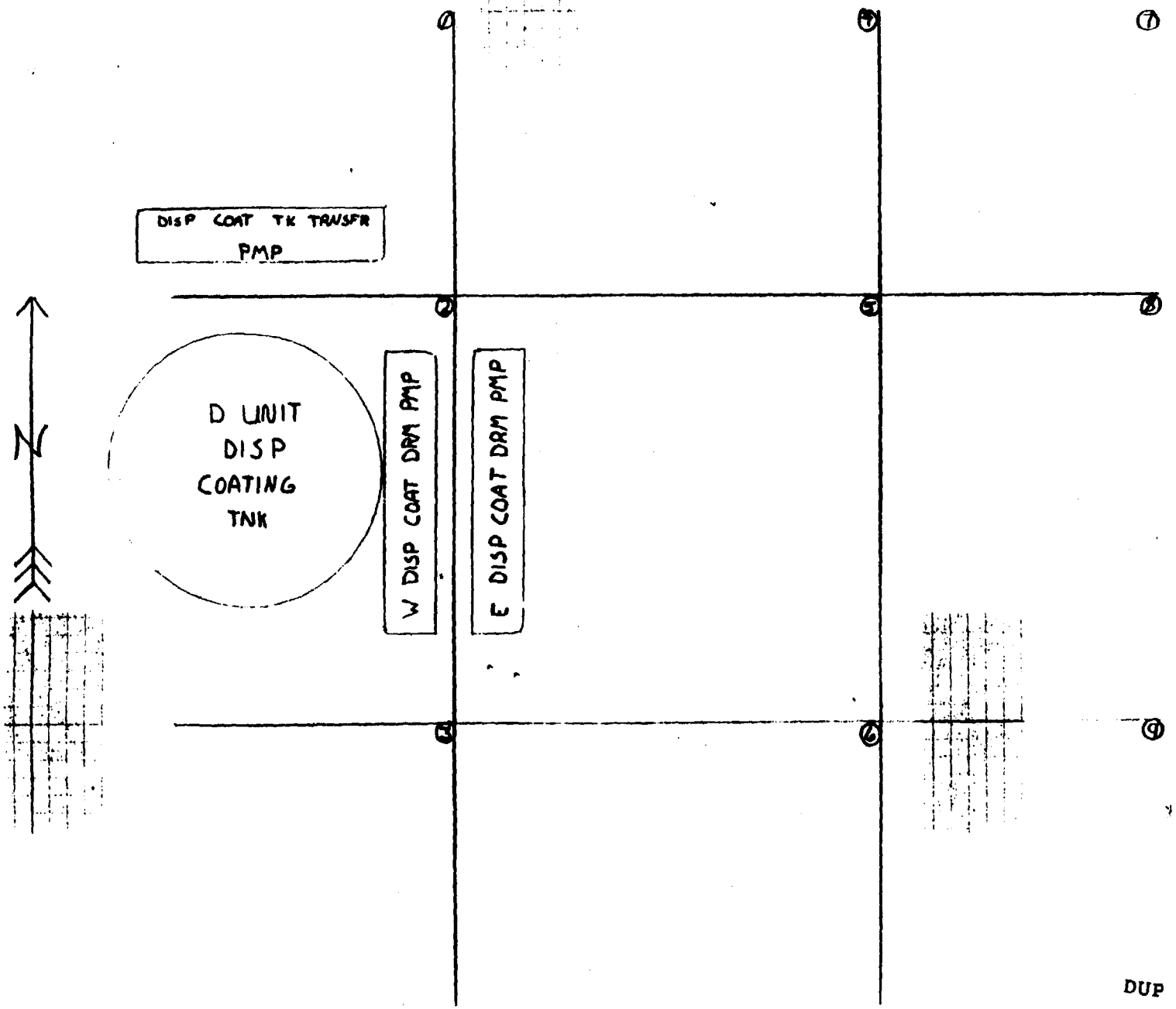

DUP 0326251