PLAINTIFF'S EXHIBIT

CAP-1063

A/C PIPE PRODUCERS ASSOCIATION
SUITE 1113, 1875 CONNECTICUT AVENUE, N.W.
WASHINGTON, D.C. 20009

-CONFIDENTIAL-

DOMESTIC A/C PIPE SHIPMENTS
TONNAGE

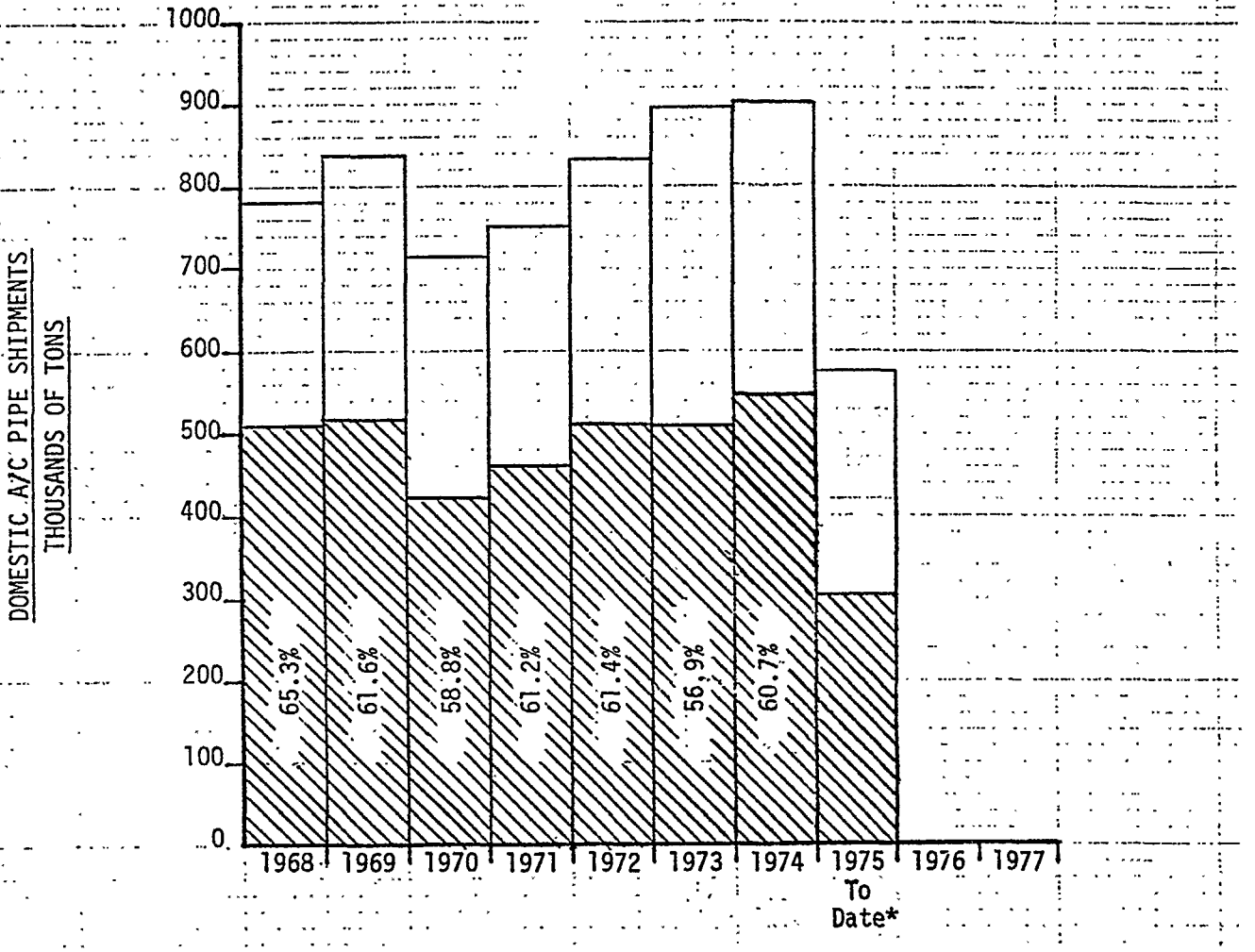

Legend: Total A/C Pipe Shipments; 4" Thru 16" Diameter Pressure Pipe Shipments

Note: Percentage figures shown represent percent of total A/C pipe shipments which are 4" thru 16" diameter pressure pipe shipments.

*January thru November, 1975.

A/C PIPE PRODUCERS' ASSOCIATION
SUITE 1113, 1875 CONNECTICUT AVENUE, N.W.
WASHINGTON, D.C. 20009

-CONFIDENTIAL-

DOMESTIC A/C PRESSURE PIPE SHIPMENTS* FOOTAGE

* 4" Thru 16" Diameter Pressure Pipe

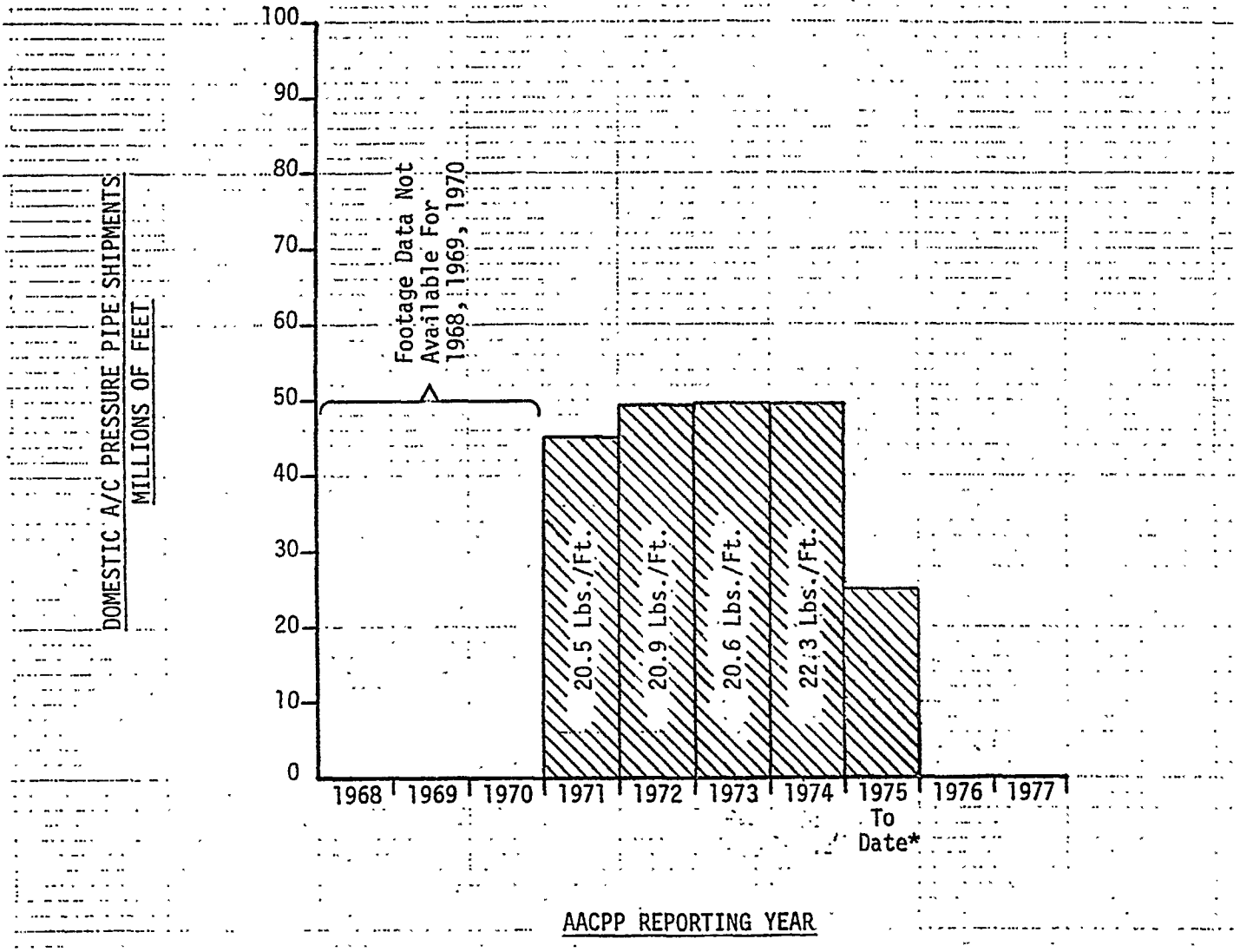

Note: Weight figures shown represent average pounds per foot for all pressure pipe shipments during reporting year.

*January thru November, 1975.

A/C PIPE PRODUCERS ASSOCIATION
SUITE 1113, 1875 CONNECTICUT AVENUE, N.W.
WASHINGTON, D.C. 20009

-CONFIDENTIAL-

SUMMARY SHEET
DOMESTIC A/C PRESSURE PIPE SHIPMENTS

AACPP REPORTING YEAR

	1968	1969	1970	1971	1972	1973	1974	1975 (To Date)*	1976	1977
1. Footage - Ft. x 10^3	-	-	-	45,006	49,106	49,577	49,035	25,083		
2. Percent By Class										
Class 100	-	-	-	2.58	1.96	1.80	1.95	1.40		
Class 150	-	-	-	86.94	86.27	84.50	84.77	85.54		
Class 200	-	-	-	10.48	11.77	13.69	13.29	13.06		
3. Percent By Size										
4 Inch	-	-	-	7.47	6.38	5.76	5.22	5.59		
6 Inch	-	-	-	41.82	41.39	39.68	36.85	33.31		
8 Inch	-	-	-	29.33	30.21	29.87	29.87	30.21		
10 Inch	-	-	-	6.45	6.82	7.61	8.83	7.75		
12 Inch	-	-	-	11.86	12.12	13.62	14.78	17.06		
14 Inch	-	-	-	1.02	1.15	1.28	1.57	2.06		
16 Inch	-	-	-	2.05	1.94	2.18	2.88	4.02		
4. Percent By Region										
Northeast	-	-	-	2.60	2.14	1.53	1.31	1.16		
Middle Atlantic	-	-	-	6.61	5.01	4.56	4.05	4.63		
E.N. Central	-	-	-	9.64	7.64	7.81	7.13	9.16		
W.N. Central	-	-	-	2.73	2.80	2.42	3.80	3.89		
South Atlantic	-	-	-	15.68	17.65	16.59	15.05	12.84		
E.S. Central	-	-	-	2.26	2.36	2.07	3.41	2.52		
W.S. Central	-	-	-	21.37	22.12	22.35	23.57	20.58		
Mountain	-	-	-	14.96	15.82	17.48	16.54	15.40		
Pacific	-	-	-	24.15	24.46	25.19	25.14	29.82		
5. Tonnage - Tons										
Gross Aggregate	781,909	839,100	715,216	753,607	834,577	897,203	900,903	577,167		
Equivalent	510,674	516,757	420,451	461,067	512,680	510,767	547,246	303,197		
Equivalent - %	65.31	61.58	58.79	61.18	61.43	56.93	60.74	52.53		
6. Shipment Ratios										
Average Tons/Ft.	-	-	-	0.0102	0.0104	0.0103	0.0112	0.0120		
Average Lbs./Ft.	-	-	-	20.49	20.88	20.61	22.32	24.18		
Average Ft./Ton	-	-	-	97.61	95.78	97.06	89.60	82.73		

*Jan. thru Nov., 1975.

CAPCO JEN 0024170

A/C PIPE PRODUCERS ASSOCIATION
SUITE 1113, 1875 CONNECTICUT AVENUE, N.W.
WASHINGTON, D.C. 20009

-CONFIDENTIAL-

1975

DOMESTIC A/C PIPE SHIPMENTS
TONNAGE

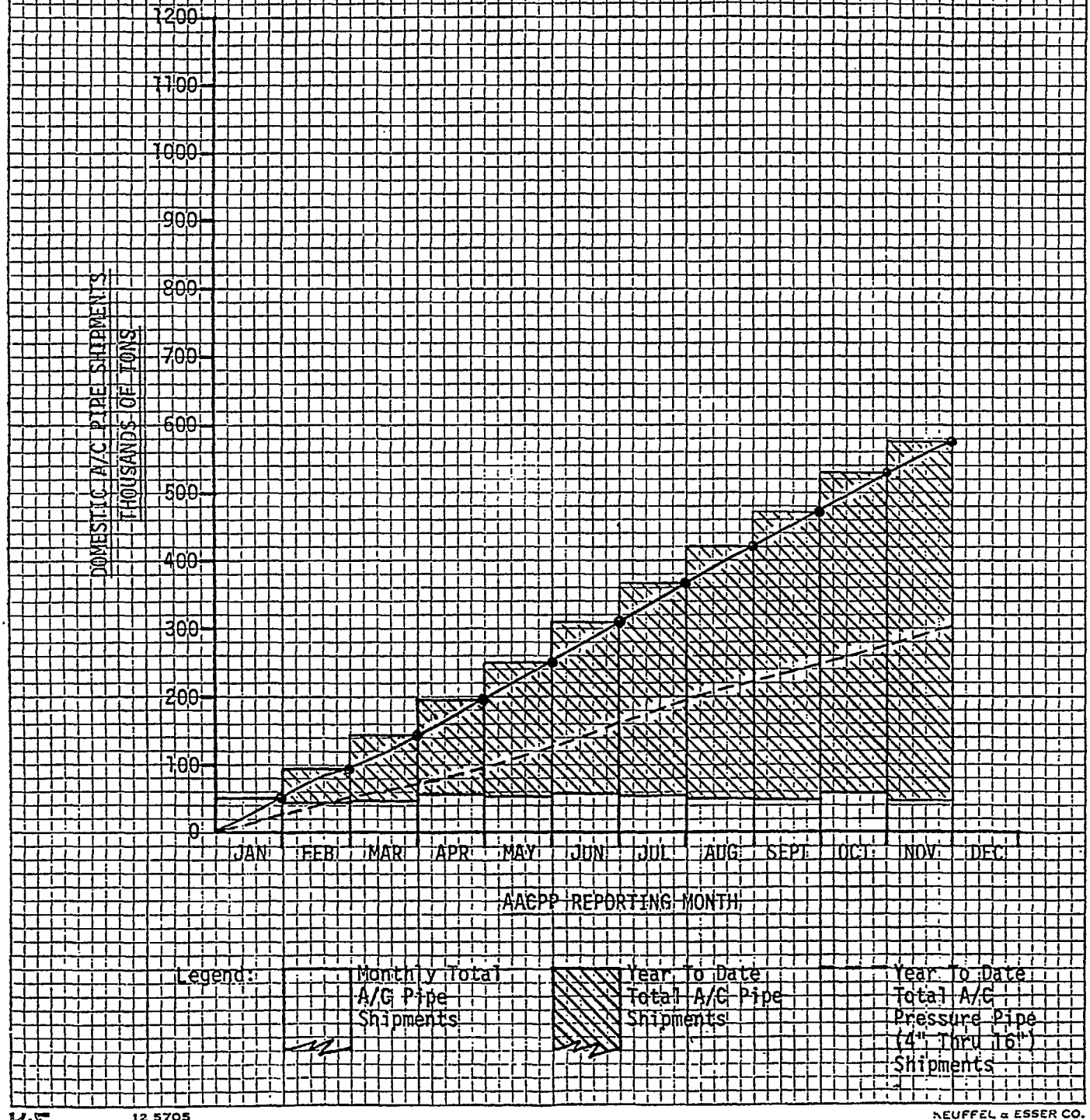

K+E 12 5705
10 X 10 TO THE INCH
KEUFFEL & ESSER CO.
MADE IN U.S.A.

A/C PIPE PRODUCERS ASSOCIATION
SUITE 1113, 1875 CONNECTICUT AVENUE, N.W.
WASHINGTON, D.C. 20009

-CONFIDENTIAL-

1975
DOMESTIC A/C PRESSURE PIPE SHIPMENTS*
TONNAGE

*4" Thru 16" Diameter Pressure Pipe

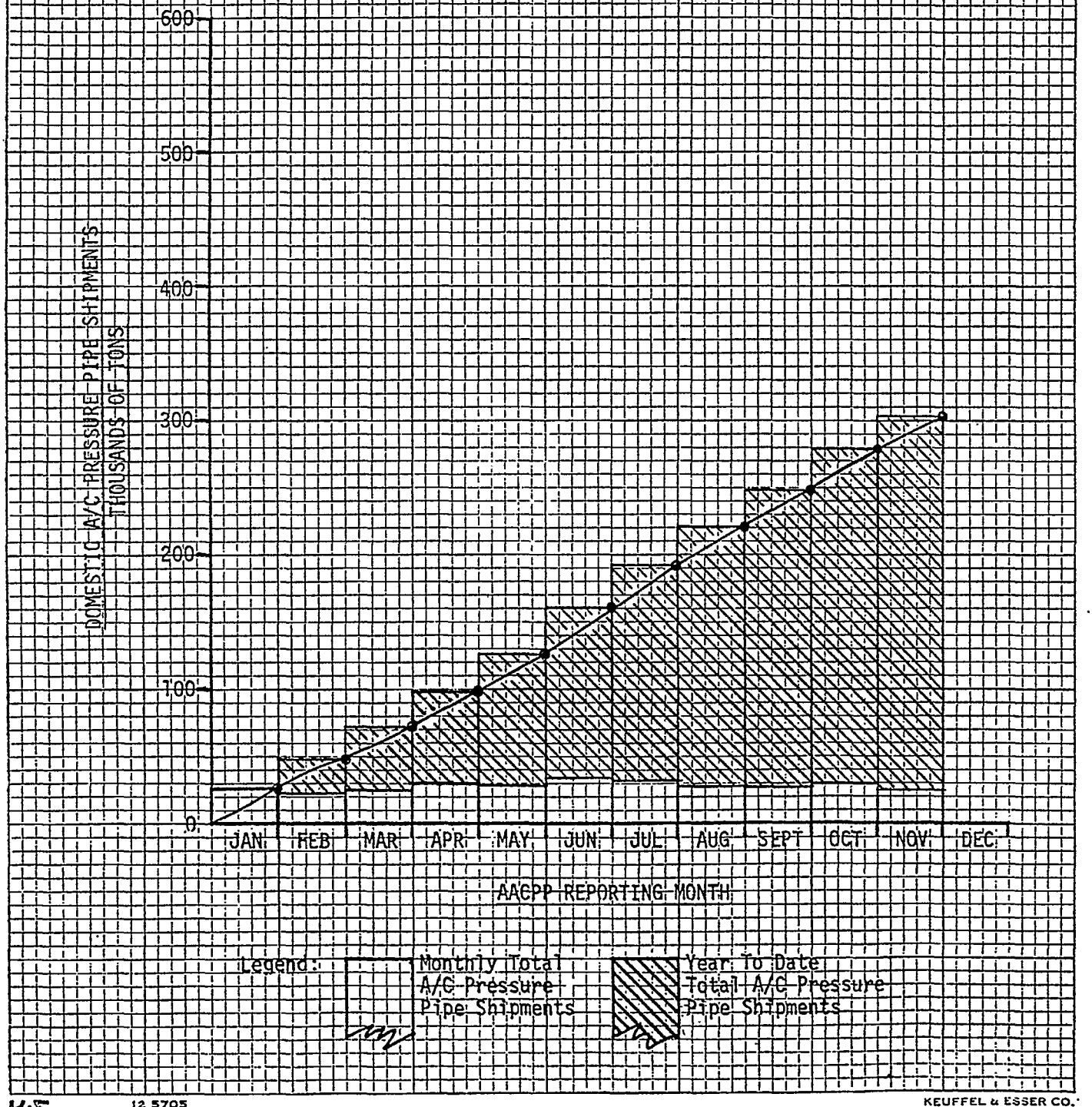

K+E 12 5705
10 X 10 TO THE INCH
KEUFFEL & ESSER CO.
MADE IN U.S.A.

CAPCO JEN 0024172

A/C PIPE PRODUCERS ASSOCIATION
SUITE 1113, 1875 CONNECTICUT AVENUE, N.W.
WASHINGTON, D.C. 20009

CONFIDENTIAL

1975
DOMESTIC A/C PRESSURE PIPE SHIPMENTS*
FOOTAGE

*4" Thru 16" Diameter Pressure Pipe

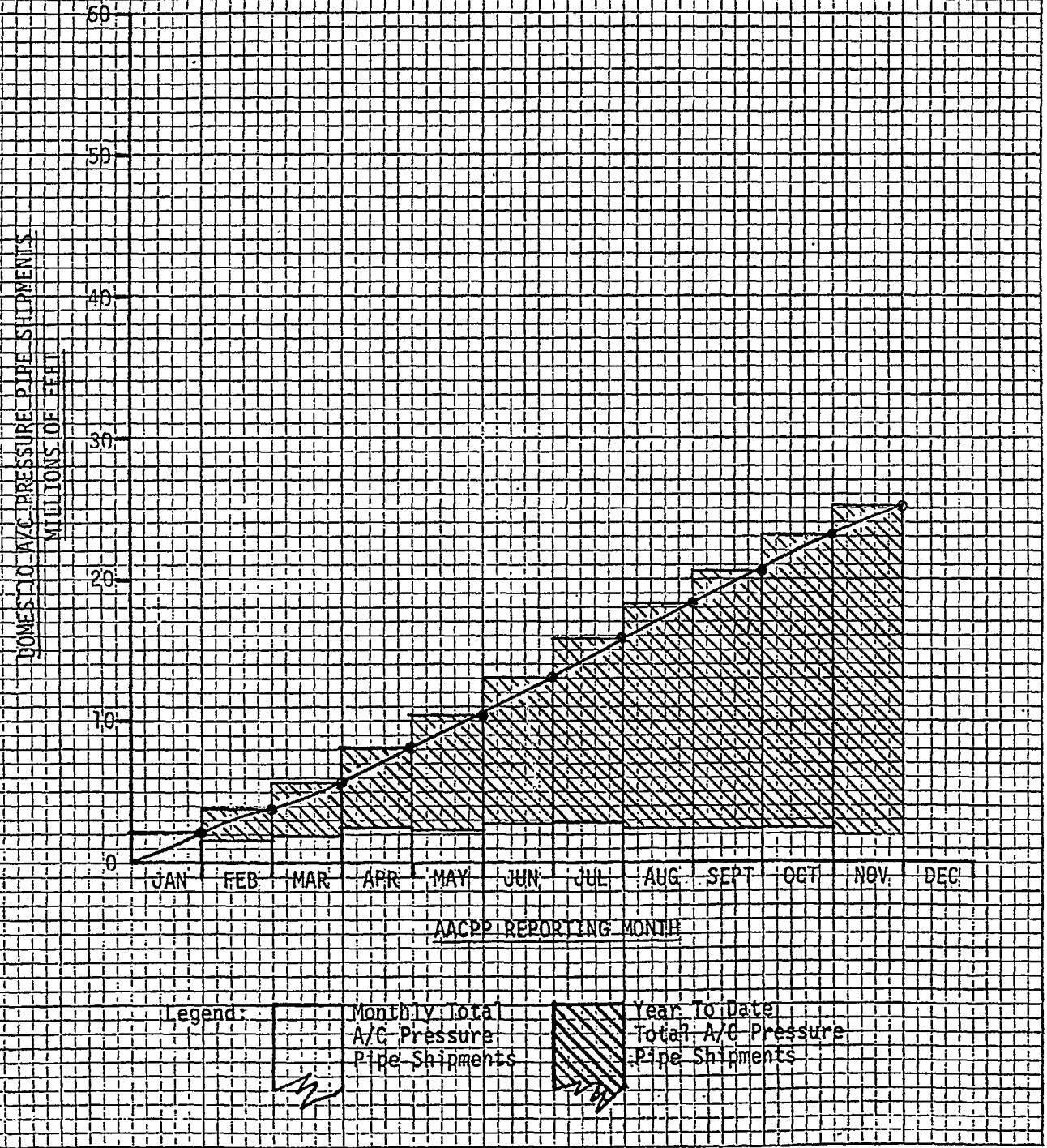

K+E 12 5703 10 X 10 TO THE INCH

KEUFFEL & ESSER CO. MADE IN U.S.A.

CAPCO JEN 0024173

A/C PIPE PRODUCERS ASSOCIATION
SUITE 1113, 1875 CONNECTICUT AVENUE, N.W.
WASHINGTON, D.C. 20009

-CONFIDENTIAL-

SUMMARY SHEET
DOMESTIC A/C PRESSURE PIPE SHIPMENTS
1975

AACPP REPORTING MONTH

	Jan.	Feb.	Mar.	Apr.	May	June	July	Aug.	Sept.	Oct.	Nov.	Dec.	Year
1. Footage - Ft. x 10^3	2,140	1,678	1,894	2,359	2,209	2,746	2,785	2,443	2,433	2,448	1,948		
2. Percent By Class													
Class 100	0.65	0.72	0.74	1.44	1.31	0.98	1.69	1.80	2.67	1.31	1.74		
Class 150	85.56	86.17	87.59	86.22	85.83	86.78	87.07	87.72	85.82	78.11	84.09		
Class 200	13.79	13.11	11.67	12.34	12.86	12.24	11.24	10.48	11.51	20.58	14.17		
3. Percent By Size													
4 Inch	8.83	6.44	5.54	4.83	5.25	3.97	6.21	4.95	5.26	5.96	4.77		
6 Inch	32.29	27.29	34.69	32.35	31.37	34.01	33.90	35.49	35.14	33.70	34.29		
8 Inch	31.45	29.14	29.30	29.17	30.20	28.77	31.10	29.19	30.09	31.37	32.70		
10 Inch	5.47	7.57	7.87	9.28	10.10	7.50	6.64	8.23	9.25	6.58	6.78		
12 Inch	17.90	22.05	14.79	17.59	14.89	18.46	18.38	17.76	15.13	15.61	15.30		
14 Inch	1.92	5.19	4.59	1.40	2.17	2.30	1.26	1.68	1.97	0.65	0.92		
16 Inch	2.15	2.32	3.22	5.38	6.02	4.99	2.51	2.70	3.16	6.13	5.24		
4. Percent By Region													
Northeast	0.65	1.13	0.58	1.40	0.77	1.13	1.47	1.35	1.19	1.59	1.18		
Middle Atlantic	6.03	4.95	5.70	4.92	3.85	3.86	3.99	5.28	3.54	4.21	5.39		
E.N. Central	5.33	6.50	5.91	9.84	9.46	12.34	9.73	10.89	9.78	11.60	6.31		
W.N. Central	3.46	1.25	4.28	1.70	5.43	2.99	3.30	4.83	5.38	5.84	3.85		
South Atlantic	16.68	12.22	14.31	17.93	11.73	12.34	10.99	10.93	11.34	11.19	12.58		
E.S. Central	1.45	3.64	2.85	1.82	4.17	3.39	1.26	3.44	0.95	3.47	1.54		
W.S. Central	23.18	20.68	20.96	18.31	17.47	18.28	25.46	16.05	16.73	22.43	28.03		
Mountain	16.54	21.93	17.48	17.80	15.30	13.33	13.10	15.06	16.44	12.83	12.22		
Pacific	26.68	27.71	27.93	26.28	31.82	32.34	30.70	32.17	34.65	26.84	28.90		
5. Tonnage - Tons													
Gross Aggregate	48,913**	44,373	46,934	56,403	54,439	57,807	57,121	54,045	52,452	58,769	45,911		
Equivalent	24,176**	21,961	23,002	29,321	28,475	33,542	31,455	28,655	28,258	29,995	24,357		
Equivalent - %	49.43**	49.49	49.01	51.99	52.31	58.02	55.07	53.02	53.87	51.04			
6. Shipment Ratios													
Average Tons/Ft.	0.0113**	0.0131	0.0121	0.0124	0.0129	0.0122	0.0113	0.0117	0.0116	0.0122	0.0125		
Average Lbs./Ft.	22.59**	26.18	24.29	24.86	25.78	24.43	22.59	23.46	23.23	24.51	25.01		
Average Ft./Ton	88.52**	76.41	82.34	80.45	77.58	81.87	88.54	85.26	86.10	81.61	79.98		

**Adjusted

CAPCO JEN 00241174

A/C PIPE PRODUCERS ASSOCIATION
Suite 1113, 1875 Connecticut Ave., N.W., Washington, D.C. 20009

CONFIDENTIAL REPORT	
COMPANY	A/C Pipe Prod. Assn.
MONTH OF	Jan. thru Nov. 1975

DOMESTIC - PRESSURE PIPE SHIPMENTS - THOUSANDS OF FEET

	REGION	NOMINAL PIPE DIAMETER - INCHES 4	6	8	10	12	14	16	REGION TOTAL
CLASS 100	NORTHEAST	0	1	0	2	0	0	1	4
	MIDDLE ATLANTIC	0	0	10	6	0	0	0	16
	E.N. CENTRAL	1	2	0	0	0	1	1	5
	W.N. CENTRAL	0	2	0	2	6	6	0	16
	SOUTH ATLANTIC	1	2	0	0	0	1	0	4
	E.S. CENTRAL	0	1	0	0	0	0	0	1
	W.S. CENTRAL	1	16	11	84	21	8	8	149
	MOUNTAIN	9	2	9	2	31	2	3	58
	PACIFIC	4	7	7	19	3	17	42	99
	SIZE TOTAL	16	33	37	115	61	35	55	352
CLASS 150	NORTHEAST	21	42	139	16	32	0	17	267
	MIDDLE ATLANTIC	53	289	370	78	151	6	32	979
	E.N. CENTRAL	65	514	519	199	398	6	61	1762
	W.N. CENTRAL	66	194	229	78	129	43	85	824
	SOUTH ATLANTIC	90	859	783	177	656	20	176	2761
	E.S. CENTRAL	6	115	121	117	122	0	9	490
	W.S. CENTRAL	290	1262	1270	216	736	93	128	3995
	MOUNTAIN	252	1511	908	164	527	79	69	3510
	PACIFIC	378	2398	2325	552	898	166	150	6867
	SIZE TOTAL	1221	7184	6664	1597	3649	413	727	21455
CLASS 200	NORTHEAST	1	4	7	1	6	0	0	19
	MIDDLE ATLANTIC	9	92	28	5	24	0	8	166
	E.N. CENTRAL	21	85	201	37	132	3	51	530
	W.N. CENTRAL	1	17	45	13	31	0	30	137
	SOUTH ATLANTIC	9	105	135	24	110	4	70	457
	E.S. CENTRAL	2	27	26	14	51	10	10	140
	W.S. CENTRAL	68	570	197	75	86	5	18	1019
	MOUNTAIN	17	88	59	16	61	30	23	294
	PACIFIC	37	150	179	48	67	17	16	514
	SIZE TOTAL	165	1138	877	233	568	69	226	3276
COMBINED CLASSES	NORTHEAST	22	47	146	19	38	0	18	290
	MIDDLE ATLANTIC	62	381	408	89	175	6	40	1161
	E.N. CENTRAL	87	601	720	236	530	10	113	2297
	W.N. CENTRAL	67	213	274	93	166	49	115	977
	SOUTH ATLANTIC	100	966	918	201	766	25	246	3222
	E.S. CENTRAL	8	143	147	131	173	10	19	631
	W.S. CENTRAL	359	1848	1478	375	843	106	154	5163
	MOUNTAIN	278	1601	976	182	619	111	95	3862
	PACIFIC	419	2555	2511	619	968	200	208	7480
	SIZE TOTAL	1402	8355	7578	1945	4278	517	1008	25083

EQUIVALENT TONNAGE	303,197
GROSS AGGREGATE TONNAGE	577,167

NAME S. D. Jackson

(5/73)

CAPCO JEN 0024175

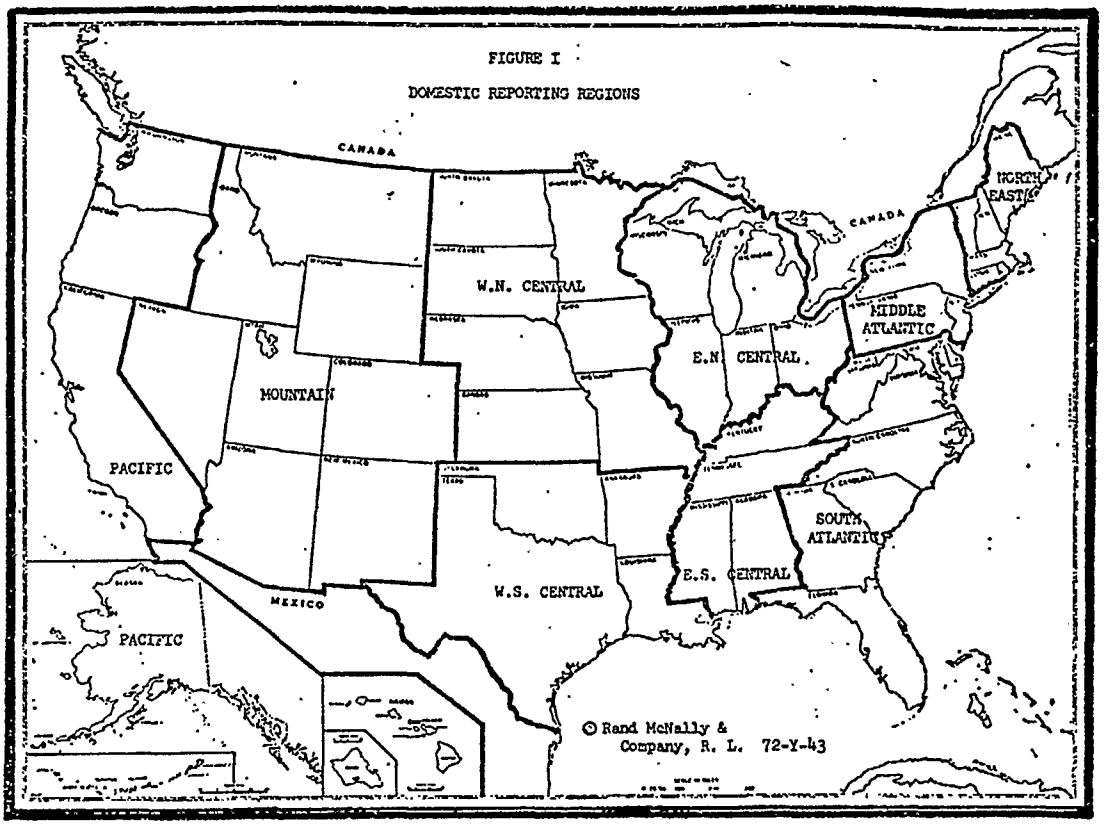

GENERAL INSTRUCTIONS

1. This report is to be forwarded to A/C PIPE PRODUCERS ASSOCIATION (hereinafter referred to as the "Association"). Attention of Executive Director, Suite 1113, Universal Building, North, 1875 Connecticut Avenue, N.W., Washington, D.C. 20009 within 45 days following the month for which the report is made.

   This report and the information contained in it will be kept confidential by the Association. The data regarding shipments contained in this report will be consolidated with similar data for the same month from other reporting companies. Only the totals for each category will be reported by the Association. No totals will be reported by the Association for any category until such time as at least three companies have reported shipments in such category for a period of three consecutive months.

2. Do not include in your report shipments by your company to other AACPP members. Products shipped by your company to another AACPP member will be reported by that member upon shipment by it.

3. For purposes of this report PRESSURE pipe is defined as ASBESTOS-CEMENT pipe which is in conformance with CLASS 100, 150, and 200 specifications and which is shipped to a final destination within the continental U.S., including Alaska and Hawaii.

4. SHIPMENTS for purposes of this report mean FOOTAGE shipped in thousands of feet.

5. For purposes of this report: (a) Monthly EQUIVALENT TONNAGE means tons equivalent to total footage of 4-inch thru 16-inch pressure pipe shipped to all regions regardless of Class and/or diameter. (b) GROSS AGGREGATE TONNAGE means total monthly tonnage of all domestic A/C pipe shipments.

6. REGIONS for purposes of this report correspond to standard Department of Commerce reporting areas as geographically depicted in FIGURE I.

7. The person at the reporting company to whom questions concerning the report are to be directed by the Association should be designated in the space provided in the lower left-hand corner of the report.

A/C PIPE PRODUCERS ASSOCIATION
Suite 1113, 1875 Connecticut Ave., N.W., Washington, D.C. 20009

CONFIDENTIAL REPORT	
COMPANY	A/C PIPE PROD. ASSN.
MONTH OF	NOVEMBER 1975

DOMESTIC - PRESSURE PIPE SHIPMENTS - THOUSANDS OF FEET

	REGION	NOMINAL PIPE DIAMETER - INCHES 4	6	8	10	12	14	16	REGION TOTAL
CLASS 100	NORTHEAST	0	0	0	0	0	0	0	0
	MIDDLE ATLANTIC	0	0	6	0	0	0	0	6
	E.N. CENTRAL	0	0	0	0	0	0	0	0
	W.N. CENTRAL	0	0	0	0	0	0	0	0
	SOUTH ATLANTIC	0	0	0	0	0	0	0	0
	E.S. CENTRAL	0	0	0	0	0	0	0	0
	W.S. CENTRAL	0	0	0	22	1	0	0	23
	MOUNTAIN	0	0	0	0	0	0	2	2
	PACIFIC	0	0	0	0	0	2	1	3
	SIZE TOTAL	0	0	6	22	1	2	3	34
CLASS 150	NORTHEAST	2	3	9	0	3	0	1	18
	MIDDLE ATLANTIC	3	27	30	7	12	0	6	85
	E.N. CENTRAL	2	27	37	8	12	1	7	94
	W.N. CENTRAL	1	9	7	9	19	1	22	68
	SOUTH ATLANTIC	6	40	72	10	36	0	9	173
	E.S. CENTRAL	0	5	10	3	7	0	0	25
	W.S. CENTRAL	36	146	157	14	80	0	13	446
	MOUNTAIN	10	113	47	14	29	4	8	225
	PACIFIC	19	196	177	32	61	10	9	504
	SIZE TOTAL	79	566	546	97	259	16	75	1638
CLASS 200	NORTHEAST	0	0	2	0	3	0	0	5
	MIDDLE ATLANTIC	0	7	3	1	1	0	2	14
	E.N. CENTRAL	0	8	6	1	8	0	6	29
	W.N. CENTRAL	0	0	0	0	7	0	0	7
	SOUTH ATLANTIC	0	22	34	1	5	0	10	72
	E.S. CENTRAL	0	5	0	0	0	0	0	5
	W.S. CENTRAL	13	43	11	5	4	0	1	77
	MOUNTAIN	0	5	4	0	1	0	1	11
	PACIFIC	1	12	25	5	9	0	4	56
	SIZE TOTAL	14	102	85	13	38	0	24	276
COMBINED CLASSES	NORTHEAST	2	3	11	0	6	0	1	23
	MIDDLE ATLANTIC	3	34	39	8	13	0	8	105
	E.N. CENTRAL	2	35	43	9	20	1	13	123
	W.N. CENTRAL	1	9	7	9	26	1	22	75
	SOUTH ATLANTIC	6	62	106	11	41	0	19	245
	E.S. CENTRAL	0	10	10	3	7	0	0	30
	W.S. CENTRAL	49	189	168	41	85	0	14	546
	MOUNTAIN	10	118	51	14	30	4	11	238
	PACIFIC	20	208	202	37	70	12	14	563
	SIZE TOTAL	93	668	637	132	298	18	102	1948

EQUIVALENT TONNAGE	24,357
GROSS AGGREGATE TONNAGE	45,911

NAME S. D. Jackson

(5/73)

CAPCO JEN 0024177

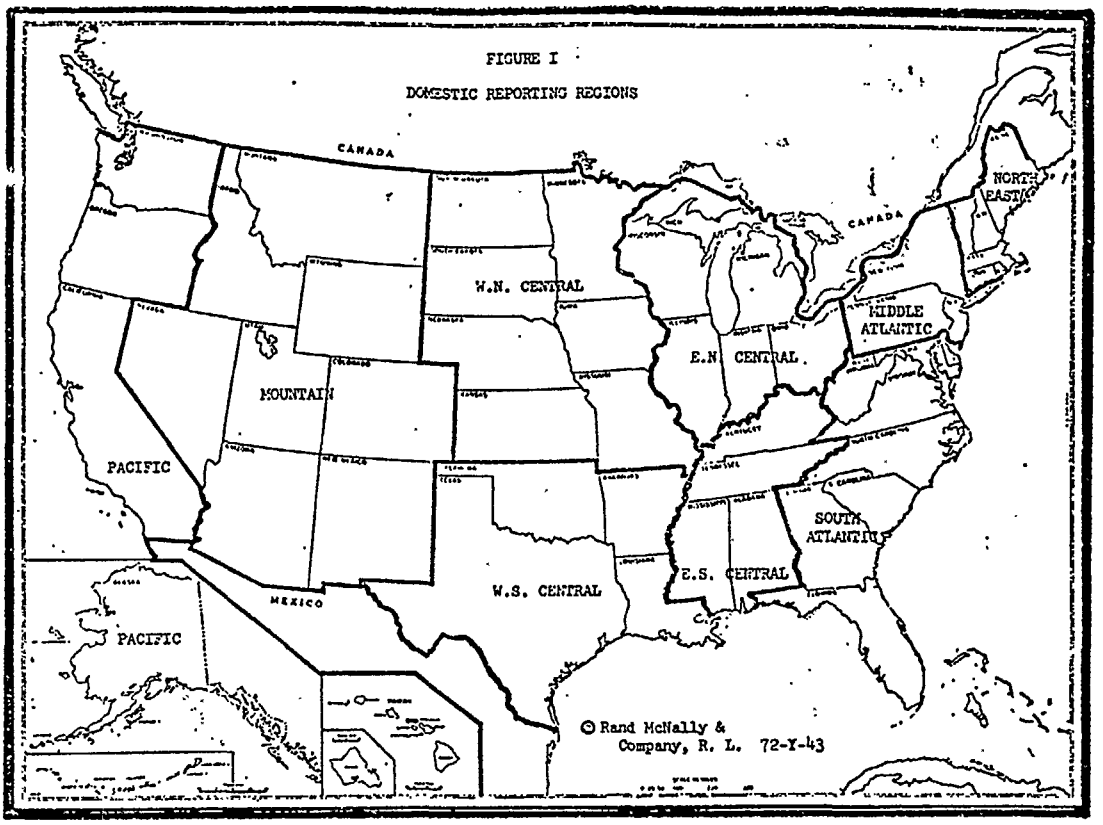

GENERAL INSTRUCTIONS

1. This report is to be forwarded to A/C PIPE PRODUCERS ASSOCIATION (hereinafter referred to as the "Association"). Attention of Executive Director, Suite 1113, Universal Building, North, 1875 Connecticut Avenue, N.W., Washington, D.C. 20009 within 45 days following the month for which the report is made.

   This report and the information contained in it will be kept confidential by the Association. The data regarding shipments contained in this report will be consolidated with similar data for the same month from other reporting companies. Only the totals for each category will be reported by the Association. No totals will be reported by the Association for any category until such time as at least three companies have reported shipments in such category for a period of three consecutive months.

2. Do not include in your report shipments by your company to other AACPP members. Products shipped by your company to another AACPP member will be reported by that member upon shipment by it.

3. For purposes of this report PRESSURE pipe is defined as ASBESTOS-CEMENT pipe which is in conformance with CLASS 100, 150, and 200 specifications and which is shipped to a final destination within the continental U.S., including Alaska and Hawaii.

4. SHIPMENTS for purposes of this report mean FOOTAGE shipped in thousands of feet.

5. For purposes of this report: (a) Monthly EQUIVALENT TONNAGE means tons equivalent to total footage of 4-inch thru 16-inch pressure pipe shipped to all regions regardless of Class and/or diameter. (b) GROSS AGGREGATE TONNAGE means total monthly tonnage of all domestic A/C pipe shipments.

6. REGIONS for purposes of this report correspond to standard Department of Commerce reporting areas as geographically depicted in FIGURE I.

7. The person at the reporting company to whom questions concerning the report are to be directed by the Association should be designated in the space provided in the lower left-hand corner of the report.

A/C PIPE PRODUCERS ASSOCIATION
SUITE 1113, 1775 CONNECTICUT AVENUE, N.W.
WASHINGTON, D.C. 20009

Jan 1975

-CONFIDENTIAL-

DOMESTIC A/C PIPE SHIPMENTS
TONNAGE

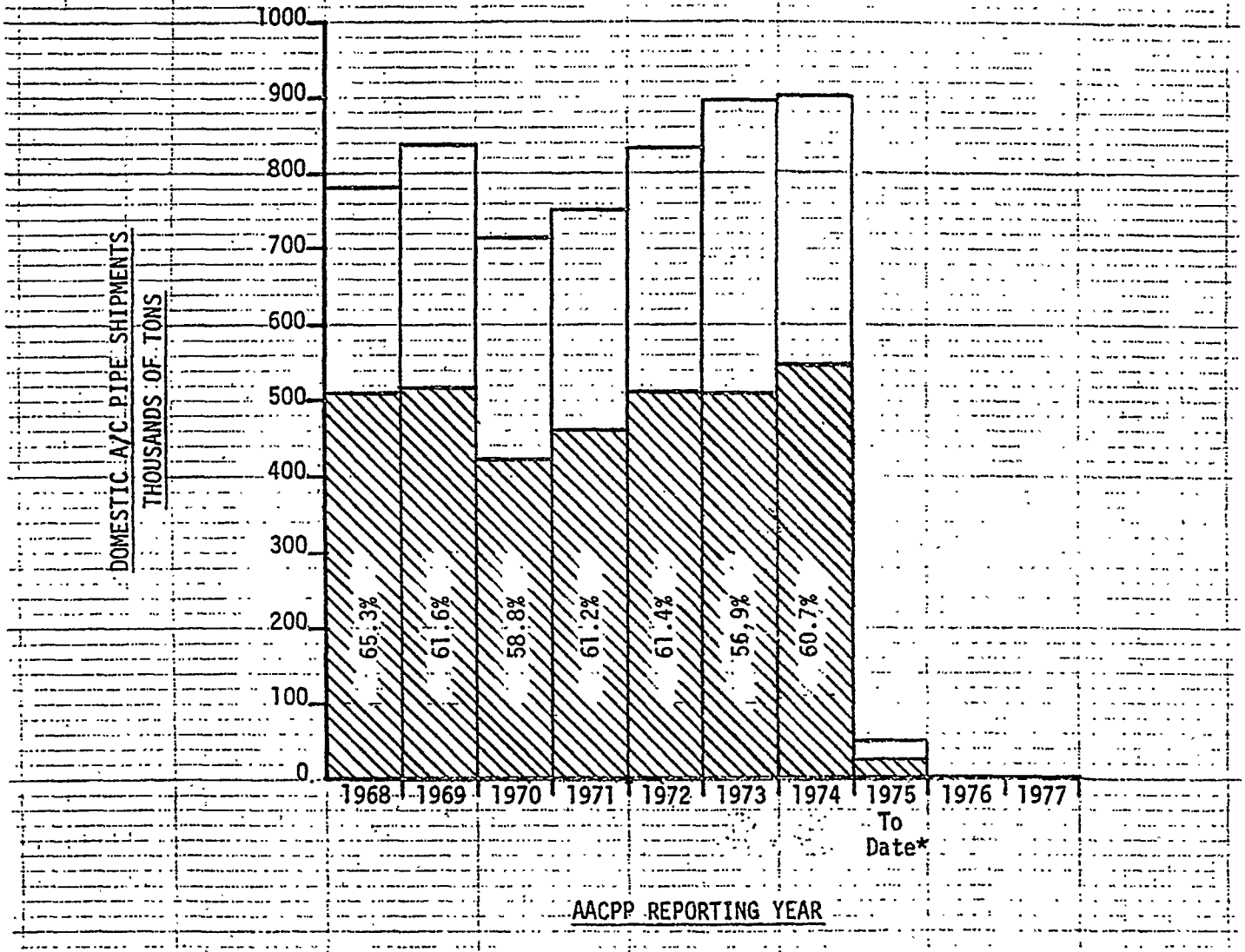

Note: Percentage figures shown represent percent of total A/C pipe shipments which are 4" thru 16" diameter pressure pipe shipments.

*January, 1975

A/C PIPE PRODUCERS ASSOCIATION
SUITE 1113, 1875 CONNECTICUT AVENUE, N.W.
WASHINGTON, D.C. 20009

-CONFIDENTIAL-

DOMESTIC A/C PRESSURE PIPE SHIPMENTS* FOOTAGE

* 4" Thru 16" Diameter Pressure Pipe

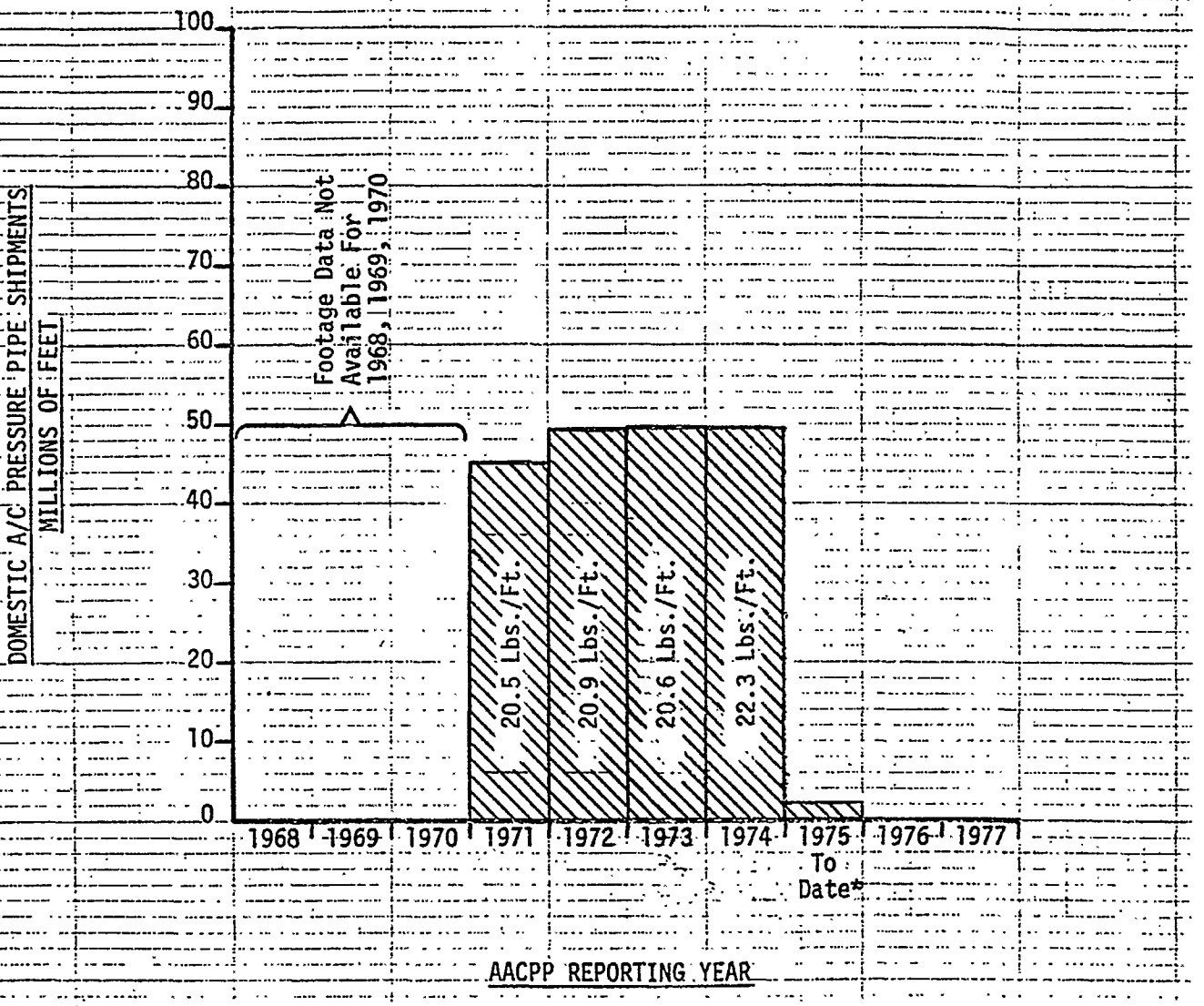

Note: Weight figures shown represent average pounds per foot for all pressure pipe shipments during reporting year.

*January, 1975

CAPCO JEN 0024180

A/C PIPE PRODUCERS ASSOCIATION
SUITE 1113, 1875 CONNECTICUT AVENUE, N.W.
WASHINGTON, D.C. 20009

-CONFIDENTIAL-

SUMMARY SHEET
DOMESTIC A/C PRESSURE PIPE SHIPMENTS

AACPP REPORTING YEAR

	1968	1969	1970	1971	1972	1973	1974	1975 (To Date)*	1976	1977
1. Footage - Ft. x 10^3	-	-	-	45,006	49,106	49,577	49,035	2,140		
2. Percent By Class										
Class 100	-	-	-	2.58	1.96	1.80	1.95	0.65		
Class 150	-	-	-	86.94	86.27	84.50	84.77	85.56		
Class 200	-	-	-	10.48	11.77	13.69	13.29	13.79		
3. Percent By Size										
4 Inch	-	-	-	7.47	6.38	5.76	5.22	8.83		
6 Inch	-	-	-	41.82	41.39	39.68	36.85	32.29		
8 Inch	-	-	-	29.33	30.21	29.87	29.87	31.45		
10 Inch	-	-	-	6.45	6.82	7.61	8.83	5.47		
12 Inch	-	-	-	11.86	12.12	13.62	14.78	17.90		
14 Inch	-	-	-	1.02	1.15	1.28	1.57	1.92		
16 Inch	-	-	-	2.05	1.94	2.18	2.88	2.15		
4. Percent By Region										
Northeast	-	-	-	2.60	2.14	1.53	1.31	0.65		
Middle Atlantic	-	-	-	6.61	5.01	4.56	4.05	6.03		
E.N. Central	-	-	-	9.64	7.64	7.81	7.13	5.33		
W.N. Central	-	-	-	2.73	2.80	2.42	3.80	3.46		
South Atlantic	-	-	-	15.68	17.65	16.59	15.05	16.68		
E.S. Central	-	-	-	2.26	2.36	2.07	3.41	1.45		
W.S. Central	-	-	-	21.37	22.12	22.35	23.57	23.18		
Mountain	-	-	-	14.96	15.82	17.48	16.54	16.54		
Pacific	-	-	-	24.15	24.46	25.19	25.14	26.68		
5. Tonnage - Tons										
Gross Aggregate	781,909	839,100	715,216	753,607	834,577	897,203	900,903	51,442		
Equivalent	510,674	516,757	420,451	461,067	512,680	510,767	547,245	26,716		
Equivalent - %	65.31	61.58	58.79	61.18	61.43	56.93	60.74	51.93		
6. Shipment Ratios										
Average Tons/Ft.	-	-	-	0.0102	0.0104	0.0103	0.0112	0.0125		
Average Lbs./Ft.	-	-	-	20.49	20.88	20.61	22.32	24.97		
Average Ft./Ton	-	-	-	97.61	95.78	97.06	89.60	80.10		

*January 1975

CAPCO JEN 00241181

A/C PIPE PRODUCERS ASSOCIATION
SUITE 1113, 1875 CONNECTICUT AVENUE, N.W.
WASHINGTON, D.C. 20009

-CONFIDENTIAL-

1975

DOMESTIC A/C PIPE SHIPMENTS
TONNAGE



K+E 12 5705 10 X 10 TO THE INCH
KEUFFEL & ESSER CO. MADE IN U.S.A.

A/C PIPE PRODUCERS ASSOCIATION
SUITE 1113, 1875 CONNECTICUT AVENUE, N.W.
WASHINGTON, D.C. 20009

-CONFIDENTIAL-

1975
DOMESTIC A/C PRESSURE PIPE SHIPMENTS*
TONNAGE

*4" Thru 16" Diameter Pressure Pipe



K&E 12 5705 10 X 10 TO THE INCH

KEUFFEL & ESSER CO. MADE IN U.S.A.

CAPCO JEN 0024183

A/C PIPE PRODUCERS ASSOCIATION
SUITE 1113, 1875 CONNECTICUT AVENUE, N.W.
WASHINGTON, D.C. 20009

-CONFIDENTIAL-

1975
DOMESTIC A/C PRESSURE PIPE SHIPMENTS*
FOOTAGE

*4" Thru 16" Diameter Pressure Pipe



K&E 12 5705
10 X 10 TO THE INCH
KEUFFEL & ESSER CO.
MADE IN U.S.A.

CAPCO JEN 0024184

A/C PIPE PRODUCERS ASSOCIATION
SUITE 1113, 1875 CONNECTICUT AVENUE, N.W.
WASHINGTON, D.C. 20009

-CONFIDENTIAL-

SUMMARY SHEET
DOMESTIC A/C PRESSURE PIPE SHIPMENTS
1975

AACPP REPORTING MONTH

	Jan.	Feb.	Mar.	Apr.	May	June	July	Aug.	Sept.	Oct.	Nov.	Dec.	Year
1. Footage - Ft. x 10^3	2,140												
2. Percent By Class													
Class 100	0.65												
Class 150	85.56												
Class 200	13.79												
3. Percent By Size													
4 Inch	8.83												
6 Inch	32.29												
8 Inch	31.45												
10 Inch	5.47												
12 Inch	17.90												
14 Inch	1.92												
16 Inch	2.15												
4. Percent By Region													
Northeast	0.65												
Middle Atlantic	6.03												
E.N. Central	5.33												
W.N. Central	3.46												
South Atlantic	16.68												
E.S. Central	1.45												
W.S. Central	23.18												
Mountain	16.54												
Pacific	26.68												
5. Tonnage - Tons													
Gross Aggregate	51,442												
Equivalent	26,716												
Equivalent - %	51.93												
6. Shipment Ratios													
Average Tons/Ft.	0.0125												
Average Lbs./Ft.	24.97												
Average Ft./Ton	80.10												

CAPCO JEN 0024185

A/C PIPE PRODUCERS ASSOCIATION
Suite 1113, 1875 Connecticut Ave., N.W., Washington, D.C. 20009

CONFIDENTIAL REPORT	
COMPANY	A/C PIPE PROD. ASSN.
MONTH OF	JANUARY 1975

DOMESTIC - PRESSURE PIPE SHIPMENTS - THOUSANDS OF FEET

	REGION	NOMINAL PIPE DIAMETER - INCHES 4	6	8	10	12	14	16	REGION TOTAL
CLASS 100	NORTHEAST	0	0	0	0	0	0	0	0
	MIDDLE ATLANTIC	0	0	0	0	0	0	0	0
	E.N. CENTRAL	0	0	0	0	0	0	0	0
	W.N. CENTRAL	0	0	0	0	0	4	0	4
	SOUTH ATLANTIC	0	0	0	0	0	0	0	0
	E.S. CENTRAL	0	0	0	0	0	0	0	0
	W.S. CENTRAL	0	3	0	0	0	1	0	4
	MOUNTAIN	0	0	0	0	0	0	0	0
	PACIFIC	2	0	3	0	0	1	0	6
	SIZE TOTAL	2	3	3	0	0	6	0	14
CLASS 150	NORTHEAST	0	1	4	3	2	0	0	10
	MIDDLE ATLANTIC	8	24	41	4	18	0	3	98
	E.N. CENTRAL	1	20	26	3	33	1	4	88
	W.N. CENTRAL	17	10	27	9	4	3	0	70
	SOUTH ATLANTIC	4	73	99	16	102	0	17	311
	E.S. CENTRAL	0	5	6	7	8	0	1	27
	W.S. CENTRAL	90	159	87	10	49	15	2	412
	MOUNTAIN	21	115	106	8	56	1	4	311
	PACIFIC	29	167	188	42	64	10	4	504
	SIZE TOTAL	170	574	584	102	336	30	35	1831
CLASS 200	NORTHEAST	0	1	0	1	2	0	0	4
	MIDDLE ATLANTIC	2	14	4	1	10	0	0	31
	E.N. CENTRAL	2	4	9	0	9	0	2	26
	W.N. CENTRAL	0	0	0	0	0	0	0	0
	SOUTH ATLANTIC	2	7	22	3	12	0	0	46
	E.S. CENTRAL	1	1	1	0	1	0	0	4
	W.S. CENTRAL	3	46	16	7	1	5	2	80
	MOUNTAIN	7	17	11	1	0	0	7	43
	PACIFIC	0	24	23	2	12	0	0	61
	SIZE TOTAL	17	114	86	15	47	5	11	295
COMBINED CLASSES	NORTHEAST	0	2	4	4	4	0	0	14
	MIDDLE ATLANTIC	10	38	45	5	28	0	3	129
	E.N. CENTRAL	3	24	35	3	42	1	6	114
	W.N. CENTRAL	17	10	27	9	4	7	0	74
	SOUTH ATLANTIC	6	80	121	19	114	0	17	357
	E.S. CENTRAL	1	6	7	7	9	0	1	31
	W.S. CENTRAL	93	208	103	17	50	21	4	496
	MOUNTAIN	28	132	117	9	56	1	11	354
	PACIFIC	31	191	214	44	76	11	4	571
	SIZE TOTAL	189	691	673	117	383	41	46	2140

EQUIVALENT TONNAGE	26,716
GROSS AGGREGATE TONNAGE	51,442

NAME S. D. Jackson

(5/73)

CAPCO JEN 0024186

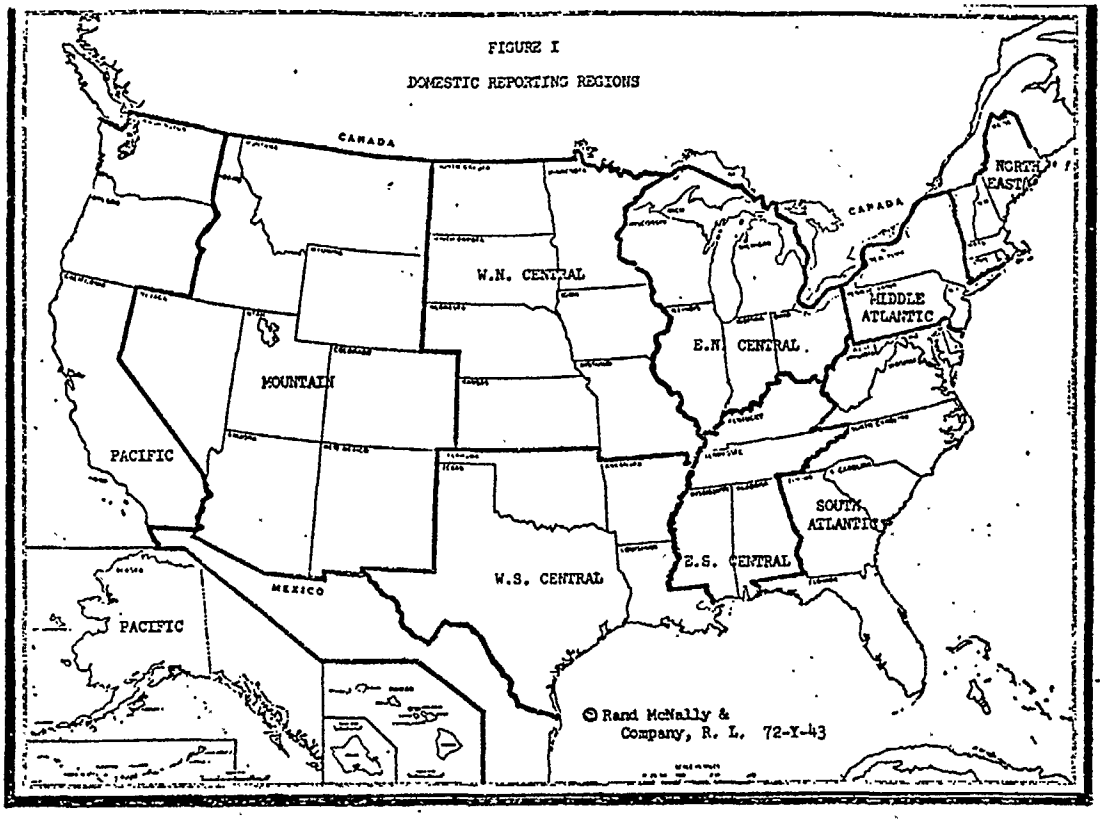

GENERAL INSTRUCTIONS

1. This report is to be forwarded to A/C PIPE PRODUCERS ASSOCIATION (hereinafter referred to as the "Association"). Attention of Executive Director, Suite 1113, Universal Building, North, 1875 Connecticut Avenue, N.W., Washington, D.C. 20009 within 45 days following the month for which the report is made.

   This report and the information contained in it will be kept confidential by the Association. The data regarding shipments contained in this report will be consolidated with similar data for the same month from other reporting companies. Only the totals for each category will be reported by the Association. No totals will be reported by the Association for any category until such time as at least three companies have reported shipments in such category for a period of three consecutive months.

2. Do not include in your report shipments by your company to other AACPP members. Products shipped by your company to another AACPP member will be reported by that member upon shipment by it.

3. For purposes of this report PRESSURE pipe is defined as ASBESTOS-CEMENT pipe which is in conformance with CLASS 100, 150, and 200 specifications and which is shipped to a final destination within the continental U.S., including Alaska and Hawaii.

4. SHIPMENTS for purposes of this report mean FOOTAGE shipped in thousands of feet.

5. For purposes of this report: (a) Monthly EQUIVALENT TONNAGE means tons equivalent to total footage of 4-inch thru 16-inch pressure pipe shipped to all regions regardless of Class and/or diameter. (b) GROSS AGGREGATE TONNAGE means total monthly tonnage of all domestic A/C pipe shipments.

6. REGIONS for purposes of this report correspond to standard Department of Commerce reporting areas as geographically depicted in FIGURE I.

7. The person at the reporting company to whom questions concerning the report are to be directed by the Association should be designated in the space provided in the lower left-hand corner of the report.

A/C PIPE PRODUCERS ASSOCIATION
SUITE 1113, 1875 CONNECTICUT AVENUE, N.W.
WASHINGTON, D.C. 20009

CONFIDENTIAL

DOMESTIC A/C PIPE SHIPMENTS TONNAGE

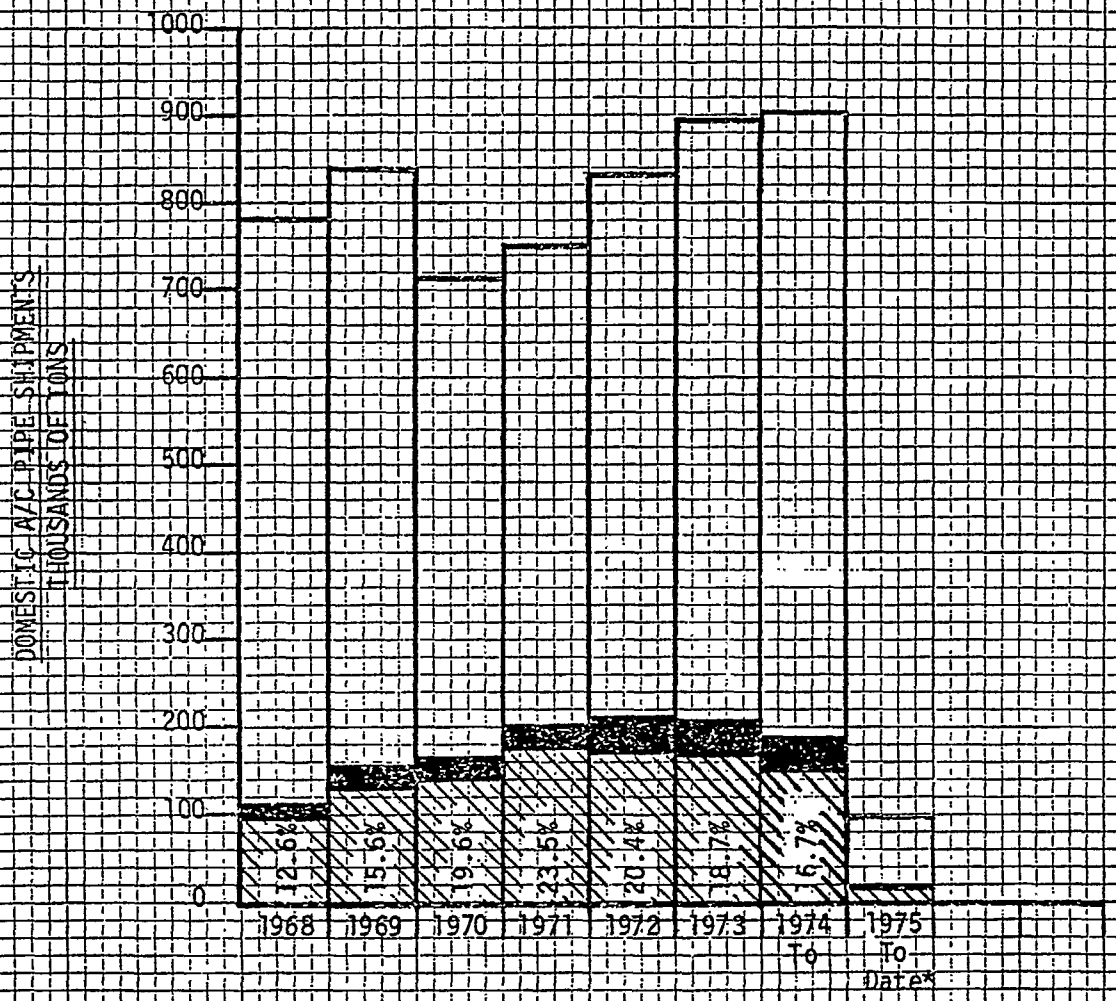

Legend:
- Total A/C Pipe Shipments
- 4" Thru 36" Diameter Non-Pressure Sewer Pipe Shipments W/O Fittings
- 4" Thru 36" Diameter Non-Pressure Sewer Pipe Shipments W/ Fittings

NOTE: Percentage figures shown represent percent of total A/C pipe shipments which are 4" thru 36" diameter non-pressure sewer pipe shipments without allowance for fittings.

K&E 12 5705 10 X 10 TO THE INCH

KEUFFEL & ESSER CO. MADE IN U.S.A.

CAPCO JEN 0024188

A/C PIPE PRODUCERS ASSOCIATION
SUITE 1113, 1875 CONNECTICUT AVENUE, N.W.
WASHINGTON, D.C. 20009

-CONFIDENTIAL-

DOMESTIC A/C NON-PRESSURE SEWER PIPE SHIPMENTS* FOOTAGE

* 4" Thru 36" Diameter Sewer Pipe

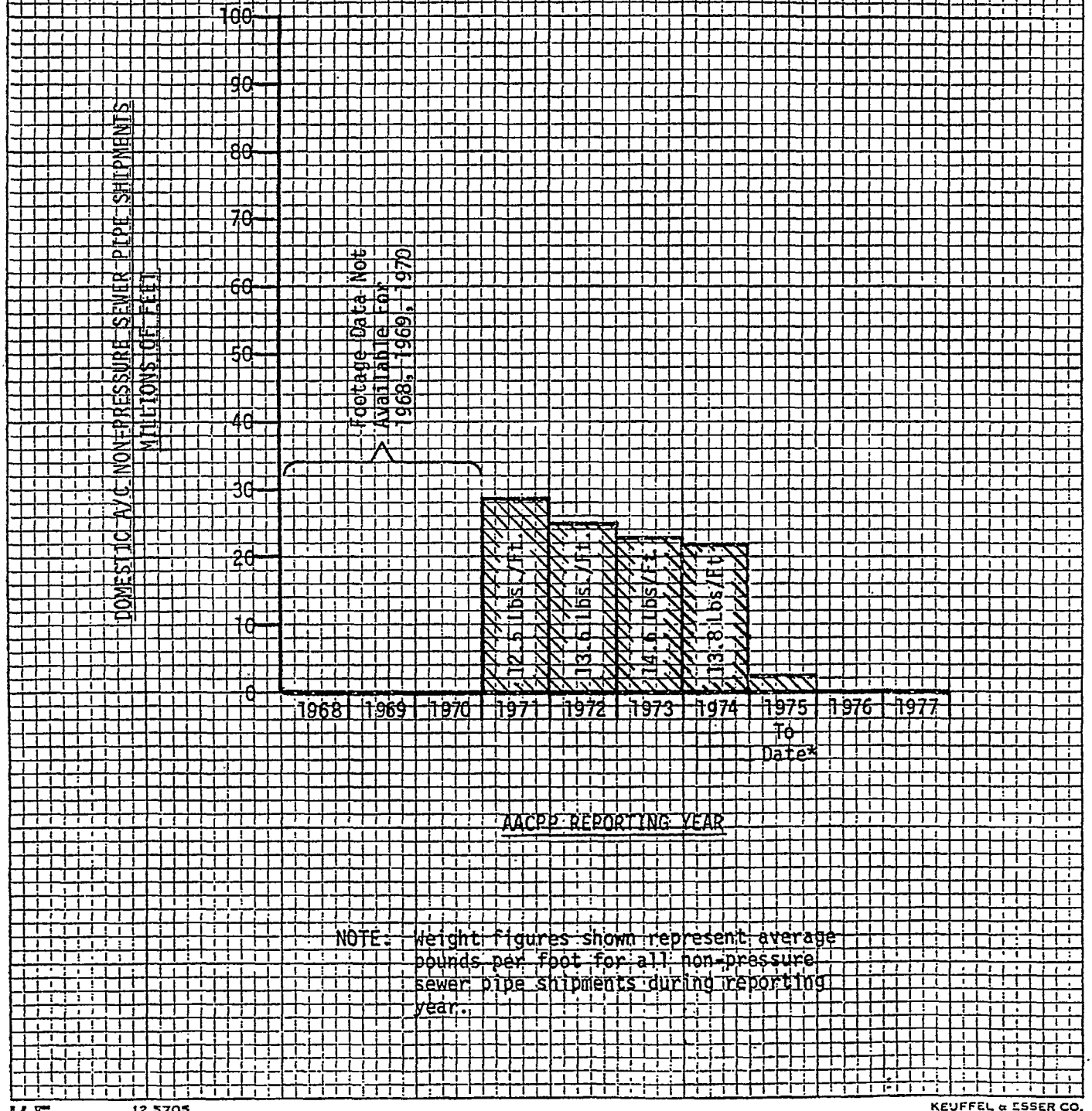

NOTE: Weight figures shown represent average pounds per foot for all non-pressure sewer pipe shipments during reporting year.

K&E 12 5705
10 X 10 TO THE INCH

KEUFFEL & ESSER CO.
MADE IN U.S.A.

CAPCO JEN 0024189

A/C PIPE PRODUCERS ASSOCIATION
SUITE 1113, 1875 CONNECTICUT AVENUE, N.W.
WASHINGTON, D.C. 20009

-CONFIDENTIAL-

1975
DOMESTIC A/C PIPE SHIPMENTS
TONNAGE



K&E 12 5705
10 X 10 TO THE INCH

KEUFFEL & ESSER CO.
MADE IN U.S.A.

CAPCO JEN 0024190

A/C PIPE PRODUCERS ASSOCIATION
SUITE 1113, 1875 CONNECTICUT AVENUE, N.W.
WASHINGTON, D.C. 20009

-CONFIDENTIAL-

1975

~~MESTIC A/C NON-PRESSURE SEWER PIPE SHIPMENTS*~~

TONNAGE

~~*4" Thru 36" Diameter Sewer Pipe~~

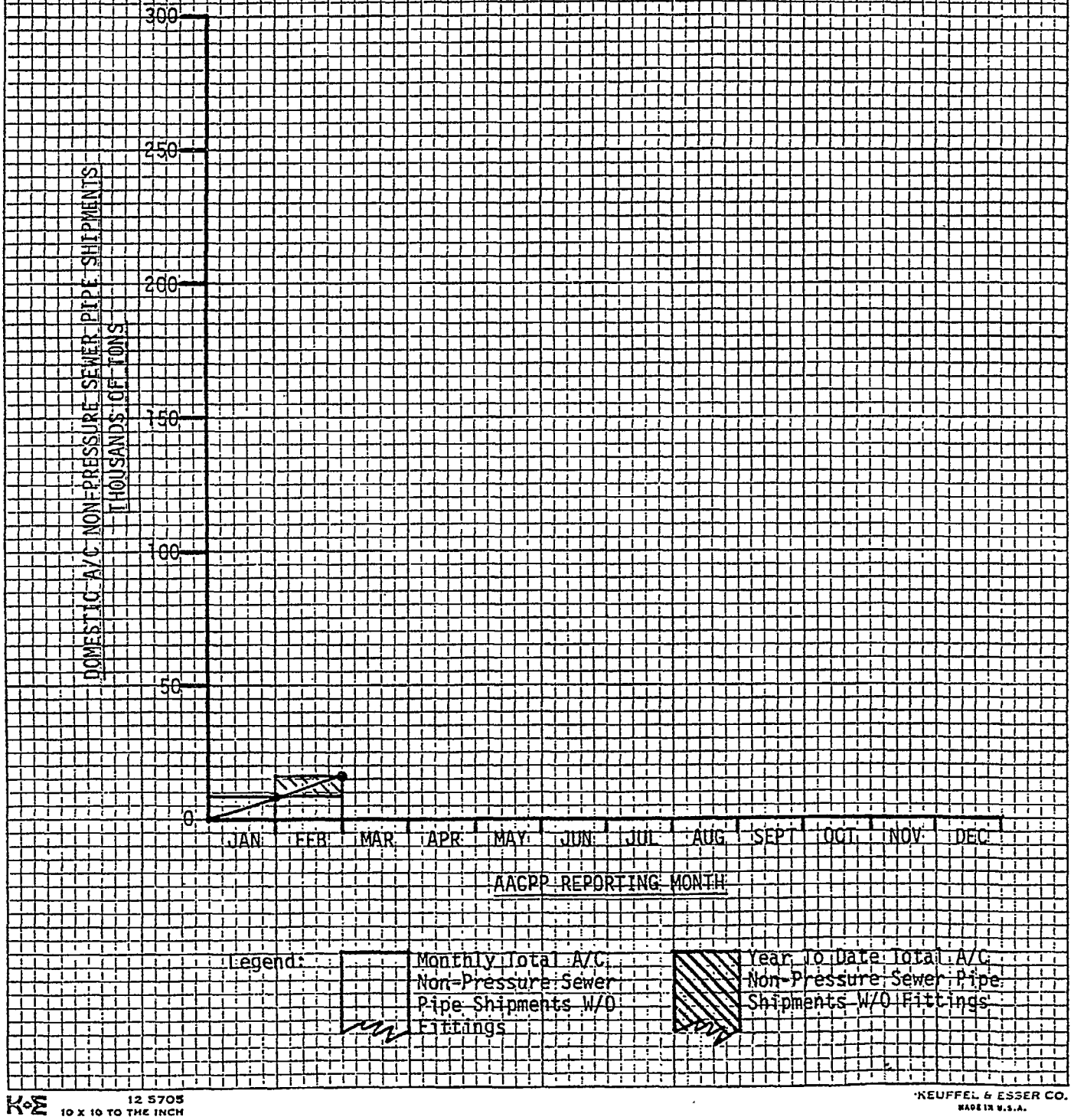

K&E 12 5705
10 X 10 TO THE INCH

KEUFFEL & ESSER CO.
MADE IN U.S.A.

CAPCO JEN 0024191

A/C PIPE PRODUCERS ASSOCIATION
SUITE 1113, 1875 CONNECTICUT AVENUE, N.W.
WASHINGTON, D.C. 20009

-CONFIDENTIAL-

1975

DOMESTIC A/C NON-PRESSURE SEWER PIPE SHIPMENTS*

FOOTAGE

*4" Thru 36" Diameter Sewer Pipe

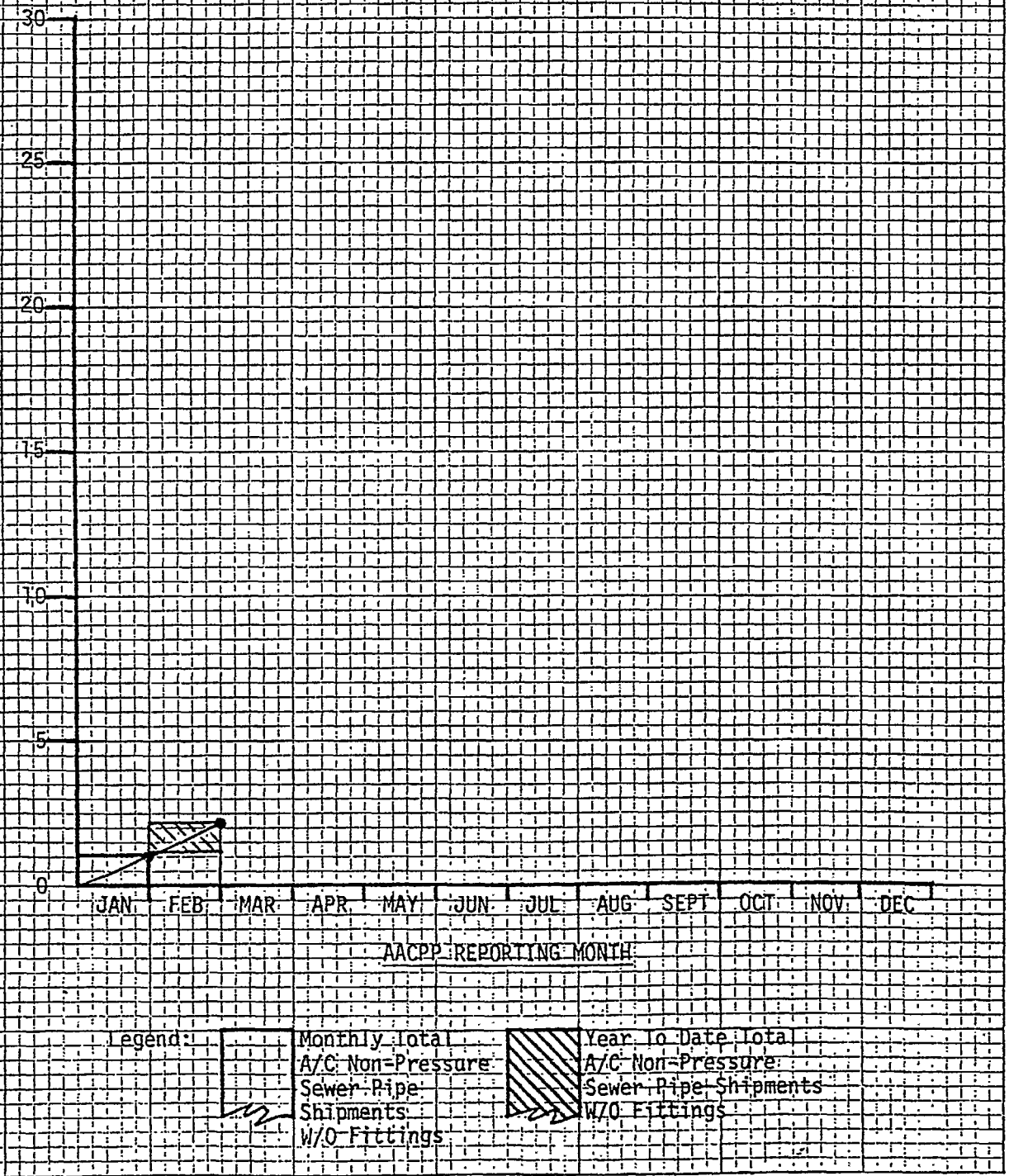

K&E 12 5705
10 X 10 TO THE INCH
KEUFFEL & ESSER CO.
MADE IN U.S.A.

A/C PIPE PRODUCERS ASSOCIATION
SUITE 1113, 1875 CONNECTICUT AVENUE, N.W.
WASHINGTON, D.C. 20009

-CONFIDENTIAL-

SUMMARY SHEET
DOMESTIC A/C NON-PRESSURE SEWER PIPE SHIPMENTS

AACPP REPORTING YEAR

	1968	1969	1970	1971	1972	1973	1974	1975 (To Date)**	1976	1977
1. Footage - Ft. x 10^3	-	-	-	28,283	25,059	22,956	21,848	2,176		
2. Percent By Class										
Class 1500	-	-	-	*	*	*	29.53	27.07		
Class 2400	-	-	-	*	*	*	53.20	51.79		
Class 3300	-	-	-	*	*	*	15.23	18.06		
Class 4000	-	-	-	*	*	*	1.19	1.52		
Class 5000	-	-	-	*	*	*	0.85	1.56		
3. Percent By Size										
4 Inch	-	-	-	*	*	*	22.19	22.01		
5 Inch	-	-	-	*	*	*	5.42	4.37		
6 Inch	-	-	-	*	*	*	16.52	16.59		
8 Inch	-	-	-	*	*	*	38.10	37.32		
10 Inch	-	-	-	*	*	*	5.65	6.43		
12 Inch	-	-	-	*	*	*	5.05	4.59		
14-36 Inch	-	-	-	*	*	*	7.08	8.69		
4. Percent By Region										
Northeast	-	-	-	*	*	*	17.07	14.75		
Middle Atlantic	-	-	-	*	*	*	34.88	36.90		
E.N. Central	-	-	-	*	*	*	6.56	4.59		
W.N. Central	-	-	-	*	*	*	0.87	0.37		
South Atlantic	-	-	-	*	*	*	13.50	15.26		
E.S. Central	-	-	-	*	*	*	0.40	0.14		
W.S. Central	-	-	-	*	*	*	1.52	2.07		
Mountain	-	-	-	*	*	*	9.06	8.09		
Pacific	-	-	-	*	*	*	16.14	17.83		

*Percentages not shown since data was not available from all reporting companies.

(over)

CAPCO JEN 00241193

A/C PIPE PRODUCERS ASSOCIATION
SUITE 1113, 1875 CONNECTICUT AVENUE, N.W.
WASHINGTON, D.C. 20009

-CONFIDENTIAL-

SUMMARY SHEET
DOMESTIC A/C NON-PRESSURE SEWER PIPE SHIPMENTS

AACPP REPORTING YEAR

	1968	1969	1970	1971	1972	1973	1974	1975 (To Date)**	1976	1977
5. Tonnage - Tons										
Gross Aggregate[1]	781,909	839,100	715,216	753,607	834,577	897,203	900,903	95,795		
Total	112,590	154,495	163,211	201,409	211,251	207,661	187,393	19,967		
Equivalent	98,128	131,321	140,243	177,139	170,680	168,017	150,657	16,081		
Total - %[2]	14.40	18.41	22.82	26.73	25.31	23.15	20.80	20.84		
Equivalent - %[2]	12.55	15.65	19.61	23.51	20.45	18.73	16.72	16.79		
Total/Equivalent	1.15	1.18	1.16	1.14	1.24	1.24	1.24	1.24		
6. Shipment Ratios Without Fittings										
Average Tons/Ft.	-	-	-	0.0063	0.0068	0.0073	0.0069	0.0074		
Average Lbs./Ft.	-	-	-	12.53	13.62	14.64	13.79	14.78		
Average Ft./Ton	-	-	-	159.66	146.82	136.63	145.02	135.32		

NOTES: 1. GROSS AGGREGATE TONNAGE means total annual tonnage of all domestic A/C pipe shipments.

2. Percentage (%) based on GROSS AGGREGATE TONNAGE equaling 100%.

**January Thru February, 1975.

CAPCO JEN 0024194

A/C PIPE PRODUCERS ASSOCIATION
SUITE 1113, 1875 CONNECTICUT AVENUE, N.W.
WASHINGTON, D.C. 20009

-CONFIDENTIAL-

SUMMARY SHEET
DOMESTIC A/C NON-PRESSURE SEWER PIPE SHIPMENTS
1975

AACPP REPORTING MONTH

	Jan.	Feb.	Mar.	Apr.	May	June	July	Aug.	Sept.	Oct.	Nov.	Dec.	Year
1. Footage - Ft. x 10^3	1,073	1,103											
2. Percent By Class													
Class 1500	27.59	26.56											
Class 2400	49.39	54.13											
Class 3300	19.39	16.77											
Class 4000	2.14	0.91											
Class 5000	1.49	1.63											
3. Percent By Size													
4 Inch	24.14	19.95											
5 Inch	5.31	3.45											
6 Inch	13.70	19.40											
8 Inch	35.79	38.80											
10 Inch	7.92	4.99											
12 Inch	3.73	5.44											
14-36 Inch	9.41	7.98											
4. Percent By Region													
Northeast	13.05	16.41											
Middle Atlantic	40.73	33.18											
E.N. Central	4.85	4.35											
W.N. Central	0.56	0.18											
South Atlantic	13.51	16.96											
E.S. Central	0.00	0.27											
W.S. Central	1.49	2.63											
Mountain	7.74	8.43											
Pacific	18.08	17.59											

(over)

CAPCO JEN 0024195

A/C PIPE PRODUCERS ASSOCIATION
SUITE 1113, 1875 CONNECTICUT AVENUE, N.W.
WASHINGTON, D.C. 20009

-CONFIDENTIAL-

SUMMARY SHEET
DOMESTIC A/C NON-PRESSURE SEWER PIPE SHIPMENTS
1975

AACPP REPORTING MONTH

	Jan.	Feb.	Mar.	Apr.	May	June	July	Aug.	Sept.	Oct.	Nov.	Dec.	Year
5. Tonnage - Tons													
Gross Aggregate[1]	51,442	44,373											
Total	10,251	9,716											
Equivalent	7,961	8,120											
Total - %[2]	19.93	21.90											
Equivalent - %[2]	15.48	18.30											
Total/Equivalent	1.29	1.20											
6. Shipment Ratios Without Fittings													
Average Tons/Ft.	0.0074	0.0074											
Average Lbs./Ft.	14.84	14.72											
Average Ft./Ton	134.78	135.84											

NOTES: 1. GROSS AGGREGATE TONNAGE means total monthly tonnage of all domestic A/C pipe shipments.

2. Percentage (%) based on GROSS AGGREGATE TONNAGE equaling 100%.

CAPCO JEN 0024196

A / C. PIPE PRODUCERS ASSOCIATION
Suite 1113, 1875 Connecticut Ave., N.W., Washington, D.C. 20009

CONFIDENTIAL REPORT	
COMPANY	A/C PIPE PROD. ASSN.
MONTH OF	FEBRUARY 1975

DOMESTIC - NON-PRESSURE SEWER PIPE SHIPMENTS - THOUSANDS OF FEET

	REGION	NOMINAL PIPE DIAMETER - INCHES							REGION TOTAL
		4	5	6	8	10	12	14-36	
CLASS 1500	NORTHEAST	24	18	18	0	0	0	0	60
	MIDDLE ATLANTIC	19	14	20	2	0	0	0	55
	E.N. CENTRAL	1	0	9	0	0	0	0	10
	W.N. CENTRAL	1	0	0	1	0	0	0	2
	SOUTH ATLANTIC	0	0	0	0	0	0	0	0
	E.S. CENTRAL	0	0	0	0	0	0	0	0
	W.S. CENTRAL	13	0	4	0	0	0	0	17
	MOUNTAIN	21	0	4	20	2	0	0	47
	PACIFIC	70	0	6	19	3	2	2	102
	SIZE TOTAL	149	32	61	42	5	2	2	293
CLASS 2400	NORTHEAST	8	3	22	37	1	5	0	76
	MIDDLE ATLANTIC	24	3	62	82	9	11	10	201
	E.N. CENTRAL	0	0	8	17	1	0	2	28
	W.N. CENTRAL	0	0	0	0	0	0	0	0
	SOUTH ATLANTIC	9	0	37	84	5	8	11	154
	E.S. CENTRAL	0	0	1	1	0	0	0	2
	W.S. CENTRAL	0	0	0	0	1	4	2	7
	MOUNTAIN	8	0	6	22	2	3	0	41
	PACIFIC	18	0	10	38	6	9	7	88
	SIZE TOTAL	67	6	146	281	25	40	32	597
CLASS 3300	NORTHEAST	1	0	2	23	3	5	8	42
	MIDDLE ATLANTIC	2	0	4	66	8	8	10	98
	E.N. CENTRAL	0	0	1	2	0	2	0	5
	W.N. CENTRAL	0	0	0	0	0	0	0	0
	SOUTH ATLANTIC	0	0	0	11	13	0	6	30
	E.S. CENTRAL	0	0	0	0	0	0	1	1
	W.S. CENTRAL	0	0	0	0	1	2	0	3
	MOUNTAIN	0	0	0	1	0	0	1	2
	PACIFIC	1	0	0	2	0	0	1	4
	SIZE TOTAL	4	0	7	105	25	17	27	185
CLASS 4000	NORTHEAST					0	0	2	2
	MIDDLE ATLANTIC					0	0	3	3
	E.N. CENTRAL					0	0	2	2
	W.N. CENTRAL					0	0	0	0
	SOUTH ATLANTIC					0	0	3	3
	E.S. CENTRAL					0	0	0	0
	W.S. CENTRAL					0	0	0	0
	MOUNTAIN					0	0	0	0
	PACIFIC					0	0	0	0
	SIZE TOTAL					0	0	10	10

CONTINUED

CAPCO JEN 0024197

DOMESTIC - NON-PRESSURE SEWER PIPE SHIPMENTS - THOUSANDS OF FEET

	REGION	NOMINAL PIPE DIAMETER - INCHES							REGION TOTAL
		4	5	6	8	10	12	14-36	
CLASS 5000 & UP	NORTHEAST					0	0	1	1
	MIDDLE ATLANTIC					0	1	8	9
	E.N. CENTRAL					0	0	3	3
	W.N. CENTRAL					0	0	0	0
	SOUTH ATLANTIC					0	0	0	0
	E.S. CENTRAL					0	0	0	0
	W.S. CENTRAL					0	0	2	2
	MOUNTAIN					0	0	3	3
	PACIFIC					0	0	0	0
	SIZE TOTAL					0	1	17	18
COMBINED CLASSES	NORTHEAST	33	21	42	60	4	10	11	181
	MIDDLE ATLANTIC	45	17	86	150	17	20	31	366
	E.N. CENTRAL	1	0	18	19	1	2	7	48
	W.N. CENTRAL	1	0	0	1	0	0	0	2
	SOUTH ATLANTIC	9	0	37	95	18	8	20	187
	E.S. CENTRAL	0	0	1	1	0	0	1	3
	W.S. CENTRAL	13	0	4	0	2	6	4	29
	MOUNTAIN	29	0	10	43	4	3	4	93
	PACIFIC	89	0	16	59	9	11	10	194
	SIZE TOTAL	220	38	214	428	55	60	88	1103

NAME S. D. Jackson

EQUIVALENT TONNAGE	8,120
TOTAL TONNAGE	9,716

GENERAL INSTRUCTIONS

1. This report is to be forwarded to A/C PIPE PRODUCERS ASSOCIATION (hereinafter referred to as the "Association"). Attention of Executive Director, Suite 1113, Universal Building, North, 1875 Connecticut Avenue, N.W., Washington, D.C. 20009 within 45 days following the month for which the report is made.

   This report and the information contained in it will be kept confidential by the Association The data regarding shipments contained in this report will be consolidated with similar data for the same month from other reporting companies. Only the totals for each category will be reported by the Association. No totals will be reported by the Association for any category until such time as at least three companies have reported shipments in such category for a period of three consecutive months.

2. Do not include in your report shipments by your company to other AACPP members. Products shipped by your company to another AACPP member will be reported by that member upon shipment by it.

3. For purposes of this report NON-PRESSURE SEWER PIPE is defined as ASBESTOS CEMENT pipe which is in conformance with CLASS 1500, 2400, 3300, 4000 and/or 5000 & UP specifications and which is shipped to a final destination within the continental U.S., including Alaska and Hawaii.

4. SHIPMENTS for purposes of this report mean FOOTAGE shipped in thousands of feet.

5. For purposes of this report monthly EQUIVALENT TONNAGE means tons equivalent to total footag of 4-inch thru 36-inch non-pressure sewer pipe shipped to all regions regardless of Class and/or diameter without allowance for fittings; TOTAL TONS includes fittings.

6. REGIONS for purposes of this report correspond to standard Department of Commerce reporting areas as geographically depicted in FIGURE I.

7. The person at the reporting company to whom questions concerning the report are to be direct ed by the Association should be designated in the space at the lower left-hand corner.

CAPCO JEN 0024198

A/C PIPE PRODUCERS ASSOCIATION
Suite 1113, 1875 Connecticut Ave., N.W., Washington, D.C. 20009

CONFIDENTIAL REPORT	
COMPANY	A/C PIPE PROD. ASSN.
MONTH OF	JAN. THRU FEB. 1975

DOMESTIC - NON-PRESSURE SEWER PIPE SHIPMENTS - THOUSANDS OF FEET

	REGION	NOMINAL PIPE DIAMETER - INCHES							REGION TOTAL
		4	5	6	8	10	12	14-36	
CLASS 1500	NORTHEAST	37	32	32	0	0	0	0	101
	MIDDLE ATLANTIC	26	49	37	2	0	0	0	114
	E.N. CENTRAL	1	0	10	1	2	0	0	14
	W.N. CENTRAL	1	0	0	2	0	0	0	3
	SOUTH ATLANTIC	1	0	0	0	0	0	0	1
	E.S. CENTRAL	0	0	0	0	0	0	0	0
	W.S. CENTRAL	19	0	10	0	0	0	0	29
	MOUNTAIN	76	0	6	27	2	0	0	111
	PACIFIC	164	0	13	27	6	4	2	216
	SIZE TOTAL	325	81	108	59	10	4	2	589
CLASS 2400	NORTHEAST	15	5	32	70	5	6	3	136
	MIDDLE ATLANTIC	63	7	116	177	19	17	14	413
	E.N. CENTRAL	2	0	13	37	4	1	7	64
	W.N. CENTRAL	1	0	0	3	0	0	1	5
	SOUTH ATLANTIC	10	0	55	160	15	16	21	277
	E.S. CENTRAL	0	0	1	1	0	0	0	2
	W.S. CENTRAL	0	0	0	0	1	4	3	8
	MOUNTAIN	11	0	8	34	2	3	0	58
	PACIFIC	30	0	10	82	15	15	12	164
	SIZE TOTAL	132	12	235	564	61	62	61	1127
CLASS 3300	NORTHEAST	1	1	6	35	7	10	13	73
	MIDDLE ATLANTIC	18	1	6	130	36	18	33	242
	E.N. CENTRAL	0	0	2	3	2	2	5	14
	W.N. CENTRAL	0	0	0	0	0	0	0	0
	SOUTH ATLANTIC	1	0	2	17	14	0	12	46
	E.S. CENTRAL	0	0	0	0	0	0	1	1
	W.S. CENTRAL	0	0	0	0	2	2	1	5
	MOUNTAIN	0	0	1	2	0	0	1	4
	PACIFIC	2	0	1	2	1	0	2	8
	SIZE TOTAL	22	2	18	189	62	32	68	393
CLASS 4000	NORTHEAST					2	1	3	6
	MIDDLE ATLANTIC					2	0	13	15
	E.N. CENTRAL					0	0	4	4
	W.N. CENTRAL					0	0	0	0
	SOUTH ATLANTIC					1	0	6	7
	E.S. CENTRAL					0	0	0	0
	W.S. CENTRAL					0	0	1	1
	MOUNTAIN					0	0	0	0
	PACIFIC					0	0	0	0
	SIZE TOTAL					5	1	27	33

CONTINUED

DOMESTIC - NON-PRESSURE SEWER PIPE SHIPMENTS - THOUSANDS OF FEET

	REGION	NOMINAL PIPE DIAMETER - INCHES							REGION TOTAL
		4	5	6	8	10	12	14-36	
CLASS 5000 & UP	NORTHEAST					0	0	5	5
	MIDDLE ATLANTIC					2	1	16	19
	E.N. CENTRAL					0	0	4	4
	W.N. CENTRAL					0	0	0	0
	SOUTH ATLANTIC					0	0	1	1
	E.S. CENTRAL					0	0	0	0
	W.S. CENTRAL					0	0	2	2
	MOUNTAIN					0	0	3	3
	PACIFIC					0	0	0	0
	SIZE TOTAL					2	1	31	34
COMBINED CLASSES	NORTHEAST	53	38	70	105	14	17	24	321
	MIDDLE ATLANTIC	107	57	159	309	59	36	76	803
	E.N. CENTRAL	3	0	25	41	8	3	20	100
	W.N. CENTRAL	2	0	0	5	0	0	1	8
	SOUTH ATLANTIC	12	0	57	177	30	16	40	332
	E.S. CENTRAL	0	0	1	1	0	0	1	3
	W.S. CENTRAL	19	0	10	0	3	6	7	45
	MOUNTAIN	87	0	15	63	4	3	4	176
	PACIFIC	196	0	24	111	22	19	16	388
	SIZE TOTAL	479	95	361	812	140	100	189	2176

NAME S. D. Jackson

EQUIVALENT TONNAGE	16,081
TOTAL TONNAGE	19,967

GENERAL INSTRUCTIONS

1. This report is to be forwarded to A/C PIPE PRODUCERS ASSOCIATION (hereinafter referred to as the "Association"). Attention of Executive Director, Suite 1113, Universal Building, North, 1875 Connecticut Avenue, N.W., Washington, D.C. 20009 within 45 days following the month for which the report is made.

2. This report and the information contained in it will be kept confidential by the Association The data regarding shipments contained in this report will be consolidated with similar data for the same month from other reporting companies. Only the totals for each category will be reported by the Association. No totals will be reported by the Association for any category until such time as at least three companies have reported shipments in such category for a period of three consecutive months.

3. Do not include in your report shipments by your company to other AACPP members. Products shipped by your company to another AACPP member will be reported by that member upon shipment by it.

4. For purposes of this report NON-PRESSURE SEWER PIPE is defined as ASBESTOS CEMENT pipe which is in conformance with CLASS 1500, 2400, 3300, 4000 and/or 5000 & UP specifications and which is shipped to a final destination within the continental U.S., including Alaska and Hawaii.

5. SHIPMENTS for purposes of this report mean FOOTAGE shipped in thousands of feet.

6. For purposes of this report monthly EQUIVALENT TONNAGE means tons equivalent to total footag of 4-inch thru 36-inch non-pressure sewer pipe shipped to all regions regardless of Class and/or diameter without allowance for fittings; TOTAL TONS includes fittings.

7. REGIONS for purposes of this report correspond to standard Department of Commerce reporting areas as geographically depicted in FIGURE I.

8. The person at the reporting company to whom questions concerning the report are to be direct ed by the Association should be designated in the space at the lower left-hand corner.

CAPCO JEN 0024200

A/C PIPE PRODUCERS ASSOCIATION
SUITE 1113, 1875 CONNECTICUT AVENUE, N.W.
WASHINGTON, D.C. 20009

CONFIDENTIAL

DOMESTIC A/C PIPE SHIPMENTS TONNAGE

*January, 1975

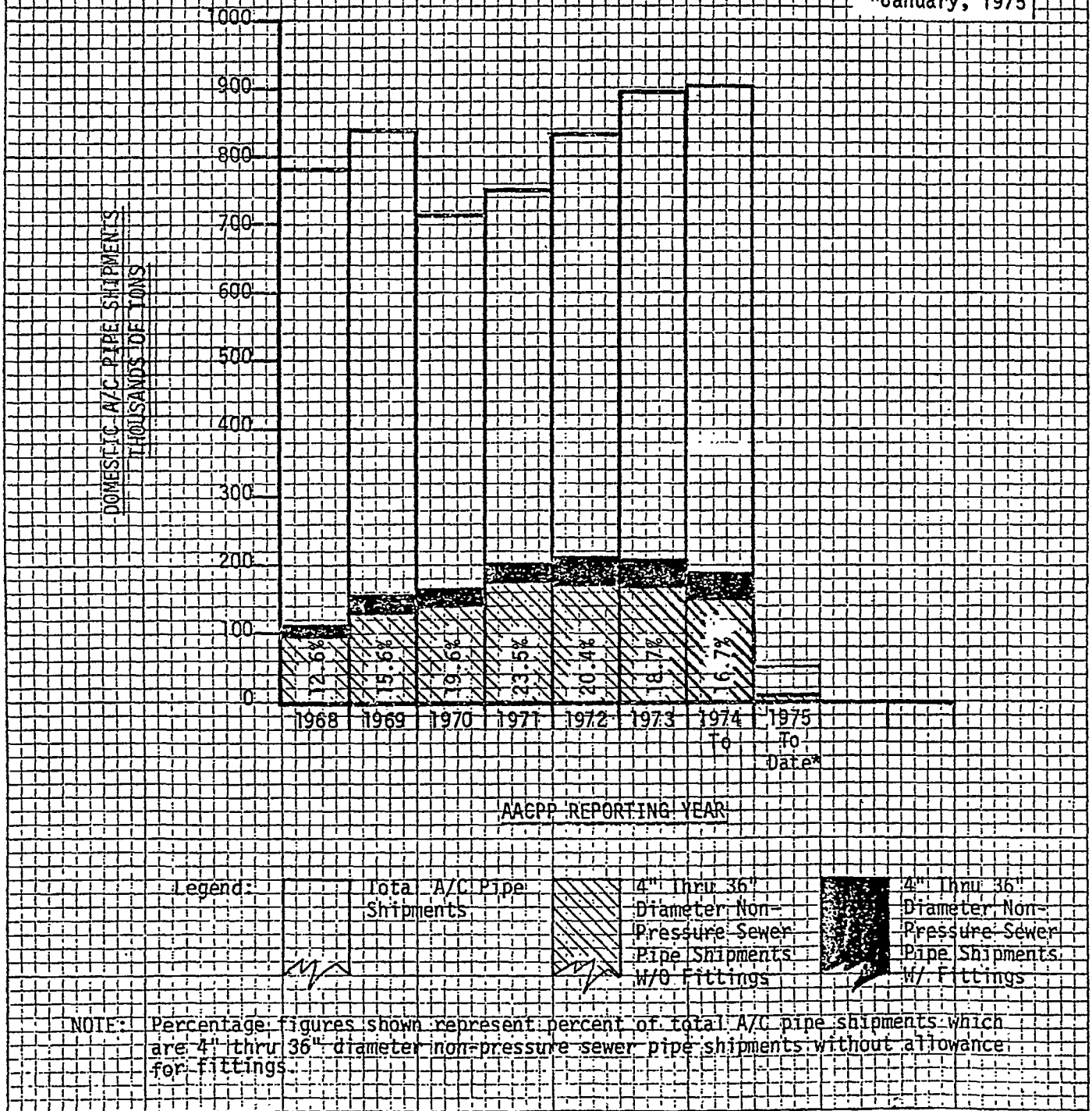

NOTE: Percentage figures shown represent percent of total A/C pipe shipments which are 4" thru 36" diameter non-pressure sewer pipe shipments without allowance for fittings.

K&E 12 5705 10 X 10 TO THE INCH

KEUFFEL & ESSER CO. MADE IN U.S.A.

A/C PIPE PRODUCERS ASSOCIATION
SUITE 1113, 1875 CONNECTICUT AVENUE, N.W.
WASHINGTON, D.C. 20009

-CONFIDENTIAL-

DOMESTIC A/C NON-PRESSURE SEWER PIPE SHIPMENTS* FOOTAGE

* 4" Thru 36" Diameter Sewer Pipe



NOTE: Weight figures shown represent average pounds per foot for all non-pressure sewer pipe shipments during reporting year.

*January, 1975

K&E 12 5705 10 X 10 TO THE INCH
KEUFFEL & ESSER CO. MADE IN U.S.A.

A/C PIPE PRODUCERS ASSOCIATION
SUITE 1113, 1875 CONNECTICUT AVENUE, N.W.
WASHINGTON, D.C. 20009

-CONFIDENTIAL-

SUMMARY SHEET
DOMESTIC A/C NON-PRESSURE SEWER PIPE SHIPMENTS

AACPP REPORTING YEAR

	1968	1969	1970	1971	1972	1973	1974	1975 (To Date)**	1976	1977
1. Footage - Ft. x 10^3	-	-	-	28,283	25,059	22,956	21,848	1,073		
2. Percent By Class										
Class 1500	-	-	-	*	*	*	29.53	27.59		
Class 2400	-	-	-	*	*	*	53.20	49.39		
Class 3300	-	-	-	*	*	*	15.23	19.39		
Class 4000	-	-	-	*	*	*	1.19	2.14		
Class 5000	-	-	-	*	*	*	0.85	1.49		
3. Percent By Size										
4 Inch	-	-	-	*	*	*	22.19	24.14		
5 Inch	-	-	-	*	*	*	5.42	5.31		
6 Inch	-	-	-	*	*	*	16.52	13.70		
8 Inch	-	-	-	*	*	*	38.10	35.79		
10 Inch	-	-	-	*	*	*	5.65	7.92		
12 Inch	-	-	-	*	*	*	5.05	3.73		
14-36 Inch	-	-	-	*	*	*	7.08	9.41		
4. Percent By Region										
Northeast	-	-	-	*	*	*	17.07	13.05		
Middle Atlantic	-	-	-	*	*	*	34.88	40.73		
E.N. Central	-	-	-	*	*	*	6.56	4.85		
W.N. Central	-	-	-	*	*	*	0.87	0.56		
South Atlantic	-	-	-	*	*	*	13.50	13.51		
E.S. Central	-	-	-	*	*	*	0.40	0.00		
W.S. Central	-	-	-	*	*	*	1.52	1.49		
Mountain	-	-	-	*	*	*	9.06	7.74		
Pacific	-	-	-	*	*	*	16.14	18.08		

*Percentages not shown since data was not available from all reporting companies.

(over)

CAPCO JEN 0024203

A/C PIPE PRODUCERS ASSOCIATION
SUITE 1113, 1875 CONNECTICUT AVENUE, N.W.
WASHINGTON, D.C. 20009

-CONFIDENTIAL-

SUMMARY SHEET
DOMESTIC A/C NON-PRESSURE SEWER PIPE SHIPMENTS

AACPP REPORTING YEAR

	1968	1969	1970	1971	1972	1973	1974	1975 (To Date)**	1976	1977
5. Tonnage - Tons										
Gross Aggregate[1]	781,909	839,100	715,216	753,607	834,577	897,203	900,903	51,442		
Total	112,590	154,495	163,211	201,409	211,251	207,661	187,393	10,251		
Equivalent	98,128	131,321	140,243	177,139	170,680	168,017	150,657	7,961		
Total - %[2]	14.40	18.41	22.82	26.73	25.31	23.15	20.80	19.93		
Equivalent - %[2]	12.55	15.65	19.61	23.51	20.45	18.73	16.72	15.48		
Total/Equivalent	1.15	1.18	1.16	1.14	1.24	1.24	1.24	1.29		
6. Shipment Ratios Without Fittings										
Average Tons/Ft.	-	-	-	0.0063	0.0068	0.0073	0.0069	0.0074		
Average Lbs./Ft.	-	-	-	12.53	13.62	14.64	13.79	14.84		
Average Ft./Ton	-	-	-	159.66	146.82	136.63	145.02	134.78		

NOTES: 1. GROSS AGGREGATE TONNAGE means total annual tonnage of all domestic A/C pipe shipments.

2. Percentage (%) based on GROSS AGGREGATE TONNAGE equaling 100%.

**January, 1975

CAPCO JEN 0024204

A/C PIPE PRODUCERS ASSOCIATION
SUITE 1113, 1875 CONNECTICUT AVENUE, N.W.
WASHINGTON, D.C. 20009

-CONFIDENTIAL-

1975
DOMESTIC A/C PIPE SHIPMENTS
TONNAGE



K&E 12 5705
10 X 10 TO THE INCH

KEUFFEL & ESSER CO.
MADE IN U.S.A.

CAPCO JEN 0024205

A/C PIPE PRODUCERS ASSOCIATION
SUITE 1113, 1875 CONNECTICUT AVENUE, N.W.
WASHINGTON, D.C. 20009

-CONFIDENTIAL-

1975
DOMESTIC A/C NON-PRESSURE SEWER PIPE SHIPMENTS*
TONNAGE

*4" Thru 36" Diameter Sewer Pipe

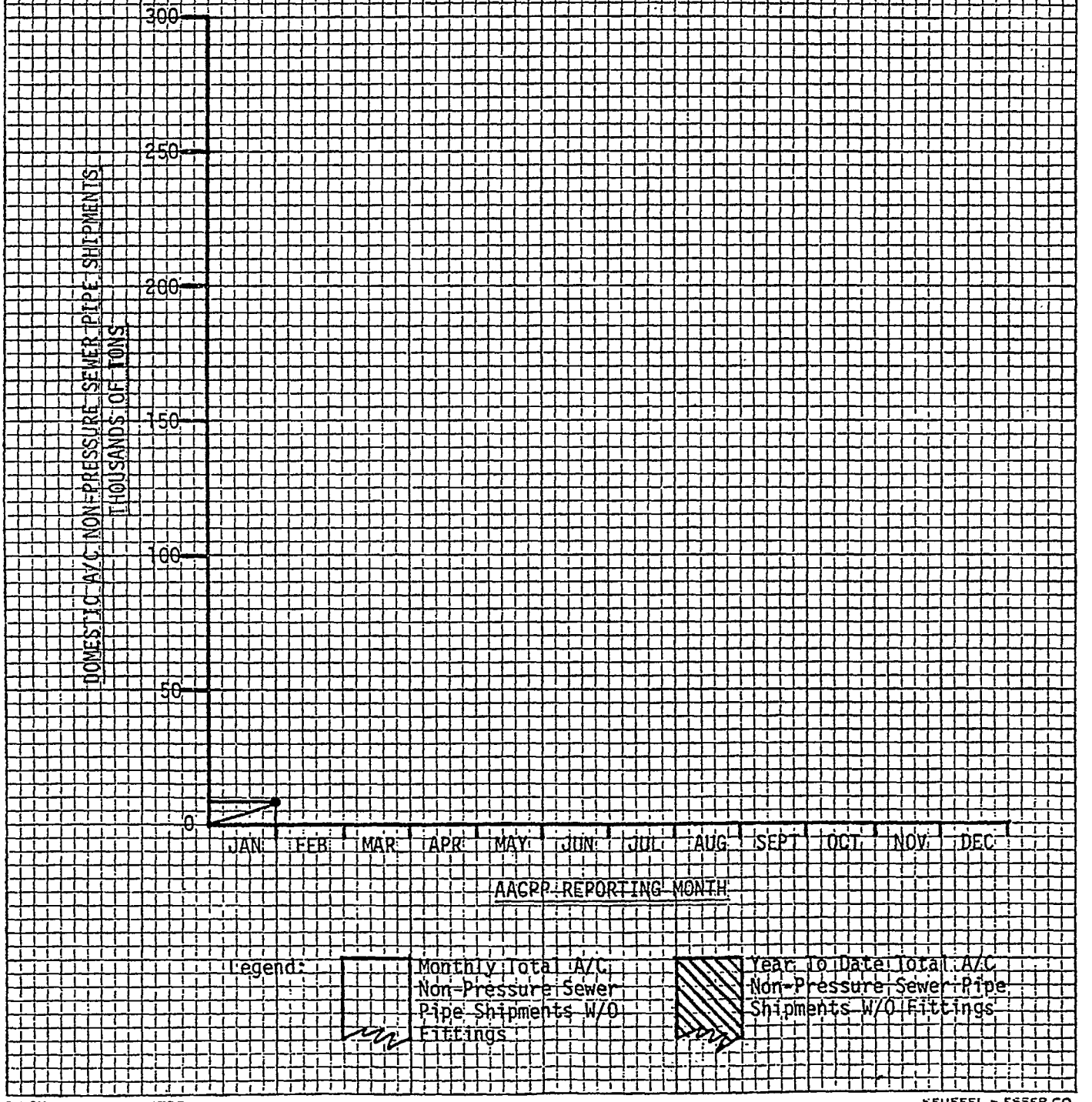

K&E 12 5705
10 X 10 TO THE INCH

KEUFFEL & ESSER CO.
MADE IN U.S.A.

CAPCO JEN 0024206

A/C PIPE PRODUCERS ASSOCIATION
SUITE 1113, 1875 CONNECTICUT AVENUE, N.W.
WASHINGTON, D.C. 20009

-CONFIDENTIAL-

1975
DOMESTIC A/C NON-PRESSURE SEWER PIPE SHIPMENTS*
FOOTAGE

*4" Thru 36" Diameter Sewer Pipe

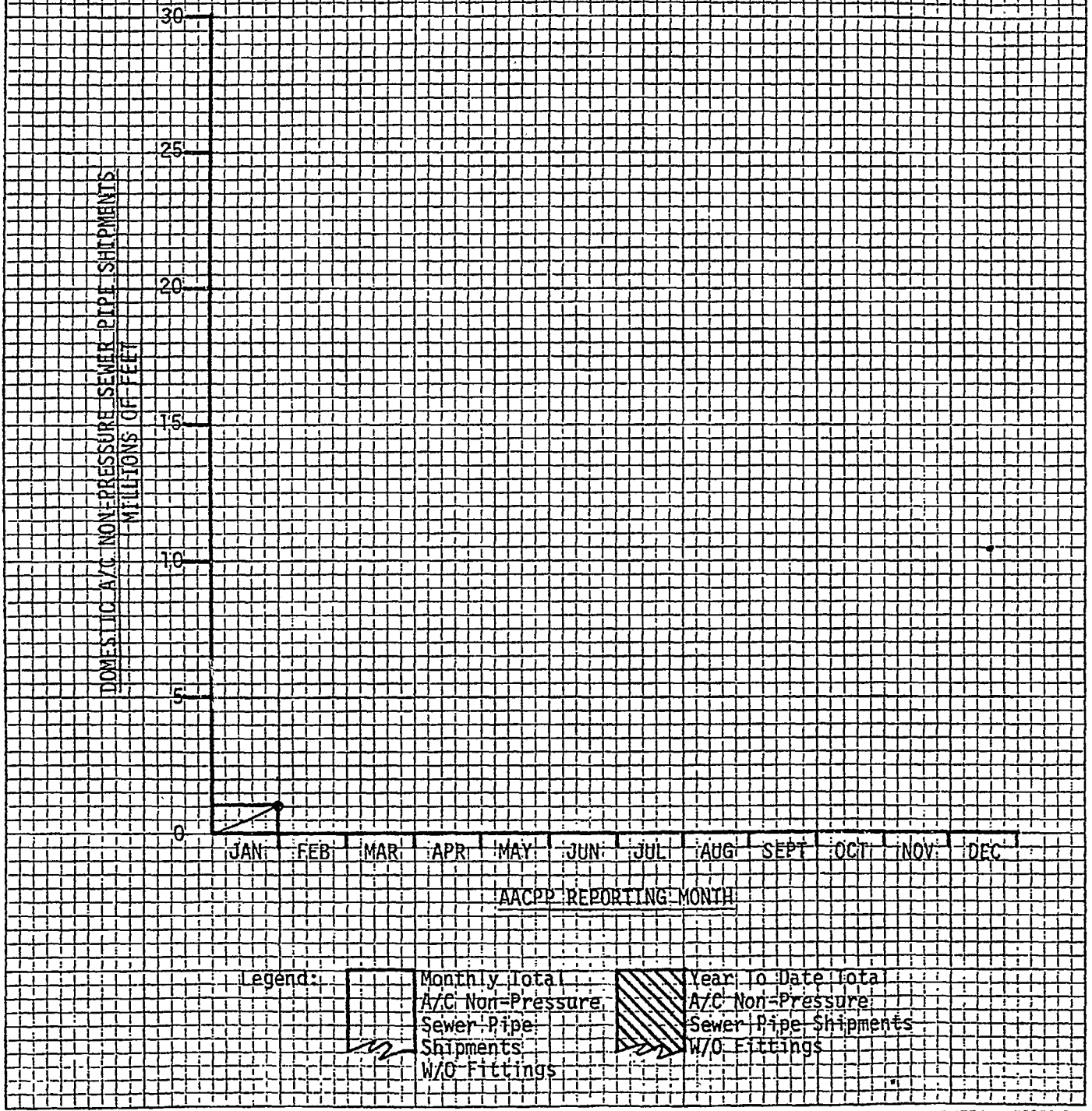

K&E 12 5705
10 X 10 TO THE INCH
KEUFFEL & ESSER CO.
MADE IN U.S.A.

CAPCO JEN 0024207

A/C PIPE PRODUCERS ASSOCIATION
SUITE 1113, 1875 CONNECTICUT AVENUE, N.W.
WASHINGTON, D.C. 20009

-CONFIDENTIAL-

SUMMARY SHEET
DOMESTIC A/C NON-PRESSURE SEWER PIPE SHIPMENTS
1975

AACPP REPORTING MONTH

	Jan.	Feb.	Mar.	Apr.	May	June	July	Aug.	Sept.	Oct.	Nov.	Dec.	Year
1. Footage - Ft. x 10^3	1,073												
2. Percent By Class													
Class 1500	27.59												
Class 2400	49.39												
Class 3300	19.39												
Class 4000	2.14												
Class 5000	1.49												
3. Percent By Size													
4 Inch	24.14												
5 Inch	5.31												
6 Inch	13.70												
8 Inch	35.79												
10 Inch	7.92												
12 Inch	3.73												
14-36 Inch	9.41												
4. Percent By Region													
Northeast	13.05												
Middle Atlantic	40.73												
E.N. Central	4.85												
W.N. Central	0.56												
South Atlantic	13.51												
E.S. Central	0.00												
W.S. Central	1.49												
Mountain	7.74												
Pacific	18.08												

(over)

CAPCO JEN 0024208

A/C PIPE PRODUCERS ASSOCIATION
SUITE 1113, 1875 CONNECTICUT AVENUE, N.W.
WASHINGTON, D.C. 20009

-CONFIDENTIAL-

SUMMARY SHEET
DOMESTIC A/C NON-PRESSURE SEWER PIPE SHIPMENTS
1975

AACPP REPORTING MONTH

	Jan.	Feb.	Mar.	Apr.	May	June	July	Aug.	Sept.	Oct.	Nov.	Dec.	Year
5. Tonnage - Tons													
Gross Aggregate[1]	51,442												
Total	10,251												
Equivalent	7,961												
Total - %[2]	19.93												
Equivalent - %[2]	15.48												
Total/Equivalent	1.29												
6. Shipment Ratios Without Fittings													
Average Tons/Ft.	0.0074												
Average Lbs./Ft.	14.84												
Average Ft./Ton	134.78												

NOTES: 1. GROSS AGGREGATE TONNAGE means total monthly tonnage of all domestic A/C pipe shipments.

2. Percentage (%) based on GROSS AGGREGATE TONNAGE equaling 100%.

CAPCO JEN 0024209