ANACONDA COPPER MINING COMPANY - GREAT FALL
SUMMARY OF TREATMENT AND RETURNABLE CONTENTS - U. S. SMELTING, REFINI
FEBRUARY - 1950

	DRY WEIGHT POUNDS	ZINC POUNDS TREATED	ZINC POUNDS RETURNABLE	POUNDS LEAD	POUNDS COPPER	OUNCES SILVER	OUNCES GOLD	TOLL CHARGES
-								
LE	9,309,877	4,833,866	4,249,741	675,580	93,099	30,473.04	439.607	$ 149,985
ALLS -								
RIDE	432,204	235,335	206,697	10,200	6,554	2,178.84	37.170	7,031
TOTAL	9,742,081	5,069,201	4,456,438	685,780	99,653	32,651.88	476.777	$ 157,017
			SUMMARY OF TREATMENT AND RETURNABLE CONTENTS - COMBINED METALS REDUC					
ALLS -								
TON	2,466,295	1,236,917	989,534	106,038	7,021	18,067.18	39.761	$ 34,33
ALLS -								
E	3,650,408	1,953,297	1,562,638	62,654	22,319	8,321.83	61.987	50,37
iciency in Tonnage								3,05
TOTAL	6,116,703	3,190,214	2,552,172	168,692	29,340	26,389.01	101.748	$ 87,76
			SUMMARY OF TREATMENT AND RETURNABLE CONTENTS - FEDERAL MINING & SME					
A -								
AL	6,035,187	3,220,464	2,777,913	146,360	9,656	9,893.46	23.515	$ 101,22
			SUMMARY OF TREATMENT AND RETURNABLE CONTENTS - INTERNATIONAL MINERA					
ALLS -								
S DODGE	3,520,396	1,804,100	1,563,242	175,150	31,696	9,083.00	35.354	$ 61,22
ALLS -								
S DODGE - TOLL ZINC								
IET DUE	6,409,018	3,450,184	3,000,000	221,329	53,696	14,523.00	67.759	97,0
TOTAL	9,929,414	5,254,284	4,563,242	396,479	85,392	23,606.00	103.113	$ 158,2
			SUMMARY OF TREATMENT AND RETURNABLE CONTENTS - AMERICAN ZINC COMPA					
ALLS -								
CKEILLE	793,112	472,565	406,406	10,702	714			$ 13,1
ALLS -								
INE	1,049,917	637,961	548,647	14,593	982			17,4
TOTAL	1,843,029	1,110,526	955,053	25,295	1,696			$ 30,6
			SUMMARY OF TREATMENT AND RETURNABLE CONTENTS - PHILLIPP BROTHERS,					
LO -								
DA			131					
LO -								
FALLS	1,339,812	694,536	585,435	13,033	9,635	5,797.78	14.511	$ 25,1
TOTAL	1,339,812	694,536	585,324	13,033	9,635	5,797.78	14.511	$ 25,1
			SUMMARY OF TREATMENT AND RETURNABLE CONTENTS - GENERAL SERVICES A					
ALLS -								
LLO	5,349,695	2,712,079	2,395,570	115,987	46,404	8,501.00	32.916	$ 102,
A -								
NE - IDAHO	4,287,551	1,642,846	1,418,907	657,720	6,002	21,070.26	33.165	72,
A -								
	7,666,526	3,859,391	3,264,969	247,974	11,500	10,298.72	33.448	144,
A								
R HILL - ADJUSTMENT		150	4,883	49		24.21	.121	
R -								
- ADJUSTMENT		733		174		12.20	.426	
TOTAL	17,303,772	8,215,199	7,084,329	1,021,904	63,906	39,906.39	100.086	$ 319

PNYC 00012158

DA COPPER MINING COMPANY - GREAT FALLS REDUCTION DEPARTMENT
BLE CONTENTS - U. S. SMELTING, REFINING AND MINING COMPANY - ZINC CONCENTRATES TREATED ON TOLL
FEBRUARY - 1950

(8)

UNDS UPPER	OUNCES SILVER	OUNCES GOLD	TOLL CHARGES	FREIGHT	ADDITIONAL TOLL DUE TO INCREASED TREATMENT CHARGE OF RESIDUE	SPECIAL HIGH GRADE	UNPIKE	UNLOADING CHARGE	GROSS CHARGES	RESIDUE METALS PAID FOR
,099	30,473.04	439,607	$ 149,985.22	$ 33,603.74	$ 506.10	$ 2,232.70	$ 183.00		$ 186,510.76	$ 67,085.62
,554	2,178.84	37.170	7,031.96	3,561.92	23.38		36.00	$ 25.00	10,680.38	2,644.98
,653	32,651.88	476.777	$ 157,017.18	$ 37,167.66	$ 529.60	$ 2,232.70	$ 219.00	$ 25.00	$ 197,191.14	$ 69,730.60

ABLE CONTENTS - COMBINED METALS REDUCTION COMPANY - ZINC CONCENTRATES TREATED ON TOLL

,021	18,067.18	39.761	$ 34,339.84	$ 9,262.33	$ 802.22	$ 8,038.41	$ 26.00	$ 52,468.80	$ 22,601.32
2,319	8,321.83	61.987	90,371.39 3,058.00	17,367.76	1,187.41	12.00		88,958.34 3,058.00	17,210.67
,340	26,389.01	101.748	$ 87,769.23	$ 26,630.09	$ 1,989.63	$ 8,038.41	$ 38.00	$ 124,465.34	$ 39,811.99

ABLE CONTENTS - FEDERAL MINING & SMELTING COMPANY - ZINC CONCENTRATES TREATED ON TOLL

9,656	9,893.46	23.515	$ 101,223.51	$ 17,608.20	$ 1,065.22	$ 20.00	$ 119,916.93	$ 10,955.45

ABLE CONTENTS - INTERNATIONAL MINERALS AND METALS CORPORATION - ZINC CONCENTRATES TREATED ON TOLL

1,696	9,085.00	35.354	$ 61,220.31	$ 31,755.85	$ 847.84	$ 42.00		$ 93,866.00	$ 25,735.12
3,696	14,523.00	67.759	97,060.53	59,089.84	1,578.24	62.00		157,790.61	
5,392	23,608.00	103.113	$ 158,280.84	$ 90,845.69	$ 2,426.08	$ 104.00		$ 251,656.61	$ 25,735.12

ABLE CONTENTS - AMERICAN ZINC COMPANY OF ILLINOIS - ZINC CONCENTRATES TREATED ON TOLL

714			$ 13,147.10	$ 3,424.30				$ 16,571.40	
982			17,479.45	4,570.34				22,049.79	
1,696			$ 30,626.55	$ 7,994.64				$ 38,621.19	

ABLE CONTENTS - PHILLIPP BROTHERS, INC. - ZINC CONCENTRATES TREATED ON TOLL

PNYC 00012159

9,635	5,797.78	14.511	$ 25,811.80	$ 1,187.85		$ 51.50	$ 165.00	$ 27,214.15	$ 2,061.31
9,635	5,797.78	14.511	$ 25,811.80	$ 1,187.85		$ 51.50	$ 165.00	$ 27,214.15	$ 2,061.31

ABLE CONTENTS - GENERAL SERVICES ADMINISTRATION, BUREAU OF FEDERAL SUPPLY - ZINC CONCENTRATES TREATED ON TOLL

46,404	8,501.00	32.916	$ 102,156.76	$ 2,619.21	$ 136.00		$ 104,911.97	$ 5,654.96
6,002	21,670.26	33.165	72,885.00	2,099.18	77.00		75,061.18	49,317.57
11,500	10,296.72	33.448	144,639.85	3,753.52	90.00		148,483.37	6,701.07
	24.21	.121	11.14				11.14	14.04
	12.20	.436	47.07			3.00	4.07	20.33
				$ 8,471.91	$ 310.00		$ 328,521.73	$ 61,708.57

ANACONDA COPPER MINING COMPANY - GREAT FALLS REDUCTION DEPARTMENT
SUMMARY OF TREATMENT AND RETURNABLE CONTENTS - AMERICAN ZINC COMPANY OF
CADMIUM IN ZINC CONCENTRATES TREATED ON TOLL
FEBRUARY - 1950

	DRY WEIGHT POUNDS	P TREAT
ANACONDA - FRESNILLO	4,424,342	23,73

ANACONDA COPPER MINING COMPANY - GREAT FALLS REDUCTION DEPARTMENT
SUMMARY OF TREATMENT AND RETURNABLE CONTENTS - INTERNATIONAL MINERALS AND I
CADMIUM IN ZINC CONCENTRATES TREATED ON TOLL
FEBRUARY - 1950

GREAT FALLS - PHELPS DODGE	10,028,217	35,06

ANACONDA COPPER MINING COMPANY - GREAT FALLS REDUCTION DEPARTMENT
SUMMARY OF TREATMENT AND RETURNABLE METALS - FEDERAL MINING AND SMELTIN
CADMIUM IN ZINC CONCENTRATES TREATED ON TOLL
FEBRUARY - 1950

ANACONDA - FEDERAL	6,747,879	23,55
GREAT FALLS - MIKE HORSE	325,829	97
GRAND TOTAL	7,073,708	24,53

ANACONDA COPPER MINING COMPANY - GREAT FALLS REDUCTION DEPARTMENT
SUMMARY OF TREATMENT AND RETURNABLE CONTENTS - PHILIPP BROTHERS, IN
CADMIUM IN ZINC CONCENTRATES TREATED ON TOLL
FEBRUARY - 1950

ANACONDA - FRESNILLO	824,678	4,52
GREAT FALLS - FRESNILLO	7,605,778	42,14
GRAND TOTAL	8,430,456	46,66

ANACONDA COPPER MINING COMPANY - GREAT FALLS REDUCTION DEPARTMENT
SUMMARY OF TREATMENT AND RETURNABLE CONTENTS - UNITED STATES SMELTING, REFIN
CADMIUM IN ZINC CONCENTRATES TREATED ON TOLL
FEBRUARY - 1950

ANACONDA - MIDVALE	8,345,437	22,82
GREAT FALLS - TELLURIDE	681,011	1,47
GRAND TOTAL	9,026,448	24,30

ANACONDA COPPER MINING COMPANY - GREAT FALLS REDUCTION DEPARTMENT
SUMMARY OF TREATMENT AND RETURNABLE CONTENTS - GENERAL SERVICES ADMINISTRATION, WAS
CADMIUM IN ZINC CONCENTRATES TREATED ON TOLL
FEBRUARY - 1950

GREAT FALLS - AMARILLO	10,040,481	15,30
ANACONDA - SPOKANE-IDAHO	3,043,512	3,75
ANACONDA - STAR	1,742,241	5,43
ANACONDA - BUNKER HILL	1,687,557	3,68
GRAND TOTAL	16,513,831	28,17

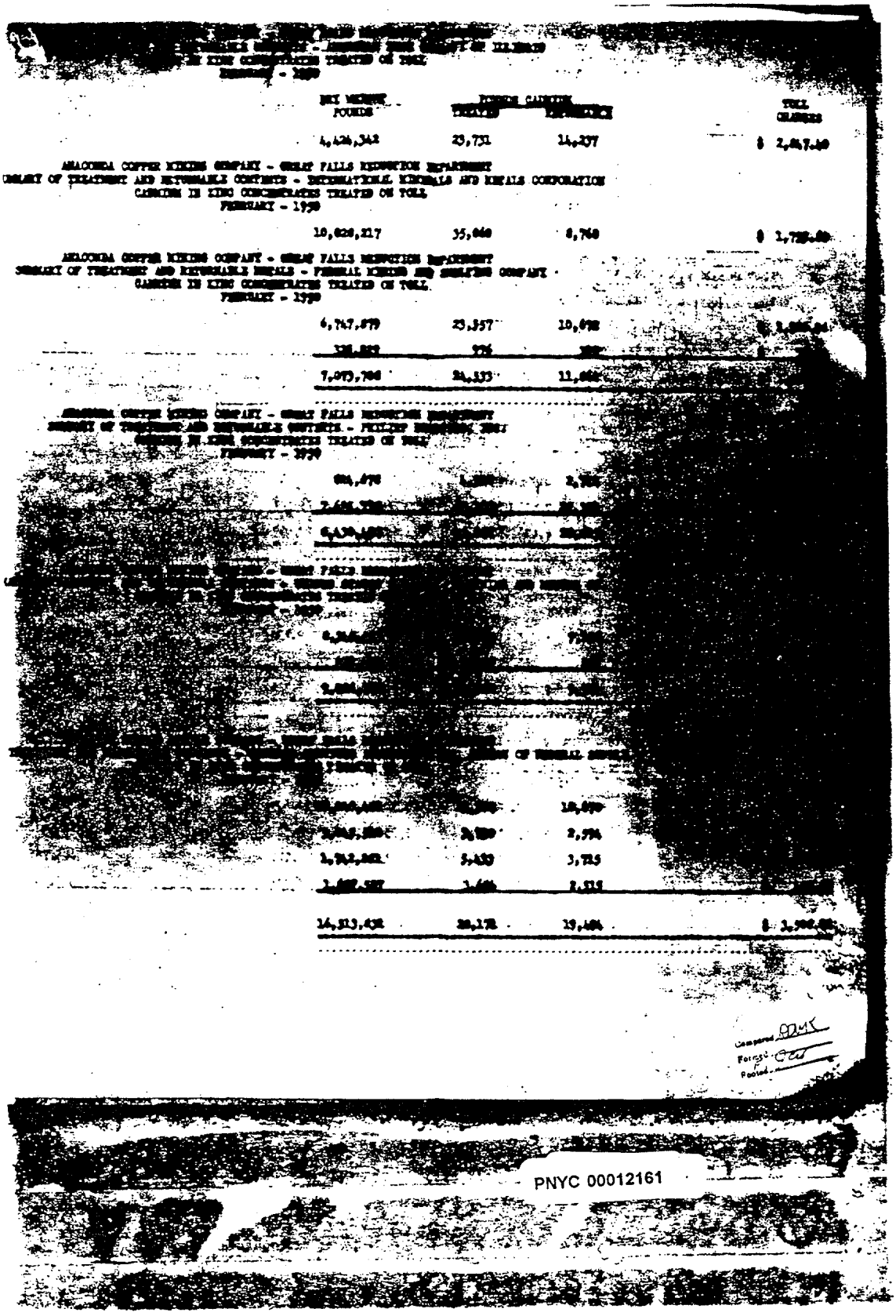

PNYC 00012161



PNYC 00012162

ANACONDA COPPER MINING COMPANY - SLAG TREATING PLANT - EAST HELENA, MON

FEBRUARY - 1950

STATEMENT OF TREATMENT, PRODUCTION AND COST AT THE SLAG TREATING PLAN

TREATMENT	Dry Tons	Purchase Cost	Reduction Expense	Total Cost
In Hand February 1, 1950	None			
RECEIPTS				
Slag - Helena - From A.S.& R. Co.	16,626.01	$ [illegible]		$ [illegible]
Slag - Cold - From A.S.& R. Co.	1,275.27	5,[illegible].50		5,[illegible]
REDUCTION EXPENSE				
Slag Treating Plant - Operating			$ 34,309.06	34,309.[illegible]
In Hand February 28, 1950	None			
TOTAL RECEIPTS - TREATED	17,901.28	$ [illegible]	$ [illegible]	$ [illegible]
PRODUCTION				
In Hand February 28, 1950				
Slag Lower Pans	698.17	$ [illegible]	$ [illegible]	$ [illegible]
SHIPMENTS				
Zinc to Electrolytic Zinc Plant, Great Falls	2,[illegible].21	[illegible]	[illegible]	[illegible]
Zinc to American Cement Corp., Chicago, Illinois	1[illegible].25	[illegible]	[illegible]	[illegible]
Zinc to Eagle Picher Company, Salem, Kansas	[illegible].97	[illegible]	[illegible]	[illegible]
Zinc to Cherokee Smelting and Mining Co., Coffeyville, Kansas	[illegible].55	[illegible]	[illegible]	[illegible]
Zinc to Local Sales	[illegible]	[illegible]	[illegible]	[illegible]
TOTAL	3,566.00	$ [illegible]	$ [illegible]	$ [illegible]
TOTAL	4,[illegible].17	$ [illegible]	$ [illegible]	$ [illegible]
In Hand February 1, 1950				
Slag Lower Pans	[illegible]	[illegible]	[illegible]	[illegible]
PRODUCTION	[illegible]	$ [illegible]	$ [illegible]	$ [illegible]
Loss or Gain				
Per Cent Recovery				
Pounds Zinc Recovered			[illegible]	
Cost Per Pound of Zinc Produced		[illegible]	[illegible]	[illegible]

ACTUAL VALUE OF ZINC SALES

To American Cement Corporation	$ 20,00[illegible].97
To Eagle Picher Company	31,119.25
To Cherokee Smelting and Mining Company	24,045.99
To Local Sales	775.00

(8)

[illegible] - SLAG TREATING PLANT - [illegible], [illegible]

[illegible] - [illegible]

STATEMENT OF TREATMENT, [illegible] AND COST AT THE SLAG TREATING PLANT

Day Time	Purchase Cost	Reduction Expense	Total Cost	[illegible] Pounds	[illegible] Pounds	[illegible] Ounces
[illegible]						
[illegible]	[illegible]		[illegible]	[illegible]	[illegible]	
		[illegible]	[illegible]			
[illegible]						
[illegible]	[illegible]	[illegible]	[illegible]	[illegible]	[illegible]	
[illegible]	[illegible]	[illegible]	[illegible]	[illegible]		
[illegible]	[illegible]	[illegible]	[illegible]	[illegible]		
[illegible]	[illegible]	[illegible]	[illegible]	[illegible]		
[illegible]	[illegible]	[illegible]	[illegible]	[illegible]		
[illegible]	[illegible]	[illegible]	[illegible]	[illegible]		
		[illegible]				
	[illegible]	[illegible]	[illegible]			

[illegible]

Compared [illegible]

Formed [illegible]

PNYC 00012164

A N A C O N D A C O P P E R M I N I N G C O M P A N Y

ELECTROLYTIC ZINC PLANT - ANACONDA REDUCTION WORKS AND GREAT FALLS REDUCTION DE

CASE OF TREATMENT AND PRODUCTION

JANUARY - 1900

MATERIAL RECEIVED	Tons Dry Weight	Mining or Purchase Cost
BUTTE HILL MINES:		
Anselmo Shaft	5,481.81	$ 415,797.80
Orphan Girl	-	10,048.48
Alice Shaft		2,583.11
Badger State Shaft		24,573.05
Kla Orlu Shaft		4,607.07
Leonard Shaft	26.51	1,130.75
Lexington Shaft		8,973.39
Pewlis Shaft		2,390.79
Travona Shaft - Sulphide Concentrates	237.48	19,295.99
TOTAL BUTTE HILL MINES	5,715.80	$ 488,982.37
BUTTE HILL DUMP ORE - ZINC		
Lexington	1,547.87	$ 104,583.61
Leonard Mine:		
Zinc Sulphide Concts.-Zinc	1,781.55	115,974.57
A. C. M. Co. - Darwin	854.49	41,234.98
American Zinc Co. of Illinois - Carey	48.78	2,109.05
Sunset Lease	344.84	13,958.88
Clayton Silver Mines	84.11	3,888.84
International Smelting & Refining Co. - Tooele Concts.	198.78	13,978.97
Zinc Mining Slag Treating Plant - Bag House Fume	2,798.88	128,548.14
International Smelting & Refining Co. - Tooele Bag House Fume	48.76	86,388.89
Purchased Lead - For Casting	13.78	4,187.88
Purchased Lead - For Leaching	14.88	2,888.88
TOTAL	7,884.88	$ 488,888.17
AMERICAN ZINC CO. OF ILLINOIS - TOLL		
Excelsior	888.84	
Post Oroible	888.84	
Prunelle - Adj.	-	$ 84.88
CONSOLIDATED METALS REDUCTION COMPANY - TOLL		
Stockton	1,888.18	81,888.88
Piche	1,888.88	11,887.88
GENERAL MINING AND SMELTING COMPANY - TOLL		
Federal - Wallace	8,818.88	8,188.71
INTERNATIONAL MINERALS & METALS CORP. - TOLL		
Eagle Badge	8,888.88	88,887.88
MILLSOP BROKERS, INC. - TOLL		
Prunelle	888.88	8,888.88
U.S. SMELTING, REFINING & MINING CO. - TOLL		
Hidvale	4,884.84	88,888.88
Tallapoosa	814.18	8,888.18
GENERAL REVENUE ADMINISTRATION -		
BUREAU OF MINERAL SUPPLY - TOLL		
Starr (Contract 2881-Ga-18888)	5,888.88	7,788.84
Amarillo	8,888.88	6,888.17
Eagle - Adj.	-	18.82
Spokane-Stiner	8,148.78	88,888.88
Bunker Hill - Adj.		284.88
TOTAL TOLL	88,888.88	$ 818,888.88
TOTAL	88,881.11	$1,188,188.84
TOTAL CARRIED FORWARD	88,881.11	$1,188,188.84

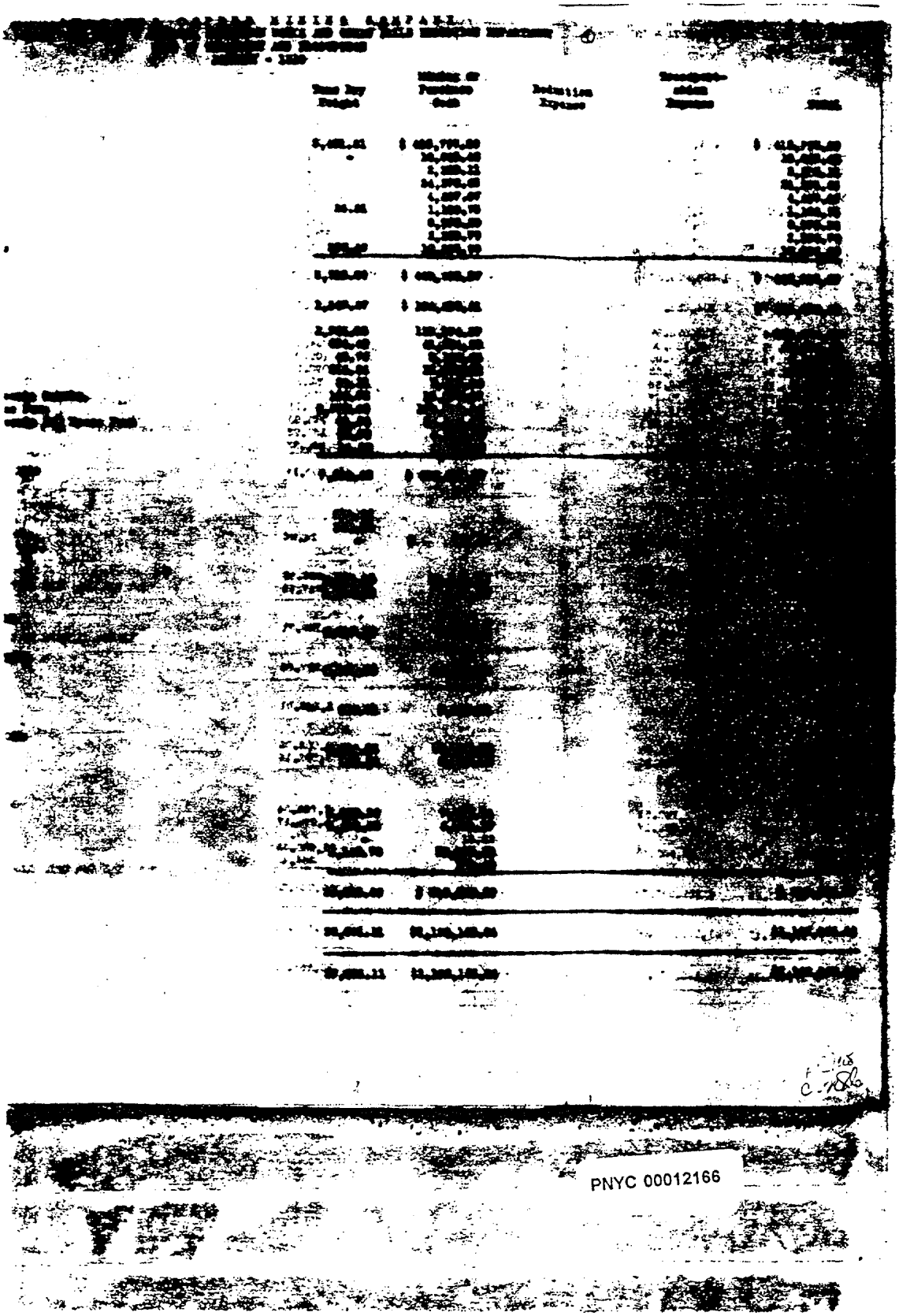

PNYC 00012166

A N A C O N D A C O P P E R M I N I N G C O M P A N Y
ELECTROLYTIC ZINC PLANT - ANACONDA REDUCTION WORKS AND GREAT FALLS REDUCTION DEPARTM
COST OF TREATMENT AND PRODUCTION
JANUARY - 1950

MATERIAL RECEIVED (CONTINUED)	Tons Dry Weight	Mining or Purchase Cost	
TOTAL BROUGHT FORWARD	39,291.11	$ 1,198,163.04	
Ore and Concentrate Purchase Expense			$
Anaconda Reduction Works-Freight Claims Recovered			
Anaconda Reduction Works-Freight Differential			
Anaconda Reduction Works			17
Great Falls Reduction Department			24
Anaconda & Great Falls Redn. Depts.-Electrolyzing & Casting			64
Great Falls Reduction Department - Cadmium Plant Expense			1
TOTAL MATERIAL RECEIVED AND EXPENDITURES	39,291.11	$ 1,198,163.04	$ 1,14
ADD: On Hand and In Process: January 1st, 1950 Equivalent of Original Material	[illegible]	[illegible]	1
TOTAL	51,697.38	$ 2,008,318.84	$ 1,31
LESS: On Hand and In Process: January 31st, 1950 Equivalent of Original Material	50,781.78	$ 896,848.97	$ 1
TOTAL EXPENSE	40,915.60	$ 1,111,469.87	$ 1,0
LESS: TOLL ZINC			
AMERICAN ZINC COMPANY OF ILLINOIS	1,714.26		
COMBINED METALS REDUCTION COMPANY	4,068.06		1
GENERAL MINING AND SMELTING COMPANY	3,284.69		1
INTERNATIONAL MINERALS & METALS CORP.-"TOLL ZINC NOT YET DUE"	2,000.13		
INTERNATIONAL MINERALS & METALS CORP.	1,728.69		
PHILIPP BROTHERS, INC.	[illegible]		
U.S. SMELTING, REFINING & MINING CO.	4,215.25		1
GENERAL SERVICES ADMINISTRATION - BUREAU OF FEDERAL SUPPLY	[illegible]		1
TOTAL TOLL	[illegible]	$	$
TOTAL	[illegible]	$ 1,111,469.87	$
Less Value of By-Products			
NET EXPENSE			

	ZINC
Net Slabs Produced	[illegible]
LESS: TOLL ZINC	
AMERICAN ZINC COMPANY OF ILLINOIS	1,706,711
COMBINED METALS REDUCTION COMPANY	4,068,606
GENERAL MINING AND SMELTING COMPANY	3,268,688
INTERNATIONAL MINERALS & METALS CORP.-"TOLL ZINC NOT YET DUE"	3,000,000
INTERNATIONAL MINERALS & METALS CORP.	1,618,846
PHILIPP BROTHERS, INC.	14,756
U.S. SMELTING, REFINING & MINING CO.	4,218,649
GENERAL SERVICES ADMINISTRATION - BUREAU OF FEDERAL SUPPLY	6,788,040
TOTAL TOLL	35,660,314
NET SLABS PRODUCED - COMPANY	10,947,495

Net Cost per Pound of Zinc 4.2754¢

PNYC 00012167

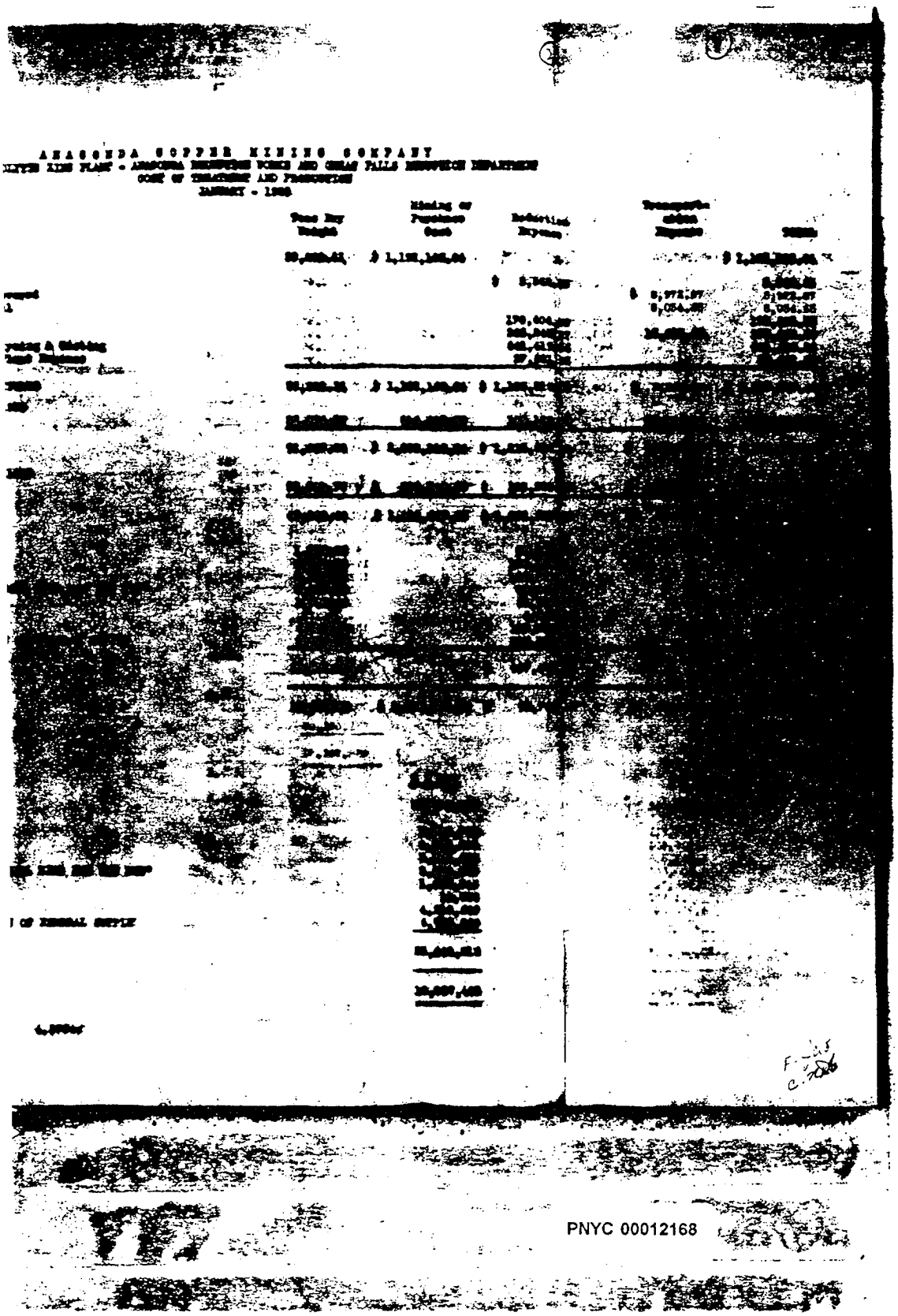

PNYC 00012168

ANACONDA COPPER MINING COMPANY

ELECTROLYTIC ZINC PLANT - ANACONDA REDUCTION WORKS AND GREAT FALLS REDUCTION

TREATMENT, PRODUCTION AND LOSSES

JANUARY - 1960

MATERIAL RECEIVED	Tons Dry Weight	ZINC Pounds	R
BUTTE HILL MINES:			
Anselmo Shaft	5,461.81	5,124,444	42
Leonard Shaft	26.51	30,927	
Travona Shaft - Sulphide Concentrates	297.48	308,694	4
TOTAL BUTTE HILL MINES	5,715.80	5,364,089	54
BUTTE HILL DUMP ORE - ZINC:			
Lexington	1,947.97	1,898,887	20
Leased Mines:			
Rees Sulphide Concts. - Zinc	1,761.83	1,709,185	25
A. C. M. Co. - Darvin	694.40	663,694	2
American Zinc Co. of Illinois - Carey	45.75	43,881	
Summit Lead	344.84	324,941	
Clayton Silver Mines	94.11	86,278	
International Smelting & Refining Co. - Tooele Concts.	188.78	221,213	
East Helena Slag Treating Plant - Bag House Fume	2,758.89	2,821,394	31
International Smelting & Refining Co. - Tooele Bag House Fume	45.75	-	
Purchased Lead - For Casting	12.79	27,971	
Purchased Lead - For Leaching	14.98		
TOTAL	7,954.65	8,288,897	81
AMERICAN ZINC CO. OF ILLINOIS - TOLL			
Metaline	594.95	687,988	
Pend Oreille	398.89	449,892	4
Bruncilo - Adj.	-	8,255	
CHEMICAL METALS RECEPTION COMPANY - TOLL			
Stockton	1,888.88	1,888,888	20
Piesha	1,888.88	1,981,988	8
GENERAL MINERAL & SMELTING COMPANY - TOLL			
Federal - Balance	2,817.88	2,856,488	14
INTERNATIONAL MINERALS & METALS CORP. - TOLL			
Mulga Bulge	2,888.89	2,888,879	44
MIDLAND REFINING, INC. - TOLL			
Bruncilo	888.92	788,148	1
U.S. SMELTING, REFINING & MINING CO. - TOLL			
Midvale	4,884.94	4,888,888	37
Tellurides	214.18	884,888	4
GENERAL SERVICES ADMINISTRATION - BUREAU OF GENERAL SUPPLY - TOLL			
Shaw (Contract GSA-GS-14028)	2,888.88	2,848,784	28
Amarillo	2,874.88	2,741,881	11
Basin - Adj.	-	256	
Spokane-Idaho	2,148.78	1,888,898	8
Dunton Bill - Adj.	-	8,887	
TOTAL TOLL	26,280.89	24,788,814	2,88
TOTAL	39,981.11	40,306,178	4,08
TOTAL CARRIED FORWARD	39,981.11	40,306,178	4,008



PNYC 00012170

A N A C O N D A C O P P E R M I N I N G C O M P A N Y
ELECTROLYTIC ZINC PLANT - ANACONDA REDUCTION WORKS AND GREAT FALLS REDUCTION DE
TREATMENT, PRODUCTION AND LOSSES
JANUARY - 1950

	Tons Dry Weight	ZINC Pounds	LEA Pou
MATERIAL RECEIVED (CONTINUED)			
BROUGHT FORWARD	39,291.11	40,305,178	4,005,[illegible]
TOTAL RECEIPTS	39,291.11	40,305,178	4,005,[illegible]
ADD: On Hand and In Process: January 1st, 1950 Equivalent of Original Material	52,376.27	47,593,457	4,408,[illegible]
TOTAL	91,667.38	87,908,615	8,414,[illegible]
LESS: On Hand and In Process: January 31st, 1950 Equivalent of Original Material	50,701.78	40,[illegible],952	4,400,[illegible]
TOTAL TREATMENT	40,965.60	42,[illegible]	4,0[illegible]
LESS: TOLL ZINC			
AMERICAN ZINC COMPANY OF ILLINOIS	1,716.25	2,[illegible]	
COMBINED METALS REDUCTION COMPANY	6,001.06	4,[illegible]	
FEDERAL MINING AND SMELTING COMPANY	3,[illegible]	3,[illegible]	
INTERNATIONAL MINERALS & METALS CORP. - "TOLL ZINC NOT YET DUE"	3,270.19	2,[illegible]	
INTERNATIONAL MINERALS & METALS CORP.	1,7[illegible].40	1,[illegible]	
PHILIPP BROTHERS, INC.	-	7,615	
U.S. SMELTING, REFINING & MINING CO.	4,[illegible]	4,[illegible]	
GENERAL SERVICES ADMINISTRATION - BUREAU OF FEDERAL SUPPLY	8,[illegible]	7,[illegible]	
TOTAL TOLL	28,991.[illegible]	30,[illegible]	
NET TREATMENT	11,974.[illegible]	12,[illegible]	4,[illegible]
Net Slabs Produced - Company		10,[illegible]	
Net Slabs Produced - Toll			
AMERICAN ZINC COMPANY OF ILLINOIS		1,[illegible]	
COMBINED METALS REDUCTION COMPANY		4,[illegible]	
FEDERAL MINING & SMELTING COMPANY		3,[illegible]	
INTERNATIONAL MINERALS & METALS CORP.-"TOLL ZINC NOT YET DUE"		5,[illegible]	
INTERNATIONAL MINERALS & METALS CORP.		1,[illegible]	
PHILIPP BROTHERS, INC.		14,[illegible]	
U.S. SMELTING, REFINING & MINING CO.		4,[illegible]	
GENERAL SERVICES ADMINISTRATION - BUREAU OF FEDERAL SUPPLY		4,[illegible]	
CARBONS PRODUCED:			
Company		[illegible]	
Toll:			
AMERICAN ZINC CO. OF ILLINOIS		12,[illegible]	
FEDERAL MINING & SMELTING CO.		13,[illegible]	
INTERNATIONAL MINERALS & METALS CORP.		8,[illegible]	
PHILIPP BROTHERS, INC.		34,[illegible]	
U.S. SMELTING, REFINING & MINING CO.		9,[illegible]	
GENERAL SERVICES ADMINISTRATION - BUREAU OF FEDERAL SUPPLY		34,[illegible]	
Zinc in Dross Produced		-	
Zinc in Oxide Produced		-	
Zinc in Sulphate Solution Produced		11,[illegible]	
TOTAL ZINC PRODUCED		36,619,159	
Zinc Residue & Purification Copper Residue Produced			3,5[illegible]
Losses		5,474,524	4[illegible]
Per Cent Recovery		86.994%	[illegible]

PNYC 00012171

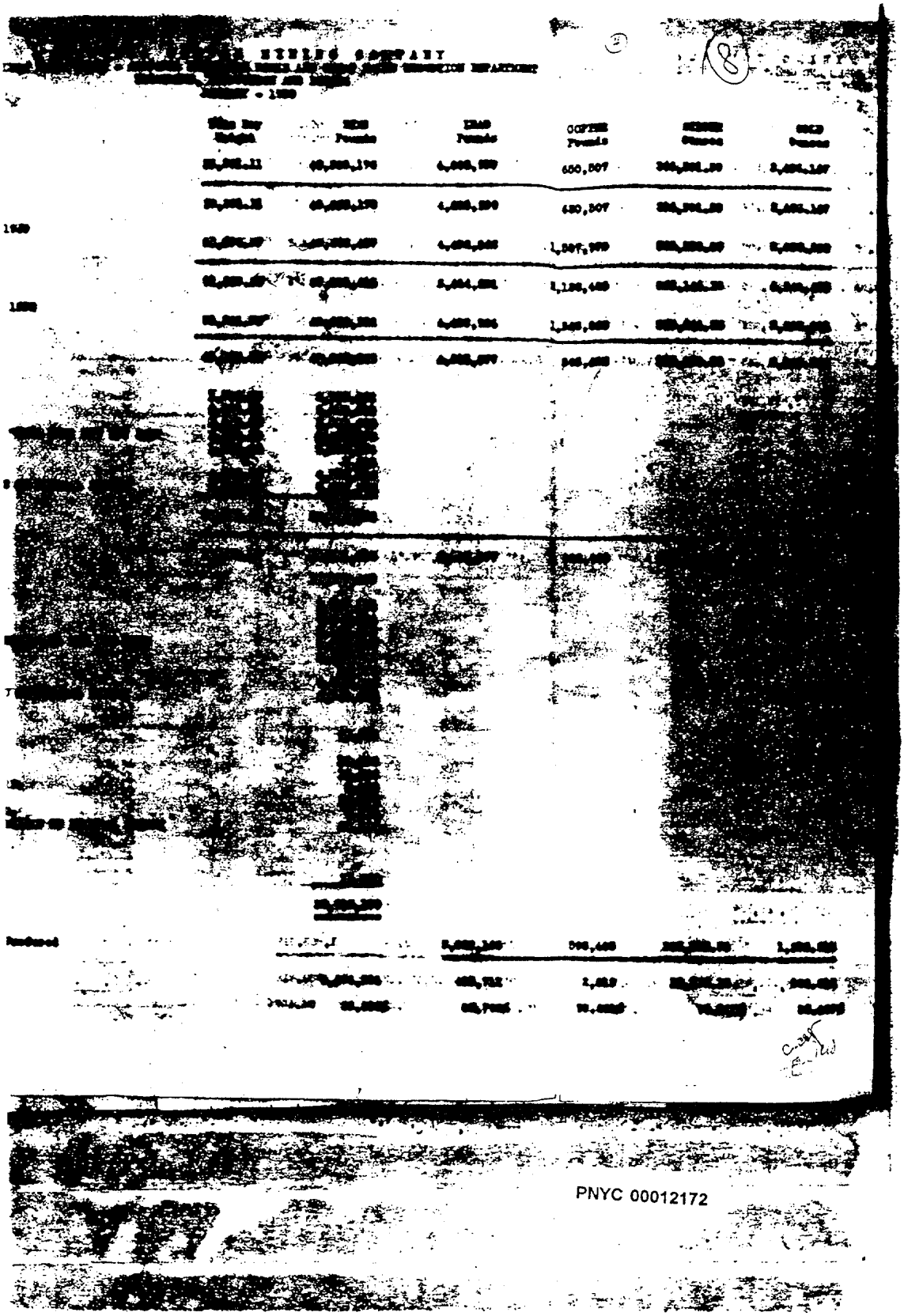

PNYC 00012172

ANACONDA COPPER MINING COMPANY
ANACONDA AND GREAT FALLS ZINC PLANT INVENTORY
ON HAND AND IN PROCESS - EQUIVALENT OF ORIGINAL MATERIAL
JANUARY 31ST, 1950

	Tons Dry Weight	Reduction Expense	Transportation Expense	Mining or Purchase Expense	ZINC Pounds
IN STOCK PILE					
ORIGINAL MATERIAL					
...NDA ZINC CONCENTRATES:					
...Hill Mine - Anselmo Shaft	1,973.26			$ 105,116.07	1,867,580
...ASED ZINC CONCENTRATES:					
...M. Co. - Darwin	1,280.50			68,306.85	1,356,000
...con	57.63			3,056.55	61,894
...w Mines - Victor	51.56			2,598.08	48,055
...L. Smelting & Refining Co. - Tooele	740.89			40,464.54	830,244
...r Knapp Co. - Manganese Tailings	366.14			-	-
...sean Zinc Co. of Illinois - Ouray	96.48			5,183.45	104,203
TOTAL	2,593.20	$ 615.70	$ 4,618.87	$ 119,608.47	2,400,396
TOTAL ORIGINAL MATERIAL IN STOCK PILE	4,566.46	$ 615.70	$ 4,618.87	$ 224,724.54	4,267,976
ORIGINAL MATERIAL					
...NDA ZINC CONCENTRATES:					
...e Hill Mine - Anselmo Shaft	921.91			$ 49,300.85	836,827
- Orphan Girl Shaft	85.13			3,580.38	94,456
TOTAL	1,007.04	-	$ 1,323.76	$ 52,881.23	931,283
...KER FUME:					
...Helena Bag House Fume	136.90			$ 5,939.50	176,741
...L. Smelting & Refining Co. - Tooele	41.76			55,923.80	-
TOTAL	178.66	-	$ 299.68	$ 61,863.30	176,741
...ZINC CONCENTRATES:					
...sean Zinc Co. of Illinois - Metaline	45.65			-	54,229
...ined Metals Reduction Co. - Stockton	273.43			3,079.13	274,770
- Piesbe	297.84			1,339.33	320,062
...L. Minerals & Metals Corp.-Phelps Dodge	403.39			2,606.12	422,000
...Smelting Refining & Mining Co. - Midvale	97.71			1,160.64	101,639
...el Mining & Smelting Company - Wallace	578.99			716.95	611,143
...L. - B. F. S. - Amarillo	262.51			334.99	269,052
- Star	90.70			110.38	92,365
TOTAL	2,050.68	$ 612.57	-	$ 9,351.54	2,145,440
TOTAL ORIGINAL MATERIAL IN PLANT	7,802.18	$ 1,228.27	$ 6,242.31	$ 348,760.61	7,523,440
PROCESS MATERIAL					
...NDA ZINC CONCENTRATES:					
...e Hill Mine - Anselmo Shaft	4,327.38			$ 209,080.64	3,813,104
- Orphan Girl Shaft	136.20			5,693.24	149,496
- Leadington Dump Ore	103.73			5,882.23	86,888
TOTAL	4,567.31	$ 15,272.61	$ 8,701.49	$ 220,656.11	4,049,488
...NDA ZINC CONCENTRATES - EXCESS RESIDUE METALS:					
...e Hill Mine - Anselmo Shaft Excess	381.13			$ 18,407.59	-
- Orphan Girl Shaft Excess	30.57			988.92	-
TOTAL	411.70	-	$ 729.82	$ 19,396.51	-
...ZINC CONCENTRATES:					
...sean Zinc Co. of Illinois-Pond Creille	396.56			-	470,215
...sean Zinc Co. of Illinois-Metaline	479.31			-	583,732
...al Mining & Smelting Co.-Wallace	2,439.00			3,022.25	2,607,766
...ined Metals Reduction Co.-Stockton	959.72			10,807.52	968,247
-Piesbe	1,527.36			6,868.27	1,433,235
...Smelting, Refining & Mining Co.-Midvale	4,557.23			54,132.61	4,788,408
-Telluride	216.10			1,564.52	234,588
...L. Minerals & Metals Co. - Phelps Dodge	1,356.61			8,766.81	1,372,513
...pp Brothers, Inc. - Fresmille	669.91			2,081.31	694,536
...L. - B.F.S. - Amarillo	2,412.34			3,096.81	2,443,027
- Spokane Idaho	2,143.78			49,317.57	1,642,846
- Star	3,742.56			4,558.48	3,750,044
TOTAL TOLL	20,900.68	$ 105,884.24	$ 11,804.82	$ 144,212.15	21,125,053
TOTAL PROCESS MATERIAL	25,879.49	$ 121,156.85	$ 21,236.13	$ 384,264.77	25,174,181
EXCESS RESIDUE METALS	3,037.63		$ 2,896.46	$ 89,943.24	-
CONNECTING FLUE DUST	13,982.48		$ 185.56	$ 73,574.07	13,209,131
GRAND TOTAL	50,701.78	$ 122,385.12	$ 30,560.46	$ 896,542.69	45,904,952

PNYC 00012173

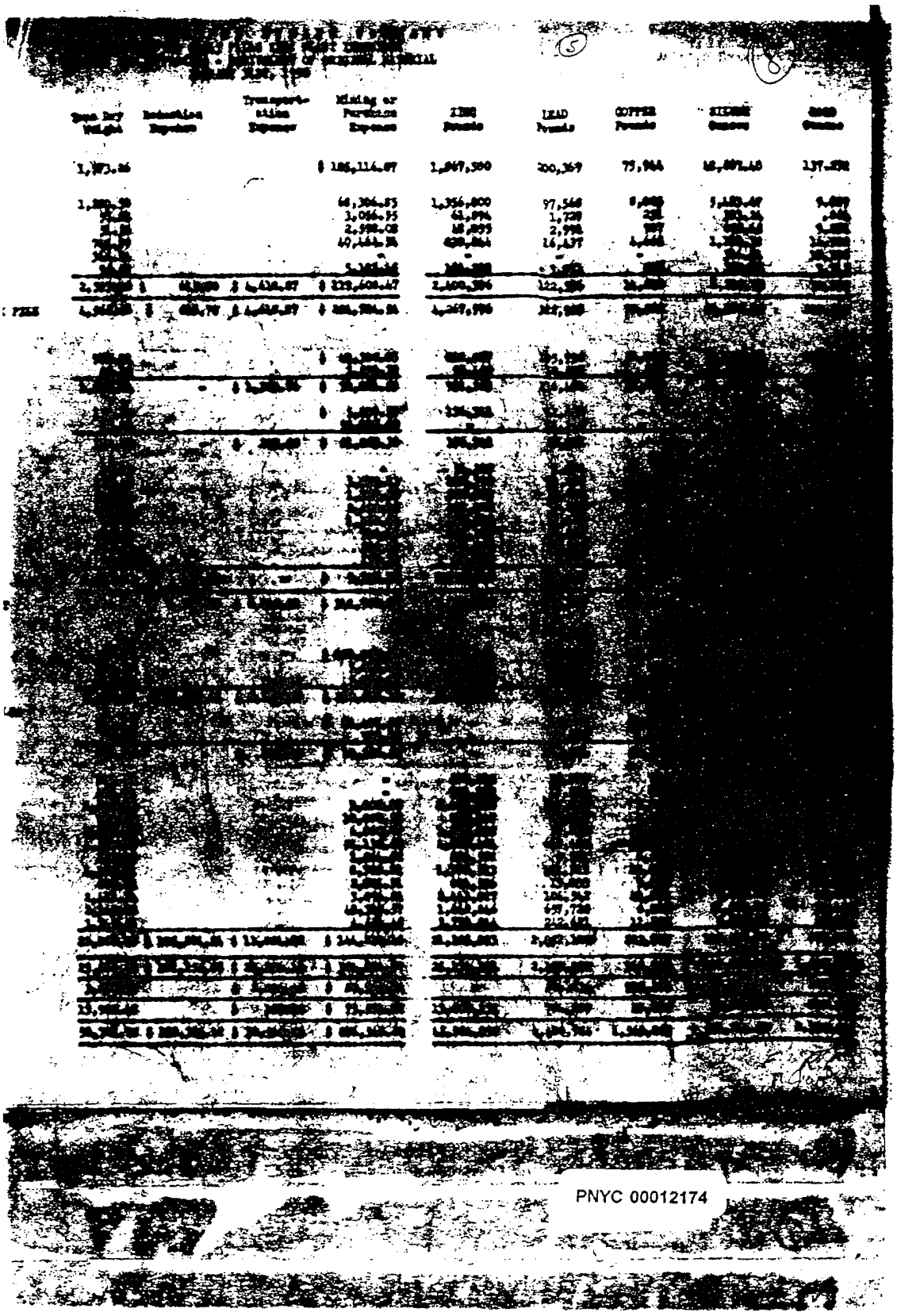

PNYC 00012174

A N A C O N D A C O P P E R M I N I N G C O M P A N Y

ANACONDA AND GREAT FALLS ZINC PLANT INVENTORY

FINISHED MATERIAL ON HAND JANUARY 31, 1950

	Dry Weight Tons	Net Value	ZINC Pounds	LEAD Pounds
GREAT FALLS				
Zinc Residue in Bins and Cars	374.08			108,183
Zinc Residue in Transit to East Helena	361.43			108,139
TOTAL	738.45	$ 37,640.25		213,348
AT ANACONDA				
Zinc Residue in Transit to East Helena	471.28			140,413
Zinc Residue in Dryers	170.7%			50,881
TOTAL	641.98	$ 17,108.58		191,294
GRAND TOTAL	1,377.37	$ 44,743.83		404,536

METALS PAID FOR

GREAT FALLS ZINC RESIDUE

January - 1950	1,809,449
One Month - 1950	1,809,469

ANACONDA ZINC RESIDUE

January - 1950	1,178,387
One Month - 1950	1,178,387

GREAT FALLS PURIFICATION COPPER RESIDUE

January - 1950	
One Month - 1950	

PNYC 00012175

(9) 18

ANACONDA COPPER MINING COMPANY

ANACONDA AND GREAT FALLS MINE PLANT INVENTORY

FINISHED MATERIAL ON HAND JANUARY 31, 1950

Description	Pounds	Value	Pounds	Pounds	Pounds	Ounces	Ounces
[illegible]	[illegible]			[illegible]	[illegible]	[illegible]	[illegible]
[illegible]	[illegible]	$ [illegible]		[illegible]	[illegible]	[illegible]	[illegible]
[illegible]	[illegible]			[illegible]	[illegible]	[illegible]	[illegible]
[illegible]	[illegible]	$ [illegible]		[illegible]	[illegible]	[illegible]	[illegible]
[illegible]	[illegible]	$ [illegible]		[illegible]	[illegible]	[illegible]	[illegible]
[illegible]	[illegible]

ANACONDA COPPER MINING C

VALUE OF BY-PRODUCTS PRODUCED - ANACONDA AND GR

JANUARY - 1950

SHIPMENTS	Tons Dry Weight	ZINC Pounds	LEAD Pounds
Great Falls Zinc Residue to East Helena	6,513.10		1,[illegible]
Great Falls Zinc Residue Loss in Transit to East Helena	1.94		619
Anaconda Zinc Residue to East Helena	4,818.77		1,[illegible]
Zinc Sulphate Solution to Anaconda Zinc Concentrator	5.73	11,450	
Purification Copper Residue to Anaconda Copper Plant	747.59		[illegible] *
Cadmium	43.34	[illegible]	
TOTAL SHIPMENTS	12,[illegible].47	[illegible]	[illegible]
ON HAND JANUARY 31, 1950			
Residue Products - Great Falls	735.43		[illegible]
Residue Products - Anaconda	641.95		191,[illegible]
Cadmium at Great Falls	12.58	[illegible]	
TOTAL	1,[illegible].91	[illegible]	[illegible]
TOTAL	13,[illegible]	127,[illegible]	[illegible]
ON HAND JANUARY 1, 1950	1,003.[illegible]	[illegible]	[illegible]
TOTAL PRODUCTION	12,518.[illegible]	[illegible]	[illegible]

Value of Residue Production
Value of Zinc Sulphate Solution
Value of Cadmium Production

* For purpose of recom
Copper paid for in
Great Falls
Anaconda

PNYC 00012177

(9) (8)

ANACONDA COPPER MINING COMPANY

VALUE OF BY-PRODUCTS RECOVERED - ANACONDA AND GREAT FALLS

AUGUST - 1950

Year Dry Weight	Gold Pounds	Silver Pounds	Cadmium Pounds	Sulfur Content	Gold Dollars	Silver Dollars	Total Dollars
[illegible]		[illegible]	100,000 *	364,000.00	[illegible]	[illegible]	[illegible]
[illegible]		819	45 *	[illegible]			[illegible]
[illegible]		[illegible]	[illegible] *	[illegible]			[illegible]
[illegible]	[illegible]						
[illegible]		[illegible]	[illegible] *	[illegible]	[illegible]		
[illegible]	[illegible]	[illegible]					
[illegible]							
[illegible]		[illegible]					
[illegible]		[illegible]					
[illegible]		[illegible]

ANACONDA COPPER MINING COMPA
ANACONDA AND GREAT FALLS ZINC PLANT
JANUARY - 1950

#CORRECTED STATEMENT

TREATMENT	Cost of Mining or Purchase	Transportation Expense	Reduction Expense	Electrolyzing and Casting	Total Expense	ZINC Tons Dry Weight	ZINC Per Cent	ZINC Pounds
Butte Hill Mine-Anselmo	$ 289,297.53	$ 667.34*	$ 30,920.78	$ 39,868.36	$ 359,419.33	3,360.50	40.585	2,727,7
-Orphan Girl	10,045.42				10,045.42			
-Alice	2,323.11				2,323.11			
-Badger State	24,373.05				24,373.05			
-Ella Orlu	4,607.07				4,607.07			
-Leonard	1,120.75	30.31*	281.04	296.16	1,728.26	26.51	39.470	20,9
-Lexington	8,973.39				8,973.39			
-Pueblo	2,390.79				2,390.79			
Butte Hill Mines-Trevona Sulphide Consts.	19,293.99	255.05*	2,516.89	3,047.82	25,113.76	237.48	43.939	208,9
TOTAL BUTTE HILL MINES	$ 362,425.10	$ 381.98	$ 33,718.71	$ 43,212.35	$ 438,974.18	3,624.49		2,957,6
Butte Hill Dump Ore-Lexington	98,971.38	#2,065.37*	15,305.20	16,653.47	#132,995.42	1,444.14	41.929	1,211,8
Leased Mine - Emma Sulphide Consts.	113,576.57	2,618.87*	18,605.40	25,411.90	160,212.74	1,761.53	48.299	1,700,8
A.C.M.Co. - Dardis	77,452.12	225.64*	14,920.93	21,165.15	113,763.84	1,315.23	52.548	1,382,8
Taylor Knapp Co.-Mn. Tailings	-					28.77		
American Zinc Co. of Illinois-Curay	2,109.05		509.08	700.82	3,318.95	45.76	49.193	45,0
Carlow Mine - Victor		56.21			56.21			
Clayton Silver Mines	2,852.86	51.33*	595.47	845.42	4,345.08	54.11	52.003	56,3
Day Mines, Inc.		123.20			123.20			
Colorado Lead Mines	2,577.85	270.94*	554.70	797.39	4,200.88	46.54	55.597	51,8
Shoshone Leasing Company		277.95			277.95			
Sullivan Mining Co.-Highland Surprise Mining Co. - Consts.		175.69			175.69			
Sunset Lease	15,290.64	660.77*	3,474.06	4,547.53	22,651.46	308.72	51.287	316,9
Sunset Minerals		447.97			447.97			
International Smelting & Refining Co.-Camp Bird		73.74			73.74			
International Smelting & Refining Co.-Tooele Consts.	24,937.04	37.26*	4,539.15	7,014.00	36,527.45	398.45	56.120	447,8
East Helena Slag Treating Plant - Bag House Fume	134,056.50	3,619.18*	29,818.16	65,357.22	232,851.06	2,876.92	69.273	3,985,4
International Smelting & Refining Co.-Tooele Bag House Fume	49,274.57		5,554.64		54,829.21	43.26		
Purchased Lead-For Casting Plant	4,157.92				4,157.92	13.79	100.000	27,5
Purchased Lead-For Leaching Plant	2,088.23				2,088.23	14.86		
TOTAL	$ 527,344.73	$ 9,382.18	$ 93,876.79	$ 142,492.90	$ 773,096.60	8,350.08		9,223,0
CARRIED FORWARD	$ 889,769.83	$ 9,000.20	$ 127,595.50	$ 185,705.25	$ 1,212,070.78	11,974.57		12,181,6

PNYC 00012179

ANACONDA COPPER MINING COMPANY
ANACONDA AND GREAT FALLS ZINC PLANT
JANUARY - 1950

#CORRECTED STATEMENT

Com o	Electrolyzing and Casting	Total Expense	Tons Dry Weight	ZINC Per Cent	ZINC Pounds	LEAD Per Cent	LEAD Pounds	COPPER Per Cent	COPPER Pounds	SILVER Ozs.Per Ton	SILVER Ozs.	GOLD Ozs.Per Ton	GOLD Ozs.
8	$ 39,868.36	$ 399,419.39	3,360.50	40.585	2,727,727	8.131	546,460	2.465	165,700	27.029	90,796.8[illegible]	.0189	36,540
		10,045.42											
		2,373.11											
		24,373.03											
		4,607.07											
4	206.36	[illegible]	26.38	39.470	20,927	1.516	[illegible]	9.847	5,221	8.138	[illegible]	[illegible]	[illegible]
		[illegible]											
		[illegible]											
[illegible]	[illegible]	[illegible]	337.46	43.779	295,695	[illegible]	[illegible]	[illegible]	[illegible]	[illegible]	[illegible]	[illegible]	[illegible]
[illegible]	[illegible]	[illegible]	[illegible]	[illegible]	2,957,348	[illegible]	[illegible]	[illegible]	[illegible]	[illegible]	[illegible]	[illegible]	[illegible]
[illegible]	[illegible]	[illegible]	[illegible]	41.989	1,211,088	[illegible]	[illegible]	[illegible]	[illegible]	[illegible]	[illegible]	[illegible]	[illegible]
[illegible]	[illegible]	[illegible]	[illegible]	48.398	1,780,188	[illegible]	[illegible]	[illegible]	[illegible]	[illegible]	[illegible]	[illegible]	[illegible]
[illegible]	[illegible]	[illegible]	[illegible]	52.816	1,382,340	[illegible]	[illegible]	[illegible]	[illegible]	[illegible]	[illegible]	[illegible]	[illegible]
			[illegible]										
			[illegible]	49.388	[illegible]	[illegible]	[illegible]	[illegible]	[illegible]				
			[illegible]										
			[illegible]	32.803	[illegible]	[illegible]	[illegible]	[illegible]	[illegible]	[illegible]	[illegible]	[illegible]	[illegible]
			[illegible]	[illegible]	[illegible]	[illegible]	[illegible]	[illegible]	[illegible]	[illegible]	[illegible]	[illegible]	[illegible]
			[illegible]	35.887	[illegible]	[illegible]	[illegible]	[illegible]	[illegible]	[illegible]	[illegible]	[illegible]	[illegible]
			[illegible]	[illegible]	[illegible]	[illegible]	[illegible]	[illegible]	[illegible]	[illegible]	[illegible]	[illegible]	[illegible]
			[illegible]	[illegible]	[illegible]	[illegible]	[illegible]	[illegible]	[illegible]	[illegible]	[illegible]	[illegible]	[illegible]
			[illegible]	[illegible]	[illegible]	[illegible]	[illegible]	[illegible]	[illegible]	[illegible]	[illegible]	[illegible]	[illegible]
			[illegible]	31.867	[illegible]	[illegible]	[illegible]	[illegible]	[illegible]	[illegible]	[illegible]	[illegible]	[illegible]
			[illegible]	[illegible]

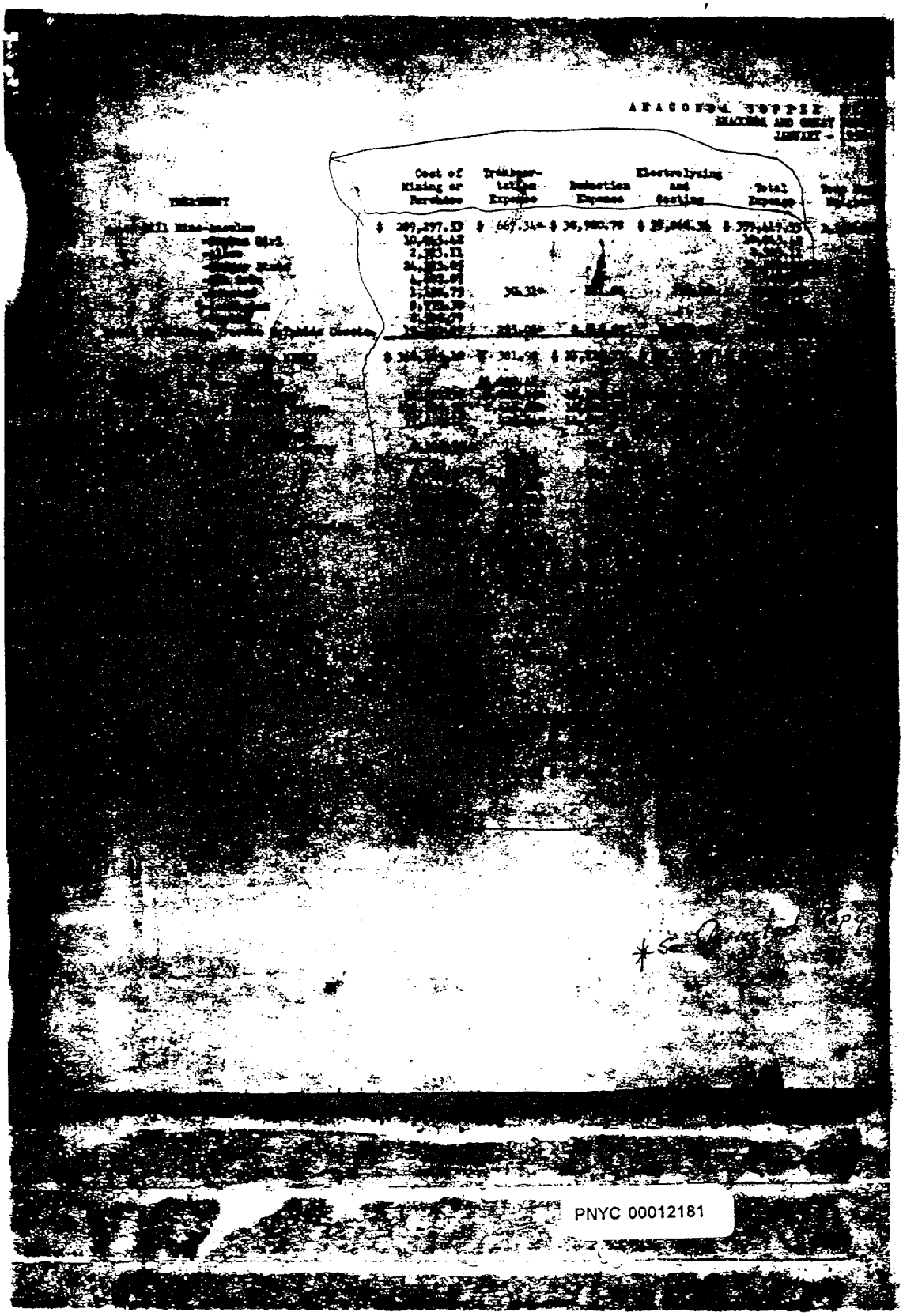

PNYC 00012181

AMACONDA COPPER MINING COMPANY
ANACONDA AND GREAT FALLS ZINC PLANT
JANUARY - 1950

ction ense	Electrolyzing and Casting	Total Expense	Tons Dry Weight	ZINC Per Cent	ZINC Pounds	LEAD Per Cent	LEAD Pounds	COPPER Per Cent	COPPER Pounds	SILVER Ozs. Per Ton	SILVER Ounces	GOLD Ozs. Per Ton	GOLD Ounces
0.78	$ 39,868.36	$ 359,419.33	3,360.58	48.585	2,727,727	8.131	546,460	2.465	165,700	27.019	90,796.84	.0109	36.540
		10,045.42											
		2,323.11											
		24,373.05											
		4,607.07											
1.04	296.16	1,728.26	26.51	39.470	20,927	2.516	804	9.867	5,208	8.198	214.30	.0099	258
		8,973.39											
		2,396.79											
6.89	3,047.89	25,113.76	236.48	43.927	208,694	2.798	14,248	3.420	16,265	28.782	3,399.76	.1208	572
8.71	$ 43,212.35	$ 438,974.18	3,621.49		2,957,348		596,212		187,836		94,410.98		867
		$ 1,036.41											
5.20	16,653.47	131,987.01	1,446.18	41.929	1,211,039	6.705	193,649	1.725	49,813	31.412	45,363.86	.4817	984.189
5.40	25,411.90	160,212.76	1,762.13	48.259	1,700,183	8.300	292,412	1.236	43,538	18.696	18,831.69	.0477	84.110
0.93	21,165.15	113,763.84	1,715.48	52.548	1,382,262	3.467	91,198	.323	8,499	4.288	5,446.79	.0098	11.583
			281.77							.865	14.85	.0830	2.388
9.08	700.82	5,328.95	48.76	49.193	45,021	4.009	3,669	.480	439	5.680	259.86	.0291	2.381
		56.38											
5.47	845.48	4,368.08	54.11	52.003	56,278	2.200	2,381	.170	184	5.880	318.06	.0135	1.461
		125.20											
4.90	797.39	4,280.88	46.54	53.597	51,750	1.850	1,722	.300	279	9.900	460.11	.0085	.791
		277.95											
		175.69											
4.06	4,547.53	22,651.16	308.72	51.287	316,666	2.852	17,610	.390	2,408	3.097	956.12	.0062	3.828
		447.57											
		73.74											
7.15	7,014.00	36,527.48	398.45	56.120	447,221	1.752	13,956	.671	5,348	3.090	1,231.23	.0576	22.934
3.16	65,357.22	232,852.06	2,876.92	69.273	3,985,873	5.918	340,044		-	.911	2,620.36		-
4.44		54,829.21	41.26		-	13.839	11,434		-	.448	18.48		-
		4,137.92	13.79	100.000	27,571								
		3,888.23	14.86			100.000	29,726						
5.79	$ 142,492.90	$ 773,096.60	8,350.08		9,223,862		997,783		110,497		75,734.89		1,110.488
5.50	$ 185,705.25	$1,212,070.78	11,974.57		12,181,210		1,591,995		297,713		171,675.79		1,183.369

PNYC 00012182

ANACONDA COPPER MIN
ANACONDA AND GREAT FALLS
JUNE [illegible] 1950.

TREATMENT (CONTINUED)	Cost of Mining or Purchase	Transportation Expense	Reduction Expense	Electrolyting & Casting	Total Expense	Tons Sent to Smelter
BROUGHT FORWARD	$ 989,769.83	$ 9,000.20	$ 127,595.50	$ 185,705.25	$1,212,070.78	11,976.97
AMERICAN ZINC COMPANY OF ILLINOIS-SELL						
Metaline	-		[illegible]	21,430.48	34,345.75	1,216.43
Pend Oreille	-		[illegible]	10,214.29	[illegible]	[illegible]
Prosperity - Adjustment	51.82	3.99*	[illegible]	71.71	2,488.38	[illegible]
[illegible] METALS REDUCTION COMPANY-SELL						
[illegible]	57,519.31		[illegible]	[illegible]	[illegible]	[illegible]
[illegible]	14,402.34		[illegible]	[illegible]	[illegible]	[illegible]
[illegible] MINING & SMELTING COMPANY-SELL						
[illegible]	8,917.31	5,081.84*	[illegible]	[illegible]	[illegible]	[illegible]
[illegible]	357.54		[illegible]	[illegible]	[illegible]	[illegible]
[illegible] & METALS CORP.-SELL						
[illegible]	32,485.87	3,748.39*	[illegible]	[illegible]	[illegible]	[illegible]
[illegible] - SELL						
[illegible]	1,868.89	[illegible]	[illegible]	[illegible]	[illegible]	[illegible]
[illegible] & MINING CO.-SELL						
[illegible]	[illegible]	[illegible]	[illegible]	[illegible]	[illegible]	[illegible]

8 + 1 Extra 9
No Money

ANACONDA COPPER MINING COMPANY
ANACONDA AND GREAT FALLS SMELTERS
JUNE 1950

tion ace	Electrolyzing & Casting	Total Expenses	Tons Dry Weight	ZINC Per Cent	ZINC Pounds	LEAD Per Cent	LEAD Pounds	COPPER Per Cent	COPPER Pounds	SILVER Ozs. Per Ton	SILVER Ounces	GOLD Ozs. Per Ton	GOLD Ounces
5.50	$ 185,705.25	$1,212,070.78	11,976.57		12,181,210		1,591,995		297,713		172,875.79		1,183.368
4.87	21,610.68	34,145.35	1,116.41	59.608	1,366,717	1.269	29,084	.101	2,318		-		-
3.95	19,214.29	33,468.24	569.82	57.150	651,303	1.737	19,801	.092	1,047		-		-
1.84	71.71	2,624.38	-		5,131		1,790		-		94.56		-
9.76	17,831.38	138,660.43	3,326.68	48.057	3,196,086	5.149	342,543	.417	27,751	21.988	72,853.46	.0818	82.357
2.45	43,603.43	87,998.80	2,674.40	53.020	2,835,919	1.260	94,154	.883	38,704	5.138	13,788.58	.0680	118.388
8.97	18,343.37	95,826.28	3,373.34	53.887	3,995,752	2.347	171,838	.270	11,471	3.384	11,144.88	.0819	96.842
7.43	2,778.18	4,243.48	148.71	56.109	164,241	1.863	6,099	2.844	7,942	2.432	1,897.28	.0836	2.488
5.48	79,384.57	443,734.93	4,985.68	53.221	5,306,982	4.209	419,074	.838	38,498	4.831	23,988.98	.0816	406.838
1.88	388.88	- 5,348.16	-		7,613		780		-		88.56		1.24

ANACONDA COPPER MINING COMPANY

ANACONDA AND GREAT FALLS ZINC PLANT

[illegible] - 1950

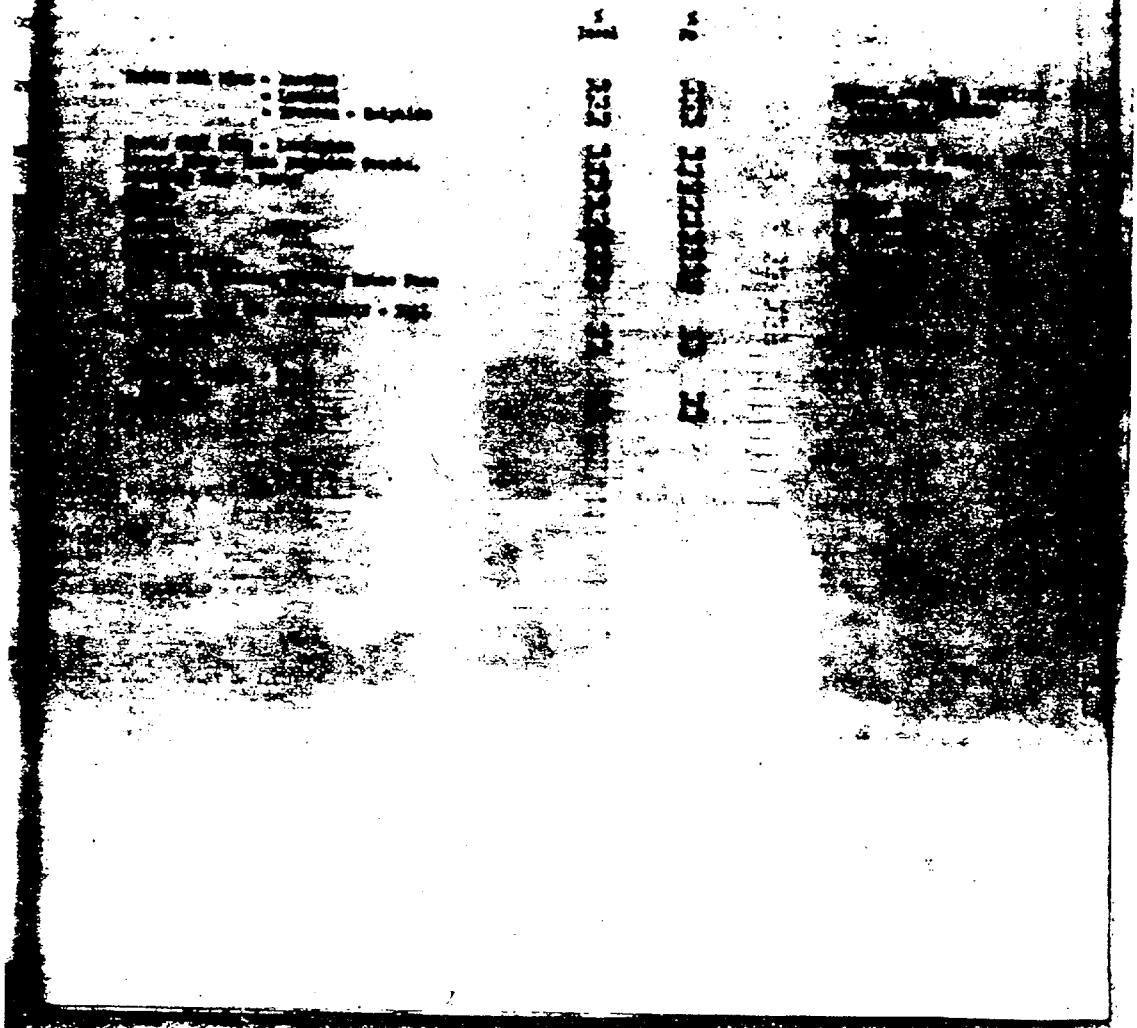

PNYC 00012185

ACONDA COPPER MINING COMPANY

ANACONDA AND GREAT FALLS ZINC PLANT

[illegible] - 1950

% Insol	% Fe		% Insol	% Fe
[illegible]	[illegible]	FEDERAL MINING & SMELTING - TOLL		
[illegible]	[illegible]	Federal [illegible]	[illegible]	[illegible]
[illegible]	[illegible]	[illegible]	[illegible]	[illegible]
[illegible]	[illegible]	INTL. MIN. & METALS CORP. - TOLL		
[illegible]	[illegible]	Phelps Dodge	[illegible]	[illegible]
[illegible]	[illegible]	PHILIPP [illegible] INC. - TOLL		
[illegible]	[illegible]	Pressville	[illegible]	[illegible]
[illegible]	[illegible]	U. S. SMELTING - TOLL		
[illegible]	[illegible]	[illegible]	[illegible]	[illegible]
[illegible]	[illegible]	[illegible]	[illegible]	[illegible]
[illegible]	[illegible]	[illegible]	[illegible]	[illegible]
[illegible]	[illegible]	[illegible]	[illegible]	[illegible]
[illegible]	[illegible]	[illegible]	[illegible]	[illegible]
[illegible]	[illegible]	[illegible]	[illegible]	[illegible]

PNYC 00012186

ANACONDA COPPER MINING COMPANY
ANACONDA AND GREAT FALLS ZINC PLANT
JANUARY - 1950

PRODUCTION	CADMIUM Pounds	ZINC OXIDE Zinc Pounds	ZINS IN DROSS Zinc Pounds	ZINC SULPHATE Zinc Pounds	ZINC SL Pounds
Hill Mine - Anaconda	5,387			902	2,271,8
- Leonard	41				16,8
- Trevona Sulphide concs.	380				173,6
TOTAL BUTTE HILL MINES	5,808			902	2,462,3
Hill Dump Conc-Zinc					
-Lexington	2,177			-	948,9
Mine -					
Sulphide Concts.	2,888			575	1,448,0
K. Co. - Darwin	4,417			479	1,206,0
Dump Co. - Mt Tailings					
Mine Co. of Illinois - Curay	127				39,9
Silver Mines	180				48,1
Lead Mines	184				45,4
Lease	1,180				299,1
National Smelting, & Refining Company - Tooele Concts.	1,625				399,8
Selma Slag Treating Plant - Bag House Fume					3,7
National Smelting,& Refining Company - Tooele Bag House Fume	36,097				
Lead - For Casting Plant	-				27,9
Lead - For Leaching Plant	-				-
TOTAL	48,805	-	-	1,956	8,147,1
AN ZINC CO. OF ILLINOIS - TOLL					
Mine ACMCo.	2,484			503	91,6
AZDo.				-	1,175,1
Oroville ACMCo.	1,296			-	38,0
AZDo.	-			-	548,2
ille ACMCo.	933			-	7,0
AZDo.	18,505			-	11,4
ND METALS REDUCTION CO. - TOLL					
Mine ACMCo.	11,898			1,064	183,2
CMCo.				-	2,554,1
ACMCo.	7,919			979	134,2
CMCo.				-	2,264,2
& MINING & SMELTING CO. - TOLL					
al - Bayless ACMCo.	3,618			1,230	5,2
Fed	12,867			-	3,386,2
ACMCo.	308			-	-
Harpe Fed	739			-	138,2
ATIONAL MINERALS & METALS CORP. - TOLL					
Mine ACMCo.	11,588			1,846	38,0
INAMCo.	8,160			-	4,612,2
& BROTHERS, INC.- TOLL					
ille ACMCo.	714				8,2
PHDo.	24,565			-	14,7
SMELTING, REFINING & MINING CO.- TOLL					
Mine AMMCo.	63			-	-
WSCo.	326				2,2
AMMCo.	4,223			1,554	
WSCo.	8,185			-	1,588,2
DMCo.	684				288,2
AMMCo.	288				132,2
WARD	114,304			7,169	15,086,0

PNYC 00012187

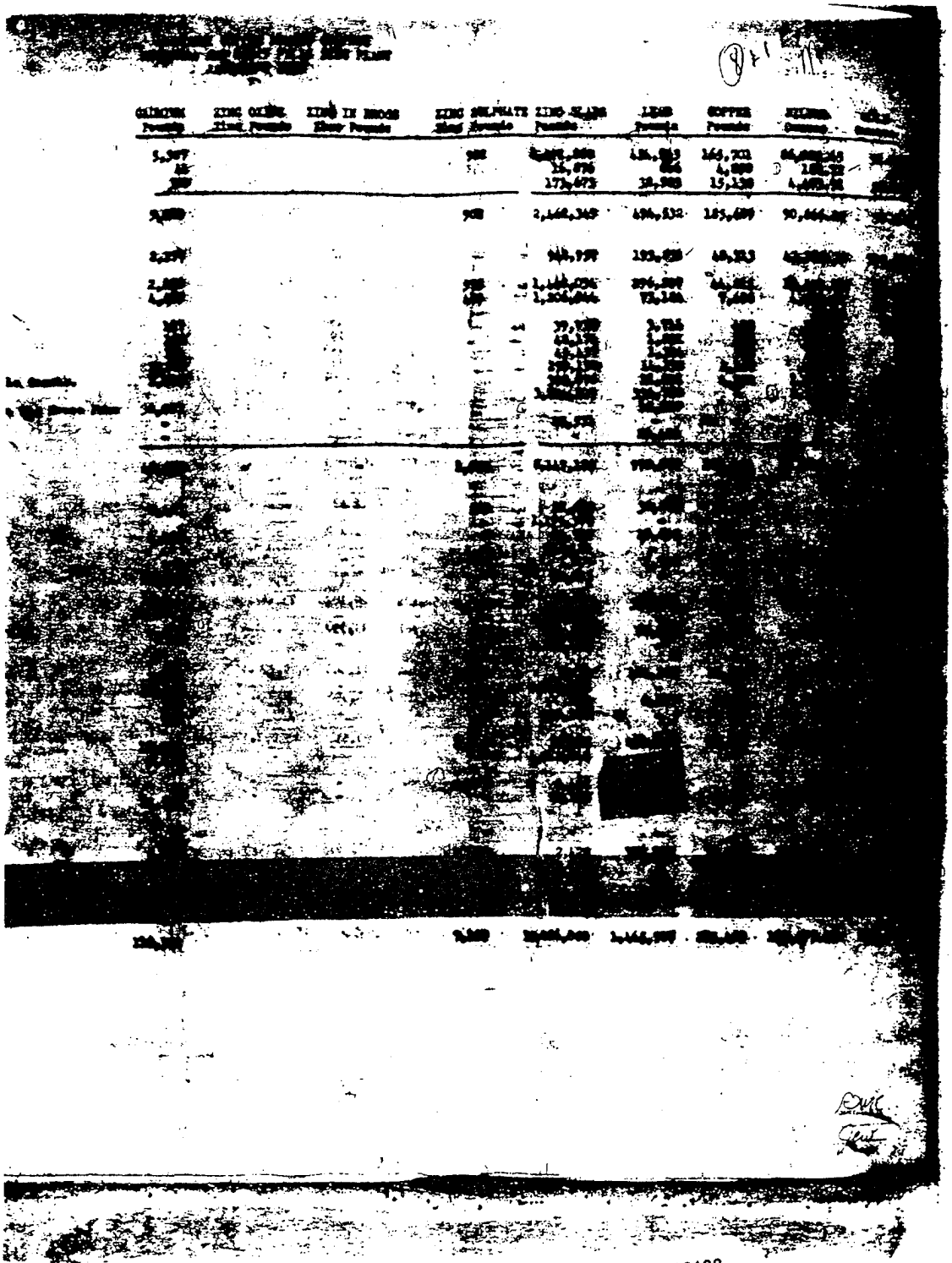

PNYC 00012188

AMACONDA COPPER MINING COMPANY
ANACONDA AND GREAT FALLS ZINC PLANT
JANUARY - 1950

PRODUCTION (CONTINUED)
TOLL BROUGHT FORWARD

		CADMIUM Pounds 116,30%	ZINC OXIDE Zinc Pounds	ZINC IN DROSS Zinc Pounds
GENERAL SERVICES ADMINISTRATION - BUREAU OF FEDERAL SUPPLY - TOLL				
Star - Silver King	ACMCo	681		
	GSAEFS	4,254		
Resurrection	ACMCo	28		
	GSAEFS	334		
Hanover Mill	ACMCo	91		
	GSAEFS	590		
Amarillo Mixed Pile #41	ACMCo	78		
	GSAEFS	[illegible]		
Fresnillo	ACMCo	1,999		
	GSAEFS	11,664		
Rico Argentine	ACMCo	1,216		
	GSAEFS	7,502		
El Potosi	ACMCo	1,344		
	GSAEFS	[illegible]		
Buanchaco (Cape Pillar)	ACMCo	398		
	GSAEFS	2,526		
Star (SCM-TS-16938)	ACMCo			
	GSA-EFS			
Amarillo	ACMCo			
	GSA-EFS			
Hecla	ACMCo			
Spokane-Idaho	ACMCo			
	GSA-EFS			
Bunker Hill	ACMCo			
	GSA-EFS			
TOTAL TOLL		[illegible]	-	-
TOTAL		199,678	-	-
LESS TOLL ZINC				
Metalline				
Pond Creelle				
Fresnillo				
AMERICAN ZINC COMPANY OF ILLINOIS		[illegible]		
Stockton				
Picche				
COMBINED METALS REDUCTION CO.				
Federal - Wallace		12,867		
Mike Horse		739		
FEDERAL MINING & SMELTING COMPANY		[illegible]		
Phelps Dodge		[illegible]		
INTERNATIONAL MINERALS & METALS CORP.		[illegible]		
Fresnillo		24,565		
PHILIPP BROTHERS, INC.		24,549		
Apache		136		
[illegible]		8,465		
[illegible]		[illegible]		
[illegible] REFINING & MINING CO.		[illegible]		
[illegible]		358		
[illegible] Mill		590		
[illegible] Mixed Pile #41		454		
Fresnillo		[illegible]		
Rico Argentine		7,502		
El Potosi		7,270		
Buanchaco (Cape Pillar)		2,526		
Star (SCM-TS-16938)		4,254		
Amarillo		-		
Spokane-Idaho		-		
Bunker Hill		-		
GENERAL SERVICES ADMINISTRATION BUREAU OF FEDERAL SUPPLY		34,596		
TOTAL TOLL		108,936		
NET PRODUCTION		90,742	-	-

PNYC 00012189

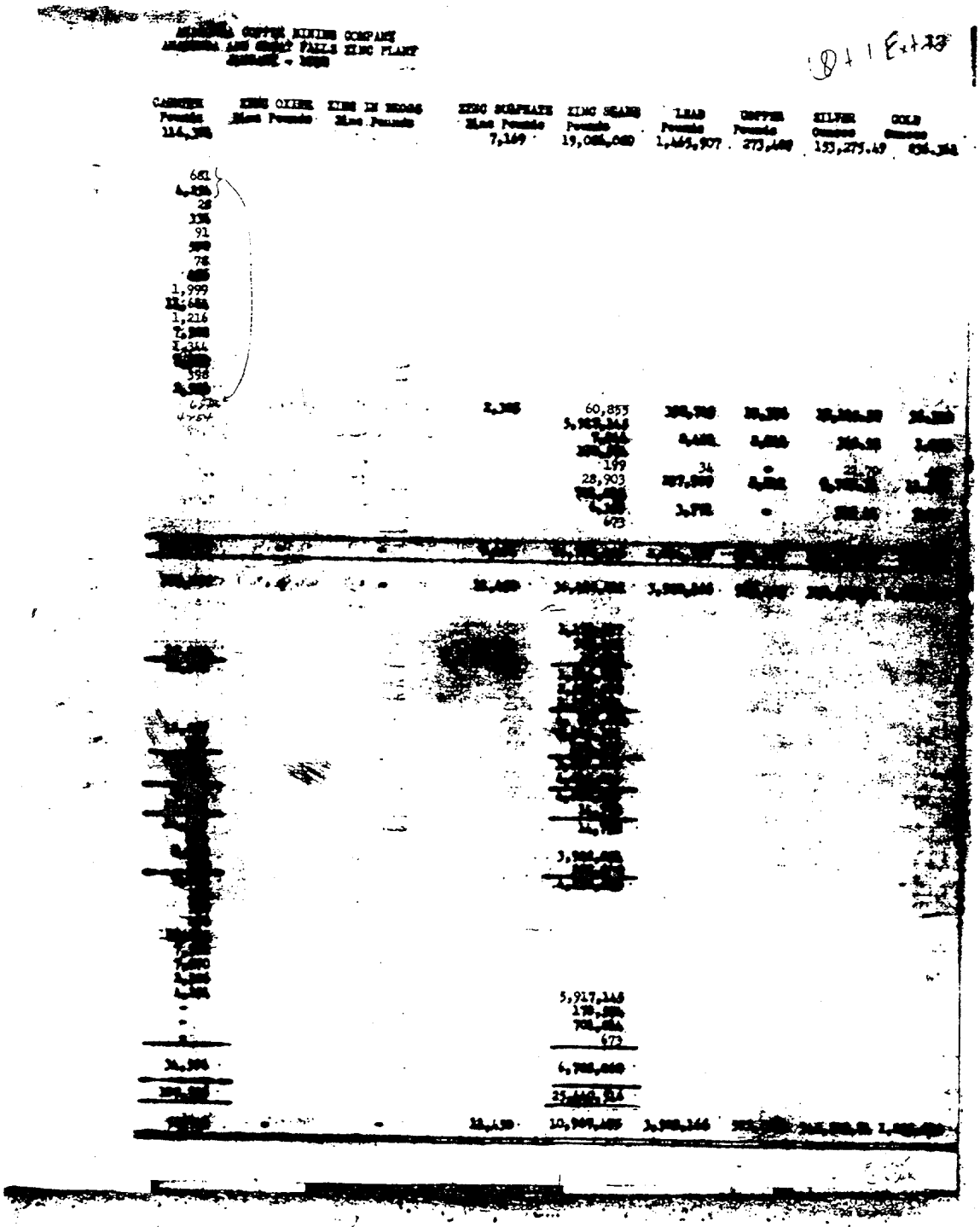

PNYC 00012190

A N A C O N D A C O P P E R M I N I N G C

ANACONDA AND GREAT FALLS ZINC PLANT

JANUARY - 1950

MARKET VALUE OF PRODUCTION	TOTAL VALUE	VALUE OF CADMIUM
Butte Hill Mine - Anselmo Shaft	$ 124,262.91	$ 9,791.22
- Leonard	736.93	74.52
- Trevona	9,406.56	688.67
TOTAL BUTTE HILL MINES	$ 134,406.40	$ 10,556.41
Butte Hill Dump Ore - Lexington	$ 72,815.38	$ 3,996.24
Leased Mines - Emma Sulphide Concentrates	38,875.65	5,249.13
A. C. M. Co. - Darwin	15,243.31	8,028.18
Taylor Knapp Co. - Mo. Tailings	20.75	
American Zinc Company of Illinois - Ouray	700.81	230.83
Clayton Silver Mines	458.96	218.11
Colorado Lead Mines	667.27	334.43
Sunset Lease	3,251.16	2,144.73
International Smelting & Refining Co. - Tooele Concentrates	4,948.16	2,935.37
East Helena Slag Treating Plant - Bag House Fume	34,644.12	-
International Smelting & Refining Co. - Tooele Bag House Fume	66,778.34	65,608.64
Purchased Lead - For Leaching Plant	2,088.23	
TOTAL	$ 240,738.84	$ 88,706.26
TOTAL CARRIED FORWARD	$ 375,114.64	$ 99,262.67

PNYC 00012191

(8)

ANACONDA COPPER MINING COMPANY

ANACONDA AND GREAT FALLS ZINC PLANT

JANUARY - 1950

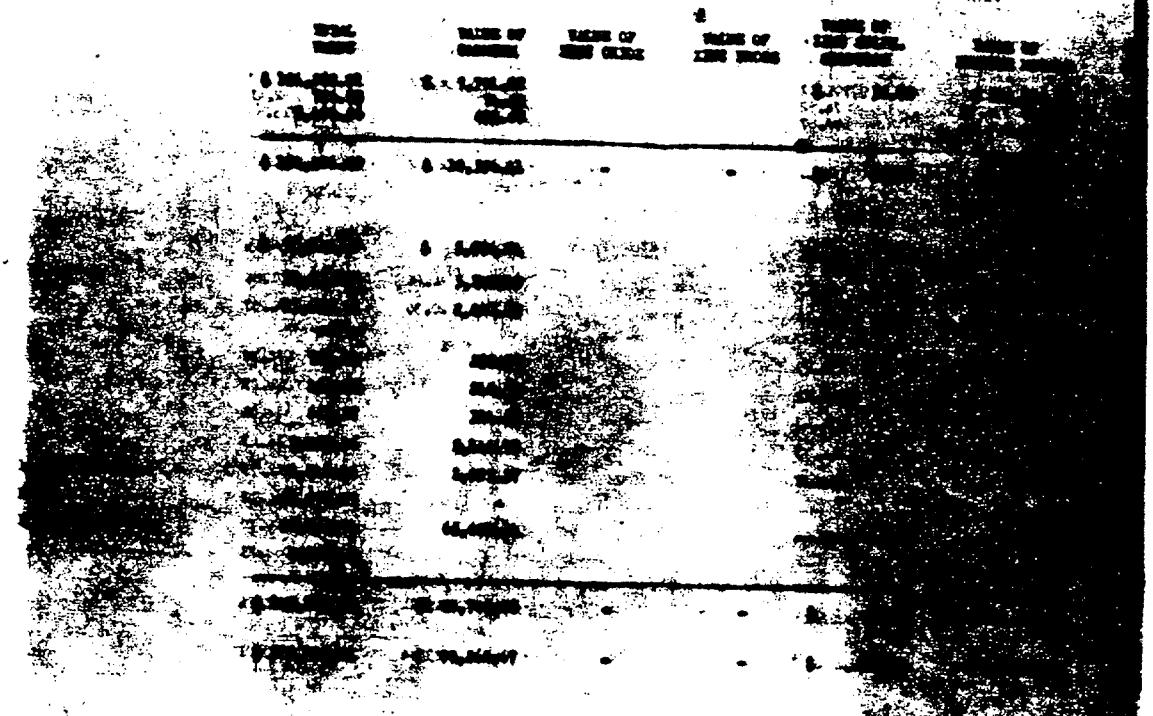

TOTAL VALUE	VALUE OF CADMIUM	VALUE OF ZINC OXIDE	VALUE OF ZINC DROSS	VALUE OF ZINC SULFIC. [illegible]	VALUE OF [illegible]
$ [illegible]	$ [illegible]			$ [illegible]	[illegible]
[illegible]	[illegible]				
[illegible]	[illegible]				
$ [illegible]	$ [illegible]	-	-	[illegible]	[illegible]
[illegible]	$ [illegible]				
[illegible]	[illegible]				
[illegible]	[illegible]				
[illegible]	[illegible]				
[illegible]	[illegible]				
[illegible]	[illegible]				
[illegible]	[illegible]				
[illegible]	[illegible]				
[illegible]	[illegible]				
[illegible]	[illegible]				
[illegible]	[illegible]				
[illegible]	[illegible]	-	-	[illegible]	[illegible]
[illegible]	[illegible]	-	-	$ [illegible]	[illegible]

F cut
C-Gut

PNYC 00012192

ANACONDA COPPER MINING COMPANY

ANACONDA AND GREAT FALLS ZINC PLANT

JANUARY - 1950

MARKET VALUE OF PRODUCTION - CONTINUED	TOTAL VALUE	VALUE OF CADMIUM	VALUE OF ZINC OXIDE
TOTAL BROUGHT FORWARD	$ 375,116.64	$ 99,262.67	-
AMERICAN ZINC COMPANY OF ILLINOIS - TOLL			
Metaline	5,661.85	4,514.83	
Pond Oreille	3,083.14	2,355.56	
Fresnillo	1,472.48	1,695.79	
FEDERAL MINING & SMELTING COMPANY - TOLL			
Federal - Wallace	18,493.79	6,575.95	
Mike Horse	2,573.66	559.81	
COMBINED METALS REDUCTION COMPANY - TOLL			
Stockton	105,974.99	21,589.04	
Pioche	33,380.74	14,393.38	
INTERNATIONAL MINERALS & METALS CORPORATION - TOLL			
Phelps Dodge	85,207.95	20,996.51	
PHILIPP BROTHERS, INC., - TOLL			
Fresnillo	1,125.98	1,297.74	
U. S. SMELTING, REFINING & MINING COMPANY - TOLL			
Apache	114.51	114.51	
Midvale	65,651.32	7,655.38	
Telluride	9,009.18	510.74	
GENERAL SERVICES ADMINISTRATION - BUREAU OF FEDERAL SUPPLY - TOLL			
Encorrection	50.89	50.89	
Hanover Mill	165.40	165.40	
Amarillo Mixed Pile #41	141.77	141.77	
Fresnillo	3,633.31	3,633.31	
Rico Argentine	2,210.16	2,210.16	
El Potosi	2,442.81	2,442.81	
Huanchaca (Cape Pillar)	723.39	723.39	
Star (Contract SCM-TS-16938)	16,881.43	1,237.76	
Amarillo	999.37		
Hecla	13.87		
Spokane-Idaho	20,848.39		
Bunker Hill	749.74		
TOTAL TOLL	$ 356,564.39	$ 65,666.81	
GRAND TOTAL	$ 731,681.03	$ 164,929.48	-

PNYC 00012193

(18)

ANACONDA COPPER MINING COMPANY

ANACONDA AND GREAT FALLS ZINC PLANT

JANUARY - 1950

[illegible]	TOTAL VALUE	VALUE OF CADMIUM	VALUE OF ZINC OXIDE	VALUE OF ZINC DROSS	VALUE OF ZINC SULFATE SOLUTION	VALUE OF [illegible] METALS
	$ 395,134.44	$ 99,268.07	-	-	$ 85.55	$ 295,780.82
	[illegible]	[illegible]			[illegible]	[illegible]
	[illegible]	[illegible]			[illegible]	[illegible]
	1,474.48	1,695.79				
	[illegible]	[illegible]			[illegible]	[illegible]
	[illegible]	[illegible]				
	[illegible]	[illegible]				
	[illegible]	[illegible]				
	[illegible]	1,297.47				
	[illegible]	[illegible]				
	[illegible]	[illegible]				
	[illegible]	[illegible]

ANACONDA COPPER MINING COMPANY - GREAT FALLS REDUCTION DEPARTMENT

SUMMARY OF TREATMENT AND RETURNABLE CONTENTS - U.S. SMELTING, REFINING AND MINING COMPANY - ZINC CONCENTRATES TREATED
JANUARY - 1950

ZINC POUNDS TREATED	ZINC POUNDS RETURNABLE	POUNDS LEAD	POUNDS COPPER	OUNCES SILVER	OUNCES GOLD	TOLL CHARGES	FREIGHT	ADDITIONAL TOLL DUE TO INCREASED TREATMENT CHARGE ON RESIDUE	SPECIAL HIGH GRADE	UMPIRE	UN-LOADING CHARGE
4,456,854	3,922,031	490,571	85,958	27,265.44	459.884	$135,728.71	$ 30,034.49	$ 453.68	$2,183.06	$ 93.00	
327,975	288,618	35,413	8,001	4,143.50	97.725	10,851.91	5,633.32	37.02		56.00	35.00
4,784,829	4,210,649	526,084	93,959	31,408.94	557.609	146,580.62	$ 35,667.81	$ 490.70	$2,183.06	$149.00	$ 35.00

SUMMARY OF TREATMENT AND RETURNABLE CONTENTS - COMBINED METALS REDUCTION COMPANY - ZINC CONCENTRATES TREATED ON T

3,196,086	2,556,870	342,565	27,751	72,853.45	82.357	93,127.82	$ 25,005.45	$ 2,164.22	$6,020.43	$ 42.00	
2,835,919	2,268,734	94,156	31,704	13,740.58	112.391	73,875.15	25,211.48	1,739.86		20.00	
6,032,005	4,825,604	436,721	59,455	86,594.03	194.748	167,002.97	$ 50,216.93	$ 3,904.08	$ 6,020.43	$ 62.00	

SUMMARY OF TREATMENT AND RETURNABLE CONTENTS - FEDERAL MINING & SMELTING COMPANY - ZINC CONCENTRATES TREATED ON T

3,595,752	3,103,361	171,838	11,471	11,146.92	26.610	113,645.49	$ 19,917.69	$ 1,190.99		$ 22.00	
164,241	139,327	6,070	7,962	1,207.41	1.771	5,427.32	310.32	57.51		[illegible]	
3,759,993	3,242,688	177,908	19,433	12,354.33	28.401	119,072.81	$ 20,227.81	$ 1,248.50		$ 28.00	

SUMMARY OF TREATMENT & RETURNABLE CONTENTS - INTERNATIONAL MINERALS & METALS CORPORATION - ZINC CONCENTRATES TRE

1,855,124	1,612,046	144,447	29,329	8,688.00	42.356	61,871.64	$ 32,564.42	$ 825.29	$ 39.00	
3,451,778	3,000,000	274,627	65,369	15,300.00	80.336	96,686.18	58,965.68	1,575.14	29.00	
5,306,902	4,612,046	419,074	94,698	23,988.00	122.692	158,557.82	$ 91,530.10	$ 2,400.43	$ 68.00	

SUMMARY OF TREATMENT & RETURNABLE CONTENTS - AMERICAN ZINC CO. OF ILLINOIS - ZINC CONCENTRATES TREATED ON TOLL

5,131	11,213	1,790	-	94.56	-	5.61			$ 10.00	
651,303	560,121	19,831	1,047	-	-	18,532.31	4,875.04			
1,366,717	1,175,377	29,094	2,318	-	-	37,880.39	9,777.90			
2,023,151	1,746,711	50,685	3,365	94.56	-	56,407.09	$ 14,652.94		$ 10.00	

SUMMARY OF TREATMENT AND RETURNABLE CONTENTS - PHILIPP BROTHERS, INC. - ZINC CONCENTRATES TREATED ON TOLL

161	9,608	780		50.34	1.594	$ 56.02			$ 37.00	
7,774	5,150			42.85	.032	8.73			65.00	
7,613	14,758	780		93.19	1.626	$ 64.75			$ 102.00	

PNYC 00012195

(8)

[redacted] SMELTING COMPANY - GREAT FALLS REDUCTION DEPARTMENT

[redacted] AND REFINABLE CONTENTS - U.S. SMELTING, REFINING AND [redacted] COMPANY - ZINC CONCENTRATES TREATED ON TOLL BASIS - 1950

POUNDS COPPER	OUNCES SILVER	OUNCES GOLD	TOLL CHARGES	FREIGHT	ADDITIONAL TOLL DUE TO INCREASED TREATMENT CHARGE ON RESIDUE	SPECIAL HIGH GRADE	PENALTIES	DE-LOADING CHARGE	GROSS CHARGES	RESIDUE METALS PAID FOR
95,958	27,265.44	459.864	$135,728.71	$ 30,034.49	$ 453.68	$2,183.06	$ 93.00		$168,492.94	$ 56,516.76
8,001	4,143.30	87.735	10,851.92	5,633.32	37.02		56.00	35.00	16,813.26	4,189.85
93,959	31,408.84	992.809	144,580.62	$ 35,667.81	$ 490.70	$2,183.06	$149.00	$ 35.00	$ 185,306.19	$ [redacted]

[redacted] AND REFINABLE CONTENTS - CONSOLIDATED METALS REDUCTION COMPANY - ZINC CONCENTRATES TREATED ON TOLL

27,752	72,893.45	82.397	99,178.82	$ 25,004.45	$ 2,144.22	$4,020.43	$ 42.00		$ [redacted]	$ [redacted]
31,[redacted]	[redacted]	182.391	75,875.15	25,211.48	1,739.86		20.00		[redacted]	[redacted]
59,[redacted]	[redacted]	264.788	[redacted]	$ 50,216.93	$ 3,906.08	$ 6,020.43	$ 62.00		[redacted]	[redacted]

[redacted] - FEDERAL SMELTING & REFINING COMPANY - ZINC CONCENTRATES TREATED ON TOLL

[redacted]										
[redacted]										
[redacted]										

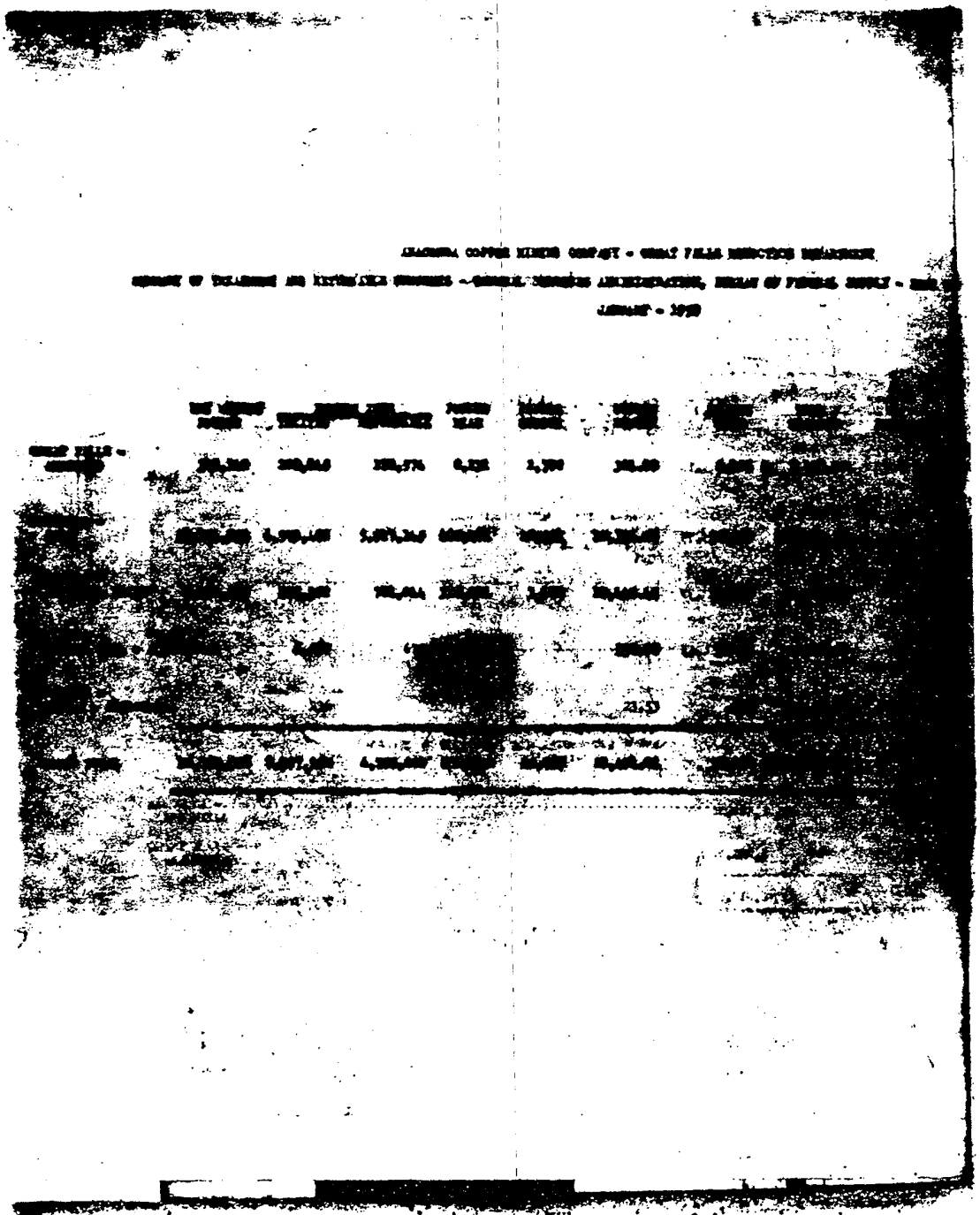

PNYC 00012197

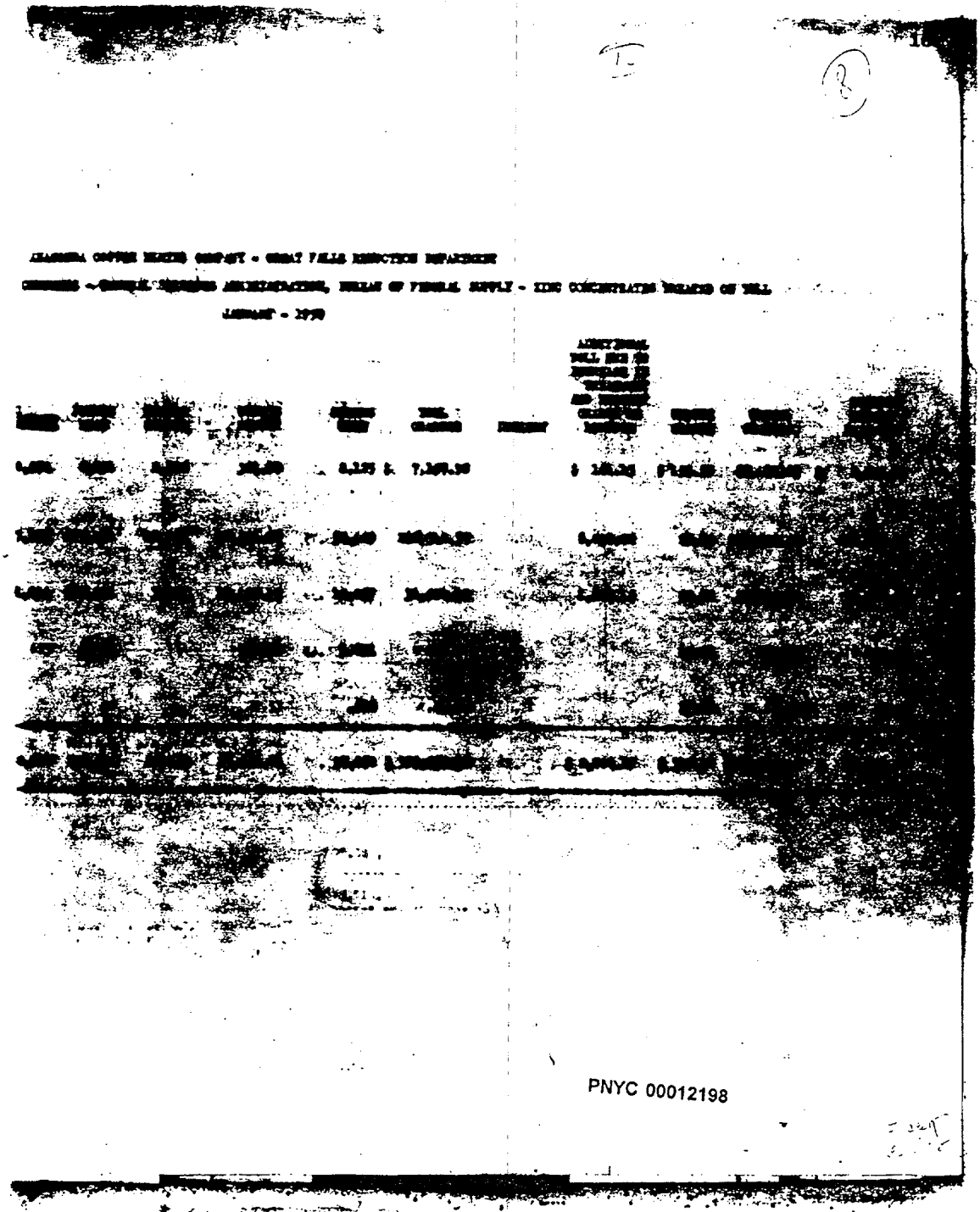

PNYC 00012198

ANACONDA COPPER MINING COMPANY - GREAT FALLS REDUCTION DEPARTMENT
SUMMARY OF TREATMENT AND RETURNABLE CONTENTS - AMERICAN ZINC COMPANY OF ILLINOIS
CADMIUM IN ZINC CONCENTRATES TREATED ON TOLL
JANUARY - 1960

		DRY WEIGHT POUNDS
ANACONDA - PRESCOTT		4,254,644
GREAT FALLS - PRESCOTT		1,477,295
	GRAND TOTAL	5,731,739

ANACONDA COPPER MINING COMPANY - GREAT FALLS REDUCTION DEPARTMENT
SUMMARY OF TREATMENT AND RETURNABLE CONTENTS - INTERNATIONAL MINERALS AND METAL
CADMIUM IN ZINC CONCENTRATES TREATED ON TOLL
JANUARY - 1960

GREAT FALLS - PHELPS DODGE		10,082,381

ANACONDA COPPER MINING COMPANY - GREAT FALLS REDUCTION DEPARTMENT
SUMMARY OF TREATMENT AND RETURNABLE CONTENTS - MINERAL MINING AND SMELTING COM
CADMIUM IN ZINC CONCENTRATES TREATED ON TOLL
JANUARY - 1960

ANACONDA - MINERAL		7,758,255
GREAT FALLS - MIKE HORSE		304,826
	GRAND TOTAL	8,254,081

ANACONDA COPPER MINING COMPANY - GREAT FALLS REDUCTION DEPARTMENT
SUMMARY OF TREATMENT AND RETURNABLE CONTENTS - PHILIP MORRIS, INCORPORATED
CADMIUM IN ZINC CONCENTRATES TREATED ON TOLL
JANUARY - 1960

ANACONDA - PRESCOTT		3,952,891
GREAT FALLS - PRESCOTT		3,402,296
	GRAND TOTAL	7,355,207

ANACONDA COPPER MINING COMPANY - GREAT FALLS REDUCTION DEPARTMENT
SUMMARY OF TREATMENT AND RETURNABLE CONTENTS - UNITED STATES SMELTING, REFINING
CADMIUM IN ZINC CONCENTRATES TREATED ON TOLL
JANUARY - 1960

ANACONDA - MIDVALE		7,734,275
GREAT FALLS - TELLURIDE		654,934
ANACONDA - AFARDS		90,747
	GRAND TOTAL	8,479,956

PNYC 00012199

ANACONDA COPPER MINING COMPANY - GREAT FALLS REDUCTION DEPARTMENT
[illegible] OF TREATMENT AND [illegible] COMPANIES - AMERICAN ZINC COMPANY OF ILLINOIS
CARBONATE IN ZINC CONCENTRATES TREATED ON TOIL
JANUARY - 1950

DRY WEIGHT POUNDS	POUNDS CARBON [illegible]	POUNDS CARBON [illegible]	TOIL CHARGES
[illegible]	[illegible]	[illegible]	[illegible]
[illegible]	[illegible]	[illegible]	[illegible]
[illegible]	[illegible]	[illegible]	[illegible]

ANACONDA COPPER MINING COMPANY - GREAT FALLS REDUCTION DEPARTMENT
[illegible] OF TREATMENT AND [illegible] COMPANIES - [illegible] MINERALS AND METALS CORPORATION
CARBONATE IN ZINC CONCENTRATES TREATED ON TOIL
JANUARY - 1950

[illegible]	[illegible]	[illegible]	

ANACONDA COPPER MINING COMPANY - GREAT FALLS REDUCTION DEPARTMENT
[illegible] OF TREATMENT AND [illegible] COMPANIES - [illegible] MINING AND [illegible] COMPANY
CARBONATE IN ZINC CONCENTRATES TREATED ON TOIL
JANUARY - 1950

[illegible]	[illegible]	[illegible]	
[illegible]	[illegible]	[illegible]	
[illegible]	[illegible]	[illegible]	

ANACONDA COPPER MINING COMPANY - GREAT FALLS REDUCTION DEPARTMENT
[illegible] OF TREATMENT AND [illegible] COMPANIES - [illegible] STATES SMELTING, REFINING AND MINING COMPANY
CARBONATE IN ZINC CONCENTRATES TREATED ON TOIL
JANUARY - 1950

[illegible]	[illegible]	[illegible]	[illegible]
[illegible]	1,[illegible]	[illegible]	[illegible]
[illegible]	[illegible]	[illegible]	[illegible]
[illegible]	[illegible]	[illegible]	[illegible]

PNYC 00012200

ANACONDA COPPER MINING COMPANY - GREAT FALLS REDUCTION DEPARTMENT
SUMMARY OF TREATMENT AND RETURNABLE CONTENTS - GENERAL SERVICES ADMINISTRATION -
CADMIUM IN ZINC CONCENTRATES TREATED ON TOLL
JANUARY - 1950

	DRY WEIGHT POUNDS
ANACONDA - MIXED PILE NO. 41 AMARILLO	214,223
GREAT FALLS - EL POTOSI	1,966,565
GREAT FALLS - FRESNILLO	2,601,697
ANACONDA - FRESNILLO	822,[illegible]
TOTAL FRESNILLO	3,424,386
GREAT FALLS - HANOVER MILL	5[illegible],379
GREAT FALLS - [illegible] (CAPE PILLAR)	1,6[illegible],177
GREAT FALLS - RESURRECTION	[illegible]
GREAT FALLS - RIO ARGENTINE	3,312,7[illegible]
ANACONDA - STAR	2,166,777
GRAND TOTAL	1[illegible],4[illegible],145

PNYC 00012201

ANACONDA COPPER MINING COMPANY - GREAT FALLS REDUCTION DEPARTMENT
OF TREATMENT AND RESURRABLE CONTENTS - GENERAL SERVICES ADMINISTRATION - BUREAU OF FEDERAL SUPPLY
CARBONS IN ZINC CONCENTRATES TREATED ON TOLL
JANUARY - 1950

DRY WEIGHT POUNDS	POUNDS CARBON TREATED	POUNDS CARBON RESURRABLE	TOLL CHARGES
[illegible]	[illegible]	[illegible]	$ [illegible]
[illegible]	11,970	[illegible]	[illegible]
[illegible]	[illegible]	[illegible]	[illegible]
[illegible]	[illegible]	[illegible]	[illegible]
[illegible]	[illegible]	[illegible]	[illegible]
[illegible]	[illegible]	[illegible]	[illegible]
[illegible]	[illegible]	[illegible]	[illegible]
[illegible]	[illegible]	[illegible]	[illegible]
[illegible]	[illegible]	[illegible]	[illegible]
[illegible]	[illegible]	[illegible]	[illegible]
[illegible]	[illegible]	[illegible]	[illegible]

F. C. [illegible]
2-[illegible]

PNYC 00012202

[redacted]

PNYC 00012203

ANACONDA COPPER MINING COMPANY - SLAG TREATING PLANT - EAST HELENA,

JANUARY - 1950

STATEMENT OF TREATMENT, PRODUCTION AND COST AT THE SLAG TREATING I

TREATMENT	Dry Tons	Purchase Cost	Reduction Expense	Total Cost
On Hand January 1, 1950	None			
RECEIPTS				
Slag - Molten - From A.S. & R. Co.	18,154.43	$ 83,871.83		$ 83,871.
Slag - Cold - From A.S. & R. Co.	1,381.35	5,701.94		5,701.
REDUCTION EXPENSE				
Slag Treating Plant - Operating			$ 60,804.67	60,804.
On Hand January 31, 1950	None			
TOTAL RECEIPTS - TREATED	19,534.78	$ 89,573.77	$ 60,804.67	$ 150,378.
PRODUCTION				
On Hand January 31, 1950				
Bag House Fume	1,157.80	$ 40,988.29	$ 22,755.45	$ 63,753.
SHIPMENTS				
Fume to Electrolytic Zinc Plant - Great Falls	3,796.89	$ 77,753.25	$ 52,796.89	$ 130,549.
Fume to American Chemet Corp., Chicago, Ill.	148.99	6,881.54	2,307.11	9,188.
Fume to Eagle Picher Company, Salem, Kansas	78.98	2,900.45	1,548.03	4,448.
Fume to Ozark Smelting and Mining - Coffeyville, Kansas	139.36	5,950.30	2,652.32	8,602.
TOTAL	4,166.21	$ 93,886.32	$ 59,347.35	$ 153,232.
TOTAL	4,322.41	$ 129,873.71	$ 82,712.78	$ 211,986.
On Hand January 1, 1950				
Bag House Fume	1,110.67	$ 39,700.12	$ 21,906.11	$ 61,606.
PRODUCTION	3,211.74	$ 89,573.59	$ 60,804.67	$ 150,378.
Loss or Gain				
Per Cent Recovery				
Pounds Zinc Recovered			4,472,087	
Cost Per Pound of Zinc Produced		2.0029¢	1.3597¢	3.3

ACTUAL VALUE OF FUME SALES

American Chemet Corp.	$ 16,518.10
Eagle Picher Company	8,878.56
Ozark Smelting and Mining Co.	15,280.33

PNYC 00012204

ANACONDA COPPER MINING COMPANY - SLAG TREATING PLANT - EAST HELENA, MONTANA

JANUARY - 1954

STATEMENT OF TREATMENT, PRODUCTION AND COST AT THE SLAG TREATING PLANT

Dry Tons	Purchase Cost	Reduction Expense	Total Cost	ZINC Pounds	LEAD Pounds	SILVER Ounces
None						
[illegible]	$ [illegible]		$ [illegible]	[illegible]	[illegible]	
[illegible]	[illegible]		[illegible]	[illegible]	[illegible]	
		$ [illegible]	[illegible]			
None						
[illegible]	$ [illegible]	$ [illegible]	$ [illegible]	[illegible]	[illegible]	
[illegible]	$ [illegible]	$ [illegible]	$ [illegible]	[illegible]	[illegible]	
[illegible]	$ [illegible]	$ [illegible]	$ [illegible]	[illegible]	[illegible]	
[illegible]	[illegible]	[illegible]	[illegible]	[illegible]	[illegible]	
[illegible]	[illegible]	[illegible]	[illegible]	[illegible]	[illegible]	
[illegible]	$ [illegible]	$ [illegible]	$ [illegible]	[illegible]	[illegible]	
[illegible]	$ [illegible]	$ [illegible]	$ [illegible]	[illegible]	[illegible]	
[illegible]	$ [illegible]	$ [illegible]	$ [illegible]	[illegible]	[illegible]	
[illegible]	$ [illegible]	$ [illegible]	$ [illegible]	[illegible]	[illegible]	
				[illegible]	[illegible]	[illegible]
				[illegible]	[illegible]	
		[illegible]				
	[illegible]	[illegible]	[illegible]			
$ [illegible]						
[illegible]						
[illegible]						

PNYC 00012205