S.V. HF MILL 1,2.V-201 C.V. V-9,V-10,V-13,V-14 D.V. DATE PRINTED: 12/6/81

CG 16 CODE RC-1-A PKG ___ PROCESSES APPROVED BY
( )RC-1-A (C) BBK 11/5/81

JUN 24 1982 G2H02
(DATE) (LOT NUMBER)

TYPED BY: JMH

ESTIMATED WGT. [illegible] LBS. STANDARD HRS. _____ TIME _____M

PUNCH [illegible]

PREPARATION NOTES: _____

EQUIPMENT		NAME: MONASTRAL RED B 5 PAGES	USE LBS	N-CODE	ACCT LBS
PREP 1	1	INSTALL TEMP & AMP CHARTS			
	2	WEIGH +/-600# OF RC-1/RC-3 BORAX SLUDGE FOR S5			
	3	DIP LIQUID FROM SLUDGE & ADD TO CLASSIFIER INTAKE			
	4	OBTAIN +/-200# CHOPPED ICE FOR S13-B			
HF MILL 2	5	SHOVEL 600# OF BORAX SLUDGE (EQUIVALENT TO +/-300# 100% BROAX) INTO HF MILL. NOTE: TOTAL WEIGHT INCLUDES LIQUID REMOVED IN S3.			
	6	ADD	18	834-B	0
	7	START COOLING WATER SPRAY & AGITATOR			
	8	STIR 3-5 MIN TO UNIFORMITY			
	9	STOP AGITATOR & DUMP IN.. NOTE: RECORD: LOT, %100%, & "AS IS LBS" IN S35.	130	7500-A	0
	10	STIR 3-5 MIN TO UNIFORMITY			
	11	ADD IN 5-10 MIN WHILE AGITATING	300	972-A	0
	12	IMMEDIATELY START MILLING CYCLE			
	13	STIR FOR HOURS SHOWN BELOW MAINTAINING 38-42 AMPS & 110-130 DEG F.			

N-7500-A LOT	MILLING HOURS
Amy	5 HRS.
J	

A. AFTER 1/2 HR MILLING ADD N-972-A OR TRICKLE IN WATER TO MAINTAIN 38-42 AMPS. DO NOT ADD N-972-A AT LESS THAN 10 MIN INTERVALS. RECORD ADDITIONAL N-972-A USED IN S35.
B. IF NECESSARY, ADD N-57-A TO MAINTAIN 110-130 DEG F.
C. IF CAKE FORMS, STOP AGITATOR, SCRAPE MILL WALL TO PERMIT HEAT TRANSFER.
D. RECORD NECESSARY DATA IN S19, 20, 35 AND PAGE 5.

JUL 27 1982

7/26

N32718

DUP050464032

EQUIPMENT		PAGE 2 OF 5 CG 16 CODE RC-1-A (C)	USE LBS	N-CODE	ACCT LBS
CLASS 3	14	DURING S13 STIR, HOOK UP LINES FROM DORR CLASSIFIER TO V-10. NOTE: FEED VALVE MUST BE CLOSED.			
	15	OBTAIN TWO 55 GAL. DRUMS FOR S27.			
SHRIV 4	16	SET UP 20 PLATES EACH IN NO. 1 & NO. 2 SHRIVER THICKENERS			
HF MILL 5	17	ADD 5-10 GAL. WATER TO HF MILL. CAUTION: TOO MUCH WATER WILL CAUSE CHARGE TO SPLASH OVER EDGE OF MILL.			
	18	STOP AGITATOR & TURN OFF COOLING WATER.			
MISC 6	19	RECORD:			

CHG #	DATE START	TIME START	DATE FIN	TIME FIN	TOTAL MILL HRS
1	6/25/82	2:30 pm	6/25/82	7:30 pm	5 HRS
2					
3	7-20/82	11 00 AM	7-20-82	4 00 PM	5 HRS
4					
5	7-20-82	7:15 PM	7-20-82	12:15 AM	5 HRS
6	7-20-82	7:15 PM	7-20-82	12:15 AM	5 HRS
7	7-21-82	8:30 AM	7-21-82	1:30 PM	5 HRS
8					
9	7-21-82	5 00 pm	7-21-82	10:00 pm	5 HRS
10					
11	7-22-82	11 00 AM	7-22-82	4 00 pm	5 HRS
12					
13	7-22-82	6:45 PM	7-22-82	11:45 PM	5 HRS
14	7-22-82	6:45 PM	7-22-82	11:45 PM	5 HRS

20 RECORD ACCURACY ONCE PER SHIFT WHILE MILLING:

DATE	TIME	CHG NO.	AM-METER AMPS	RE-CORDER AMPS	HT *F	RECORD *F
6-25-82	6 pm	1+2	39-41	38-42		126-126

SV-11 7	21	ADD 10" (122G) WATER TO V-11			
	22	HEAT TO 140-150 DEG F FOR S24			

* * * * * * * *

DUP050464033

EQUIPMENT		PAGE 3 OF 5 CG 16 CODE RC-1-A (C)	USE LBS	N-CODE	ACCT LBS
13/14 8	23	PUMP 2 CHARGES FROM HF MILLS TO V13 OR V14			
	24	WASH OUT HF MILLS, WITH HEATED WATER FROM V11			
	25	ADJ TO 24" (408G) AT 140-150 DEG F			
	26	IMMEDIATELY COOL TO 75-80 DEG F	6X330	57-A	0
	27	RECORD DATE ON BOTTOM OF PAGE 5			
CLASS 9	28	BACK WASH LINES FROM CLASSIFIERS TO V-13 OR V-14			
	29	PLACE 55 GAL DRUM UNDER SLUDGE DISCHARGE & START MOTOR			
	30	OPEN INLET VALVE & RUN V-13 OR V-14 THRU CLASSIFIER TO V-10 AT 2.5-3.0 GPM			
	31	WHEN DRUM CONTAINS +/-45G OF SLUDGE, CHANGE DRUM, WEIGH & RECORD IN TABLE ON BOTTOM OF PAGE 5			
	32	WHEN V-13 OR V-14 IS MT, CLOSE FEED VALVE & BACKWASH LINE TO VAT FOR 1/2 MIN.			
	33	OPEN FEED VALVE & DRAIN VAT TO CLASSIFIER, DO NOT WASH IN VAT. NOTE: 4 OR FEWER HF MILL CHARGES MAY BE RUN FROM V-13 OR V-14 TO V-9 OR V-10, WITHOUT TREATMENT OR CLASSIFICATION. RECORD: CHARGE NO. _____ _____ _____ _____			
MISC 10	34	REPEAT S'S 1-33 UNTIL 14 CHARGES ARE COLLECTED. ****CAUTION**** AFTER 9TH CHARGE WATCH VOLUME IN V-10.			
		*****CONTINUE TO NEXT PAGE FOR CHART*****			

EQUIP MENT		PAGE 4 OF 5 CG 16 CODE RC-1-A (C)	USE LBS	N-CODE	ACCT LBS
MISC 11	35	CHARGE OUT RAW MATERIALS BELOW			

CHG NO.	MILL NO.	NB34 #	RECORD SLUDGE AS IS	RECORD SLUDGE # 100%	N 972 #	N-7500-A LOT	N-7500-A # 100%	N-7500-A %	N-7500-A # AS IS	N57A	OPTR #
1	1	18	600	300	300	G/042	130	99.6	131	2310	101
2	2	18	600	300	300	G/043	130	99.6	131		
3	1	18	600	300	300	G/043	130	99.6	131		166
4	2	18	600	300	300	G/043	130	99.6	131	2310	
5	1	18	600	300	300	G042	130	99.6	131	2310	105
6	2	18	600	300	300	G042	130	99.6	131		105
7	1	18	600	300	300	G043	130	99.6	131	2310	322
8	2	18	600	300	300	G043	130	99.6	131		
9	1	18	600	300	300	G/042	130	99.6	131	2310	101
10	2	18	600	300	300	G/043	130	99.6	131		
11	1	18	600	300	300	G/042	130	99.6	131		166
12	2	18	600	300	300	G/042	130	99.6	131	2310	
13	1	18	600	300	300	G042	130	99.6	131		105
14	2	18	600	300	300	G043	130	99.6	131		105
TOT											

	36	ENTER RAW MATERIAL TOTALS IN "ACCT LBS" COLUMN			
V-10 12	37	HEAT V-10 TO 150-160 DEG F			
V-9 13	38	PUMP V-10 TO V-9 CAUTION DO NOT OVERLOW V9			
	39	START AGITATOR			
	40	ADJ TO +/-50° MAINTAINING 150-160 DEG F			
	41	RINSE IN V-10 & V-10 LINES			
	42	CIRCULATE THRU SHRIVER THICKENERS TO 50° (2220G) AT 150-160 DEG F			
	43	RECORD: START DATE 1-25-82 TIME 300P VOL 50			
	44	CIRCULATE UNTIL EFFLUENT REACHES 4000 OHMS			
	45	RECORD: FINISH DATE 1/26/82 TIME 245P OHMS 4000 PH 8.16 (8.4-9.0)			
		TIME / OHMS / TIME / OHMS			
		NOTE: AFTER 16 HRS WASHING TAKE OHM READINGS EVERY 4 HRS			
	46	SHUT OFF WATER & STOP CIRCULATION PUMP			

N-CODE	ACCT LBS
972-A	4,200
834-B	252
7500-A	4,820
57-A	13,860

EQUIPMENT		PAGE 5 OF 5 CG 16 CODE RC-1-A (C)	USE LBS	N-CODE	ACCT LBS
V-201 14	~~47~~ ~~48~~	PUMP V-9 TO V-201 WASH IN V-9 WITH MIN AMOUNT OF WATER			
V-9 15	49 50 51	RUN 10" (450G) WATER INTO V-9 HEAT TO 158-162 DEG F RECIRCULATE THRU SHRIVER THICKENERS FOR 15 MIN OR UNTIL EFFLUENT IS CLEAR			
201 16	~~52~~	ADD & STIR 10 MIN TO DISSOLVE	~~157~~ 157	707-B	~~157~~ 157
304 17	~~53~~ ~~54~~	RUN 30"(366G) WATER INTO V-304 & TURN ON AGITATOR ADD & STIR TO DISSOLVE FOR S55	103 ~~366~~	3-A	103 ~~206~~
201 18	~~55~~ ~~56~~ ~~57~~	RUN V-304 INTO V-201 IN 5-10 MIN STIR 10 MIN & RECORD: PH 8.9 (8.3-8.9) FLOOD TO 88" (5210G) & STOP AGITATOR			

START	FIN	OPTR
	6:15 Am	101

CHG NO.	VAT	VOLUME INIT	VOLUME FINAL	FINAL TEMP	N-57 USED	SLUDGE CLASS
1&2						
3&4						
5&6						
7&8						
9&10						
11&12						
13&14						

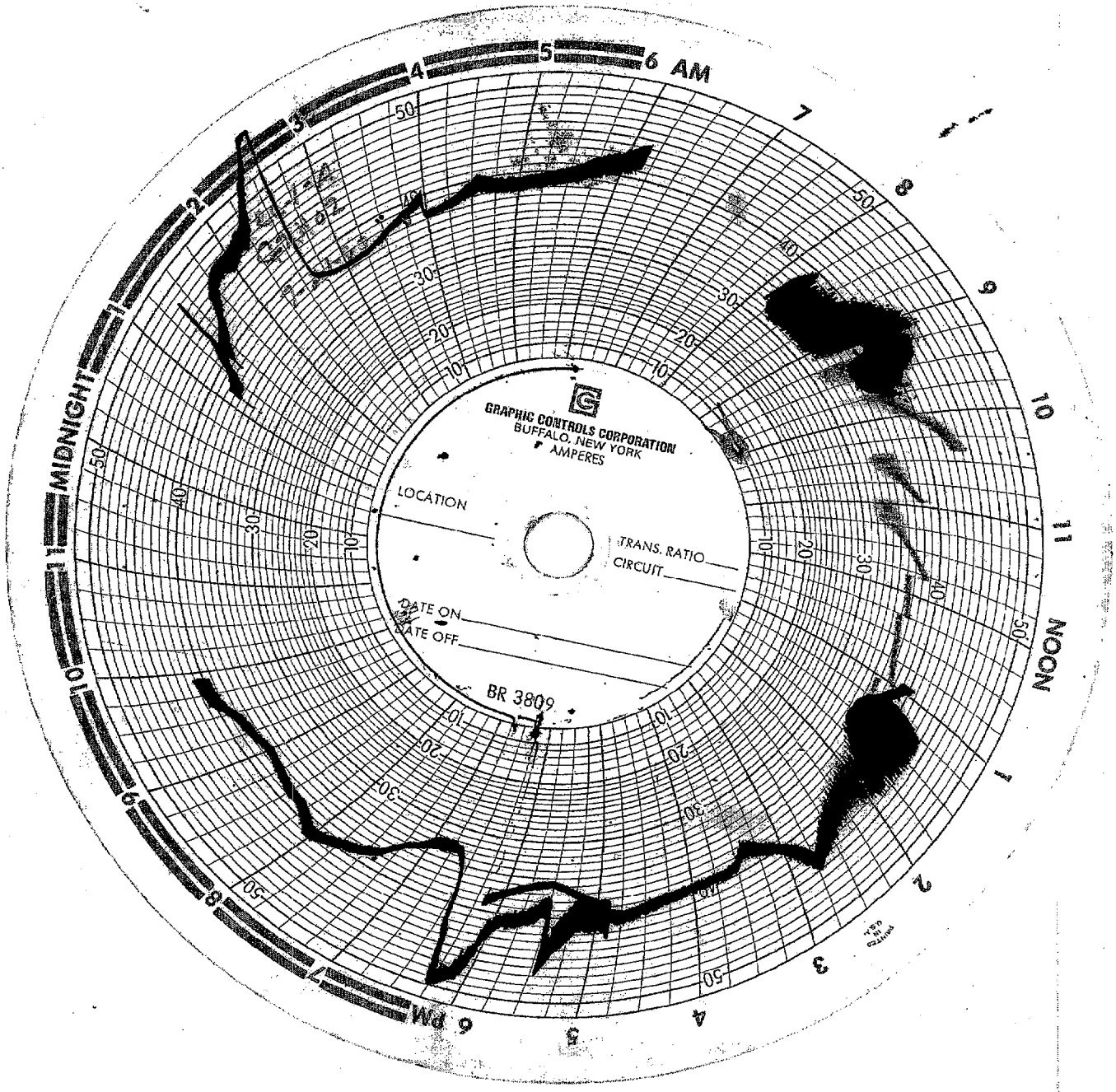

N32718.01

DUP050464037

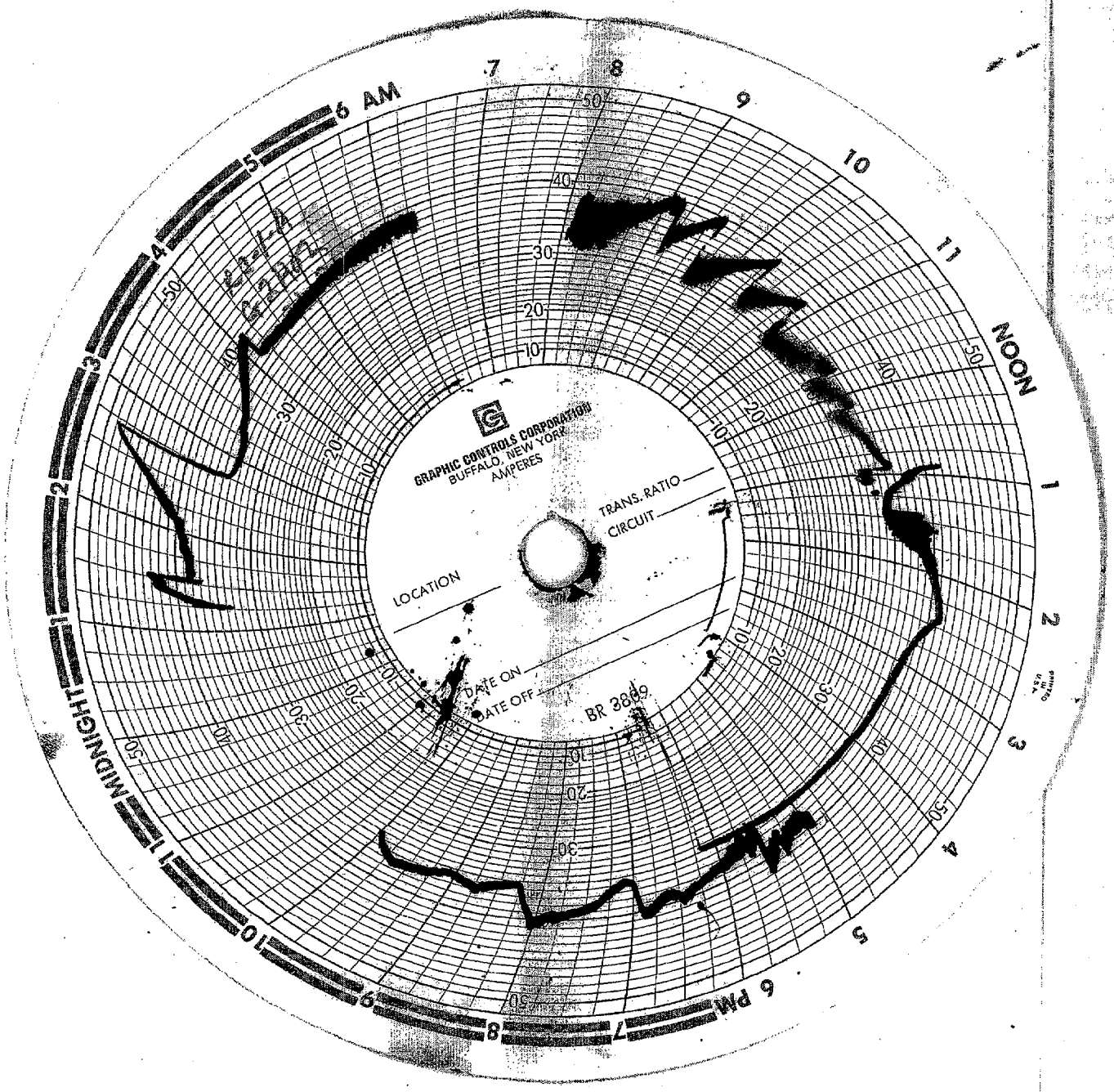

DUP050464038

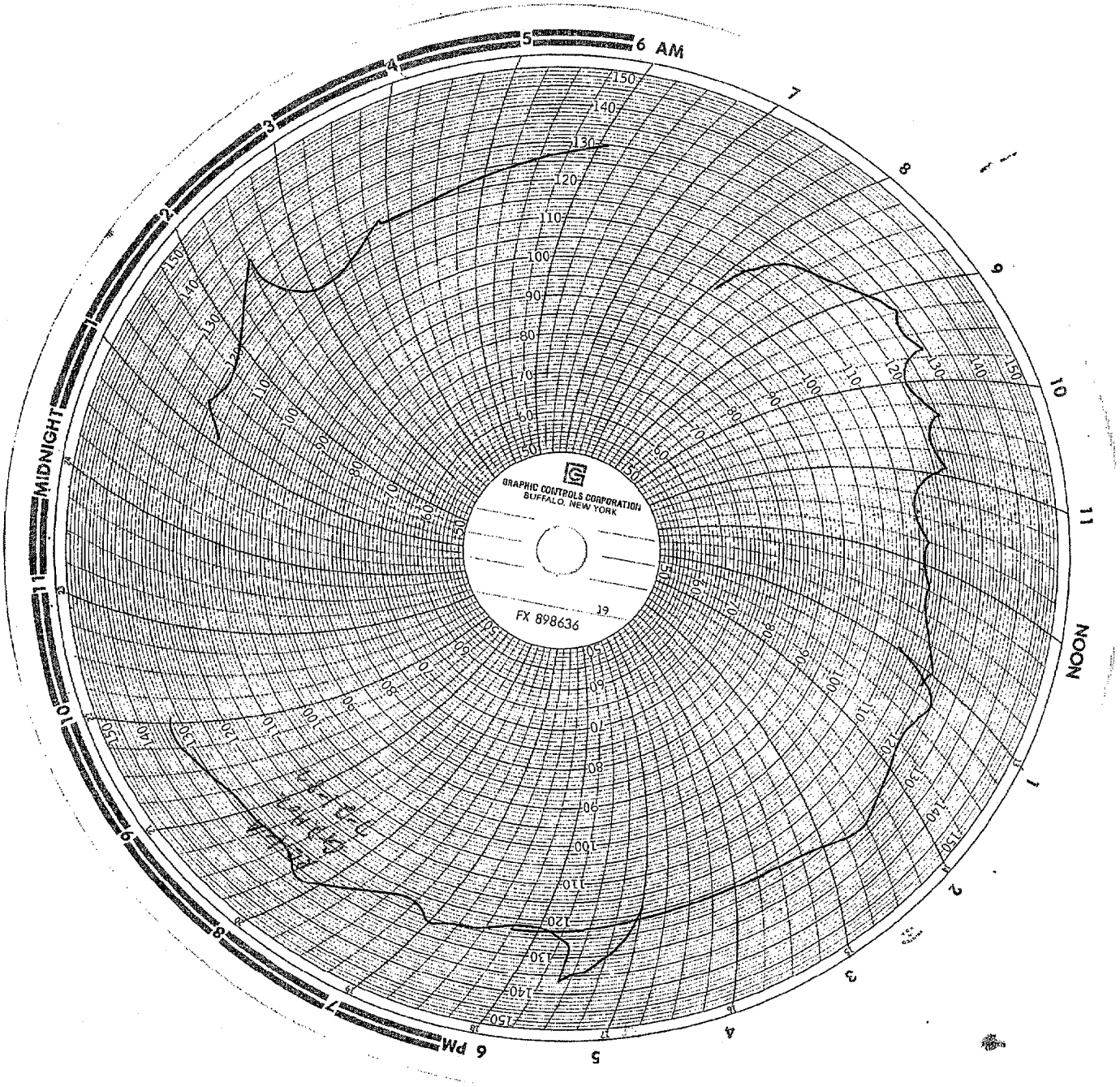

DUP050464039

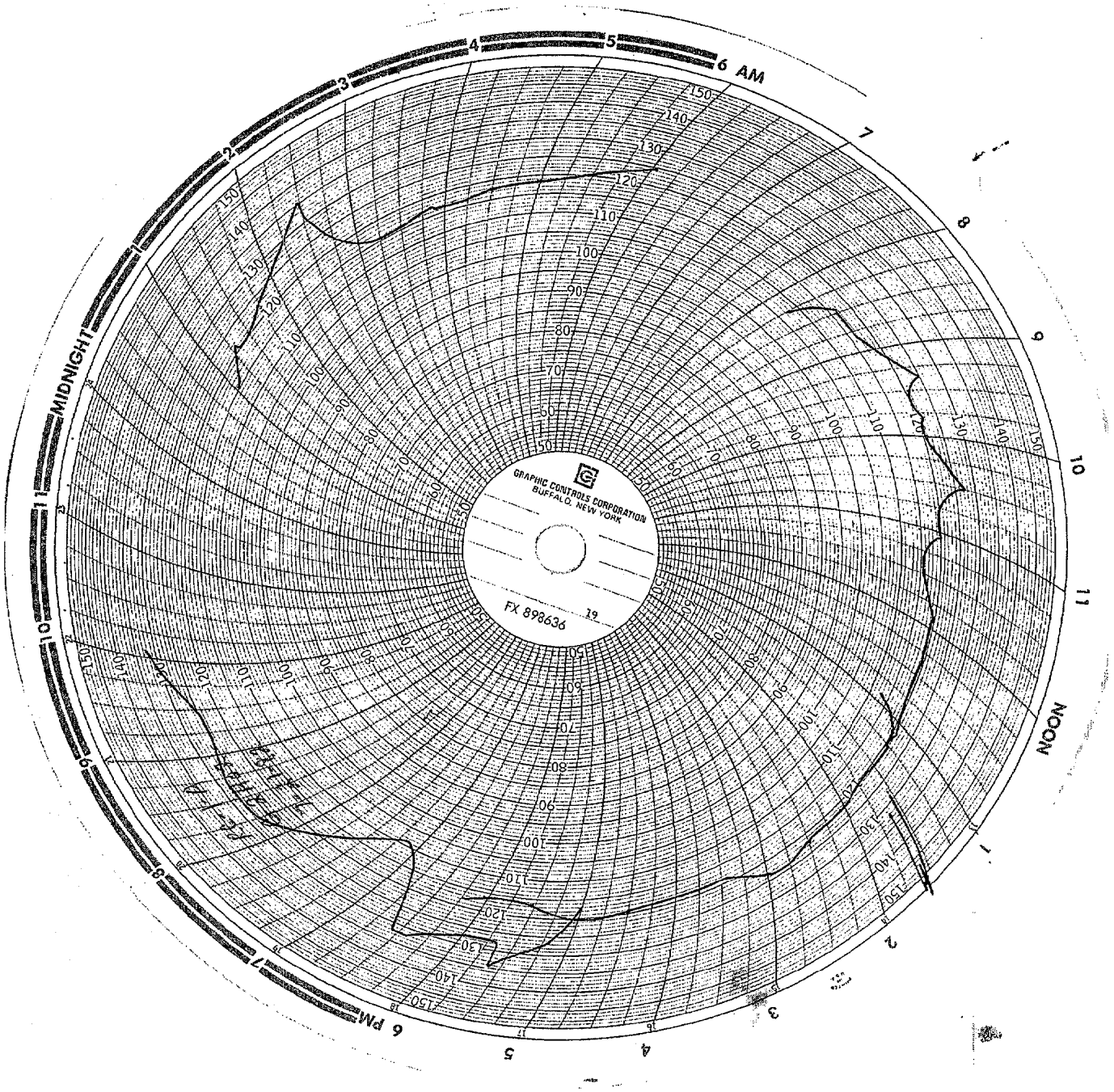

DUP050464040

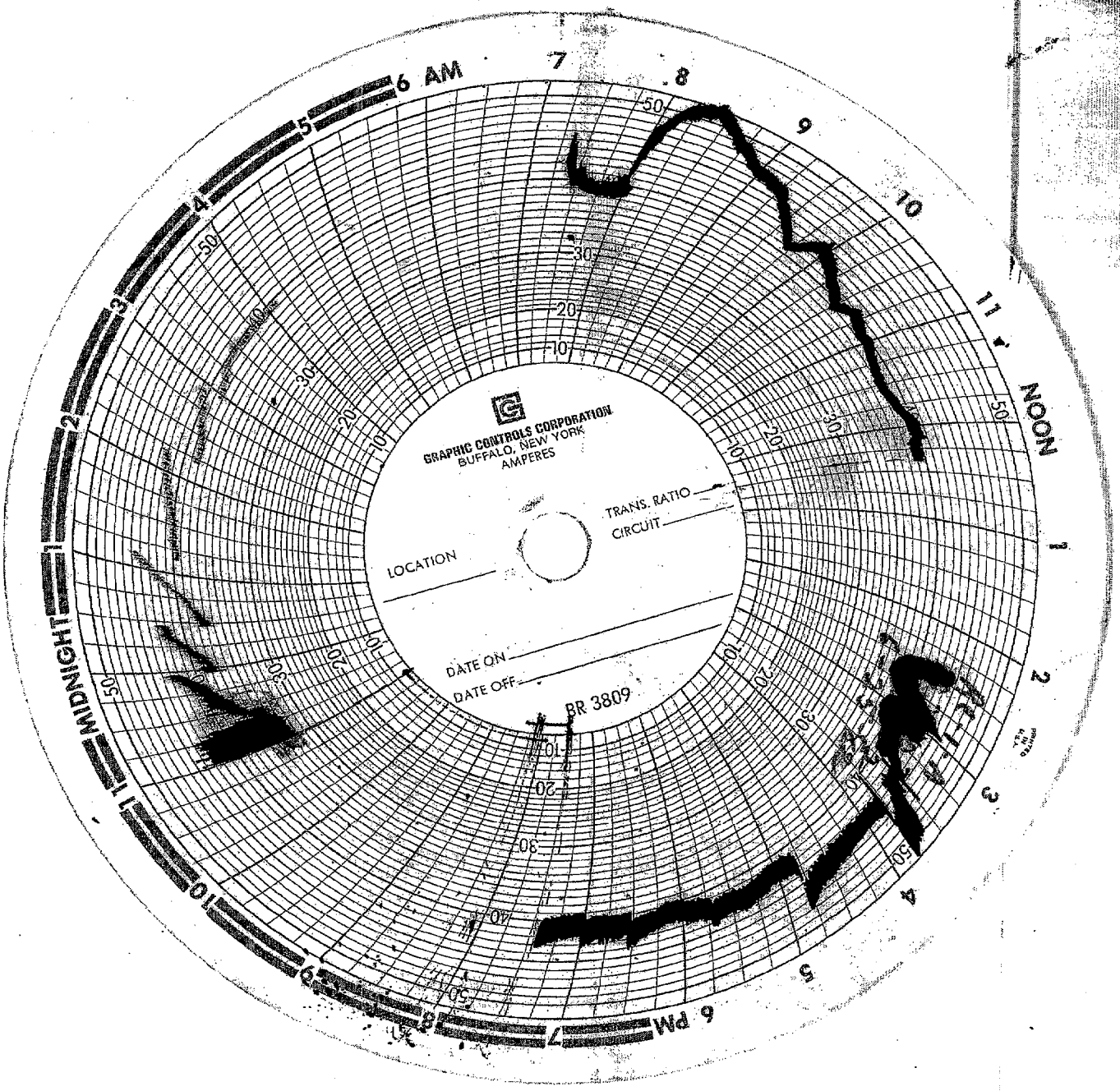

DUP050464041

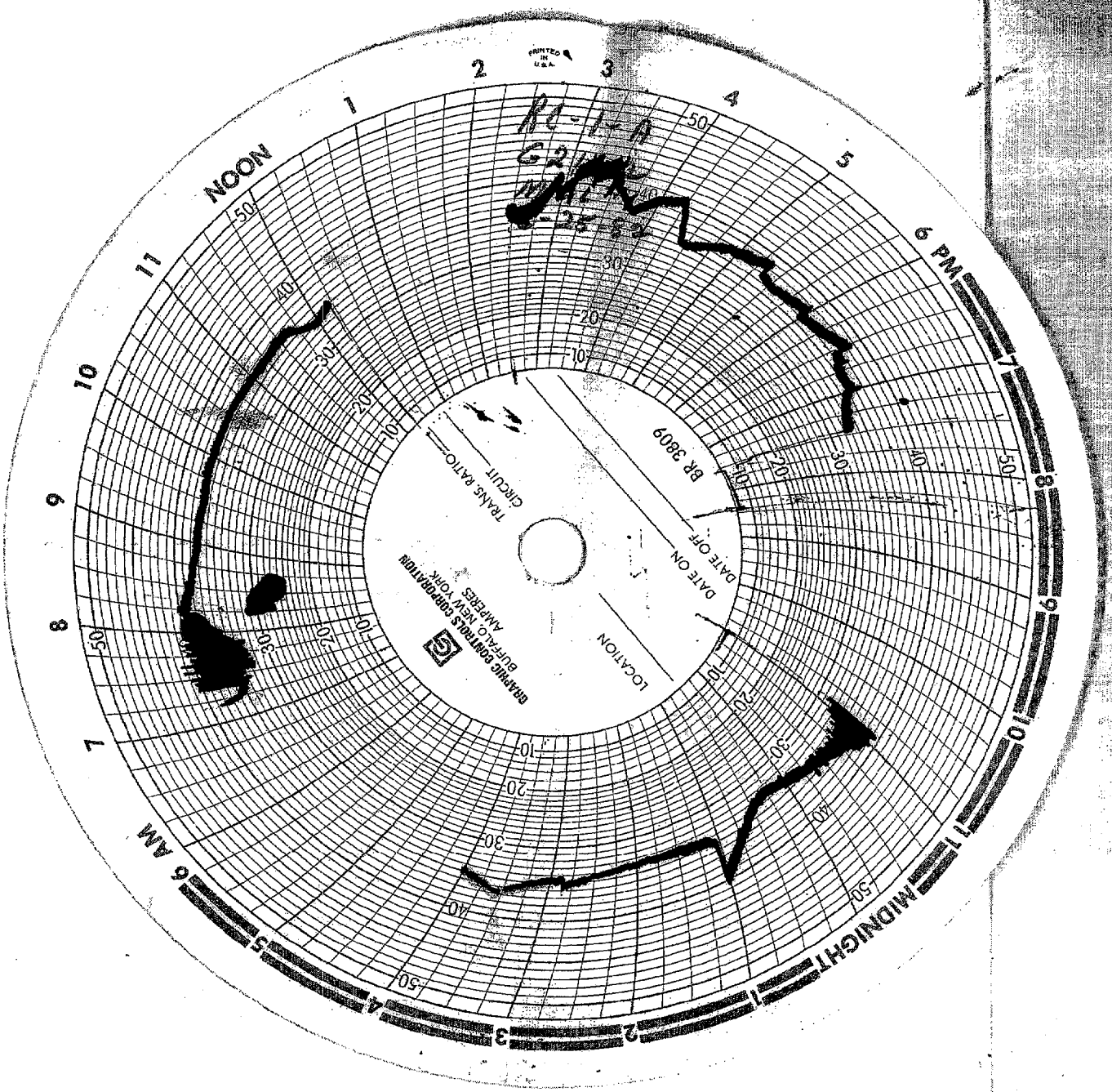

DUP050464042

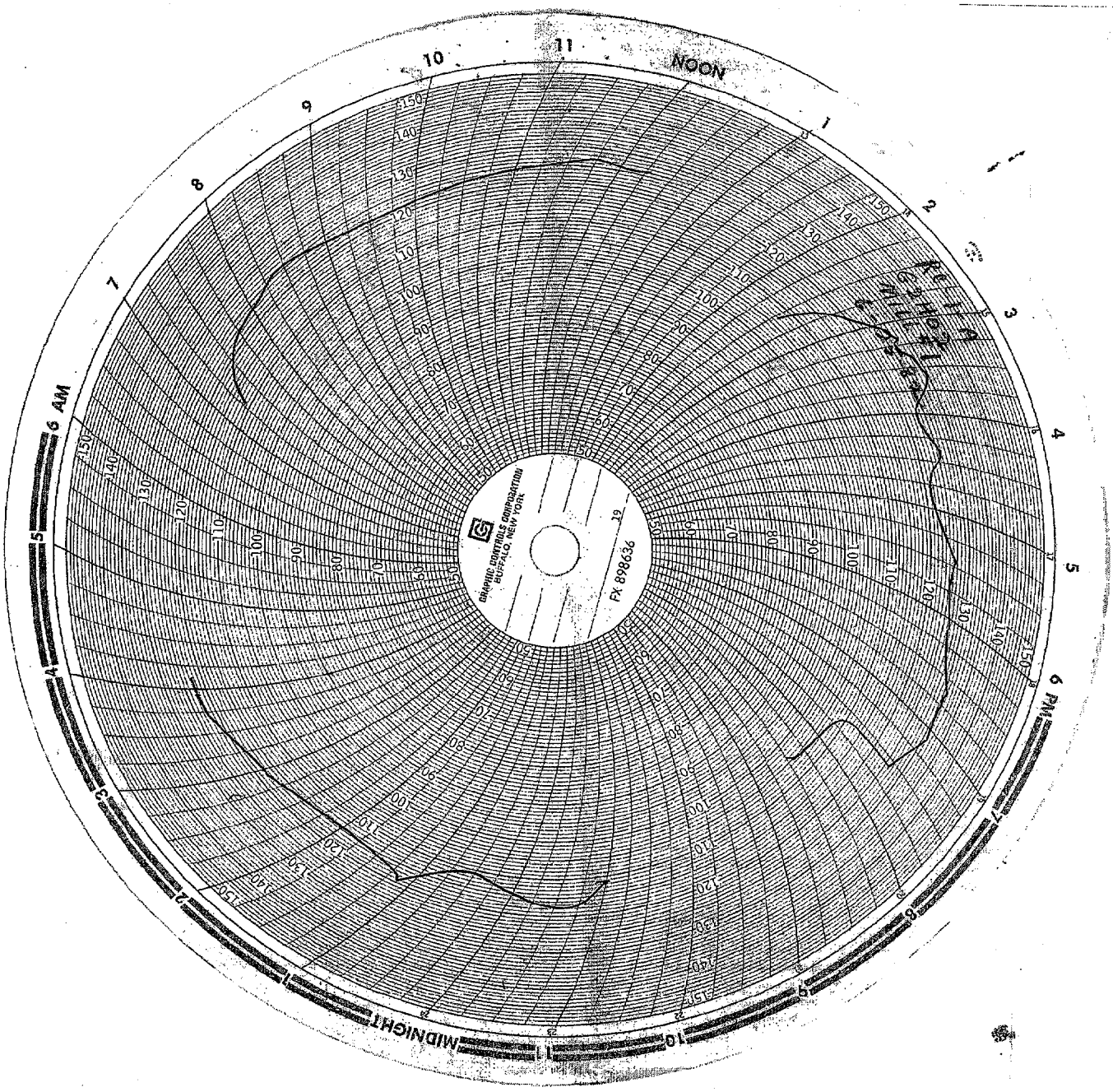

DUP050464043

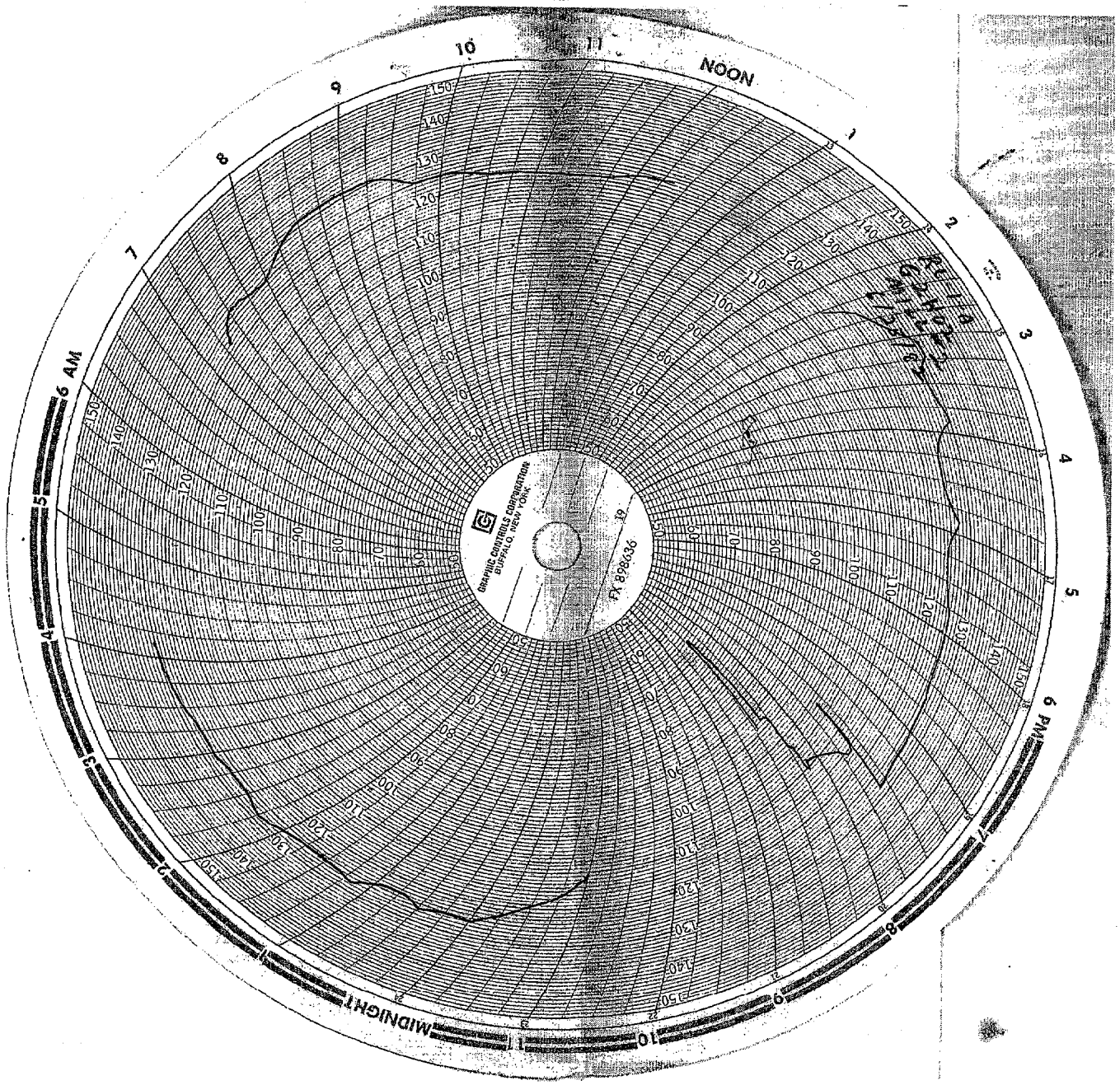

DUP050464044