vapor and vacuum steam heating service. Maximum pressure 25 lb per sq in.

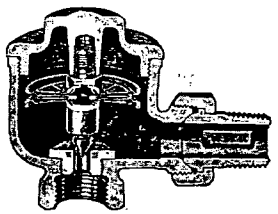

Fig. 7. Webster Size 702-M Trap

Series "7M"—Perfected diaphragm-type thermostatic trap, *fully compensated for pressure.* Uses Monel Metal diaphragm, Stainless Steel valve piece and seat insert. Renewable seat. Factory adjusted. Made in angle, right-corner, left-corner, vertical and straightway bodies. Sizes: ½, ¾ and 1 in. For low pressure vapor and vacuum steam heating service. Maximum pressure 25 lb per sq in.

Series 7 with phosphor-bronze diaphragm, brass valve piece and seat is also available.

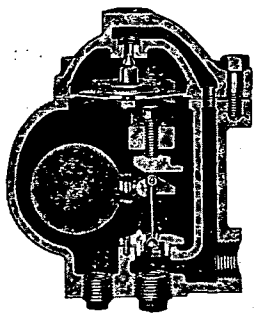

Fig. 8. Webster Size 0026-T Drip Trap will handle 1100 lb Water per Hour at 2 lb Pressure Difference

Series "26"—A heavy duty trap for drips of mains, blast radiation, unit heaters, hot water generators and similar applications. A rugged float-type trap available with and without thermostatic air vent. Made in six sizes: 400, 1100, 1600, 3000, 5000 and 11,700 lb water per hour at 2 lb pressure difference. Maximum working pressure is 15 lb per sq in.



Fig. 9. Webster Size 782 Trap

Series "78" — thermostatic trap *built for* process steam pressures (10 to 150 lb per sq in.). Monel Metal diaphragm. Stainless Steel valve piece and seat insert. Angle model only. Sizes: ⅜, ½, ¾ and 1 in. Extensively used with laundry, cooking, sterilizing and other process-steam uses.

Series "79"—For use where large volumes of very hot condensate form more quickly than can be discharged by thermostatic traps alone. Float and thermostatic traps designed for normal working pressures between 15 and 150 lb per sq in. Water of condensation is passed through a float-controlled seat opening while air is discharged into the return piping by a thermostatically controlled vent. Compact and light in weight. Can be readily mounted in a pipe line without other support. Available with either ¾ in. or 1 in. inlet and outlet.

Cast iron body, copper asbestos gasket and cover bolted together with steel cap screws. Monel Metal valve piece and stem. Stainless steel seat. Air vent unit is Monel Metal diaphragm with Stainless Steel valve piece and brass seat with Stainless Steel insert.

DIRT STRAINERS AND POCKETS

Placed in return lines of steam heating systems to prevent dirt, rust and scale from impairing tightness of traps.



Fig. 10. Size 54C-1 Webster Boiler Protector with Low Water Electrical Cut-out Switch. Size 54 has no Cut-out Switch

BOILER PROTECTOR

Prevents breakage in low pressure heating boilers when water level becomes inadequate. Automatically supplies raw water to boiler when water level drops to 1 in. above bottom of gage glass.

For maximum boiler pressure of 15 lb per sq in. Maximum cold water main pressure should not exceed 150 lb per sq in.; minimum must not be less than 25 lb per sq in.

Made with ¾ in. connections, with or without electrical cut-out switch.

WEBSTER-NESBITT UNIT HEATERS

Are manufactured by John J. Nesbitt, Inc., Holmesburg, Philadelphia, Pa., and are distributed solely through Warren Webster & Company, Camden, New Jersey. Designed to circulate large volumes of air at comparatively low temperatures, assuring quick heating.

Ratings of Webster-Nesbitt Unit Heaters are based on tests made in accordance with standard test code of Industrial Unit Heater Association and A.S.H.V.E.



Fig. 11. Standard Propeller-Fan Type

PROPELLER-FAN UNIT HEATERS

Newly designed twenty-one unit models now available giving a wide selective range. Quiet large area blade fans. Rubber-isolated motors; single or multispeed. Compact suspended type. Sturdy casings. Modern styling. Catalog W-N 111.

GIANT UNIT HEATERS



Fig. 12 Blower-Fan Type

Blower-fan type for economical heating of large areas. Floor-mounted, wall-mounted, ceiling-suspended, from 109,000 Btu, 2620 cfm to 1,008,000 Btu, 16,000 cfm with 2 lb steam, 60 degrees entering air. With or without Thermadjust Temperature Control Damper. Catalog W-N 104.

SERIES F UNIT HEATERS



Fig. 13 Series F Unit Heater

Centrifugal fan type for lobbies, showrooms, offices where quietness and appearance count. Four casing sizes with two radiator sizes available for each casing. Floor or ceiling mounting. Publication W-N 105.

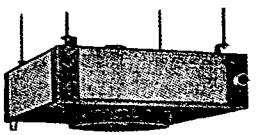

Fig. 14 "Little Giant" Down Blow Type



Fig. 15. Horizontal Blow Type

LITTLE GIANT UNIT HEATERS

New, light, compact, draw-through, high-velocity units available in down blow and horizontal blow models. 39,200 Btu, 710 cfm to 625,000 Btu, 9150 cfm.

Down Blow Type—In general, indicated when the presence of cranes and other machinery requires that the unit and piping be located well above the floor level.

Horizontal Blow Type—Application follows principles of heat distribution regularly employed in suspended blower fan type heater. Units are located closer to working zone than in the case of the Down Blow type. See Publication W-N 109.

RESIDENTIAL CONDITIONERS

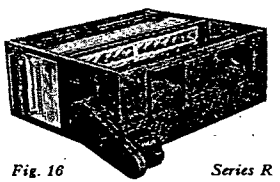

Fig. 16 Series R

Series R—For large and small residences. In two-section combinations for winter heating only with steam or hot water systems; or for heating, air cleaning and humidification (with a trouble-free cascade-type of humidifier) for summer cooling and dehumidification with cold water. Eight basic sizes: 750 to 4000 cfm.



Fig. 17 Series D



Fig. 18 Series A

Series D—Simplified compact unit heating systems for apartments and multiple residences. Available with steam or hot water heating element. Three sizes: 300, 450, 600 cfm.

Series A—For apartments. All the newly designed features of Series D Units plus (in a little added space) air cleaning; winter humidification, and summer cooling with cold water. Four sizes: 350 to 1000 cfm. Send for Publication W-N 107.