



# NPDES Pretreatment Compliance Sampling Inspection Report

Sportsfield Specialties, Inc. (SSI)

41155 State Highway 10  
Delhi, New York 13753

40 CFR Parts 403 & 433.17 & IU Permit

Inspection Date: November 15, 2022

**Report Prepared by:**

**THUAN TRAN** Digitally signed by THUAN TRAN  
Date: 2023.01.10 12:07:03 -05'00'

Thuan Tran, Physical Scientist

Date: \_\_\_\_\_

**Report Approved by:**

**PHILIP COCUZZA** Digitally signed by PHILIP  
COCUZZA  
Date: 2023.01.10 12:12:43 -05'00'

Phil Cocuzza, Chief  
Monitoring Operations Section

Date: \_\_\_\_\_

## 1.0 OBJECTIVE

On November 15, 2022, the United States Environmental Protection Agency (USEPA) conducted a Pretreatment Compliance Sampling Inspection (CSI) at Sportsfield Specialties, Inc. (SSI). The objective of the Pretreatment CSI was to gather information necessary to determine if the facility is in compliance with the requirements and limitations of the Federal General Pretreatment Regulations for Existing and New Sources of Pollution in 40 CFR Part 403 and the Federal Metal Finishing Point Source Category for Pretreatment Standards for New Sources in 40 CFR Part 433.17, as well as, their issued Industrial User Permit from the Village of Stamford which expires on August 31, 2023.

## 2.0 KEY PARTICIPANTS

Listed below are key inspection participants and contact information, grouped by organization.

U.S. Environmental Protection Agency  
Thuan Tran, Lead Inspector  
732-321-4455, email: [tran.thuan@epa.gov](mailto:tran.thuan@epa.gov)  
Robert Morrell, Geologist

Sportsfield Specialties, Inc. (SSI)  
Ivan Gielskie, Maintenance Manager  
607-746-1402, email: [igielskie@sportsfield.com](mailto:igielskie@sportsfield.com)  
Jonathan Kemp, Director of Operations

Kathleen Souzzo, PE, PLLC – A NYS Certified WBE Engineering Firm (Contractor)  
Casey Corrigan, Assistant Manager  
315-941-0219, email: [ccorrigan@kspepllc.com](mailto:ccorrigan@kspepllc.com)

## 3.0 FACILITY DESCRIPTION

### 3.1 General Information

Sportsfield Specialties, Inc. (SSI) has two manufacturing warehouses that perform metal finishing operation. The main building is located at 41155 State Highway 10, Delhi, New York (NY) and started in 2003. The second building was constructed and completed at the end of 2019 and is located at 40995 State Highway 10, Delhi, NY. Sportsfield Specialties, Inc. manufactures specialized sporting infrastructure and equipment, such as football goal posts, soccer goals, protective netting systems, team benches, track & field equipment, dugouts, etc. The facility is categorized under Standard Industrial Classification (SIC) 3949 - Sporting and Athletic Goods, Not Elsewhere Classified and the North American Industry Classification System (NAICS) 339920 - Sporting and Athletic Goods Manufacturing.

To product specialized sporting infrastructure and equipment, raw materials are received and stored at the two manufacturing locations depending on the sizes of the stock material. Major manufacturing equipment at the facilities consist of Benders, Press, Welding, Washroom (cleaning and etching), and Painting (powder coating). The production of specialized equipment generates process wastewater that is pretreated by an on-site Alar Waste Treatment System. The pretreated process wastewater is contained in an aerated storage tank until enough accumulates to be transported for further treatment. Gray's Countryside Septic Service located at 51 Union Street, Walton, NY serves as the septic hauler. Approximately 3,000 gallons of pretreated wastewater are trucked to the Village of Stamford WWTP per event.

### 3.2 Process Information

The manufacturing operation is similar at both locations. In the old warehouse, raw material (aluminum and steel) in the forms of sheet and cylindrical tubes go through the process of machining (milling, sanding and/or bending) followed by the process of forming (shear, laser cut, and/or punch). The bare parts are moved to the staging area in preparation for welding. After welding, some parts may go through the process of grinding, sanding, and/or deburring to smooth rough edges. From the welding process and some side operations, the bare parts are moved into the washroom for cleaning. Bare parts are washed with well water and detergent/chemical etcher to remove dirt, grease, oil, and/or oxide from their surface. The parts are dried in a heat oven. After the parts have cooled down to ambient temperature, the surface is spray painted and allowed to dry. The coated parts are visually inspected before moving onto the assembly area. Once the parts are assembled into specialized equipment/infrastructures, they are moved to the shipping area.

In the new building, larger bare parts, such as football goal posts, baseball dugouts, etc., go through machining, welding, blasting, and sanding to smooth the rough edges. The bare parts continue to the washroom where well water is mixed with detergent/chemical etcher to clean and etch the surface. The large parts are moved to the heat oven for drying. Once the large parts have cooled down, they go to the spray paint booth where they are powder coated. Finally, the parts move to the heat oven where the paint is baked on the surface of the bare parts. From the heat oven, the parts are moved to the assembly area and/or shipped out as large parts and assembled at the site.

Well water mixed with detergent and chemical etchers is used to wash and clean parts in the washrooms at the warehouses. Process wastewater generated from the washroom in the old warehouse flows into the floor drain and is collected in a pit. Physical separation is allowed to settle out heavy matters, while the wastewater continues to a separate holding compartment. From the holding compartment, the accumulated process wastewater is pumped into a 500-gallon tote once every week or two (2) and trucked to the new warehouse.

The 500-gallon tote of process wastewater discharges onto the washroom floor of the new building. The process wastewater flows into the floor drain and is pumped to the Alar Waste Treatment System in the cylindrical treatment tank. In the treatment tank, pH is adjusted with acid and/or caustic and a cationic polymer is added to promote flocculation, while

constantly mixing. From the treatment tank, the wastewater is pumped to the vacuum filtration unit as a batch while additional polymer is added at the head of the unit. The filtrate is conveyed into a holding tank where a defoaming agent is added. The pretreated process wastewater is pumped into a mobile storage tank outside the building based on the water level in the holding tank. The mobile storage tank is trucked to the old warehouse where the pretreated wastewater is pumped into the pretreated effluent storage tank. Aeration is provided in the storage tank to keep the pretreated effluent homogenized. Depending on the manufacturing operation at the two locations, it could take months before the storage tank reaches a level that requires a septic hauler to truck the pretreated effluent to the POTW.

Solids removed from the washroom pit in the old warehouse and from the vacuum filtration unit are trucked and disposed of at a solid waste facility once per month.

### 3.3 Facility Self-Monitoring Information

Sample containers with and without preservatives, and the chain of custody are provided by Phoenix Environmental Laboratories, Inc. The laboratory is located at 587 East Middle Turnpike in Manchester, Connecticut. Samples are collected by the facility's personnel from the spigot for metals, cyanide (T), and total toxic organics (TTO). The samples are carried or shipped via UPS/FedEx to the laboratory for analysis.

## **4.0 EPA SAMPLING/INSPECTION ACTIVITIES**

### 4.1 Sampling Activities

Grab samples were collected from the spigot attached to the storage tank. Samples were collected and analyzed for metals (cadmium, chromium, copper, lead, nickel, silver, zinc, barium and magnesium), cyanide (T), total toxic organics (TTO), oil & grease (O&G), phosphorus (T), total suspended solids (TSS) and 5-day biochemical oxygen demand (BOD<sub>5</sub>). TTO consists of volatile organic analytes (VOAs), non-volatile organic analytes (NVOAs), pesticides and polychlorinated biphenyls (PCBs).

On-site grab samples were collected and analyzed for pH, temperature, and total residual chlorine (TRC).

All sample containers, preservation techniques and holding times were in accordance with US EPA requirements specified in 40 CFR Part 136. Signed and dated custody seals were placed across the lids and along the sides of the sample containers. The custody sealed sample containers were placed inside plastic sample bags and sealed. All samples were shipped on ice to the USEPA Laboratory in Edison, New Jersey for analysis. Chain of custody was maintained for all samples. USEPA Laboratory Analytical Data Package is attached with the report.

The average daily flow value is calculated based on the hauling record over a certain period of months and divided by the number of operational days. During the inspection, it was

anticipated that about 3,000 gallons of the pretreated wastewater is hauled by Gary's Countryside Septic Service to the Village of Stamford Wastewater Treatment Plant (WWTP).

Split samples were collected and given to the facility representative.

#### 4.2 Inspection Activities

A Pretreatment Compliance Sampling Inspection (CSI) at Sportsfield Specialties, Inc. was conducted on November 15, 2022. Inspector's credential was presented, and business card was provided during the opening conference. It was explained that the purpose of the Pretreatment CSI with supporting on-site activities was to determine if the facility is in compliance with the Federal Pretreatment Regulations for New and Existing Sources (40 CFR Part 403), Metal Finishing Categorical for Pretreatment Standards for New Sources (40 CFR Part 433.17) and their issued Industrial User Permit by the Village of Stamford.

The supporting on-site activities consist of collecting samples of the pretreated effluent, observing and evaluating the monitoring location, determining the presence or absence of chlorine in the pretreated effluent at the monitoring location, observing and evaluating the facility's sample protocol, observing and evaluating the process waste streams to the pretreated effluent storage tank, tour of the manufacturing process and where process wastewater is generated, review and evaluate the June 2022 Semi-Annual report which include sampling and laboratory information, as well as, interviewing the facility's representatives.

During the closing conference, the facility representatives were briefed on the inspection activities. On-site sample results and concerns discovered or observed during the inspection were communicated to the facility's representatives so that they understand their responsibilities to comply with the Federal General Pretreatment Regulations for New and Existing Sources, the Federal Metal Finishing Category for Pretreatment Standards for New Sources as well as their issued Industrial User Permit by the Village of Stamford.

#### 4.3 Deviations and/or Environmental Conditions

The facility representatives indicated that the aerator in the storage tank must be shut-off before samples can be collected from the spigot. Once all the samples are collected, the aerator can be turned on to maintain a homogenized waste stream. To be consistent with the facility Standard Operating Procedures (SOPs), the aerator was turned off prior to collecting compliance samples during the EPA sampling inspection. The process of shutting down the aerator and turning it back on after sample collection is not consistent with the process of maintaining a homogenized waste stream.

A residual chlorine sample was collected and analyzed of the pretreated effluent to ensure that proper sample preservations are taken into account and sample integrity is followed in accordance with the approved analytical methods in 40 CFR Part 136.

**5.0 ANALYTICAL RESULTS**

**Sportsfield Specialties, Inc. – Pretreated Effluent  
 November 15, 2022**

Parameter	Units	40 CFR Part 433.17		Stamford (V) IU Permit	EPA Result
		Daily Max.	Monthly Avg.		
Metals: Cadmium	mg/l	0.11	0.07	----	U
Chromium	mg/l	2.77	1.71	----	U
Copper	mg/l	3.38	2.07	----	0.018
Lead	mg/l	0.69	0.43	----	U
Nickel	mg/l	3.98	2.38	----	U
Silver	mg/l	0.43	0.24	----	U
Zinc	mg/l	2.61	1.48	< 10	0.03
Barium	mg/l	----	----	< 5.0	U
Magnesium	mg/l	----	----	< 20	2.5
Cyanide, Total	mg/l	1.20	0.65	----	0.026 K
TTO	mg/l	2.13	----	----	U L J
VOAs	mg/l	----	----	----	U J
NVOAs	mg/l	----	----	----	U L J
Pesticides	mg/l	----	----	----	U J
PCBs	mg/l	----	----	----	U J
Oil & Grease	mg/l	No amount that will cause interference or pass-through		----	U L
pH	SU	>= 5.0		6.0 – 9.0	6.84
Temperature	°C (°F)	<= 40°C (104°F)		----	18
Flow	GPD	----		<= 3,000 gpd; <= 6,000/wk	3,000
Phosphorus, T	mg/l	----		< 650	0.753
TSS	mg/l	----		< 600	25
BOD <sub>5</sub>	mg/l	----		< 500	161

**Notes:** U- The analyte was not detected at or above the Reporting Limit.  
 J- The identification of the analyte is acceptable; the reported value is an estimate.  
 L- The identification of the analyte is acceptable; the reported value may be biased low.  
 K- The identification of the analyte is acceptable; the reported value may be biased high.

**6.0 FINDINGS**

**6.1 Sampling Result Findings**

The EPA analytical results obtained during this inspection are within the acceptable limits.

**6.2 Inspection Findings**

In addition to the analytical data, an inspection of the facility operations was conducted as discussed in Section 4.2 above.

## 7.0 ATTACHMENTS

**Attachment #1.** Sportsfield Specialties, Inc. consists of two manufacturing warehouses.

**Attachment #2.** The production layout in the old warehouse is located at 41155 NY-10.

**Attachment #3.** The production layout in the new warehouse is located at 40995 NY-10.

**Attachment #4.** Wash water from the old warehouse is trucked to the new warehouse.

**Attachment #5.** Wash water is combined & is treated by the Alar Waste Treatment System.

**Attachment #6.** Process wastewater flow starts from the washrooms to the storage tank.

**Attachment #7.** USEPA Chain of Custody for Samples was submitted to the USEPA Lab.

**Attachment #8.** USEPA Analytical Data Package was received on 12/07/2022.

## 8.0 PHOTOGRAPHS

**Photo #1.** Pretreated effluent is contained in the storage tank with aeration.

**Photo #2.** Compliance samples were collected from the spigot attached to the storage tank.

**Photo #3.** Pretreated effluent from the storage tank is pumped onto the septic hauler.

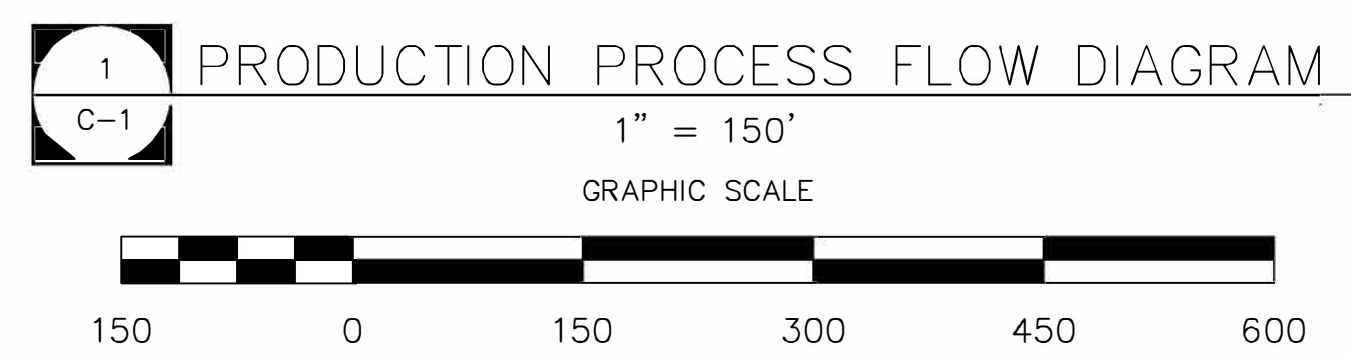
**Photo #4.** The Alar Waste Treatment System receives and treats process wastewater.

**Photo #5.** Solids from the vacuum filtration unit are collected in the tote bag.

**Photo #6.** A defoaming agent is added to the filtrate in the holding tank.

# **7.0 Attachments**

# Attachment #1. Sportsfield Specialties, Inc. consists of two manufacturing warehouses.



**KATHLEEN SUOZZO**  
P.E., PLLC

4697 LAKE SHORE DRIVE, P.O. BOX 455, BOLTON LANDING, NY 12014  
(518) 786-8888 // WWW.KSUOZZO.COM  
COPYRIGHT (C) KSPE PLLC. ALL RIGHTS RESERVED.

PROJECT INFORMATION:	
DATE:	2022/11/07
SCALE:	1" = 150'
DESIGNED BY:	CSC
DRAWN BY:	CSC
REVIEWED BY:	KLS
PROJECT NO.:	22-063
SHEET:	1 OF 4

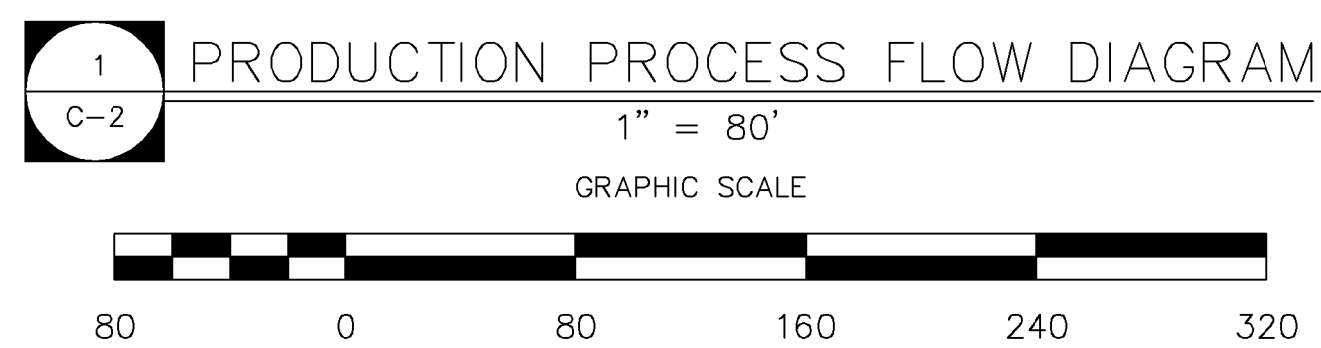
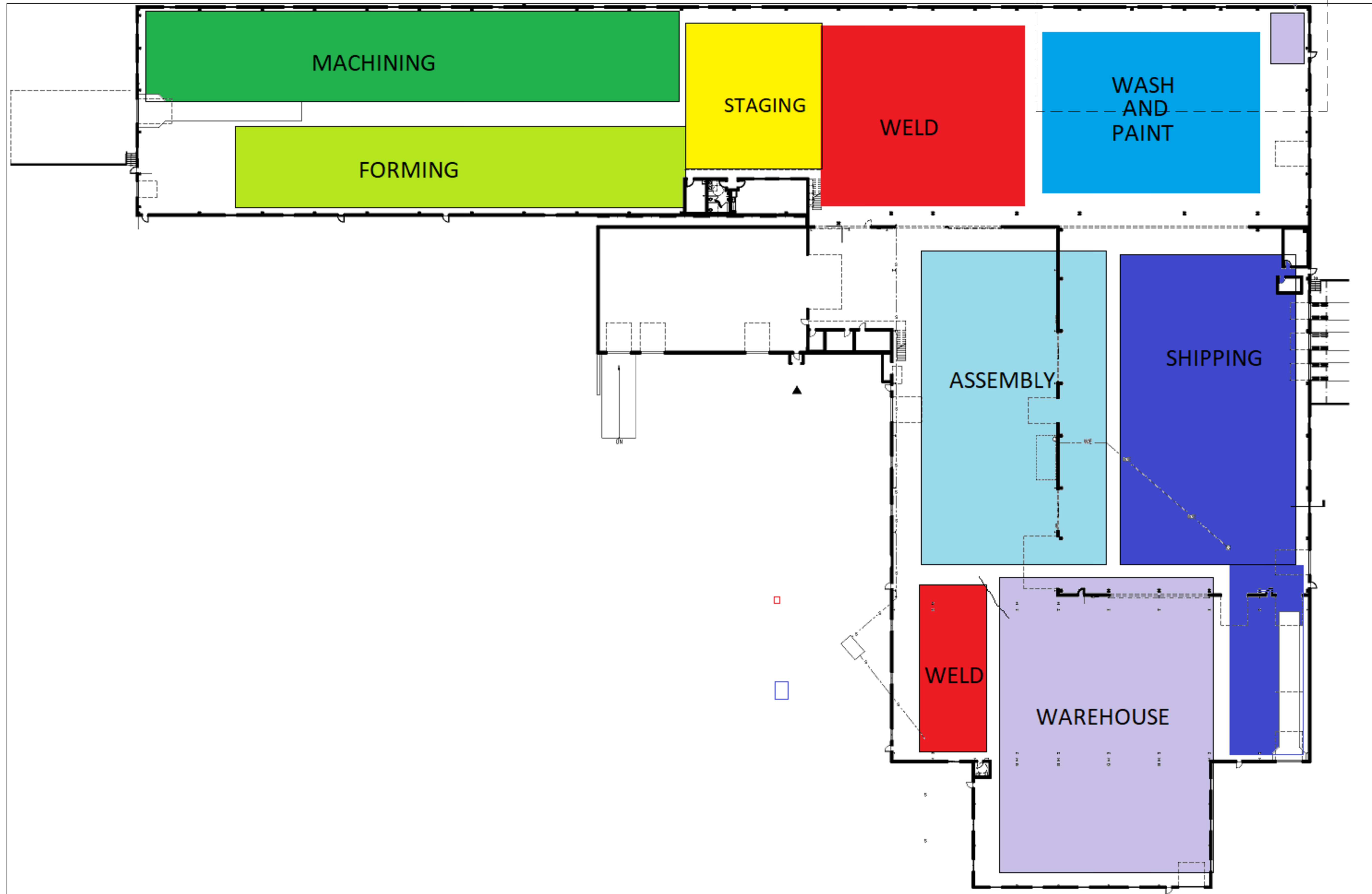
NO.	DATE	REVISIONS:	DESCRIPTION:

**SPORTSFIELD SPECIALTIES, INC**  
41155 NY-10  
DELM  
DELAWARE COUNTY  
NEW YORK

**SPORTSFIELD WASTEWATER  
FAILITY LAYOUT  
SITE PLAN**

**C-1**

# Attachment #2. The production layout in the old warehouse is located at 41155 NY-10.



NY-1 WASH BAY AREA (SEE C-4)

**KATHLEEN SUOZZO**  
P.E., PLLC

4697 LAKE SHORE DRIVE, P.O. BOX 653, BOSTON LANDING, NY 11764  
(716) 687-8787 / WWW.KSPF.PLLC.COM  
COPYRIGHT (C) KSPF PLLC. ALL RIGHTS RESERVED.

REVISIONS:		
NO.	DATE	DESCRIPTION

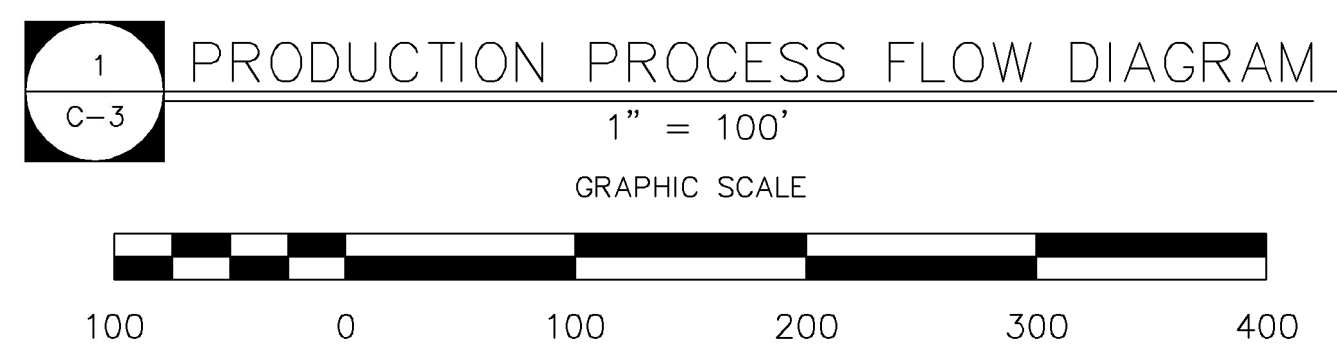
PROJECT INFORMATION:	
DATE:	2022/11/07
SCALE:	1" = 80'
DESIGNED BY:	CSC
DRAWN BY:	CSC
REVIEWED BY:	KLS
PROJECT NO.:	22-063
SHEET:	2 OF 4

**SPORTSFIELD SPECIALTIES, INC**  
41155 NY-10  
DELM DELAWARE COUNTY NEW YORK

**SPORTSFIELD WASTEWATER**  
FAILITY LOAYOUT  
SITE PLAN

**C-2**

# Attachment #3. The production layout in the new warehouse is located at 40995 NY-10.



**KATHLEEN SUOZZO**  
P.E., PLLC

4097 LAKE SHORE DRIVE, P.O. BOX 454, BOSTON LANDING, NY 11764  
(716) 425-1111 / WWW.KSUOZZO.COM  
COPYRIGHT (C) KSPE PLLC. ALL RIGHTS RESERVED.

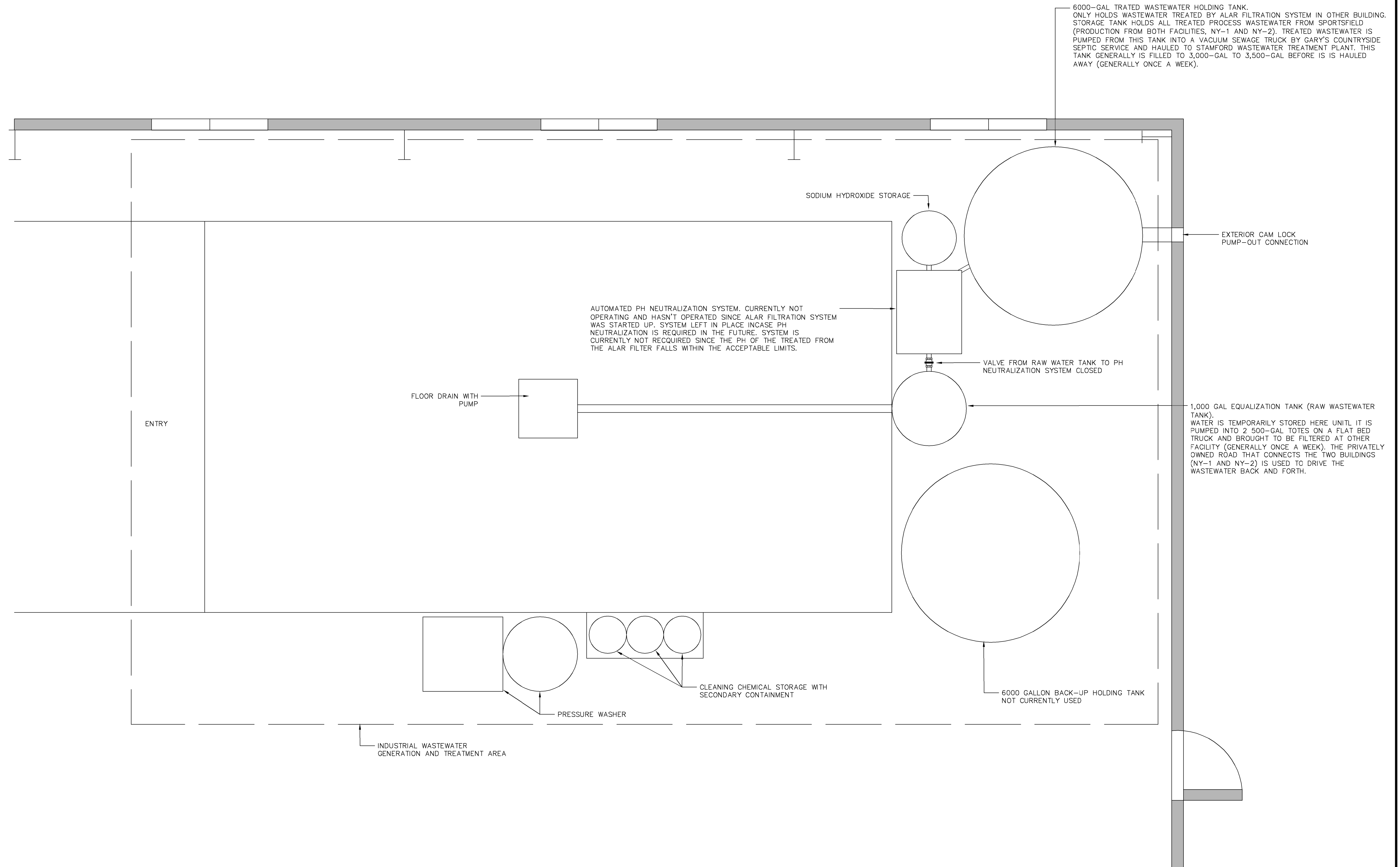
PROJECT INFORMATION:	
DATE:	2022/11/07
SCALE:	1" = 100'
DESIGNED BY:	CSC
DRAWN BY:	CSC
REVIEWED BY:	KLS
PROJECT NO.:	22-063
SHEET:	3 OF 4

**SPORTSFIELD SPECIALTIES, INC**  
41155 NY-10  
NEW YORK  
DELAWARE COUNTY  
DELAH

**SPORTSFIELD WASTEWATER  
FAILITY LAYOUT  
SITE PLAN**

C-3

# Attachment #4. Wash water from the old warehouse is trucked to the new warehouse.



1 NY-1 WASHROOM SCHEMATIC SITE PLAN  
C-4 N.T.S.

**KATHLEEN SUOZZO**  
P.E., PLLC

PROJECT INFORMATION:	
DATE:	2022/11/07
SCALE:	N.T.S.
DESIGNED BY:	CSC
DRAWN BY:	CSC
REVIEWED BY:	KLS
PROJECT NO.:	22-063
SHEET:	4 OF 4

NO.	DATE	DESCRIPTION

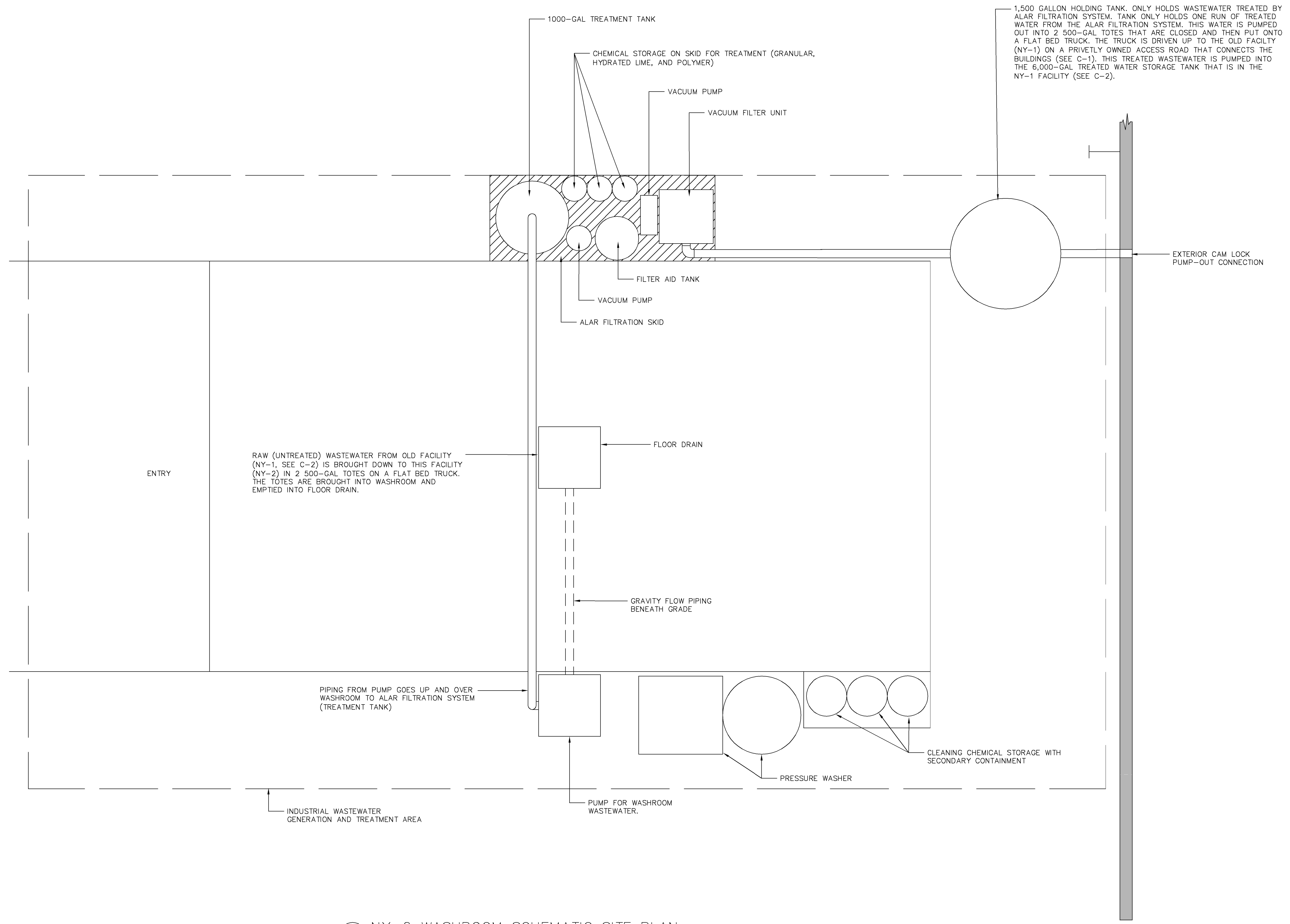
**SPORTSFIELD SPECIALTIES, INC**  
41155 NY-10  
DELM DELAWARE COUNTY NEW YORK

**SPORTSFIELD WASTEWATER OLD FACILITY (NY-1) WASHROOM SITE PLAN**

**C-4**

4697 LAKE SHORE DRIVE, P.O. BOX 454, BLDG. 100, LAMAR, NY 12844  
(716) 687-8888 // WWW.SUOZZO.COM  
COPYRIGHT (C) KSPE P.L.L.C. ALL RIGHTS RESERVED.

# Attachment #5. The wash water is combined and is treated by the Alar Waste Treatment System.



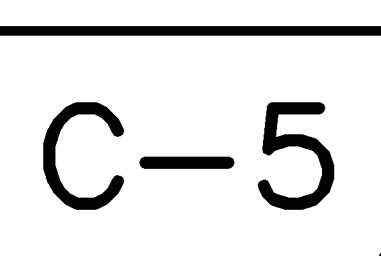
1 NY-2 WASHROOM SCHEMATIC SITE PLAN  
C-5 N.T.S.

**KATHLEEN SUOZZO**  
P.E., PLLC

PROJECT INFORMATION:	
DATE:	2022/11/07
SCALE:	N.T.S.
DESIGNED BY:	CSC
DRAWN BY:	CSC
REVIEWED BY:	KLS
PROJECT NO.:	22-063
SHEET:	5 OF 4

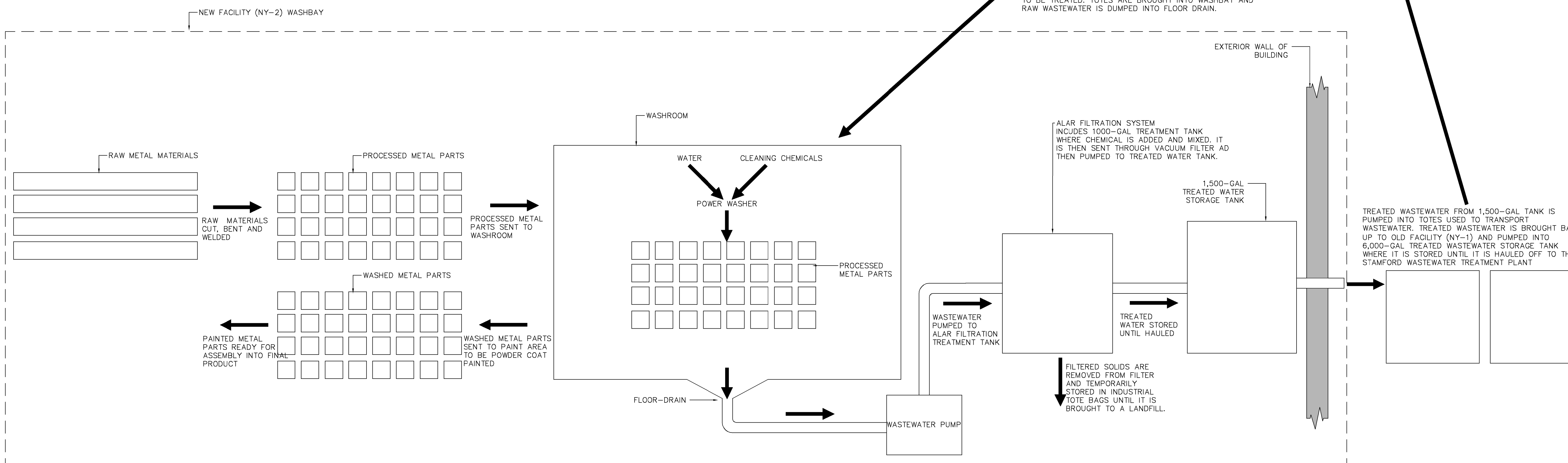
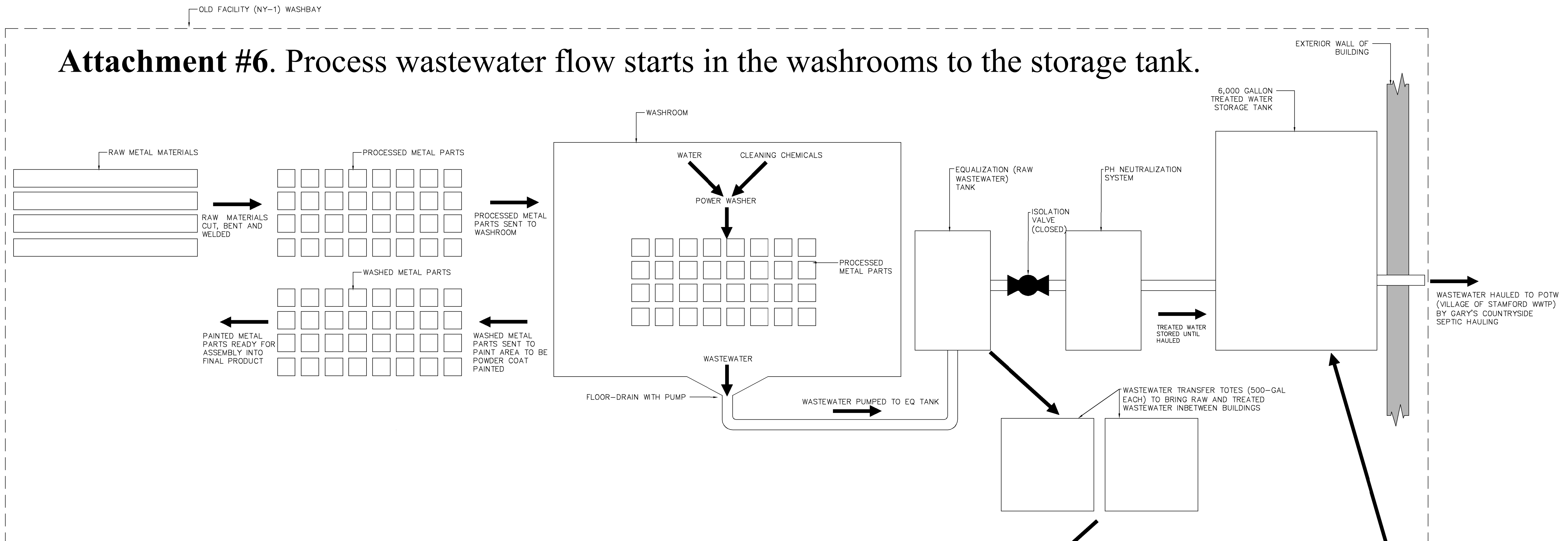
**SPORTSFIELD SPECIALTIES, INC**  
41155 NY-10  
NEW YORK  
DELM  
DELAWARE COUNTY

**SPORTSFIELD WASTEWATER**  
NEW FACILITY (NY-2)  
WASHROOM SITE PLAN



4671 LAKE SHORE DRIVE, P.O. BOX 664, BOLTON LANDING, NY 12014.  
(518) 487-8888 / WWW.KSUOZZO.COM  
COPYRIGHT (C) KSP E-PA LLC. ALL RIGHTS RESERVED.

# Attachment #6. Process wastewater flow starts in the washrooms to the storage tank.



1 PRODUCTION PROCESS FLOW DIAGRAM  
C-6 N.T.S.

**KATHLEEN SUOZZO P.E., PLLC**  
4671 LAKE SHORE DRIVE, P.O. BOX 454, BOSTON LANDING, NY 12014  
(518) 487-8888 / WWW.KSUOZZO.COM  
COPYRIGHT (C) KSPE PLLC. ALL RIGHTS RESERVED.

PROJECT INFORMATION:	
DATE:	2022/11/07
SCALE:	N.T.S.
DESIGNED BY:	CSC
DRAWN BY:	CSC
REVIEWED BY:	KLS
PROJECT NO.:	22-063
SHEET:	6 OF 4

**SPORTSFIELD SPECIALTIES, INC**  
41155 NY-10  
NEW YORK  
DELM  
DELAWARE COUNTY

**SPORTSFIELD WASTEWATER WASTEWATER GENERATION SCHEMATIC FLOW DIAGRAM**

**C O**

US EPA REGION 2 LABORATORY  
**CHAIN OF CUSTODY/ FIELD DATA FORM**

SURVEY NAME & LOCALITY Sportsfield Specialties, Inc.

PROJECT LEADER Thuan Tran

PROGRAM: SF  :

SITE ID \_\_\_\_\_

OPERABLE UNIT \_\_\_\_\_

PROGRAM RESULTS CODE \_\_\_\_\_

Decision Unit Code Y206 RCRA  D210 RCRA ENF  D307 NPDES  B304 SDWA  C215 AM  B224 CAA  A305 TSCA  L306 OD  B253 FIFRA  CRIMINAL ENF

LAB ID/ FIELD ID	CONTAINERS # OF	MATRIX	CHECK IF SPLIT SAMPLE <input type="checkbox"/>	DESCRIPTION & INSTRUCTIONS INCLUDING LOCATION, ESTIMATED CONCENTRATIONS, SPECIAL REPORTING LIMITS, SPECIAL TEST REQUIREMENTS & ALIQUOTING	Res CL Checked <input type="checkbox"/>	Preservative (circle)	Collection Time (24hr clock) // //		Collection Date mm/dd/yy
							Begin	End	
TRIP BLANK	3	A	<input type="checkbox"/>	3, 40-ml clear glass vials: VOAs <i>2211012-01</i>	<input checked="" type="checkbox"/>	0	9:28AM		11/14/2022
Pretreated Effluent	26	A	<input type="checkbox"/>	1, 250-ml plastic bottle: Metals* <i>-02</i>	<input checked="" type="checkbox"/>	02	10AM		11/15/2022
		A	<input type="checkbox"/>	1, 250-ml plastic bottle: Cyanide (T)	<input checked="" type="checkbox"/>	05	10AM		11/15/2022
		A	<input type="checkbox"/>	3, 1-Liter amber jars: NVOAs	<input checked="" type="checkbox"/>	0	10AM		11/15/2022
		A	<input type="checkbox"/>	3, 1-Liter amber jars: PCBs	<input checked="" type="checkbox"/>	0	10AM		11/15/2022
		A	<input type="checkbox"/>	3, 1-Liter amber jars: Pesticides	<input checked="" type="checkbox"/>	0	10AM		11/15/2022
		A	<input type="checkbox"/>	9, 40-ml clear glass vials: VOAs	<input checked="" type="checkbox"/>	0	10AM		11/15/2022
		A	<input type="checkbox"/>	3, 1-Liter WM clear glasses: O&G	<input checked="" type="checkbox"/>	03	10AM		11/15/2022
		A	<input type="checkbox"/>	2, 1-Liter plastic bottles: BOD5	<input checked="" type="checkbox"/>	0	10AM		11/15/2022
		A	<input type="checkbox"/>	1, 500-ml plastic bottle: TSS	<input checked="" type="checkbox"/>	0	10AM		11/15/2022

COMMENTS & SPECIAL REQUIREMENTS:

Notes: Metals\*: Barium, Cadmium, Chromium, Copper, Lead, Magnesium, Nickel, Silver & Zinc

No Chlorine

Preservative Added & Checked  
 0=ice 7=FAS  
 1=H2SO4 pH<2 8=ZnAc  
 2=HNO3 pH<2 9=NaOH pH>12  
 3=HCl pH<2 10=NH4Cl  
 4=Na2S2O3  
 5=NaOH pH>9  
 6=Ascorbic Acid

Matrix:	Person Assuming Responsibility for Sample(s):	Time	Date
A=aqueous B=aqueous (chlorinated) C=soil D=sediment E=sludge F=multiphasic G=solvent H=biota I=oil J=other	Thuan Tran	4:57PM	11/15/2022
Relinquished By: Thuan Tran	Received By: <i>[Signature]</i>	13:30	11/16/22
Relinquished By:	Received By:		
Relinquished By:	Received By:		

Survey Complete? Y  N

*Direct from sampling, chilling detailed 11/16/22* revised 10/25/2004

US EPA REGION 2 LABORATORY  
CHAIN OF CUSTODY/ FIELD DATA FORM

SURVEY NAME & LOCALITY Sportsfield Specialties, Inc.

PROJECT LEADER Thuan Tran

PROGRAM: SF  :

SITE ID \_\_\_\_\_

OPERABLE UNIT \_\_\_\_\_


PROGRAM RESULTS CODE \_\_\_\_\_

Decision Unit Code Y206 RCRA  D210 RCRA ENF  D307 NPDES  B304 SDWA  C215 AM  B224 CAA  A305 TSCA  L306 OD  B253 FIFRA  CRIMINAL ENF

Permit #: 40 CFR 403 & 433.17 & IU	CONTERS # OF	MATRIX	CHECK IF SPLIT SAMPLE	DESCRIPTION & INSTRUCTIONS INCLUDING LOCATION, ESTIMATED CONCENTRATIONS, SPECIAL REPORTING LIMITS, SPECIAL TEST REQUIREMENTS & ALIQUOTING	Res CL Checked	Preservative (circle)	Collection Time (24hr clock)		Collection Date mm/dd/yy
							Begin	End	
	1	A	<input type="checkbox"/>	1, 125-ml plastic bottle: Phosphorus, T	<input type="checkbox"/>	01		10AM	11/15/2022
			<input type="checkbox"/>		<input type="checkbox"/>	012345678910			
			<input type="checkbox"/>		<input type="checkbox"/>	012345678910			
			<input type="checkbox"/>		<input type="checkbox"/>	012345678910			
			<input type="checkbox"/>		<input type="checkbox"/>	012345678910			
			<input type="checkbox"/>		<input type="checkbox"/>	012345678910			
			<input type="checkbox"/>		<input type="checkbox"/>	012345678910			
			<input type="checkbox"/>		<input type="checkbox"/>	012345678910			
			<input type="checkbox"/>		<input type="checkbox"/>	012345678910			
			<input type="checkbox"/>		<input type="checkbox"/>	012345678910			
			<input type="checkbox"/>		<input type="checkbox"/>	012345678910			
			<input type="checkbox"/>		<input type="checkbox"/>	012345678910			

COMMENTS & SPECIAL REQUIREMENTS:

Preservative Added & Checked  
 0=ice 7=FAS  
 1=H2SO4 pH<2 8=ZnAc  
 2=HNO3 pH<2 9=NaOH pH>12  
 3=HCl pH<2 10=NH4Cl  
 4=Na2S2O3  
 5=NaOH pH>9  
 6=Ascorbic Acid

Matrix: A=aqueous B=aqueous (chlorinated) C=soil D=sediment E=sludge F=multiphasic G=solvent H=biota I=oil J=other	Relinquished By:	Person Assuming Responsibility for Sample(s): Thuan Tran	Time	Date
			Thuan Tran	4:57PM
	Relinquished By:	Received By: 	13:30	11/16/22
	Relinquished By:	Received By:		
	Relinquished By:	Received By:		

Survey Complete? Y  N



**UNITED STATES ENVIRONMENTAL PROTECTION AGENCY**

**Region 2 Laboratory  
2890 Woodbridge Avenue  
Edison , New Jersey 08837  
732-906-6886 Phone  
732-906-6165 Fax**

December 07, 2022

Philip Cocuzza  
Monitoring & Assessment Branch  
LSASD/MAB  
Edison, NJ 08837

RE: Sportsfield Specialties, Inc. - 2211012

Enclosed are the results of analyses for samples received by the laboratory on 11/16/2022. The signature below reflects the laboratory's approval of the reported results. If you have any questions concerning this report, please refer to Project Number 2211012 and contact the laboratory.

Sincerely,

A handwritten signature in black ink, appearing to read "John R. Bourbon". The signature is fluid and cursive.

John R. Bourbon  
Chief, LSASD/LB



**UNITED STATES ENVIRONMENTAL PROTECTION AGENCY**  
**Region 2 Laboratory**

**Final Report**

**Project: Sportsfield Specialties, Inc. - 2211012**

**Project Number: 2211012**

**Project Narrative:**

The National Environmental Laboratory Accreditation Conference Institute (TNI) is a voluntary environmental laboratory accreditation association of State and Federal agencies. TNI established and promoted a National Environmental Laboratory Accreditation Program (NELAP) that provides a uniform set of standards for the generation of environmental data that are of known and defensible quality. The EPA Region 2 Laboratory is NELAP accredited. The Laboratory tests that are accredited have met all the requirements established under the TNI Standards.

Condition Comments

None

Comment(s):

Pesticide/PCB analysis: Analysis indicated the stationary phase of the front and back columns were severely affected by the sample matrix. The end of the sequence standards, surrogate recoveries and sample and corresponding MS/MSD pairs spike recoveries were also severely affected. No visible target compounds were detected in the sample.

VOA analysis: Foaming initially caused analytical issues at the instrument at normal volume purge. Final data used was 10X for effluent sample outside hold in order to have better final reporting limit (50 ug/L). All data is J qualified as a result.

SVOA analysis: Sample matrix caused extraction issues that also affected final reporting of analytes. Data is qualified accordingly for effluent sample.

Data Qualifier(s):

- U- The analyte was not detected at or above the Reporting Limit.
- J- The identification of the analyte is acceptable; the reported value is an estimate.
- K- The identification of the analyte is acceptable; the reported value may be biased high.
- L- The identification of the analyte is acceptable; the reported value may be biased low.
- NJ- There is presumptive evidence that the analyte is present; the analyte is reported as a tentative identification. The reported value is an estimate.



**UNITED STATES ENVIRONMENTAL PROTECTION AGENCY  
Region 2 Laboratory**

**Final Report**

**Project: Sportsfield Specialties, Inc. - 2211012**

**Project Number: 2211012**

Reporting Limit(s):

The Laboratory was able to achieve the standard laboratory reporting limits, where applicable, for each analyte requested except for the following analyte(s):

NVOA GCMS

The reporting level of 5.00 ug/L was raised to 10 ug/L for the following analyte(s):

4,6-Dinitro-2-Methylphenol, Pentachlorophenol

for the following samples:

2211012-02

The reporting level of 5.00 ug/L was raised to 30 ug/L for the following analyte(s):

2,4-Dinitrophenol

for the following samples:

2211012-02

**SUMMARY REPORT FOR SAMPLES**

<b>Field ID</b>	<b>Laboratory ID</b>	<b>Matrix</b>	<b>Date Sampled</b>	<b>Date Received</b>
TRIP BLANK	2211012-01	Aqueous	11/14/2022 09:28	11/16/2022 13:30
Pretreated Effluent	2211012-02	Aqueous	11/15/2022 10:00	11/16/2022 13:30



UNITED STATES ENVIRONMENTAL PROTECTION AGENCY  
Region 2 Laboratory

Final Report

Project: Sportsfield Specialties, Inc. - 2211012

Project Number: 2211012

SUMMARY REPORT FOR METHODS

Analysis	Method	Certification	Matrix
608.3 Pesticides/PCBs-NPDES	EPA 608.3 SOP C-91 Rev 4.3	NELAP	Aqueous
624.1 VOA EPA-NPDES	EPA 624.1 SOP C-89 Rev 3.6	NELAP	Aqueous
625.1 SVOA NPDES	EPA 625.1 SOP C-90 Rev 3.8	NELAP	Aqueous
Biochemical Oxygen Demand	SM 5210B SOP C-21 Rev 2.7	NELAP	Aqueous
Cyanide, Total	EPA 335.4 SOP C-28 Rev 2.7	NELAP	Aqueous
Metals ICP TAL NPDES/DW	EPA 200.7 SOP C-109 Rev 3.6	NELAP	Aqueous
Oil & Grease	EPA 1664A SOP C-126 Rev 1.6	NELAP	Aqueous
Phosphorus	EPA 365.1 SOP C-68 Rev 2.7	NELAP	Aqueous
Residue, Non-Filterable	SM 2540D SOP C-33 Rev 3.7	NELAP	Aqueous



**UNITED STATES ENVIRONMENTAL PROTECTION AGENCY**  
**Region 2 Laboratory**

**Final Report**

**Project: Sportsfield Specialties, Inc. - 2211012**

**Project Number: 2211012**

Analyte	Result	Qualifier	Reporting Limit	Units	Batch	Date and Time of Analysis*
---------	--------	-----------	-----------------	-------	-------	----------------------------

**Field ID: TRIP BLANK**

**Sample ID: 2211012-01**

**VOA GCMS**

Chloromethane	---	U J	5.00	ug/L	B211150	
Vinyl Chloride	---	U J	5.00	ug/L	B211150	
Bromomethane	---	U J	5.00	ug/L	B211150	
Chloroethane	---	U J	5.00	ug/L	B211150	
Trichlorofluoromethane	---	U J	5.00	ug/L	B211150	
1,1-Dichloroethene	---	U J	5.00	ug/L	B211150	
Methylene Chloride	---	U J	5.00	ug/L	B211150	
Acrylonitrile	---	U J	5.00	ug/L	B211150	
trans-1,2-Dichloroethene	---	U J	5.00	ug/L	B211150	
1,1-Dichloroethane	---	U J	5.00	ug/L	B211150	
Chloroform	---	U J	5.00	ug/L	B211150	
1,1,1-Trichloroethane	---	U J	5.00	ug/L	B211150	
Carbon Tetrachloride	---	U J	5.00	ug/L	B211150	
1,2-Dichloroethane	---	U J	5.00	ug/L	B211150	
Benzene	---	U J	5.00	ug/L	B211150	
Trichloroethene	---	U J	5.00	ug/L	B211150	
1,2-Dichloropropane	---	U J	5.00	ug/L	B211150	
Bromodichloromethane	---	U J	5.00	ug/L	B211150	
cis-1,3-Dichloropropene	---	U J	5.00	ug/L	B211150	
Toluene	---	U J	5.00	ug/L	B211150	
trans-1,3-Dichloropropene	---	U J	5.00	ug/L	B211150	
1,1,2-Trichloroethane	---	U J	5.00	ug/L	B211150	
Tetrachloroethene	---	U J	5.00	ug/L	B211150	
Dibromochloromethane	---	U J	5.00	ug/L	B211150	
Chlorobenzene	---	U J	5.00	ug/L	B211150	
Ethylbenzene	---	U J	5.00	ug/L	B211150	
Bromoform	---	U J	5.00	ug/L	B211150	
1,1,2,2-Tetrachloroethane	---	U J	5.00	ug/L	B211150	
1,3-Dichlorobenzene	---	U J	5.00	ug/L	B211150	



**UNITED STATES ENVIRONMENTAL PROTECTION AGENCY**  
**Region 2 Laboratory**

**Final Report**

**Project: Sportsfield Specialties, Inc. - 2211012**

**Project Number: 2211012**

Analyte	Result	Qualifier	Reporting Limit	Units	Batch	Date and Time of Analysis*
---------	--------	-----------	-----------------	-------	-------	----------------------------

**Field ID: TRIP BLANK**

**Sample ID: 2211012-01**

**VOA GCMS**

1,4-Dichlorobenzene	---	U J	5.00	ug/L	B211150	
1,2-Dichlorobenzene	---	U J	5.00	ug/L	B211150	

**Field ID: Pretreated Effluent**

**Sample ID: 2211012-02**

**VOA GCMS**

Chloromethane	---	U J	50.0	ug/L	B211150	
Vinyl Chloride	---	U J	50.0	ug/L	B211150	
Bromomethane	---	U J	50.0	ug/L	B211150	
Chloroethane	---	U J	50.0	ug/L	B211150	
Trichlorofluoromethane	---	U J	50.0	ug/L	B211150	
1,1-Dichloroethene	---	U J	50.0	ug/L	B211150	
Methylene Chloride	---	U J	50.0	ug/L	B211150	
Acrylonitrile	---	U J	50.0	ug/L	B211150	
trans-1,2-Dichloroethene	---	U J	50.0	ug/L	B211150	
1,1-Dichloroethane	---	U J	50.0	ug/L	B211150	
Chloroform	---	U J	50.0	ug/L	B211150	
1,1,1-Trichloroethane	---	U J	50.0	ug/L	B211150	
Carbon Tetrachloride	---	U J	50.0	ug/L	B211150	
1,2-Dichloroethane	---	U J	50.0	ug/L	B211150	
Benzene	---	U J	50.0	ug/L	B211150	
Trichloroethene	---	U J	50.0	ug/L	B211150	
1,2-Dichloropropane	---	U J	50.0	ug/L	B211150	
Bromodichloromethane	---	U J	50.0	ug/L	B211150	
cis-1,3-Dichloropropene	---	U J	50.0	ug/L	B211150	
Toluene	---	U J	50.0	ug/L	B211150	
trans-1,3-Dichloropropene	---	U J	50.0	ug/L	B211150	
1,1,2-Trichloroethane	---	U J	50.0	ug/L	B211150	
Tetrachloroethene	---	U J	50.0	ug/L	B211150	
Dibromochloromethane	---	U J	50.0	ug/L	B211150	
Chlorobenzene	---	U J	50.0	ug/L	B211150	



**UNITED STATES ENVIRONMENTAL PROTECTION AGENCY  
Region 2 Laboratory**

**Final Report**

**Project: Sportsfield Specialties, Inc. - 2211012**

**Project Number: 2211012**

Analyte	Result	Qualifier	Reporting Limit	Units	Batch	Date and Time of Analysis*
---------	--------	-----------	-----------------	-------	-------	----------------------------

**Field ID: Pretreated Effluent**

**Sample ID: 2211012-02**

**VOA GCMS**

Ethylbenzene	---	U J	50.0	ug/L	B211150	
Bromoform	---	U J	50.0	ug/L	B211150	
1,1,2,2-Tetrachloroethane	---	U J	50.0	ug/L	B211150	
1,3-Dichlorobenzene	---	U J	50.0	ug/L	B211150	
1,4-Dichlorobenzene	---	U J	50.0	ug/L	B211150	
1,2-Dichlorobenzene	---	U J	50.0	ug/L	B211150	

**NVOA GCMS**

Acenaphthene	---	U L	4.90	ug/L	B211125	
Acenaphthylene	---	U L	4.90	ug/L	B211125	
Anthracene	---	U	4.90	ug/L	B211125	
Benzo(A)Anthracene	---	U	4.90	ug/L	B211125	
Benzo(A)Pyrene	---	U	4.90	ug/L	B211125	
Benzo(B)Fluoranthene	---	U	4.90	ug/L	B211125	
Benzo(G,H,I)Perylene	---	U	4.90	ug/L	B211125	
Benzo(K)Fluoranthene	---	U	4.90	ug/L	B211125	
Chrysene	---	U	4.90	ug/L	B211125	
Dibenzo(A,H)Anthracene	---	U	4.90	ug/L	B211125	
Fluoranthene	---	U	4.90	ug/L	B211125	
Fluorene	---	U	4.90	ug/L	B211125	
Indeno(1,2,3-Cd)Pyrene	---	U	4.90	ug/L	B211125	
Naphthalene	---	U J	4.90	ug/L	B211125	
Phenanthrene	---	U	4.90	ug/L	B211125	
1,2,4-Trichlorobenzene	---	U L	4.90	ug/L	B211125	
2,4,6-Trichlorophenol	---	U J	4.90	ug/L	B211125	
2,4-Dichlorophenol	---	U J	4.90	ug/L	B211125	
2,4-Dimethylphenol	---	U J	4.90	ug/L	B211125	
2,4-Dinitrotoluene	---	U	4.90	ug/L	B211125	
2,6-Dinitrotoluene	---	U L	4.90	ug/L	B211125	
2,4-Dinitrophenol	---	U J	29.4	ug/L	B211125	



**UNITED STATES ENVIRONMENTAL PROTECTION AGENCY  
Region 2 Laboratory**

**Final Report**

**Project: Sportsfield Specialties, Inc. - 2211012**

**Project Number: 2211012**

Analyte	Result	Qualifier	Reporting Limit	Units	Batch	Date and Time of Analysis*
---------	--------	-----------	-----------------	-------	-------	----------------------------

**Field ID: Pretreated Effluent**

**Sample ID: 2211012-02**

**NVOA GCMS**

2-Chloronaphthalene	---	U L	4.90	ug/L	B211125	
2-Chlorophenol	---	U J	4.90	ug/L	B211125	
2-Nitrophenol	---	U J	4.90	ug/L	B211125	
3,3'- Dichlorobenzidine	---	U L	4.90	ug/L	B211125	
4,6-Dinitro-2-Methylphenol	---	U J	9.80	ug/L	B211125	
4-Bromophenyl-Phenylether	---	U	4.90	ug/L	B211125	
4-Chloro-3-Methylphenol	---	U J	4.90	ug/L	B211125	
4-Chlorophenyl-Phenylether	---	U	4.90	ug/L	B211125	
4-Nitrophenol	---	U L	4.90	ug/L	B211125	
Bis(-2-Chloroethoxy)Methane	---	U L	4.90	ug/L	B211125	
Bis(2-Chloroethyl)Ether	---	U J	4.90	ug/L	B211125	
Bis(2-Chloroisopropyl)Ether	---	U J	4.90	ug/L	B211125	
Bis(2-Ethylhexyl)Phthalate	---	U	4.90	ug/L	B211125	
Butylbenzylphthalate	---	U	4.90	ug/L	B211125	
Azobenzene	---	U	4.90	ug/L	B211125	
Diethylphthalate	---	U	4.90	ug/L	B211125	
Dimethyl Phthalate	---	U J	4.90	ug/L	B211125	
Di-N-Butyl Phthalate	---	U	4.90	ug/L	B211125	
Di-N-Octyl Phthalate	---	U	4.90	ug/L	B211125	
Hexachlorobenzene	---	U	4.90	ug/L	B211125	
Hexachlorobutadiene	---	U J	4.90	ug/L	B211125	
Hexachlorocyclopentadiene	---	U J	4.90	ug/L	B211125	
Hexachloroethane	---	U J	4.90	ug/L	B211125	
Isophorone	---	U J	4.90	ug/L	B211125	
Nitrobenzene	---	U J	4.90	ug/L	B211125	
N-Nitrosodimethylamine	---	U J	4.90	ug/L	B211125	
N-Nitroso-Di-N-Propylamine	---	U J	4.90	ug/L	B211125	
N-Nitrosodiphenylamine	---	U	4.90	ug/L	B211125	
Pentachlorophenol	---	U J	9.80	ug/L	B211125	



**UNITED STATES ENVIRONMENTAL PROTECTION AGENCY  
Region 2 Laboratory**

**Final Report**

**Project: Sportsfield Specialties, Inc. - 2211012**

**Project Number: 2211012**

Analyte	Result	Qualifier	Reporting Limit	Units	Batch	Date and Time of Analysis*
---------	--------	-----------	-----------------	-------	-------	----------------------------

**Field ID: Pretreated Effluent**

**Sample ID: 2211012-02**

**NVOA GCMS**

Phenol	---	U L	4.90	ug/L	B211125	
Pyrene	---	U	4.90	ug/L	B211125	

**Pest/PCBs GC**

alpha-BHC	---	U J	0.002	ug/L	B211133	
gamma-BHC (Lindane)	---	U J	0.002	ug/L	B211133	
beta-BHC	---	U J	0.002	ug/L	B211133	
delta-BHC	---	U J	0.002	ug/L	B211133	
Heptachlor	---	U J	0.002	ug/L	B211133	
Aldrin	---	U J	0.002	ug/L	B211133	
Heptachlor epoxide	---	U J	0.002	ug/L	B211133	
Endosulfan I	---	U J	0.002	ug/L	B211133	
4,4'-DDE	---	U J	0.004	ug/L	B211133	
Dieldrin	---	U J	0.004	ug/L	B211133	
Endrin	---	U J	0.004	ug/L	B211133	
4,4'-DDD	---	U J	0.004	ug/L	B211133	
Endosulfan II	---	U J	0.004	ug/L	B211133	
4,4'-DDT	---	U J	0.004	ug/L	B211133	
Endrin aldehyde	---	U J	0.004	ug/L	B211133	
Endosulfan sulfate	---	U J	0.004	ug/L	B211133	
Toxaphene	---	U J	0.167	ug/L	B211133	
Chlordane	---	U J	0.056	ug/L	B211133	
Aroclor 1016	---	U J	0.028	ug/L	B211133	
Aroclor 1221	---	U J	0.056	ug/L	B211133	
Aroclor 1232	---	U J	0.028	ug/L	B211133	
Aroclor 1242	---	U J	0.028	ug/L	B211133	
Aroclor 1248	---	U J	0.028	ug/L	B211133	
Aroclor 1254	---	U J	0.028	ug/L	B211133	
Aroclor 1260	---	U J	0.028	ug/L	B211133	



**UNITED STATES ENVIRONMENTAL PROTECTION AGENCY  
Region 2 Laboratory**

**Final Report**

**Project: Sportsfield Specialties, Inc. - 2211012**

**Project Number: 2211012**

Analyte	Result	Qualifier	Reporting Limit	Units	Batch	Date and Time of Analysis*
---------	--------	-----------	-----------------	-------	-------	----------------------------

**Field ID: Pretreated Effluent**

**Sample ID: 2211012-02**

**GC - Sanitary**

Oil & Grease	---	U L	5.80	mg/L	B212014	
--------------	-----	-----	------	------	---------	--

**Metals ICP**

Barium	---	U	100	ug/L	B211134	
Cadmium	---	U	3.00	ug/L	B211134	
Chromium	---	U	5.00	ug/L	B211134	
Copper	17.5		10.0	ug/L	B211134	
Lead	---	U	8.00	ug/L	B211134	
Magnesium	2500		500	ug/L	B211134	
Nickel	---	U	20.0	ug/L	B211134	
Silver	---	U	5.00	ug/L	B211134	
Zinc	30.3		20.0	ug/L	B211134	

**Sanitary**

Biochemical Oxygen Demand	161		2.00	mg/L	B211129	11/22/2022 08:51
Cyanide, Total	26.4	K	10.0	ug/L	B211124	
Phosphorus	0.753		0.0500	mg/L	B211139	
Total Suspended Solids	25.0		10.0	mg/L	B211128	



**UNITED STATES ENVIRONMENTAL PROTECTION AGENCY  
Region 2 Laboratory**

**Final Report**

**Project: Sportsfield Specialties, Inc. - 2211012**

**Project Number: 2211012**

**VOA GCMS - Quality Control**

Analyte	Result	Reporting Limit	Units	Spike Level	Source Result	%REC	%REC Limits	RPD	RPD Limit
---------	--------	-----------------	-------	-------------	---------------	------	-------------	-----	-----------

**Batch B211150**

**Blank (B211150-BLK1)**

Chloromethane	--- U	5.00	ug/L						
Vinyl Chloride	--- U	5.00	ug/L						
Bromomethane	--- U	5.00	ug/L						
Chloroethane	--- U	5.00	ug/L						
Trichlorofluoromethane	--- U	5.00	ug/L						
1,1-Dichloroethene	--- U	5.00	ug/L						
Methylene Chloride	--- U	5.00	ug/L						
Acrylonitrile	--- U	5.00	ug/L						
trans-1,2-Dichloroethene	--- U	5.00	ug/L						
1,1-Dichloroethane	--- U	5.00	ug/L						
Chloroform	--- U	5.00	ug/L						
1,1,1-Trichloroethane	--- U	5.00	ug/L						
Carbon Tetrachloride	--- U	5.00	ug/L						
1,2-Dichloroethane	--- U	5.00	ug/L						
Benzene	--- U	5.00	ug/L						
Trichloroethene	--- U	5.00	ug/L						
1,2-Dichloropropane	--- U	5.00	ug/L						
Bromodichloromethane	--- U	5.00	ug/L						
cis-1,3-Dichloropropene	--- U	5.00	ug/L						
Toluene	--- U	5.00	ug/L						
trans-1,3-Dichloropropene	--- U	5.00	ug/L						
1,1,2-Trichloroethane	--- U	5.00	ug/L						
Tetrachloroethene	--- U	5.00	ug/L						
Dibromochloromethane	--- U	5.00	ug/L						
Chlorobenzene	--- U	5.00	ug/L						
Ethylbenzene	--- U	5.00	ug/L						
Bromoform	--- U	5.00	ug/L						
1,1,2,2-Tetrachloroethane	--- U	5.00	ug/L						
1,3-Dichlorobenzene	--- U	5.00	ug/L						
1,4-Dichlorobenzene	--- U	5.00	ug/L						
1,2-Dichlorobenzene	--- U	5.00	ug/L						
<i>Surrogate: 1,4-Difluorobenzene</i>	<i>103</i>		<i>ug/L</i>	<i>100.0</i>		<i>103</i>	<i>60-140</i>		
<i>Surrogate: 2-Bromo-1-Chloropropane</i>	<i>ND</i>		<i>ug/L</i>	<i>100.0</i>		<i>90.2</i>	<i>60-140</i>		
<i>Surrogate: 1,4-Dichlorobutane</i>	<i>ND</i>		<i>ug/L</i>	<i>100.0</i>		<i>84.1</i>	<i>60-140</i>		

U.S.E.P.A Region 2 Laboratory

**NOTE:** The results recorded in this report relate only to the samples as received on the date and at the time noted  
Reported: 12/7/2022



**UNITED STATES ENVIRONMENTAL PROTECTION AGENCY**  
**Region 2 Laboratory**

**Final Report**

**Project: Sportsfield Specialties, Inc. - 2211012**

**Project Number: 2211012**

**VOA GCMS - Quality Control**

Analyte	Result	Reporting Limit	Units	Spike Level	Source Result	%REC	%REC Limits	RPD	RPD Limit
<b>Batch B211150</b>									
<b>LCS (B211150-BS1)</b>									
Chloromethane	34.2	5.00	ug/L	50.00		68.4	19-205		
Vinyl Chloride	39.9	5.00	ug/L	50.00		79.8	5-195		
Bromomethane	42.9	5.00	ug/L	50.00		85.8	15-185		
Chloroethane	34.0	5.00	ug/L	50.00		67.9	40-160		
Trichlorofluoromethane	44.8	5.00	ug/L	50.00		89.5	50-150		
1,1-Dichloroethene	45.5	5.00	ug/L	50.00		91.0	50-150		
Methylene Chloride	37.7	5.00	ug/L	50.00		75.4	60-140		
Acrylonitrile	38.2	5.00	ug/L	50.00		76.4	60-140		
trans-1,2-Dichloroethene	46.9	5.00	ug/L	50.00		93.9	70-130		
1,1-Dichloroethane	39.6	5.00	ug/L	50.00		79.2	70-130		
Chloroform	44.9	5.00	ug/L	50.00		89.8	70-135		
1,1,1-Trichloroethane	47.3	5.00	ug/L	50.00		94.6	70-130		
Carbon Tetrachloride	46.6	5.00	ug/L	50.00		93.3	70-130		
1,2-Dichloroethane	41.4	5.00	ug/L	50.00		82.8	70-130		
Benzene	41.3	5.00	ug/L	50.00		82.7	65-135		
Trichloroethene	42.7	5.00	ug/L	50.00		85.3	65-135		
1,2-Dichloropropane	36.8	5.00	ug/L	50.00		73.6	35-165		
Bromodichloromethane	41.9	5.00	ug/L	50.00		83.7	65-135		
cis-1,3-Dichloropropene	39.7	5.00	ug/L	50.00		79.5	25-175		
Toluene	41.9	5.00	ug/L	50.00		83.7	70-130		
trans-1,3-Dichloropropene	43.2	5.00	ug/L	50.00		86.5	50-150		
1,1,2-Trichloroethane	41.0	5.00	ug/L	50.00		82.0	70-130		
Tetrachloroethene	43.9	5.00	ug/L	50.00		87.8	70-130		
Dibromochloromethane	43.7	5.00	ug/L	50.00		87.3	70-135		
Chlorobenzene	42.0	5.00	ug/L	50.00		83.9	65-135		
Ethylbenzene	42.9	5.00	ug/L	50.00		85.9	60-140		
Bromoform	44.1	5.00	ug/L	50.00		88.2	70-130		
1,1,2,2-Tetrachloroethane	40.2	5.00	ug/L	50.00		80.3	60-140		
1,3-Dichlorobenzene	45.4	5.00	ug/L	50.00		90.8	70-130		
1,4-Dichlorobenzene	44.9	5.00	ug/L	50.00		89.8	65-135		
1,2-Dichlorobenzene	45.5	5.00	ug/L	50.00		91.0	65-135		
<i>Surrogate: 1,4-Difluorobenzene</i>	<i>102</i>		ug/L	<i>100.0</i>		<i>102</i>	<i>60-140</i>		
<i>Surrogate: 2-Bromo-1-Chloropropane</i>	<i>91.1</i>		ug/L	<i>100.0</i>		<i>91.1</i>	<i>60-140</i>		
<i>Surrogate: 1,4-Dichlorobutane</i>	<i>83.5</i>		ug/L	<i>100.0</i>		<i>83.5</i>	<i>60-140</i>		



**UNITED STATES ENVIRONMENTAL PROTECTION AGENCY**  
**Region 2 Laboratory**

**Final Report**

**Project: Sportsfield Specialties, Inc. - 2211012**

**Project Number: 2211012**

**VOA GCMS - Quality Control**

Analyte	Result	Reporting Limit	Units	Spike Level	Source Result	%REC	%REC Limits	RPD	RPD Limit
<b>Batch B211150</b>									
<b>LCS Dup (B211150-BSD1)</b>									
Chloromethane	36.0	5.00	ug/L	50.00		71.9	19-205	4.99	20
Vinyl Chloride	39.6	5.00	ug/L	50.00		79.2	5-195	0.729	20
Bromomethane	45.9	5.00	ug/L	50.00		91.7	15-185	6.64	20
Chloroethane	36.5	5.00	ug/L	50.00		73.0	40-160	7.13	20
Trichlorofluoromethane	47.3	5.00	ug/L	50.00		94.6	50-150	5.56	20
1,1-Dichloroethene	48.6	5.00	ug/L	50.00		97.1	50-150	6.46	20
Methylene Chloride	40.0	5.00	ug/L	50.00		80.0	60-140	5.84	20
Acrylonitrile	41.2	5.00	ug/L	50.00		82.5	60-140	7.73	20
trans-1,2-Dichloroethene	50.9	5.00	ug/L	50.00		102	70-130	8.17	20
1,1-Dichloroethane	42.6	5.00	ug/L	50.00		85.1	70-130	7.13	20
Chloroform	48.6	5.00	ug/L	50.00		97.2	70-135	8.00	20
1,1,1-Trichloroethane	50.8	5.00	ug/L	50.00		102	70-130	7.22	20
Carbon Tetrachloride	49.6	5.00	ug/L	50.00		99.2	70-130	6.17	20
1,2-Dichloroethane	44.6	5.00	ug/L	50.00		89.1	70-130	7.33	20
Benzene	43.5	5.00	ug/L	50.00		87.1	65-135	5.21	20
Trichloroethene	45.8	5.00	ug/L	50.00		91.7	65-135	7.16	20
1,2-Dichloropropane	39.8	5.00	ug/L	50.00		79.6	35-165	7.73	20
Bromodichloromethane	44.9	5.00	ug/L	50.00		89.8	65-135	6.99	20
cis-1,3-Dichloropropene	42.8	5.00	ug/L	50.00		85.6	25-175	7.39	20
Toluene	44.9	5.00	ug/L	50.00		89.9	70-130	7.07	20
trans-1,3-Dichloropropene	46.1	5.00	ug/L	50.00		92.2	50-150	6.40	20
1,1,2-Trichloroethane	43.4	5.00	ug/L	50.00		86.9	70-130	5.85	20
Tetrachloroethene	46.4	5.00	ug/L	50.00		92.7	70-130	5.45	20
Dibromochloromethane	46.0	5.00	ug/L	50.00		92.0	70-135	5.22	20
Chlorobenzene	44.1	5.00	ug/L	50.00		88.3	65-135	5.06	20
Ethylbenzene	45.1	5.00	ug/L	50.00		90.2	60-140	4.93	20
Bromoform	47.2	5.00	ug/L	50.00		94.5	70-130	6.94	20
1,1,2,2-Tetrachloroethane	42.7	5.00	ug/L	50.00		85.5	60-140	6.20	20
1,3-Dichlorobenzene	48.4	5.00	ug/L	50.00		96.8	70-130	6.33	20
1,4-Dichlorobenzene	47.5	5.00	ug/L	50.00		95.1	65-135	5.67	20
1,2-Dichlorobenzene	47.7	5.00	ug/L	50.00		95.3	65-135	4.66	20
<i>Surrogate: 1,4-Difluorobenzene</i>	<i>103</i>		ug/L	<i>100.0</i>		<i>103</i>	<i>60-140</i>		
<i>Surrogate: 2-Bromo-1-Chloropropane</i>	<i>90.6</i>		ug/L	<i>100.0</i>		<i>90.6</i>	<i>60-140</i>		
<i>Surrogate: 1,4-Dichlorobutane</i>	<i>81.2</i>		ug/L	<i>100.0</i>		<i>81.2</i>	<i>60-140</i>		



**UNITED STATES ENVIRONMENTAL PROTECTION AGENCY  
Region 2 Laboratory**

**Final Report**

**Project: Sportsfield Specialties, Inc. - 2211012**

**Project Number: 2211012**

**VOA GCMS - Quality Control**

Analyte	Result	Reporting Limit	Units	Spike Level	Source Result	%REC	%REC Limits	RPD	RPD Limit
---------	--------	-----------------	-------	-------------	---------------	------	-------------	-----	-----------

**Batch B211150**

**Matrix Spike (B211150-MS1)**

**Source: 2211012-02RE2**

Chloromethane	34.5	5.00	ug/L	50.00	ND	69.0	19-273		
Vinyl Chloride	40.5	5.00	ug/L	50.00	ND	81.0	49-251		
Bromomethane	43.5	5.00	ug/L	50.00	ND	86.9	21-242		
Chloroethane	39.9	5.00	ug/L	50.00	ND	79.8	14-230		
Trichlorofluoromethane	46.2	5.00	ug/L	50.00	ND	92.5	17-181		
1,1-Dichloroethene	47.4	5.00	ug/L	50.00	ND	94.7	52-234		
Methylene Chloride	41.8	5.00	ug/L	50.00	ND	83.7	69-221		
Acrylonitrile	41.3	5.00	ug/L	50.00	ND	82.6	40-160		
trans-1,2-Dichloroethene	49.2	5.00	ug/L	50.00	ND	98.4	54-156		
1,1-Dichloroethane	43.7	5.00	ug/L	50.00	ND	87.4	59-155		
Chloroform	50.4	5.00	ug/L	50.00	ND	101	51-138		
1,1,1-Trichloroethane	51.4	5.00	ug/L	50.00	ND	103	52-162		
Carbon Tetrachloride	51.0	5.00	ug/L	50.00	ND	102	70-140		
1,2-Dichloroethane	45.4	5.00	ug/L	50.00	ND	90.7	49-155		
Benzene	45.7	5.00	ug/L	50.00	ND	91.4	37-151		
Trichloroethene	46.9	5.00	ug/L	50.00	ND	93.8	70-157		
1,2-Dichloropropane	41.3	5.00	ug/L	50.00	ND	82.6	74-210		
Bromodichloromethane	46.7	5.00	ug/L	50.00	ND	93.5	35-155		
cis-1,3-Dichloropropene	44.8	5.00	ug/L	50.00	ND	89.5	80-227		
Toluene	47.7	5.00	ug/L	50.00	ND	95.4	47-150		
trans-1,3-Dichloropropene	45.8	5.00	ug/L	50.00	ND	91.5	17-183		
1,1,2-Trichloroethane	46.7	5.00	ug/L	50.00	ND	93.4	52-150		
Tetrachloroethene	48.5	5.00	ug/L	50.00	ND	97.0	64-148		
Dibromochloromethane	47.4	5.00	ug/L	50.00	ND	94.7	53-149		
Chlorobenzene	47.2	5.00	ug/L	50.00	ND	94.5	37-160		
Ethylbenzene	47.0	5.00	ug/L	50.00	ND	94.1	37-162		
Bromoform	49.0	5.00	ug/L	50.00	ND	98.0	45-169		
1,1,2,2-Tetrachloroethane	45.3	5.00	ug/L	50.00	ND	90.7	46-157		
1,3-Dichlorobenzene	51.7	5.00	ug/L	50.00	ND	103	59-156		
1,4-Dichlorobenzene	51.1	5.00	ug/L	50.00	ND	102	18-190		
1,2-Dichlorobenzene	51.2	5.00	ug/L	50.00	ND	102	18-190		
<i>Surrogate: 1,4-Difluorobenzene</i>	<i>104</i>		ug/L	<i>100.0</i>		<i>104</i>	<i>60-140</i>		
<i>Surrogate: 2-Bromo-1-Chloropropane</i>	<i>92.9</i>		ug/L	<i>100.0</i>		<i>92.9</i>	<i>60-140</i>		
<i>Surrogate: 1,4-Dichlorobutane</i>	<i>84.3</i>		ug/L	<i>100.0</i>		<i>84.3</i>	<i>60-140</i>		



**UNITED STATES ENVIRONMENTAL PROTECTION AGENCY**  
**Region 2 Laboratory**

**Final Report**

**Project: Sportsfield Specialties, Inc. - 2211012**

**Project Number: 2211012**

**VOA GCMS - Quality Control**

Analyte	Result	Reporting Limit	Units	Spike Level	Source Result	%REC	%REC Limits	RPD	RPD Limit
---------	--------	-----------------	-------	-------------	---------------	------	-------------	-----	-----------

**Batch B211150**

**Matrix Spike Dup (B211150-MSD1)**

**Source: 2211012-02RE2**

Chloromethane	32.8	5.00	ug/L	50.00	ND	65.5	19-273	5.20	28
Vinyl Chloride	37.9	5.00	ug/L	50.00	ND	75.8	49-251	6.66	28
Bromomethane	42.8	5.00	ug/L	50.00	ND	85.6	21-242	1.48	28
Chloroethane	37.7	5.00	ug/L	50.00	ND	75.5	14-230	5.57	28
Trichlorofluoromethane	44.2	5.00	ug/L	50.00	ND	88.5	17-181	4.44	28
1,1-Dichloroethene	44.0	5.00	ug/L	50.00	ND	88.0	52-234	7.35	28
Methylene Chloride	39.8	5.00	ug/L	50.00	ND	79.6	69-221	4.92	28
Acrylonitrile	39.3	5.00	ug/L	50.00	ND	78.5	40-160	5.06	28
trans-1,2-Dichloroethene	46.1	5.00	ug/L	50.00	ND	92.2	54-156	6.57	28
1,1-Dichloroethane	41.5	5.00	ug/L	50.00	ND	83.0	59-155	5.16	28
Chloroform	47.7	5.00	ug/L	50.00	ND	95.4	51-138	5.56	28
1,1,1-Trichloroethane	48.6	5.00	ug/L	50.00	ND	97.3	52-162	5.46	28
Carbon Tetrachloride	47.8	5.00	ug/L	50.00	ND	95.5	70-140	6.48	28
1,2-Dichloroethane	43.7	5.00	ug/L	50.00	ND	87.5	49-155	3.66	28
Benzene	43.9	5.00	ug/L	50.00	ND	87.8	37-151	4.06	28
Trichloroethene	45.6	5.00	ug/L	50.00	ND	91.2	70-157	2.77	28
1,2-Dichloropropane	39.9	5.00	ug/L	50.00	ND	79.7	74-210	3.50	28
Bromodichloromethane	45.1	5.00	ug/L	50.00	ND	90.1	35-155	3.64	28
cis-1,3-Dichloropropene	43.6	5.00	ug/L	50.00	ND	87.2	80-227	2.56	28
Toluene	46.1	5.00	ug/L	50.00	ND	92.1	47-150	3.46	28
trans-1,3-Dichloropropene	44.7	5.00	ug/L	50.00	ND	89.4	17-183	2.32	28
1,1,2-Trichloroethane	44.7	5.00	ug/L	50.00	ND	89.5	52-150	4.27	28
Tetrachloroethene	46.3	5.00	ug/L	50.00	ND	92.6	64-148	4.66	28
Dibromochloromethane	46.0	5.00	ug/L	50.00	ND	92.1	53-149	2.81	28
Chlorobenzene	45.5	5.00	ug/L	50.00	ND	90.9	37-160	3.86	28
Ethylbenzene	45.1	5.00	ug/L	50.00	ND	90.3	37-162	4.14	28
Bromoform	48.1	5.00	ug/L	50.00	ND	96.2	45-169	1.90	28
1,1,2,2-Tetrachloroethane	44.4	5.00	ug/L	50.00	ND	88.9	46-157	1.96	28
1,3-Dichlorobenzene	50.0	5.00	ug/L	50.00	ND	100	59-156	3.22	28
1,4-Dichlorobenzene	49.6	5.00	ug/L	50.00	ND	99.3	18-190	2.92	28
1,2-Dichlorobenzene	49.6	5.00	ug/L	50.00	ND	99.1	18-190	3.20	28
<i>Surrogate: 1,4-Difluorobenzene</i>	<i>103</i>		ug/L	<i>100.0</i>		<i>103</i>	<i>60-140</i>		
<i>Surrogate: 2-Bromo-1-Chloropropane</i>	<i>93.2</i>		ug/L	<i>100.0</i>		<i>93.2</i>	<i>60-140</i>		
<i>Surrogate: 1,4-Dichlorobutane</i>	<i>83.7</i>		ug/L	<i>100.0</i>		<i>83.7</i>	<i>60-140</i>		



**UNITED STATES ENVIRONMENTAL PROTECTION AGENCY  
Region 2 Laboratory**

**Final Report**

**Project: Sportsfield Specialties, Inc. - 2211012**

**Project Number: 2211012**

**NVOA GCMS - Quality Control**

Analyte	Result	Reporting Limit	Units	Spike Level	Source Result	%REC	%REC Limits	RPD	RPD Limit
---------	--------	-----------------	-------	-------------	---------------	------	-------------	-----	-----------

**Batch B211125**

**Blank (B211125-BLK1)**

Acenaphthene	--- U	5.00	ug/L						
Acenaphthylene	--- U	5.00	ug/L						
Anthracene	--- U	5.00	ug/L						
Benzo(A)Anthracene	--- U	5.00	ug/L						
Benzo(A)Pyrene	--- U	5.00	ug/L						
Benzo(B)Fluoranthene	--- U	5.00	ug/L						
Benzo(G,H,I)Perylene	--- U	5.00	ug/L						
Benzo(K)Fluoranthene	--- U	5.00	ug/L						
Chrysene	--- U	5.00	ug/L						
Dibenzo(A,H)Anthracene	--- U	5.00	ug/L						
Fluoranthene	--- U	5.00	ug/L						
Fluorene	--- U	5.00	ug/L						
Indeno(1,2,3-Cd)Pyrene	--- U	5.00	ug/L						
Naphthalene	--- U	5.00	ug/L						
Phenanthrene	--- U	5.00	ug/L						
1,2,4-Trichlorobenzene	--- U	5.00	ug/L						
2,4,6-Trichlorophenol	--- U	5.00	ug/L						
2,4-Dichlorophenol	--- U	5.00	ug/L						
2,4-Dimethylphenol	--- U	5.00	ug/L						
2,4-Dinitrotoluene	--- U	5.00	ug/L						
2,6-Dinitrotoluene	--- U	5.00	ug/L						
2,4-Dinitrophenol	--- U	5.00	ug/L						
2-Chloronaphthalene	--- U	5.00	ug/L						
2-Chlorophenol	--- U	5.00	ug/L						
2-Nitrophenol	--- U	5.00	ug/L						
3,3'- Dichlorobenzidine	--- U	5.00	ug/L						
4,6-Dinitro-2-Methylphenol	--- U	5.00	ug/L						
4-Bromophenyl-Phenylether	--- U	5.00	ug/L						
4-Chloro-3-Methylphenol	--- U	5.00	ug/L						
4-Chlorophenyl-Phenylether	--- U	5.00	ug/L						
4-Nitrophenol	--- U	5.00	ug/L						
Bis(-2-Chloroethoxy)Methane	--- U	5.00	ug/L						
Bis(2-Chloroethyl)Ether	--- U	5.00	ug/L						
Bis(2-Chloroisopropyl)Ether	--- U	5.00	ug/L						
Bis(2-Ethylhexyl)Phthalate	--- U	5.00	ug/L						

U.S.E.P.A Region 2 Laboratory

**NOTE:** The results recorded in this report relate only to the samples as received on the date and at the time noted  
Reported: 12/7/2022



**UNITED STATES ENVIRONMENTAL PROTECTION AGENCY  
Region 2 Laboratory**

**Final Report**

**Project: Sportsfield Specialties, Inc. - 2211012**

**Project Number: 2211012**

**NVOA GCMS - Quality Control**

Analyte	Result	Reporting Limit	Units	Spike Level	Source Result	%REC	%REC Limits	RPD	RPD Limit
---------	--------	-----------------	-------	-------------	---------------	------	-------------	-----	-----------

**Batch B211125**

**Blank (B211125-BLK1)**

Butylbenzylphthalate	--- U	5.00	ug/L						
Azobenzene	--- U	5.00	ug/L						
Diethylphthalate	--- U	5.00	ug/L						
Dimethyl Phthalate	--- U	5.00	ug/L						
Di-N-Butyl Phthalate	--- U	5.00	ug/L						
Di-N-Octyl Phthalate	--- U	5.00	ug/L						
Hexachlorobenzene	--- U	5.00	ug/L						
Hexachlorobutadiene	--- U	5.00	ug/L						
Hexachlorocyclopentadiene	--- U	5.00	ug/L						
Hexachloroethane	--- U	5.00	ug/L						
Isophorone	--- U	5.00	ug/L						
Nitrobenzene	--- U	5.00	ug/L						
N-Nitrosodimethylamine	--- U	5.00	ug/L						
N-Nitroso-Di-N-Propylamine	--- U	5.00	ug/L						
N-Nitrosodiphenylamine	--- U	5.00	ug/L						
Pentachlorophenol	--- U	5.00	ug/L						
Phenol	--- U	5.00	ug/L						
Pyrene	--- U	5.00	ug/L						
<i>Surrogate: 2-Fluoroaniline</i>	<i>ND</i>		<i>ug/L</i>	<i>50.00</i>		<i>43.5</i>	<i>60-140</i>		
<i>Surrogate: Phenol-D6</i>	<i>ND</i>		<i>ug/L</i>	<i>50.00</i>		<i>17.8</i>	<i>60-140</i>		
<i>Surrogate: Naphthalene-D8</i>	<i>ND</i>		<i>ug/L</i>	<i>50.00</i>		<i>36.6</i>	<i>60-140</i>		
<i>Surrogate: 1-Fluoronaphthalene</i>	<i>ND</i>		<i>ug/L</i>	<i>50.00</i>		<i>34.4</i>	<i>60-140</i>		
<i>Surrogate: 2,4-Dibromophenol</i>	<i>ND</i>		<i>ug/L</i>	<i>50.00</i>		<i>40.1</i>	<i>60-140</i>		
<i>Surrogate: Anthracene-D10</i>	<i>ND</i>		<i>ug/L</i>	<i>50.00</i>		<i>56.1</i>	<i>60-140</i>		
<i>Surrogate: Chrysene-D12</i>	<i>ND</i>		<i>ug/L</i>	<i>50.00</i>		<i>50.5</i>	<i>60-140</i>		

**LCS (B211125-BS1)**

Acenaphthene	36.7	5.00	ug/L	50.00		73.4	47-145		
Acenaphthylene	35.6	5.00	ug/L	50.00		71.2	33-145		
Anthracene	33.9	5.00	ug/L	50.00		67.8	27-133		
Benzo(A)Anthracene	34.2	5.00	ug/L	50.00		68.5	33-143		
Benzo(A)Pyrene	36.2	5.00	ug/L	50.00		72.4	17-163		
Benzo(B)Fluoranthene	38.3	5.00	ug/L	50.00		76.5	24-159		
Benzo(G,H,I)Perylene	38.8	5.00	ug/L	50.00		77.7	35-219		
Benzo(K)Fluoranthene	37.7	5.00	ug/L	50.00		75.3	11-162		

U.S.E.P.A Region 2 Laboratory

NOTE: The results recorded in this report relate only to the samples as received on the date and at the time noted  
Reported: 12/7/2022



**UNITED STATES ENVIRONMENTAL PROTECTION AGENCY  
Region 2 Laboratory**

**Final Report**

**Project: Sportsfield Specialties, Inc. - 2211012**

**Project Number: 2211012**

**NVOA GCMS - Quality Control**

Analyte	Result	Reporting Limit	Units	Spike Level	Source Result	%REC	%REC Limits	RPD	RPD Limit
<b>Batch B211125</b>									
<b>LCS (B211125-BS1)</b>									
Chrysene	32.0	5.00	ug/L	50.00		63.9	17-168		
Dibenzo(A,H)Anthracene	37.4	5.00	ug/L	50.00		74.8	33-227		
Fluoranthene	35.2	5.00	ug/L	50.00		70.5	26-137		
Fluorene	31.2	5.00	ug/L	50.00		62.4	59-121		
Indeno(1,2,3-Cd)Pyrene	39.4	5.00	ug/L	50.00		78.9	39-171		
Naphthalene	30.7	5.00	ug/L	50.00		61.5	21-133		
Phenanthrene	34.7	5.00	ug/L	50.00		69.4	54-120		
1,2,4-Trichlorobenzene	29.2	5.00	ug/L	50.00		58.4	44-142		
2,4,6-Trichlorophenol	33.9	5.00	ug/L	50.00		67.8	37-144		
2,4-Dichlorophenol	32.1	5.00	ug/L	50.00		64.2	39-135		
2,4-Dimethylphenol	32.2	5.00	ug/L	50.00		64.4	32-120		
2,4-Dinitrotoluene	35.4	5.00	ug/L	50.00		70.7	39-139		
2,6-Dinitrotoluene	42.4	5.00	ug/L	50.00		84.7	50-158		
2,4-Dinitrophenol	32.9	5.00	ug/L	50.00		65.8	21-191		
2-Chloronaphthalene	33.6	5.00	ug/L	50.00		67.1	60-120		
2-Chlorophenol	27.8	5.00	ug/L	50.00		55.5	23-134		
2-Nitrophenol	32.7	5.00	ug/L	50.00		65.4	29-182		
3,3'- Dichlorobenzidine	39.8	5.00	ug/L	50.00		79.7	38-262		
4,6-Dinitro-2-Methylphenol	38.3	5.00	ug/L	50.00		76.6	17-181		
4-Bromophenyl-Phenylether	33.1	5.00	ug/L	50.00		66.2	53-127		
4-Chloro-3-Methylphenol	35.1	5.00	ug/L	50.00		70.3	22-147		
4-Chlorophenyl-Phenylether	30.3	5.00	ug/L	50.00		60.6	25-158		
4-Nitrophenol	20.1	5.00	ug/L	50.00		40.2	9-132		
Bis(-2-Chloroethoxy)Methane	31.3	5.00	ug/L	50.00		62.6	33-184		
Bis(2-Chloroethyl)Ether	29.8	5.00	ug/L	50.00		59.6	12-158		
Bis(2-Chloroisopropyl)Ether	29.1	5.00	ug/L	50.00		58.1	36-166		
Bis(2-Ethylhexyl)Phthalate	39.8	5.00	ug/L	50.00		79.5	8-158		
Butylbenzylphthalate	38.2	5.00	ug/L	50.00		76.3	38-152		
Azobenzene	33.1	5.00	ug/L	50.00		66.1	60-115		
Diethylphthalate	32.4	5.00	ug/L	50.00		64.7	31-114		
Dimethyl Phthalate	34.5	5.00	ug/L	50.00		69.0	28-120		
Di-N-Butyl Phthalate	36.2	5.00	ug/L	50.00		72.4	1-120		
Di-N-Octyl Phthalate	39.5	5.00	ug/L	50.00		78.9	4-146		
Hexachlorobenzene	32.8	5.00	ug/L	50.00		65.6	35-152		
Hexachlorobutadiene	27.9	5.00	ug/L	50.00		55.7	24-120		

U.S.E.P.A Region 2 Laboratory

**NOTE:** The results recorded in this report relate only to the samples as received on the date and at the time noted  
Reported: 12/7/2022



**UNITED STATES ENVIRONMENTAL PROTECTION AGENCY**  
**Region 2 Laboratory**

**Final Report**

**Project: Sportsfield Specialties, Inc. - 2211012**

**Project Number: 2211012**

**NVOA GCMS - Quality Control**

Analyte	Result	Reporting Limit	Units	Spike Level	Source Result	%REC	%REC Limits	RPD	RPD Limit
---------	--------	-----------------	-------	-------------	---------------	------	-------------	-----	-----------

**Batch B211125**

**LCS (B211125-BS1)**

Hexachlorocyclopentadiene	37.2	5.00	ug/L	50.00		74.4	15-76		
Hexachloroethane	27.0	5.00	ug/L	50.00		54.0	40-120		
Isophorone	34.5	5.00	ug/L	50.00		69.0	21-196		
Nitrobenzene	34.1	5.00	ug/L	50.00		68.3	35-180		
N-Nitrosodimethylamine	18.8	5.00	ug/L	50.00		37.6	17-127		
N-Nitroso-Di-N-Propylamine	31.1	5.00	ug/L	50.00		62.2	43-230		
N-Nitrosodiphenylamine	38.3	5.00	ug/L	50.00		76.6	79-139		
Pentachlorophenol	34.6	5.00	ug/L	50.00		69.2	14-176		
Phenol	12.9	5.00	ug/L	50.00		25.8	5-120		
Pyrene	35.6	5.00	ug/L	50.00		71.2	52-120		
<i>Surrogate: 2-Fluoroaniline</i>	<i>27.4</i>		<i>ug/L</i>	<i>50.00</i>		<i>54.8</i>	<i>60-140</i>		
<i>Surrogate: Phenol-D6</i>	<i>11.0</i>		<i>ug/L</i>	<i>50.00</i>		<i>22.1</i>	<i>60-140</i>		
<i>Surrogate: Naphthalene-D8</i>	<i>26.1</i>		<i>ug/L</i>	<i>50.00</i>		<i>52.3</i>	<i>60-140</i>		
<i>Surrogate: 1-Fluoronaphthalene</i>	<i>25.1</i>		<i>ug/L</i>	<i>50.00</i>		<i>50.1</i>	<i>60-140</i>		
<i>Surrogate: 2,4-Dibromophenol</i>	<i>29.4</i>		<i>ug/L</i>	<i>50.00</i>		<i>58.8</i>	<i>60-140</i>		
<i>Surrogate: Anthracene-D10</i>	<i>41.3</i>		<i>ug/L</i>	<i>50.00</i>		<i>82.7</i>	<i>60-140</i>		
<i>Surrogate: Chrysene-D12</i>	<i>29.2</i>		<i>ug/L</i>	<i>50.00</i>		<i>58.3</i>	<i>60-140</i>		

**LCS Dup (B211125-BSD1)**

Acenaphthene	33.9	5.00	ug/L	50.00		67.9	47-145	7.81	30
Acenaphthylene	33.0	5.00	ug/L	50.00		66.0	33-145	7.61	30
Anthracene	34.6	5.00	ug/L	50.00		69.1	27-133	1.93	30
Benzo(A)Anthracene	36.9	5.00	ug/L	50.00		73.7	33-143	7.37	30
Benzo(A)Pyrene	37.0	5.00	ug/L	50.00		74.1	17-163	2.27	30
Benzo(B)Fluoranthene	39.8	5.00	ug/L	50.00		79.5	24-159	3.79	30
Benzo(G,H,I)Perylene	38.5	5.00	ug/L	50.00		77.0	35-219	0.957	30
Benzo(K)Fluoranthene	38.6	5.00	ug/L	50.00		77.2	11-162	2.44	30
Chrysene	34.6	5.00	ug/L	50.00		69.1	17-168	7.85	30
Dibenzo(A,H)Anthracene	37.2	5.00	ug/L	50.00		74.4	33-227	0.456	30
Fluoranthene	35.6	5.00	ug/L	50.00		71.3	26-137	1.10	30
Fluorene	34.4	5.00	ug/L	50.00		68.7	59-121	9.67	30
Indeno(1,2,3-Cd)Pyrene	38.3	5.00	ug/L	50.00		76.5	39-171	3.01	30
Naphthalene	29.5	5.00	ug/L	50.00		58.9	21-133	4.22	30
Phenanthrene	35.9	5.00	ug/L	50.00		71.8	54-120	3.37	30
1,2,4-Trichlorobenzene	28.5	5.00	ug/L	50.00		57.0	44-142	2.46	30

U.S.E.P.A Region 2 Laboratory

**NOTE:** The results recorded in this report relate only to the samples as received on the date and at the time noted  
 Reported: 12/7/2022



**UNITED STATES ENVIRONMENTAL PROTECTION AGENCY**  
**Region 2 Laboratory**

**Final Report**

**Project: Sportsfield Specialties, Inc. - 2211012**

**Project Number: 2211012**

**NVOA GCMS - Quality Control**

Analyte	Result	Reporting Limit	Units	Spike Level	Source Result	%REC	%REC Limits	RPD	RPD Limit
<b>Batch B211125</b>									
<b>LCS Dup (B211125-BSD1)</b>									
2,4,6-Trichlorophenol	32.4	5.00	ug/L	50.00		64.9	37-144	4.37	30
2,4-Dichlorophenol	31.4	5.00	ug/L	50.00		62.8	39-135	2.24	30
2,4-Dimethylphenol	29.4	5.00	ug/L	50.00		58.9	32-120	8.96	30
2,4-Dinitrotoluene	38.2	5.00	ug/L	50.00		76.5	39-139	7.80	30
2,6-Dinitrotoluene	38.9	5.00	ug/L	50.00		77.7	50-158	8.59	30
2,4-Dinitrophenol	26.6	5.00	ug/L	50.00		53.2	21-191	21.0	30
2-Chloronaphthalene	31.9	5.00	ug/L	50.00		63.8	60-120	5.10	30
2-Chlorophenol	28.5	5.00	ug/L	50.00		57.0	23-134	2.52	30
2-Nitrophenol	32.4	5.00	ug/L	50.00		64.9	29-182	0.859	30
3,3'- Dichlorobenzidine	43.1	5.00	ug/L	50.00		86.2	38-262	7.86	30
4,6-Dinitro-2-Methylphenol	40.3	5.00	ug/L	50.00		80.6	17-181	5.14	30
4-Bromophenyl-Phenylether	35.7	5.00	ug/L	50.00		71.3	53-127	7.51	30
4-Chloro-3-Methylphenol	33.5	5.00	ug/L	50.00		66.9	22-147	4.87	30
4-Chlorophenyl-Phenylether	34.5	5.00	ug/L	50.00		69.0	25-158	12.9	30
4-Nitrophenol	16.6	5.00	ug/L	50.00		33.2	9-132	19.1	30
Bis(-2-Chloroethoxy)Methane	31.1	5.00	ug/L	50.00		62.2	33-184	0.673	30
Bis(2-Chloroethyl)Ether	30.4	5.00	ug/L	50.00		60.7	12-158	1.86	30
Bis(2-Chloroisopropyl)Ether	27.5	5.00	ug/L	50.00		55.0	36-166	5.51	30
Bis(2-Ethylhexyl)Phthalate	43.6	5.00	ug/L	50.00		87.3	8-158	9.31	30
Butylbenzylphthalate	38.3	5.00	ug/L	50.00		76.6	38-152	0.340	30
Azobenzene	35.1	5.00	ug/L	50.00		70.2	60-115	5.96	30
Diethylphthalate	34.5	5.00	ug/L	50.00		69.1	31-114	6.52	30
Dimethyl Phthalate	32.5	5.00	ug/L	50.00		65.0	28-120	5.94	30
Di-N-Butyl Phthalate	37.2	5.00	ug/L	50.00		74.3	1-120	2.65	30
Di-N-Octyl Phthalate	42.4	5.00	ug/L	50.00		84.7	4-146	7.11	30
Hexachlorobenzene	35.0	5.00	ug/L	50.00		70.1	35-152	6.64	30
Hexachlorobutadiene	26.6	5.00	ug/L	50.00		53.2	24-120	4.59	30
Hexachlorocyclopentadiene	35.7	5.00	ug/L	50.00		71.4	15-76	4.09	30
Hexachloroethane	28.3	5.00	ug/L	50.00		56.6	40-120	4.81	30
Isophorone	34.6	5.00	ug/L	50.00		69.1	21-196	0.203	30
Nitrobenzene	33.0	5.00	ug/L	50.00		65.9	35-180	3.52	30
N-Nitrosodimethylamine	19.3	5.00	ug/L	50.00		38.5	17-127	2.47	30
N-Nitroso-Di-N-Propylamine	32.1	5.00	ug/L	50.00		64.2	43-230	3.10	30
N-Nitrosodiphenylamine	41.0	5.00	ug/L	50.00		81.9	79-139	6.76	30
Pentachlorophenol	36.2	5.00	ug/L	50.00		72.3	14-176	4.47	30

U.S.E.P.A Region 2 Laboratory

**NOTE:** The results recorded in this report relate only to the samples as received on the date and at the time noted  
 Reported: 12/7/2022



**UNITED STATES ENVIRONMENTAL PROTECTION AGENCY  
Region 2 Laboratory**

**Final Report**

**Project: Sportsfield Specialties, Inc. - 2211012**

**Project Number: 2211012**

**NVOA GCMS - Quality Control**

Analyte	Result	Reporting Limit	Units	Spike Level	Source Result	%REC	%REC Limits	RPD	RPD Limit
---------	--------	-----------------	-------	-------------	---------------	------	-------------	-----	-----------

**Batch B211125**

**LCS Dup (B211125-BSD1)**

Phenol	13.0	5.00	ug/L	50.00		26.0	5-120	1.08	30
Pyrene	36.3	5.00	ug/L	50.00		72.6	52-120	1.98	30
<i>Surrogate: 2-Fluoroaniline</i>	<i>28.4</i>		<i>ug/L</i>	<i>50.00</i>		<i>56.8</i>	<i>60-140</i>		
<i>Surrogate: Phenol-D6</i>	<i>11.3</i>		<i>ug/L</i>	<i>50.00</i>		<i>22.6</i>	<i>60-140</i>		
<i>Surrogate: Naphthalene-D8</i>	<i>25.1</i>		<i>ug/L</i>	<i>50.00</i>		<i>50.1</i>	<i>60-140</i>		
<i>Surrogate: 1-Fluoronaphthalene</i>	<i>23.6</i>		<i>ug/L</i>	<i>50.00</i>		<i>47.1</i>	<i>60-140</i>		
<i>Surrogate: 2,4-Dibromophenol</i>	<i>29.0</i>		<i>ug/L</i>	<i>50.00</i>		<i>57.9</i>	<i>60-140</i>		
<i>Surrogate: Anthracene-D10</i>	<i>42.0</i>		<i>ug/L</i>	<i>50.00</i>		<i>84.1</i>	<i>60-140</i>		
<i>Surrogate: Chrysene-D12</i>	<i>31.5</i>		<i>ug/L</i>	<i>50.00</i>		<i>63.0</i>	<i>60-140</i>		

**Matrix Spike (B211125-MS1)**

**Source: 2211012-02**

Acenaphthene	29.0	4.95	ug/L	49.50	ND	58.6	47-145		
Acenaphthylene	30.3	4.95	ug/L	49.50	ND	61.3	33-145		
Anthracene	43.9	4.95	ug/L	49.50	ND	88.6	27-133		
Benzo(A)Anthracene	38.3	4.95	ug/L	49.50	ND	77.4	33-143		
Benzo(A)Pyrene	38.0	4.95	ug/L	49.50	ND	76.7	17-163		
Benzo(B)Fluoranthene	38.2	4.95	ug/L	49.50	ND	77.2	24-159		
Benzo(G,H,I)Perylene	46.0	4.95	ug/L	49.50	ND	93.0	35-219		
Benzo(K)Fluoranthene	36.3	4.95	ug/L	49.50	ND	73.4	11-162		
Chrysene	37.3	4.95	ug/L	49.50	ND	75.3	17-168		
Dibenzo(A,H)Anthracene	44.9	4.95	ug/L	49.50	ND	90.6	33-227		
Fluoranthene	36.7	4.95	ug/L	49.50	ND	74.1	26-137		
Fluorene	47.7	4.95	ug/L	49.50	ND	96.3	59-121		
Indeno(1,2,3-Cd)Pyrene	46.5	4.95	ug/L	49.50	ND	94.0	39-171		
Naphthalene	18.4	4.95	ug/L	49.50	ND	37.1	21-133		
Phenanthrene	45.7	4.95	ug/L	49.50	ND	92.3	54-120		
1,2,4-Trichlorobenzene	16.6	4.95	ug/L	49.50	ND	33.5	44-142		
2,4,6-Trichlorophenol	28.8	4.95	ug/L	49.50	ND	58.1	37-144		
2,4-Dichlorophenol	31.8	4.95	ug/L	49.50	ND	64.3	39-135		
2,4-Dimethylphenol	38.5	4.95	ug/L	49.50	ND	77.7	32-120		
2,4-Dinitrotoluene	47.3	4.95	ug/L	49.50	ND	95.6	39-139		
2,6-Dinitrotoluene	36.0	4.95	ug/L	49.50	ND	72.7	50-158		
2,4-Dinitrophenol	4.99	4.95	ug/L	49.50	ND	10.1	21-191		
2-Chloronaphthalene	26.7	4.95	ug/L	49.50	ND	53.9	60-120		
2-Chlorophenol	23.8	4.95	ug/L	49.50	ND	48.1	23-134		

U.S.E.P.A Region 2 Laboratory

**NOTE:** The results recorded in this report relate only to the samples as received on the date and at the time noted  
Reported: 12/7/2022



**UNITED STATES ENVIRONMENTAL PROTECTION AGENCY  
Region 2 Laboratory**

**Final Report**

**Project: Sportsfield Specialties, Inc. - 2211012**

**Project Number: 2211012**

**NVOA GCMS - Quality Control**

Analyte	Result	Reporting Limit	Units	Spike Level	Source Result	%REC	%REC Limits	RPD	RPD Limit
---------	--------	-----------------	-------	-------------	---------------	------	-------------	-----	-----------

**Batch B211125**

**Matrix Spike (B211125-MS1)**

**Source: 2211012-02**

2-Nitrophenol	21.9	4.95	ug/L	49.50	ND	44.1	29-182		
3,3'- Dichlorobenzidine	7.50	4.95	ug/L	49.50	ND	15.2	38-262		
4,6-Dinitro-2-Methylphenol	11.3	4.95	ug/L	49.50	ND	22.9	17-181		
4-Bromophenyl-Phenylether	48.4	4.95	ug/L	49.50	ND	97.7	53-127		
4-Chloro-3-Methylphenol	31.2	4.95	ug/L	49.50	ND	63.0	22-147		
4-Chlorophenyl-Phenylether	46.6	4.95	ug/L	49.50	ND	94.2	25-158		
4-Nitrophenol	14.3	4.95	ug/L	49.50	ND	28.8	9-132		
Bis(-2-Chloroethoxy)Methane	23.9	4.95	ug/L	49.50	ND	48.2	33-184		
Bis(2-Chloroethyl)Ether	14.4	4.95	ug/L	49.50	ND	29.0	12-158		
Bis(2-Chloroisopropyl)Ether	13.6	4.95	ug/L	49.50	ND	27.5	36-166		
Bis(2-Ethylhexyl)Phthalate	54.0	4.95	ug/L	49.50	3.48	102	8-158		
Butylbenzylphthalate	34.6	4.95	ug/L	49.50	ND	69.9	38-152		
Azobenzene	52.7	4.95	ug/L	49.50	ND	106	61-106		
Diethylphthalate	47.3	4.95	ug/L	49.50	ND	95.6	31-114		
Dimethyl Phthalate	27.4	4.95	ug/L	49.50	ND	55.4	28-120		
Di-N-Butyl Phthalate	44.9	4.95	ug/L	49.50	ND	90.8	1-120		
Di-N-Octyl Phthalate	47.0	4.95	ug/L	49.50	ND	95.0	4-146		
Hexachlorobenzene	44.6	4.95	ug/L	49.50	ND	90.1	35-152		
Hexachlorobutadiene	13.7	4.95	ug/L	49.50	ND	27.8	24-120		
Hexachlorocyclopentadiene	2.01	4.95	ug/L	49.50	ND	4.06	15-76		
Hexachloroethane	7.84	4.95	ug/L	49.50	ND	15.8	40-120		
Isophorone	19.8	4.95	ug/L	49.50	ND	39.9	21-196		
Nitrobenzene	20.0	4.95	ug/L	49.50	ND	40.3	35-180		
N-Nitrosodimethylamine	3.50	4.95	ug/L	49.50	ND	7.08	17-127		
N-Nitroso-Di-N-Propylamine	18.6	4.95	ug/L	49.50	ND	37.6	43-230		
N-Nitrosodiphenylamine	50.0	4.95	ug/L	49.50	ND	101	79-139		
Pentachlorophenol	27.2	4.95	ug/L	49.50	ND	55.0	14-176		
Phenol	16.8	4.95	ug/L	49.50	ND	33.9	5-120		
Pyrene	35.6	4.95	ug/L	49.50	ND	71.9	52-120		
<i>Surrogate: 2-Fluoroaniline</i>	<i>14.1</i>		ug/L	<i>49.50</i>		<i>28.4</i>	<i>60-140</i>		
<i>Surrogate: Phenol-D6</i>	<i>14.9</i>		ug/L	<i>49.50</i>		<i>30.1</i>	<i>60-140</i>		
<i>Surrogate: Naphthalene-D8</i>	<i>16.2</i>		ug/L	<i>49.50</i>		<i>32.8</i>	<i>60-140</i>		
<i>Surrogate: 1-Fluoronaphthalene</i>	<i>15.6</i>		ug/L	<i>49.50</i>		<i>31.4</i>	<i>60-140</i>		
<i>Surrogate: 2,4-Dibromophenol</i>	<i>25.5</i>		ug/L	<i>49.50</i>		<i>51.6</i>	<i>60-140</i>		
<i>Surrogate: Anthracene-D10</i>	<i>55.3</i>		ug/L	<i>49.50</i>		<i>112</i>	<i>60-140</i>		

U.S.E.P.A Region 2 Laboratory

**NOTE:** The results recorded in this report relate only to the samples as received on the date and at the time noted  
Reported: 12/7/2022



**UNITED STATES ENVIRONMENTAL PROTECTION AGENCY**  
**Region 2 Laboratory**

**Final Report**

**Project: Sportsfield Specialties, Inc. - 2211012**

**Project Number: 2211012**

**NVOA GCMS - Quality Control**

Analyte	Result	Reporting Limit	Units	Spike Level	Source Result	%REC	%REC Limits	RPD	RPD Limit
---------	--------	-----------------	-------	-------------	---------------	------	-------------	-----	-----------

**Batch B211125**

**Matrix Spike (B211125-MS1)**

**Source: 2211012-02**

<i>Surrogate: Chrysene-D12</i>	32.6		ug/L	49.50		65.8	60-140		
--------------------------------	------	--	------	-------	--	------	--------	--	--

**Matrix Spike Dup (B211125-MSD1)**

**Source: 2211012-02**

Acenaphthene	33.6	5.00	ug/L	50.00	ND	67.1	47-145	14.6	24
Acenaphthylene	35.2	5.00	ug/L	50.00	ND	70.3	33-145	14.8	24
Anthracene	48.1	5.00	ug/L	50.00	ND	96.3	27-133	9.30	24
Benzo(A)Anthracene	40.3	5.00	ug/L	50.00	ND	80.5	33-143	5.00	24
Benzo(A)Pyrene	41.0	5.00	ug/L	50.00	ND	82.1	17-163	7.77	24
Benzo(B)Fluoranthene	41.5	5.00	ug/L	50.00	ND	82.9	24-159	8.11	24
Benzo(G,H,I)Perylene	48.1	5.00	ug/L	50.00	ND	96.1	35-219	4.34	24
Benzo(K)Fluoranthene	39.4	5.00	ug/L	50.00	ND	78.8	11-162	8.19	24
Chrysene	39.7	5.00	ug/L	50.00	ND	79.5	17-168	6.42	24
Dibenzo(A,H)Anthracene	47.3	5.00	ug/L	50.00	ND	94.5	33-227	5.19	24
Fluoranthene	39.6	5.00	ug/L	50.00	ND	79.2	26-137	7.73	24
Fluorene	53.9	5.00	ug/L	50.00	ND	108	59-121	12.3	24
Indeno(1,2,3-Cd)Pyrene	48.5	5.00	ug/L	50.00	ND	97.0	39-171	4.18	24
Naphthalene	24.6	5.00	ug/L	50.00	ND	49.2	21-133	29.1	24
Phenanthrene	50.0	5.00	ug/L	50.00	ND	100	54-120	9.02	24
1,2,4-Trichlorobenzene	21.0	5.00	ug/L	50.00	ND	42.1	44-142	23.7	24
2,4,6-Trichlorophenol	47.2	5.00	ug/L	50.00	ND	94.3	37-144	48.5	24
2,4-Dichlorophenol	51.2	5.00	ug/L	50.00	ND	102	39-135	46.5	24
2,4-Dimethylphenol	52.5	5.00	ug/L	50.00	ND	105	32-120	30.8	24
2,4-Dinitrotoluene	53.2	5.00	ug/L	50.00	ND	106	39-139	11.7	24
2,6-Dinitrotoluene	40.7	5.00	ug/L	50.00	ND	81.5	50-158	12.3	24
2,4-Dinitrophenol	9.00	5.00	ug/L	50.00	ND	18.0	21-191	57.3	24
2-Chloronaphthalene	32.3	5.00	ug/L	50.00	ND	64.6	60-120	19.0	24
2-Chlorophenol	36.7	5.00	ug/L	50.00	ND	73.4	23-134	42.6	24
2-Nitrophenol	37.1	5.00	ug/L	50.00	ND	74.1	29-182	51.6	24
3,3'- Dichlorobenzidine	8.09	5.00	ug/L	50.00	ND	16.2	38-262	7.50	24
4,6-Dinitro-2-Methylphenol	20.2	5.00	ug/L	50.00	ND	40.4	17-181	56.2	24
4-Bromophenyl-Phenylether	51.8	5.00	ug/L	50.00	ND	104	53-127	6.87	24
4-Chloro-3-Methylphenol	47.8	5.00	ug/L	50.00	ND	95.5	22-147	42.0	24
4-Chlorophenyl-Phenylether	52.7	5.00	ug/L	50.00	ND	105	25-158	12.2	24
4-Nitrophenol	--- U	5.00	ug/L	50.00	ND		9-132		24
Bis(-2-Chloroethoxy)Methane	29.8	5.00	ug/L	50.00	ND	59.6	33-184	22.1	24

U.S.E.P.A Region 2 Laboratory

**NOTE:** The results recorded in this report relate only to the samples as received on the date and at the time noted  
 Reported: 12/7/2022



**UNITED STATES ENVIRONMENTAL PROTECTION AGENCY  
Region 2 Laboratory**

**Final Report**

**Project: Sportsfield Specialties, Inc. - 2211012**

**Project Number: 2211012**

**NVOA GCMS - Quality Control**

Analyte	Result	Reporting Limit	Units	Spike Level	Source Result	%REC	%REC Limits	RPD	RPD Limit
---------	--------	-----------------	-------	-------------	---------------	------	-------------	-----	-----------

**Batch B211125**

**Matrix Spike Dup (B211125-MSD1)**

**Source: 2211012-02**

Bis(2-Chloroethyl)Ether	21.7	5.00	ug/L	50.00	ND	43.5	12-158	40.9	24
Bis(2-Chloroisopropyl)Ether	19.7	5.00	ug/L	50.00	ND	39.4	36-166	36.4	24
Bis(2-Ethylhexyl)Phthalate	55.3	5.00	ug/L	50.00	3.48	104	8-158	2.27	24
Butylbenzylphthalate	32.1	5.00	ug/L	50.00	ND	64.2	38-152	7.48	24
Azobenzene	56.0	5.00	ug/L	50.00	ND	112	61-106	6.14	24
Diethylphthalate	42.6	5.00	ug/L	50.00	ND	85.1	31-114	10.5	24
Dimethyl Phthalate	16.8	5.00	ug/L	50.00	ND	33.6	28-120	48.1	24
Di-N-Butyl Phthalate	45.0	5.00	ug/L	50.00	ND	90.0	1-120	0.154	24
Di-N-Octyl Phthalate	51.0	5.00	ug/L	50.00	ND	102	4-146	8.04	24
Hexachlorobenzene	50.8	5.00	ug/L	50.00	ND	102	35-152	13.0	24
Hexachlorobutadiene	18.8	5.00	ug/L	50.00	ND	37.5	24-120	30.9	24
Hexachlorocyclopentadiene	2.50	5.00	ug/L	50.00	ND	5.00	15-76	21.7	24
Hexachloroethane	15.4	5.00	ug/L	50.00	ND	30.9	40-120	65.3	24
Isophorone	28.2	5.00	ug/L	50.00	ND	56.4	21-196	35.1	24
Nitrobenzene	26.9	5.00	ug/L	50.00	ND	53.7	35-180	29.5	24
N-Nitrosodimethylamine	12.6	5.00	ug/L	50.00	ND	25.2	17-127	113	24
N-Nitroso-Di-N-Propylamine	27.8	5.00	ug/L	50.00	ND	55.6	43-230	39.6	24
N-Nitrosodiphenylamine	54.5	5.00	ug/L	50.00	ND	109	79-139	8.65	24
Pentachlorophenol	42.7	5.00	ug/L	50.00	ND	85.5	14-176	44.3	24
Phenol	20.0	5.00	ug/L	50.00	ND	40.0	5-120	17.3	24
Pyrene	38.2	5.00	ug/L	50.00	ND	76.4	52-120	7.09	24
<i>Surrogate: 2-Fluoroaniline</i>	<i>23.0</i>		<i>ug/L</i>	<i>50.00</i>		<i>46.1</i>	<i>60-140</i>		
<i>Surrogate: Phenol-D6</i>	<i>17.8</i>		<i>ug/L</i>	<i>50.00</i>		<i>35.5</i>	<i>60-140</i>		
<i>Surrogate: Naphthalene-D8</i>	<i>22.6</i>		<i>ug/L</i>	<i>50.00</i>		<i>45.3</i>	<i>60-140</i>		
<i>Surrogate: 1-Fluoronaphthalene</i>	<i>21.5</i>		<i>ug/L</i>	<i>50.00</i>		<i>43.0</i>	<i>60-140</i>		
<i>Surrogate: 2,4-Dibromophenol</i>	<i>42.8</i>		<i>ug/L</i>	<i>50.00</i>		<i>85.7</i>	<i>60-140</i>		
<i>Surrogate: Anthracene-D10</i>	<i>64.1</i>		<i>ug/L</i>	<i>50.00</i>		<i>128</i>	<i>60-140</i>		
<i>Surrogate: Chrysene-D12</i>	<i>35.4</i>		<i>ug/L</i>	<i>50.00</i>		<i>70.8</i>	<i>60-140</i>		



**UNITED STATES ENVIRONMENTAL PROTECTION AGENCY  
Region 2 Laboratory**

**Final Report**

**Project: Sportsfield Specialties, Inc. - 2211012**

**Project Number: 2211012**

**Pest/PCBs GC - Quality Control**

Analyte	Result	Reporting Limit	Units	Spike Level	Source Result	%REC	%REC Limits	RPD	RPD Limit
---------	--------	-----------------	-------	-------------	---------------	------	-------------	-----	-----------

**Batch B211133**

**Blank (B211133-BLK1)**

alpha-BHC	--- U	0.002	ug/L						
alpha-BHC [2C]	--- U	0.002	ug/L						
gamma-BHC (Lindane)	--- U	0.002	ug/L						
gamma-BHC (Lindane) [2C]	--- U	0.002	ug/L						
beta-BHC	--- U	0.002	ug/L						
beta-BHC [2C]	--- U	0.002	ug/L						
delta-BHC	--- U	0.002	ug/L						
delta-BHC [2C]	--- U	0.002	ug/L						
Heptachlor	--- U	0.002	ug/L						
Heptachlor [2C]	--- U	0.002	ug/L						
Aldrin	--- U	0.002	ug/L						
Aldrin [2C]	--- U	0.002	ug/L						
Heptachlor epoxide	--- U	0.002	ug/L						
Heptachlor epoxide [2C]	--- U	0.002	ug/L						
gamma-Chlordane	--- U	0.002	ug/L						
gamma-Chlordane [2C]	--- U	0.002	ug/L						
alpha-Chlordane	--- U	0.002	ug/L						
alpha-Chlordane [2C]	--- U	0.002	ug/L						
Endosulfan I	--- U	0.002	ug/L						
Endosulfan I [2C]	--- U	0.002	ug/L						
4,4'-DDE	--- U	0.005	ug/L						
4,4'-DDE [2C]	--- U	0.005	ug/L						
Dieldrin	--- U	0.005	ug/L						
Dieldrin [2C]	--- U	0.005	ug/L						
Endrin	--- U	0.005	ug/L						
Endrin [2C]	--- U	0.005	ug/L						
4,4'-DDD	--- U	0.005	ug/L						
4,4'-DDD [2C]	--- U	0.005	ug/L						
Endosulfan II	--- U	0.005	ug/L						
Endosulfan II [2C]	--- U	0.005	ug/L						
4,4'-DDT	--- U	0.005	ug/L						
4,4'-DDT [2C]	--- U	0.005	ug/L						
Endrin aldehyde	--- U	0.005	ug/L						
Endrin aldehyde [2C]	--- U	0.005	ug/L						
Methoxychlor	--- U	0.025	ug/L						

U.S.E.P.A Region 2 Laboratory

**NOTE:** The results recorded in this report relate only to the samples as received on the date and at the time noted  
Reported: 12/7/2022



**UNITED STATES ENVIRONMENTAL PROTECTION AGENCY  
Region 2 Laboratory**

**Final Report**

**Project: Sportsfield Specialties, Inc. - 2211012**

**Project Number: 2211012**

**Pest/PCBs GC - Quality Control**

Analyte	Result	Reporting Limit	Units	Spike Level	Source Result	%REC	%REC Limits	RPD	RPD Limit
<b>Batch B211133</b>									
<b>Blank (B211133-BLK1)</b>									
Methoxychlor [2C]	--- U	0.025	ug/L						
Endosulfan sulfate	--- U	0.005	ug/L						
Endosulfan sulfate [2C]	--- U	0.005	ug/L						
Endrin ketone	--- U	0.005	ug/L						
Endrin ketone [2C]	--- U	0.005	ug/L						
Toxaphene	--- U	0.188	ug/L						
Toxaphene [2C]	--- U	0.188	ug/L						
Chlordane	--- U	0.062	ug/L						
Chlordane [2C]	--- U	0.062	ug/L						
tech-Chlordane	--- U	0.062	ug/L						
tech-Chlordane [2C]	--- U	0.062	ug/L						
Aroclor 1016	0.034	0.031	ug/L						
Aroclor 1016 [2C]	--- U	0.031	ug/L						
Aroclor 1221	--- U	0.062	ug/L						
Aroclor 1221 [2C]	--- U	0.062	ug/L						
Aroclor 1232	--- U	0.031	ug/L						
Aroclor 1232 [2C]	--- U	0.031	ug/L						
Aroclor 1242	--- U	0.031	ug/L						
Aroclor 1242 [2C]	--- U	0.031	ug/L						
Aroclor 1248	--- U	0.031	ug/L						
Aroclor 1248 [2C]	--- U	0.031	ug/L						
Aroclor 1254	--- U	0.031	ug/L						
Aroclor 1254 [2C]	--- U	0.031	ug/L						
Aroclor 1260	--- U	0.031	ug/L						
Aroclor 1260 [2C]	--- U	0.031	ug/L						
Aroclor 1262	--- U	0.031	ug/L						
Aroclor 1262 [2C]	--- U	0.031	ug/L						
Aroclor 1268	--- U	0.031	ug/L						
Aroclor 1268 [2C]	--- U	0.031	ug/L						
<i>Surrogate: TCMX</i>	<i>0.0378</i>		<i>ug/L</i>	<i>0.06000</i>		<i>63.0</i>	<i>23-101</i>		
<i>Surrogate: TCMX [2C]</i>	<i>0.0387</i>		<i>ug/L</i>	<i>0.06000</i>		<i>64.4</i>	<i>23-101</i>		
<i>Surrogate: DCB</i>	<i>0.0373</i>		<i>ug/L</i>	<i>0.06000</i>		<i>62.2</i>	<i>25-107</i>		
<i>Surrogate: DCB [2C]</i>	<i>0.0367</i>		<i>ug/L</i>	<i>0.06000</i>		<i>61.2</i>	<i>25-107</i>		



**UNITED STATES ENVIRONMENTAL PROTECTION AGENCY  
Region 2 Laboratory**

**Final Report**

**Project: Sportsfield Specialties, Inc. - 2211012**

**Project Number: 2211012**

**Pest/PCBs GC - Quality Control**

Analyte	Result	Reporting Limit	Units	Spike Level	Source Result	%REC	%REC Limits	RPD	RPD Limit
<b>Batch B211133</b>									
<b>LCS (B211133-BS1)</b>									
alpha-BHC	0.02	0.002	ug/L	0.02000		76.3	37-140		
alpha-BHC [2C]	0.01	0.002	ug/L	0.02000		73.1	37-140		
gamma-BHC (Lindane)	0.02	0.002	ug/L	0.02000		80.1	32-140		
gamma-BHC (Lindane) [2C]	0.01	0.002	ug/L	0.02000		73.6	32-140		
beta-BHC	0.01	0.002	ug/L	0.02000		74.5	17-147		
beta-BHC [2C]	0.01	0.002	ug/L	0.02000		72.2	17-147		
delta-BHC	0.02	0.002	ug/L	0.02000		86.1	19-140		
delta-BHC [2C]	0.02	0.002	ug/L	0.02000		84.1	19-140		
Heptachlor	0.01	0.002	ug/L	0.02000		62.5	34-140		
Heptachlor [2C]	0.01	0.002	ug/L	0.02000		59.1	34-140		
Aldrin	0.02	0.002	ug/L	0.02000		78.4	42-140		
Aldrin [2C]	0.02	0.002	ug/L	0.02000		77.6	42-140		
Heptachlor epoxide	0.02	0.002	ug/L	0.02000		81.6	37-142		
Heptachlor epoxide [2C]	0.02	0.002	ug/L	0.02000		78.1	37-142		
gamma-Chlordane	0.02	0.002	ug/L	0.02000		83.2	45-140		
gamma-Chlordane [2C]	0.02	0.002	ug/L	0.02000		75.6	45-140		
alpha-Chlordane	0.02	0.002	ug/L	0.02000		81.5	45-140		
alpha-Chlordane [2C]	0.02	0.002	ug/L	0.02000		75.8	45-140		
Endosulfan I	0.01	0.002	ug/L	0.02000		73.3	45-153		
Endosulfan I [2C]	0.02	0.002	ug/L	0.02000		77.9	45-153		
4,4'-DDE	0.03	0.005	ug/L	0.04000		85.5	30-145		
4,4'-DDE [2C]	0.03	0.005	ug/L	0.04000		82.1	30-145		
Dieldrin	0.03	0.005	ug/L	0.04000		86.7	36-146		
Dieldrin [2C]	0.03	0.005	ug/L	0.04000		83.9	36-146		
Endrin	0.05	0.005	ug/L	0.04000		120	30-147		
Endrin [2C]	0.03	0.005	ug/L	0.04000		86.9	30-147		
4,4'-DDD	0.04	0.005	ug/L	0.04000		88.0	31-141		
4,4'-DDD [2C]	0.03	0.005	ug/L	0.04000		81.7	31-141		
Endosulfan II	0.03	0.005	ug/L	0.04000		79.4	50-202		
Endosulfan II [2C]	0.03	0.005	ug/L	0.04000		75.8	50-202		
4,4'-DDT	0.03	0.005	ug/L	0.04000		86.3	25-160		
4,4'-DDT [2C]	0.03	0.005	ug/L	0.04000		80.7	25-160		
Endrin aldehyde	0.03	0.005	ug/L	0.04000		81.7	10-154		
Endrin aldehyde [2C]	0.03	0.005	ug/L	0.04000		78.8	10-154		
Methoxychlor	0.18	0.025	ug/L	0.2000		90.0	29-167		

U.S.E.P.A Region 2 Laboratory

**NOTE:** The results recorded in this report relate only to the samples as received on the date and at the time noted  
Reported: 12/7/2022



**UNITED STATES ENVIRONMENTAL PROTECTION AGENCY  
Region 2 Laboratory**

**Final Report**

**Project: Sportsfield Specialties, Inc. - 2211012**

**Project Number: 2211012**

**Pest/PCBs GC - Quality Control**

Analyte	Result	Reporting Limit	Units	Spike Level	Source Result	%REC	%REC Limits	RPD	RPD Limit
---------	--------	-----------------	-------	-------------	---------------	------	-------------	-----	-----------

**Batch B211133**

**LCS (B211133-BS1)**

Methoxychlor [2C]	0.16	0.025	ug/L	0.2000		79.9	29-167		
Endosulfan sulfate	0.03	0.005	ug/L	0.04000		85.3	26-144		
Endosulfan sulfate [2C]	0.03	0.005	ug/L	0.04000		83.1	26-144		
Endrin ketone	0.03	0.005	ug/L	0.04000		73.6	23-168		
Endrin ketone [2C]	0.03	0.005	ug/L	0.04000		78.6	23-168		
<i>Surrogate: TCMX</i>	<i>0.0373</i>		ug/L	<i>0.06000</i>		<i>62.2</i>	<i>23-101</i>		
<i>Surrogate: TCMX [2C]</i>	<i>0.0404</i>		ug/L	<i>0.06000</i>		<i>67.3</i>	<i>23-101</i>		
<i>Surrogate: DCB</i>	<i>0.0376</i>		ug/L	<i>0.06000</i>		<i>62.7</i>	<i>25-107</i>		
<i>Surrogate: DCB [2C]</i>	<i>0.0369</i>		ug/L	<i>0.06000</i>		<i>61.6</i>	<i>25-107</i>		

**LCS (B211133-BS2)**

Aroclor 1016	0.17	0.031	ug/L	0.2500		68.0	50-140		
Aroclor 1016 [2C]	0.17	0.031	ug/L	0.2500		69.3	50-140		
Aroclor 1260	0.17	0.031	ug/L	0.2500		67.0	8-140		
Aroclor 1260 [2C]	0.16	0.031	ug/L	0.2500		64.8	8-140		
<i>Surrogate: TCMX</i>	<i>0.0348</i>		ug/L	<i>0.06000</i>		<i>58.0</i>	<i>23-101</i>		
<i>Surrogate: TCMX [2C]</i>	<i>0.0347</i>		ug/L	<i>0.06000</i>		<i>57.9</i>	<i>23-101</i>		
<i>Surrogate: DCB</i>	<i>0.0366</i>		ug/L	<i>0.06000</i>		<i>61.0</i>	<i>25-107</i>		
<i>Surrogate: DCB [2C]</i>	<i>0.0347</i>		ug/L	<i>0.06000</i>		<i>57.8</i>	<i>25-107</i>		

**LCS Dup (B211133-BSD1)**

alpha-BHC	0.02	0.002	ug/L	0.02000		83.6	37-140	9.13	36
alpha-BHC [2C]	0.01	0.002	ug/L	0.02000		71.9	37-140	1.64	36
gamma-BHC (Lindane)	0.02	0.002	ug/L	0.02000		82.1	32-140	2.36	39
gamma-BHC (Lindane) [2C]	0.01	0.002	ug/L	0.02000		71.6	32-140	2.69	39
beta-BHC	0.02	0.002	ug/L	0.02000		80.9	17-147	8.21	44
beta-BHC [2C]	0.01	0.002	ug/L	0.02000		69.6	17-147	3.56	44
delta-BHC	0.02	0.002	ug/L	0.02000		84.4	19-140	1.93	52
delta-BHC [2C]	0.02	0.002	ug/L	0.02000		80.0	19-140	4.88	52
Heptachlor	0.01	0.002	ug/L	0.02000		59.0	34-140	5.89	43
Heptachlor [2C]	0.01	0.002	ug/L	0.02000		55.9	34-140	5.51	43
Aldrin	0.02	0.002	ug/L	0.02000		77.9	42-140	0.582	35
Aldrin [2C]	0.02	0.002	ug/L	0.02000		78.5	42-140	1.10	35
Heptachlor epoxide	0.02	0.002	ug/L	0.02000		80.0	37-142	1.97	26
Heptachlor epoxide [2C]	0.01	0.002	ug/L	0.02000		74.1	37-142	5.23	26

U.S.E.P.A Region 2 Laboratory

**NOTE:** The results recorded in this report relate only to the samples as received on the date and at the time noted  
Reported: 12/7/2022



**UNITED STATES ENVIRONMENTAL PROTECTION AGENCY  
Region 2 Laboratory**

**Final Report**

**Project: Sportsfield Specialties, Inc. - 2211012**

**Project Number: 2211012**

**Pest/PCBs GC - Quality Control**

Analyte	Result	Reporting Limit	Units	Spike Level	Source Result	%REC	%REC Limits	RPD	RPD Limit
<b>Batch B211133</b>									
<b>LCS Dup (B211133-BSD1)</b>									
gamma-Chlordane	0.02	0.002	ug/L	0.02000		81.4	45-140	2.16	35
gamma-Chlordane [2C]	0.01	0.002	ug/L	0.02000		71.1	45-140	6.16	35
alpha-Chlordane	0.02	0.002	ug/L	0.02000		79.9	45-140	2.06	35
alpha-Chlordane [2C]	0.01	0.002	ug/L	0.02000		71.6	45-140	5.74	35
Endosulfan I	0.01	0.002	ug/L	0.02000		70.2	45-153	4.28	28
Endosulfan I [2C]	0.01	0.002	ug/L	0.02000		73.6	45-153	5.67	28
4,4'-DDE	0.03	0.005	ug/L	0.04000		81.7	30-145	4.60	35
4,4'-DDE [2C]	0.03	0.005	ug/L	0.04000		77.4	30-145	5.80	35
Dieldrin	0.03	0.005	ug/L	0.04000		83.8	36-146	3.37	49
Dieldrin [2C]	0.03	0.005	ug/L	0.04000		79.6	36-146	5.21	49
Endrin	0.05	0.005	ug/L	0.04000		117	30-147	2.51	48
Endrin [2C]	0.03	0.005	ug/L	0.04000		82.4	30-147	5.26	48
4,4'-DDD	0.03	0.005	ug/L	0.04000		85.2	31-141	3.33	39
4,4'-DDD [2C]	0.03	0.005	ug/L	0.04000		77.6	31-141	5.11	39
Endosulfan II	0.03	0.005	ug/L	0.04000		77.0	50-202	3.11	53
Endosulfan II [2C]	0.03	0.005	ug/L	0.04000		72.3	50-202	4.69	53
4,4'-DDT	0.03	0.005	ug/L	0.04000		83.3	25-160	3.59	42
4,4'-DDT [2C]	0.03	0.005	ug/L	0.04000		76.6	25-160	5.15	42
Endrin aldehyde	0.03	0.005	ug/L	0.04000		79.7	10-154	2.49	30
Endrin aldehyde [2C]	0.03	0.005	ug/L	0.04000		74.7	10-154	5.29	30
Methoxychlor	0.17	0.025	ug/L	0.2000		85.7	29-167	4.92	30
Methoxychlor [2C]	0.15	0.025	ug/L	0.2000		75.0	29-167	6.30	30
Endosulfan sulfate	0.03	0.005	ug/L	0.04000		82.6	26-144	3.24	38
Endosulfan sulfate [2C]	0.03	0.005	ug/L	0.04000		79.3	26-144	4.68	38
Endrin ketone	0.03	0.005	ug/L	0.04000		73.3	23-168	0.473	30
Endrin ketone [2C]	0.03	0.005	ug/L	0.04000		74.6	23-168	5.18	30
<i>Surrogate: TCMX</i>	<i>0.0394</i>		ug/L	<i>0.06000</i>		<i>65.7</i>	<i>23-101</i>		
<i>Surrogate: TCMX [2C]</i>	<i>0.0409</i>		ug/L	<i>0.06000</i>		<i>68.1</i>	<i>23-101</i>		
<i>Surrogate: DCB</i>	<i>0.0361</i>		ug/L	<i>0.06000</i>		<i>60.2</i>	<i>25-107</i>		
<i>Surrogate: DCB [2C]</i>	<i>0.0357</i>		ug/L	<i>0.06000</i>		<i>59.5</i>	<i>25-107</i>		



**UNITED STATES ENVIRONMENTAL PROTECTION AGENCY  
Region 2 Laboratory**

**Final Report**

**Project: Sportsfield Specialties, Inc. - 2211012**

**Project Number: 2211012**

**Pest/PCBs GC - Quality Control**

Analyte	Result	Reporting Limit	Units	Spike Level	Source Result	%REC	%REC Limits	RPD	RPD Limit
---------	--------	-----------------	-------	-------------	---------------	------	-------------	-----	-----------

**Batch B211133**

**LCS Dup (B211133-BSD2)**

Aroclor 1016	0.17	0.031	ug/L	0.2500		67.6	50-140	0.632	36
Aroclor 1016 [2C]	0.17	0.031	ug/L	0.2500		68.2	50-140	1.68	36
Aroclor 1260	0.18	0.031	ug/L	0.2500		72.7	8-140	8.16	38
Aroclor 1260 [2C]	0.16	0.031	ug/L	0.2500		63.7	8-140	1.61	38
<i>Surrogate: TCMX</i>	<i>0.0381</i>		ug/L	<i>0.06000</i>		<i>63.6</i>	<i>23-101</i>		
<i>Surrogate: TCMX [2C]</i>	<i>0.0334</i>		ug/L	<i>0.06000</i>		<i>55.7</i>	<i>23-101</i>		
<i>Surrogate: DCB</i>	<i>0.0359</i>		ug/L	<i>0.06000</i>		<i>59.8</i>	<i>25-107</i>		
<i>Surrogate: DCB [2C]</i>	<i>0.0360</i>		ug/L	<i>0.06000</i>		<i>60.0</i>	<i>25-107</i>		

**Matrix Spike (B211133-MS1)**

**Source: 2211012-02**

alpha-BHC	0.006	0.002	ug/L	0.01786	ND	34.2	37-140		
alpha-BHC [2C]	0.005	0.002	ug/L	0.01786	ND	29.8	37-140		
gamma-BHC (Lindane)	0.006	0.002	ug/L	0.01786	ND	33.9	32-140		
gamma-BHC (Lindane) [2C]	0.006	0.002	ug/L	0.01786	ND	33.0	32-140		
beta-BHC	0.008	0.002	ug/L	0.01786	ND	44.7	17-147		
beta-BHC [2C]	0.006	0.002	ug/L	0.01786	ND	33.0	17-147		
delta-BHC	0.01	0.002	ug/L	0.01786	ND	78.2	19-140		
delta-BHC [2C]	--- U	0.002	ug/L	0.01786	ND		19-140		
Heptachlor	0.02	0.002	ug/L	0.01786	ND	93.4	34-140		
Heptachlor [2C]	0.008	0.002	ug/L	0.01786	ND	44.7	34-140		
Aldrin	0.005	0.002	ug/L	0.01786	ND	28.2	42-140		
Aldrin [2C]	0.002	0.002	ug/L	0.01786	ND	12.4	42-140		
Heptachlor epoxide	0.009	0.002	ug/L	0.01786	ND	48.6	37-142		
Heptachlor epoxide [2C]	0.006	0.002	ug/L	0.01786	ND	34.7	37-142		
gamma-Chlordane	0.006	0.002	ug/L	0.01786	ND	35.9	45-140		
gamma-Chlordane [2C]	0.006	0.002	ug/L	0.01786	ND	34.2	45-140		
alpha-Chlordane	--- U	0.002	ug/L	0.01786	ND		45-140		
alpha-Chlordane [2C]	0.004	0.002	ug/L	0.01786	ND	24.0	45-140		
Endosulfan I	0.005	0.002	ug/L	0.01786	ND	26.1	45-153		
Endosulfan I [2C]	0.007	0.002	ug/L	0.01786	ND	37.6	45-153		
4,4'-DDE	0.009	0.004	ug/L	0.03571	ND	26.1	30-145		
4,4'-DDE [2C]	0.009	0.004	ug/L	0.03571	ND	25.0	30-145		
Dieldrin	0.01	0.004	ug/L	0.03571	ND	34.8	36-146		
Dieldrin [2C]	0.01	0.004	ug/L	0.03571	ND	29.3	36-146		
Endrin	0.02	0.004	ug/L	0.03571	ND	48.0	30-147		

U.S.E.P.A Region 2 Laboratory

**NOTE:** The results recorded in this report relate only to the samples as received on the date and at the time noted  
Reported: 12/7/2022



**UNITED STATES ENVIRONMENTAL PROTECTION AGENCY  
Region 2 Laboratory**

**Final Report**

**Project: Sportsfield Specialties, Inc. - 2211012**

**Project Number: 2211012**

**Pest/PCBs GC - Quality Control**

Analyte	Result	Reporting Limit	Units	Spike Level	Source Result	%REC	%REC Limits	RPD	RPD Limit
---------	--------	-----------------	-------	-------------	---------------	------	-------------	-----	-----------

**Batch B211133**

**Matrix Spike (B211133-MS1)**

**Source: 2211012-02**

Endrin [2C]	0.01	0.004	ug/L	0.03571	ND	34.7	30-147		
4,4'-DDD	0.008	0.004	ug/L	0.03571	ND	23.3	31-141		
4,4'-DDD [2C]	0.008	0.004	ug/L	0.03571	ND	23.1	31-141		
Endosulfan II	0.008	0.004	ug/L	0.03571	ND	23.6	50-202		
Endosulfan II [2C]	0.009	0.004	ug/L	0.03571	ND	24.8	50-202		
4,4'-DDT	0.006	0.004	ug/L	0.03571	ND	17.6	25-160		
4,4'-DDT [2C]	0.006	0.004	ug/L	0.03571	ND	16.0	25-160		
Endrin aldehyde	0.003	0.004	ug/L	0.03571	ND	7.98	10-154		
Endrin aldehyde [2C]	0.005	0.004	ug/L	0.03571	ND	13.7	10-154		
Methoxychlor	0.04	0.022	ug/L	0.1786	ND	22.3	29-167		
Methoxychlor [2C]	0.02	0.022	ug/L	0.1786	ND	13.8	29-167		
Endosulfan sulfate	0.004	0.004	ug/L	0.03571	ND	10.7	26-144		
Endosulfan sulfate [2C]	0.002	0.004	ug/L	0.03571	ND	5.18	26-144		
Endrin ketone	--- U	0.004	ug/L	0.03571	ND		23-168		
Endrin ketone [2C]	--- U	0.004	ug/L	0.03571	ND		23-168		
<i>Surrogate: TCMX</i>	<i>0.0205</i>		ug/L	<i>0.05357</i>		<i>38.2</i>	<i>23-101</i>		
<i>Surrogate: TCMX [2C]</i>	<i>0.0138</i>		ug/L	<i>0.05357</i>		<i>25.8</i>	<i>23-101</i>		
<i>Surrogate: DCB</i>	<i>0.00687</i>		ug/L	<i>0.05357</i>		<i>12.8</i>	<i>25-107</i>		
<i>Surrogate: DCB [2C]</i>	<i>0.00618</i>		ug/L	<i>0.05357</i>		<i>11.5</i>	<i>25-107</i>		

**Matrix Spike (B211133-MS2)**

**Source: 2211012-02**

Aroclor 1016	--- U	0.028	ug/L	0.2222	ND		50-140		
Aroclor 1016 [2C]	--- U	0.028	ug/L	0.2222	ND		50-140		
Aroclor 1260	0.06	0.028	ug/L	0.2222	ND	27.8	8-140		
Aroclor 1260 [2C]	0.05	0.028	ug/L	0.2222	ND	20.4	8-140		
<i>Surrogate: TCMX</i>	<i>0.0199</i>		ug/L	<i>0.05333</i>		<i>37.4</i>	<i>23-101</i>		
<i>Surrogate: TCMX [2C]</i>	<i>0.0135</i>		ug/L	<i>0.05333</i>		<i>25.3</i>	<i>23-101</i>		
<i>Surrogate: DCB</i>	<i>0.00334</i>		ug/L	<i>0.05333</i>		<i>6.27</i>	<i>25-107</i>		
<i>Surrogate: DCB [2C]</i>	<i>0.00594</i>		ug/L	<i>0.05333</i>		<i>11.1</i>	<i>25-107</i>		



**UNITED STATES ENVIRONMENTAL PROTECTION AGENCY  
Region 2 Laboratory**

**Final Report**

**Project: Sportsfield Specialties, Inc. - 2211012**

**Project Number: 2211012**

**Pest/PCBs GC - Quality Control**

Analyte	Result	Reporting Limit	Units	Spike Level	Source Result	%REC	%REC Limits	RPD	RPD Limit
---------	--------	-----------------	-------	-------------	---------------	------	-------------	-----	-----------

**Batch B211133**

**Matrix Spike Dup (B211133-MSD1)**

**Source: 2211012-02**

alpha-BHC	0.008	0.002	ug/L	0.01794	ND	42.8	37-140	22.2	36
alpha-BHC [2C]	0.006	0.002	ug/L	0.01794	ND	32.8	37-140	9.61	36
gamma-BHC (Lindane)	0.007	0.002	ug/L	0.01794	ND	39.9	32-140	16.3	39
gamma-BHC (Lindane) [2C]	0.005	0.002	ug/L	0.01794	ND	27.6	32-140	18.0	39
beta-BHC	0.009	0.002	ug/L	0.01794	ND	52.0	17-147	15.0	44
beta-BHC [2C]	0.006	0.002	ug/L	0.01794	ND	34.1	17-147	3.24	44
delta-BHC	0.01	0.002	ug/L	0.01794	ND	83.2	19-140	6.20	52
delta-BHC [2C]	--- U	0.002	ug/L	0.01794	ND		19-140		52
Heptachlor	0.02	0.002	ug/L	0.01794	ND	106	34-140	12.6	43
Heptachlor [2C]	0.008	0.002	ug/L	0.01794	ND	45.7	34-140	2.36	43
Aldrin	0.005	0.002	ug/L	0.01794	ND	28.3	42-140	0.266	35
Aldrin [2C]	0.004	0.002	ug/L	0.01794	ND	24.7	42-140	66.2	35
Heptachlor epoxide	0.008	0.002	ug/L	0.01794	ND	46.8	37-142	3.90	26
Heptachlor epoxide [2C]	0.008	0.002	ug/L	0.01794	ND	46.5	37-142	29.0	26
gamma-Chlordane	0.006	0.002	ug/L	0.01794	ND	35.7	45-140	0.586	35
gamma-Chlordane [2C]	0.006	0.002	ug/L	0.01794	ND	31.6	45-140	8.04	35
alpha-Chlordane	--- U	0.002	ug/L	0.01794	ND		45-140		35
alpha-Chlordane [2C]	0.005	0.002	ug/L	0.01794	ND	25.9	45-140	7.69	35
Endosulfan I	0.004	0.002	ug/L	0.01794	ND	25.0	45-153	4.54	28
Endosulfan I [2C]	0.006	0.002	ug/L	0.01794	ND	34.9	45-153	7.44	28
4,4'-DDE	0.009	0.004	ug/L	0.03587	ND	25.4	30-145	2.78	35
4,4'-DDE [2C]	0.008	0.004	ug/L	0.03587	ND	23.6	30-145	5.88	35
Dieldrin	0.01	0.004	ug/L	0.03587	ND	33.3	36-146	4.47	49
Dieldrin [2C]	0.01	0.004	ug/L	0.03587	ND	30.9	36-146	5.42	49
Endrin	0.02	0.004	ug/L	0.03587	ND	45.2	30-147	5.96	48
Endrin [2C]	0.01	0.004	ug/L	0.03587	ND	34.1	30-147	1.86	48
4,4'-DDD	0.007	0.004	ug/L	0.03587	ND	19.0	31-141	20.2	39
4,4'-DDD [2C]	0.007	0.004	ug/L	0.03587	ND	18.4	31-141	22.6	39
Endosulfan II	0.008	0.004	ug/L	0.03587	ND	21.0	50-202	11.3	53
Endosulfan II [2C]	0.007	0.004	ug/L	0.03587	ND	18.5	50-202	28.9	53
4,4'-DDT	0.005	0.004	ug/L	0.03587	ND	13.2	25-160	28.2	42
4,4'-DDT [2C]	0.004	0.004	ug/L	0.03587	ND	12.2	25-160	27.4	42
Endrin aldehyde	0.002	0.004	ug/L	0.03587	ND	6.37	10-154	22.3	30
Endrin aldehyde [2C]	0.004	0.004	ug/L	0.03587	ND	10.9	10-154	23.0	30
Methoxychlor	0.03	0.022	ug/L	0.1794	ND	18.1	29-167	20.5	30

U.S.E.P.A Region 2 Laboratory

**NOTE:** The results recorded in this report relate only to the samples as received on the date and at the time noted

Reported: 12/7/2022



**UNITED STATES ENVIRONMENTAL PROTECTION AGENCY  
Region 2 Laboratory**

**Final Report**

**Project: Sportsfield Specialties, Inc. - 2211012**

**Project Number: 2211012**

**Pest/PCBs GC - Quality Control**

Analyte	Result	Reporting Limit	Units	Spike Level	Source Result	%REC	%REC Limits	RPD	RPD Limit
---------	--------	-----------------	-------	-------------	---------------	------	-------------	-----	-----------

**Batch B211133**

**Matrix Spike Dup (B211133-MSD1)**

**Source: 2211012-02**

Methoxychlor [2C]	0.02	0.022	ug/L	0.1794	ND	11.3	29-167	19.9	30
Endosulfan sulfate	0.003	0.004	ug/L	0.03587	ND	7.80	26-144	31.3	38
Endosulfan sulfate [2C]	0.002	0.004	ug/L	0.03587	ND		26-144		38
Endrin ketone	0.005	0.004	ug/L	0.03587	ND	14.8	23-168		30
Endrin ketone [2C]	0.004	0.004	ug/L	0.03587	ND	11.3	23-168		30
<i>Surrogate: TCMX</i>	<i>0.0243</i>		ug/L	<i>0.05381</i>		<i>45.2</i>	<i>23-101</i>		
<i>Surrogate: TCMX [2C]</i>	<i>0.0142</i>		ug/L	<i>0.05381</i>		<i>26.4</i>	<i>23-101</i>		
<i>Surrogate: DCB</i>	<i>0.00446</i>		ug/L	<i>0.05381</i>		<i>8.29</i>	<i>25-107</i>		
<i>Surrogate: DCB [2C]</i>	<i>0.00477</i>		ug/L	<i>0.05381</i>		<i>8.86</i>	<i>25-107</i>		

**Matrix Spike Dup (B211133-MSD2)**

**Source: 2211012-02**

Aroclor 1016	--- U	0.028	ug/L	0.2232	ND		50-140		36
Aroclor 1016 [2C]	--- U	0.028	ug/L	0.2232	ND		50-140		36
Aroclor 1260	0.05	0.028	ug/L	0.2232	ND	21.8	8-140	24.1	38
Aroclor 1260 [2C]	0.05	0.028	ug/L	0.2232	ND	23.6	8-140	14.8	38
<i>Surrogate: TCMX</i>	<i>0.0190</i>		ug/L	<i>0.05357</i>		<i>35.5</i>	<i>23-101</i>		
<i>Surrogate: TCMX [2C]</i>	<i>0.0122</i>		ug/L	<i>0.05357</i>		<i>22.7</i>	<i>23-101</i>		
<i>Surrogate: DCB</i>	<i>0.00326</i>		ug/L	<i>0.05357</i>		<i>6.08</i>	<i>25-107</i>		
<i>Surrogate: DCB [2C]</i>	<i>0.00436</i>		ug/L	<i>0.05357</i>		<i>8.15</i>	<i>25-107</i>		

**Batch S211050**

**Performance Mix (S211050-PEM1)**

4,4'-DDE	1.33		ug/L				0-200		
4,4'-DDE [2C]	1.01		ug/L				0-200		
Endrin	127		ug/L	100.0		127	0-200		
Endrin [2C]	102		ug/L	100.0		102	0-200		
4,4'-DDD	2.25		ug/L				0-200		
4,4'-DDD [2C]	2.28		ug/L				0-200		
4,4'-DDT	96.6		ug/L	100.0		96.6	0-200		
4,4'-DDT [2C]	99.3		ug/L	100.0		99.3	0-200		
Endrin aldehyde	4.13		ug/L				0-200		
Endrin aldehyde [2C]	2.51		ug/L				0-200		
Endrin ketone	5.08		ug/L				0-200		
Endrin ketone [2C]	4.39		ug/L				0-200		



**UNITED STATES ENVIRONMENTAL PROTECTION AGENCY  
Region 2 Laboratory**

**Final Report**

**Project: Sportsfield Specialties, Inc. - 2211012**

**Project Number: 2211012**

**GC - Sanitary - Quality Control**

Analyte	Result	Reporting Limit	Units	Spike Level	Source Result	%REC	%REC Limits	RPD	RPD Limit
<b>Batch B212014</b>									
<b>Blank (B212014-BLK1)</b>									
Oil & Grease	--- U	5.00	mg/L						
<b>LCS (B212014-BS1)</b>									
Oil & Grease	31.8	5.00	mg/L	40.00		80	78-114		
<b>LCS Dup (B212014-BSD1)</b>									
Oil & Grease	34.5	5.00	mg/L	40.00		86	78-114	8	20
<b>Matrix Spike (B212014-MS1)</b>									
<b>Source: 2211012-02</b>									
Oil & Grease	29.9	5.00	mg/L	47.06	1.40	61	78-114		



**UNITED STATES ENVIRONMENTAL PROTECTION AGENCY  
Region 2 Laboratory**

**Final Report**

**Project: Sportsfield Specialties, Inc. - 2211012**

**Project Number: 2211012**

**Metals ICP - Quality Control**

Analyte	Result	Reporting Limit	Units	Spike Level	Source Result	%REC	%REC Limits	RPD	RPD Limit
---------	--------	-----------------	-------	-------------	---------------	------	-------------	-----	-----------

**Batch B211134**

**Blank (B211134-BLK1)**

Barium	--- U	100	ug/L						
Cadmium	--- U	3.00	ug/L						
Chromium	--- U	5.00	ug/L						
Copper	--- U	10.0	ug/L						
Lead	--- U	8.00	ug/L						
Magnesium	--- U	500	ug/L						
Nickel	--- U	20.0	ug/L						
Silver	--- U	5.00	ug/L						
Zinc	--- U	20.0	ug/L						

**LCS (B211134-BS1)**

Barium	199	100	ug/L	200.0		99.6	85-115		
Cadmium	194	3.00	ug/L	200.0		96.8	85-115		
Chromium	196	5.00	ug/L	200.0		97.8	85-115		
Copper	194	10.0	ug/L	200.0		97.0	85-115		
Lead	196	8.00	ug/L	200.0		97.9	85-115		
Magnesium	4830	500	ug/L	5000		96.7	85-115		
Nickel	195	20.0	ug/L	200.0		97.6	85-115		
Silver	194	5.00	ug/L	200.0		96.9	85-115		
Zinc	193	20.0	ug/L	200.0		96.4	85-115		

**LCS Dup (B211134-BSD1)**

Barium	204	100	ug/L	200.0		102	85-115	2.54	20
Cadmium	199	3.00	ug/L	200.0		99.3	85-115	2.58	20
Chromium	201	5.00	ug/L	200.0		100	85-115	2.65	20
Copper	200	10.0	ug/L	200.0		99.8	85-115	2.86	20
Lead	198	8.00	ug/L	200.0		99.1	85-115	1.24	20
Magnesium	4980	500	ug/L	5000		99.7	85-115	3.03	20
Nickel	200	20.0	ug/L	200.0		100	85-115	2.62	20
Silver	199	5.00	ug/L	200.0		99.3	85-115	2.50	20
Zinc	197	20.0	ug/L	200.0		98.3	85-115	1.93	20



**UNITED STATES ENVIRONMENTAL PROTECTION AGENCY  
Region 2 Laboratory**

**Final Report**

**Project: Sportsfield Specialties, Inc. - 2211012**

**Project Number: 2211012**

**Metals ICP - Quality Control**

Analyte	Result	Reporting Limit	Units	Spike Level	Source Result	%REC	%REC Limits	RPD	RPD Limit
---------	--------	-----------------	-------	-------------	---------------	------	-------------	-----	-----------

**Batch B211134**

**Matrix Spike (B211134-MS1)**

**Source: 2211012-02**

Barium	245	100	ug/L	200.0	44.4	101	80-120		
Cadmium	190	3.00	ug/L	200.0	ND	94.9	80-120		
Chromium	200	5.00	ug/L	200.0	1.68	99.0	80-120		
Copper	234	10.0	ug/L	200.0	17.5	108	80-120		
Lead	196	8.00	ug/L	200.0	ND	97.8	80-120		
Magnesium	7100	500	ug/L	5000	2500	91.9	80-120		
Nickel	203	20.0	ug/L	200.0	9.12	97.1	80-120		
Silver	204	5.00	ug/L	200.0	ND	102	80-120		
Zinc	223	20.0	ug/L	200.0	30.3	96.2	80-120		

**Matrix Spike Dup (B211134-MSD1)**

**Source: 2211012-02**

Barium	245	500	ug/L	200.0	44.4	100	80-120	0.0285	10
Cadmium	195	15.0	ug/L	200.0	ND	97.4	80-120	2.60	10
Chromium	199	25.0	ug/L	200.0	ND	99.7	80-120	0.130	10
Copper	229	50.0	ug/L	200.0	17.5	106	80-120	2.11	10
Lead	195	40.0	ug/L	200.0	ND	97.4	80-120	0.338	10
Magnesium	7360	2500	ug/L	5000	2500	97.2	80-120	3.67	10
Nickel	209	100	ug/L	200.0	ND	104	80-120	2.65	10
Silver	196	25.0	ug/L	200.0	ND	98.2	80-120	3.72	10
Zinc	227	100	ug/L	200.0	30.3	98.2	80-120	1.79	10



**UNITED STATES ENVIRONMENTAL PROTECTION AGENCY  
Region 2 Laboratory**

**Final Report**

**Project: Sportsfield Specialties, Inc. - 2211012**

**Project Number: 2211012**

**Sanitary - Quality Control**

Analyte	Result	Reporting Limit	Units	Spike Level	Source Result	%REC	%REC Limits	RPD	RPD Limit
<b>Batch B211124</b>									
<b>Blank (B211124-BLK1)</b>									
Cyanide, Total	--- U	10.0	ug/L						
<b>Blank (B211124-BLK2)</b>									
Cyanide, Total	--- U	10.0	ug/L						
<b>LCS (B211124-BS1)</b>									
Cyanide, Total	721	10.0	ug/L	796.0		91	90-110		
<b>LCS Dup (B211124-BSD1)</b>									
Cyanide, Total	717	10.0	ug/L	796.0		90	90-110	0.6	20
<b>Matrix Spike (B211124-MS1) Source: 2211012-02</b>									
Cyanide, Total	852	10.0	ug/L	500.0	26.4	165	90-110		
<b>Batch B211128</b>									
<b>Blank (B211128-BLK1)</b>									
Residue, Non-Filterable	--- U	10.0	mg/L						
<b>Blank (B211128-BLK2)</b>									
Residue, Non-Filterable	--- U	10.0	mg/L						
<b>LCS (B211128-BS1)</b>									
Residue, Non-Filterable	59.0	10.0	mg/L	55.10		107	85-115		
<b>LCS Dup (B211128-BSD1)</b>									
Residue, Non-Filterable	56.0	10.0	mg/L	55.10		102	85-115	5.22	20



**UNITED STATES ENVIRONMENTAL PROTECTION AGENCY  
Region 2 Laboratory**

**Final Report**

**Project: Sportsfield Specialties, Inc. - 2211012**

**Project Number: 2211012**

**Sanitary - Quality Control**

Analyte	Result	Reporting Limit	Units	Spike Level	Source Result	%REC	%REC Limits	RPD	RPD Limit
<b>Batch B211128</b>									
<b>Duplicate (B211128-DUP1)</b>		<b>Source: 2211012-02</b>							
Residue, Non-Filterable	27.0	10.0	mg/L		25.0			7.69	20
<b>Batch B211129</b>									
<b>Blank (B211129-BLK1)</b>									
Biochemical Oxygen Demand	--- U	2.00	mg/L						
<b>LCS (B211129-BS1)</b>									
Biochemical Oxygen Demand	196		mg/L	198.0		99.1	84.6-115.4		
<b>LCS (B211129-BS2)</b>									
Biochemical Oxygen Demand	172		mg/L	198.0		87.0	84.6-115.4		
<b>LCS (B211129-BS3)</b>									
Biochemical Oxygen Demand	186		mg/L	198.0		93.8	84.6-115.4		
<b>Batch B211139</b>									
<b>Blank (B211139-BLK1)</b>									
Phosphorus	--- U	0.0500	mg/L						
<b>Blank (B211139-BLK2)</b>									
Phosphorus	--- U	0.0500	mg/L						
<b>LCS (B211139-BS1)</b>									
Phosphorus	8.32	0.250	mg/L	8.450		98	90-110		



**UNITED STATES ENVIRONMENTAL PROTECTION AGENCY  
Region 2 Laboratory**

**Final Report**

**Project: Sportsfield Specialties, Inc. - 2211012**

**Project Number: 2211012**

**Sanitary - Quality Control**


Analyte	Result	Reporting Limit	Units	Spike Level	Source Result	%REC	%REC Limits	RPD	RPD Limit
<b>Batch B211139</b>									
<b>LCS Dup (B211139-BSD1)</b>									
Phosphorus	8.52	0.250	mg/L	8.450		101	90-110	2	20
<b>Matrix Spike (B211139-MS1)</b>									
<b>Source: 2211012-02</b>									
Phosphorus	1.68	0.0500	mg/L	1.000	0.753	93	90-110		

# **8.0 Photographs**

**Photo #1.** Pretreated process wastewater is stored in the aerated storage tank.



**Photo #2.** Compliance samples were collected from the spigot attached to the storage tank.



**Photo #3.** Pretreated effluent is transported by the septic hauler to the POTW for treatment.



**Photo #4.** Generated process wash water is treated through the Alar Waste Treatment System.



**Photo #5.** Accumulated solids from the vacuum filtration unit are collected in the tote bag.



**Photo #6.** Defoaming agent is added to the filtrate in the holding tank.

