COMPARISON OF EQUATIONS
WHITE LEGHORN CHICKEN STUDY

TERM	ORIGINAL EQUATION	~~SECOND~~ Total EQUATION
CONSTANT	0.31438	-0.02549
LOG FEED LEVEL	0.77561	0.95236
% Cl_2	0.02119	0.03500
IF MALE	0.51118	—
% FEED LEVEL IF LIVER	0.00612	0.12155
FEED LEVEL IF MUSCLE	0.00344	
FEED LEVEL IF FAT	0.00198	
% Cl_2 IF LIVER	-0.00703	-0.01811
RECOVERY IF MUSCLE	-0.32540	
RECOVERY IF FAT	-0.30835	
RECOVERY IF LIVER		0.25360
% Cl_2 IF RECOVERY	-0.00346	-0.00783
% Cl_2 IF FEMALE		-0.00914
LIVER IF FEMALE		0.58471
FEED LEVEL IF RECOVERY	0.00150	
Residual Std Dev	0.17554	0.19338
% VARIANCE EXPLAINED	97.6%	96.1%
Residual D.F.	24	35
95% LIMITS	44 to 225%	41 to 244%

Corrected data?

DSW 321258

Aroclor 1242 Chicks Equation

log ppm = 0.74360 + 0.43852 (if liver) + 0.33174 (log feed level - if muscle)

log Std Dev = 0.14600

Egg Equation

log ppm = −0.7478 + 1.0920 (log feed level) + 0.0300 (%Cl_2) − 1.1794 (days recovery) + 0.5316 (days recovery × log feed level) + 0.0202 (days recovery × %Cl_2) − 0.0096 (days recovery × log feed level × %Cl_2)

Reported Data

PARENT Vs CHICK (COMP.)

PRED PARENT (COMP)	CHICK ACTUAL (COMP)	ORIG PRED (COMP)
37	5	
70	8	
130	13	
13	15	
27	19	
57	17	
37	3	
70	5	
130	9	
17	9	27
6	14	14
160	12	19
75	12	100

?

DSW 321260

Picture chromatograms (back side chart)

Chicken extracts

1242	muscle	residue sac	3
1242	liver	" "	
1242	fat	" "	
1254		residue sac	1
1260		residue sac	1
1242		final sac	1
1254		final sac	1
1260		final sac	1
1242		30 day chick	1
1242		egg	1

run appropriate std at same time & cond. with extracts

major peak(s) should be between 40% & 50% of scale.

DSW 321261

STLCOPCB4072841



3.5
4 1
3 5
140

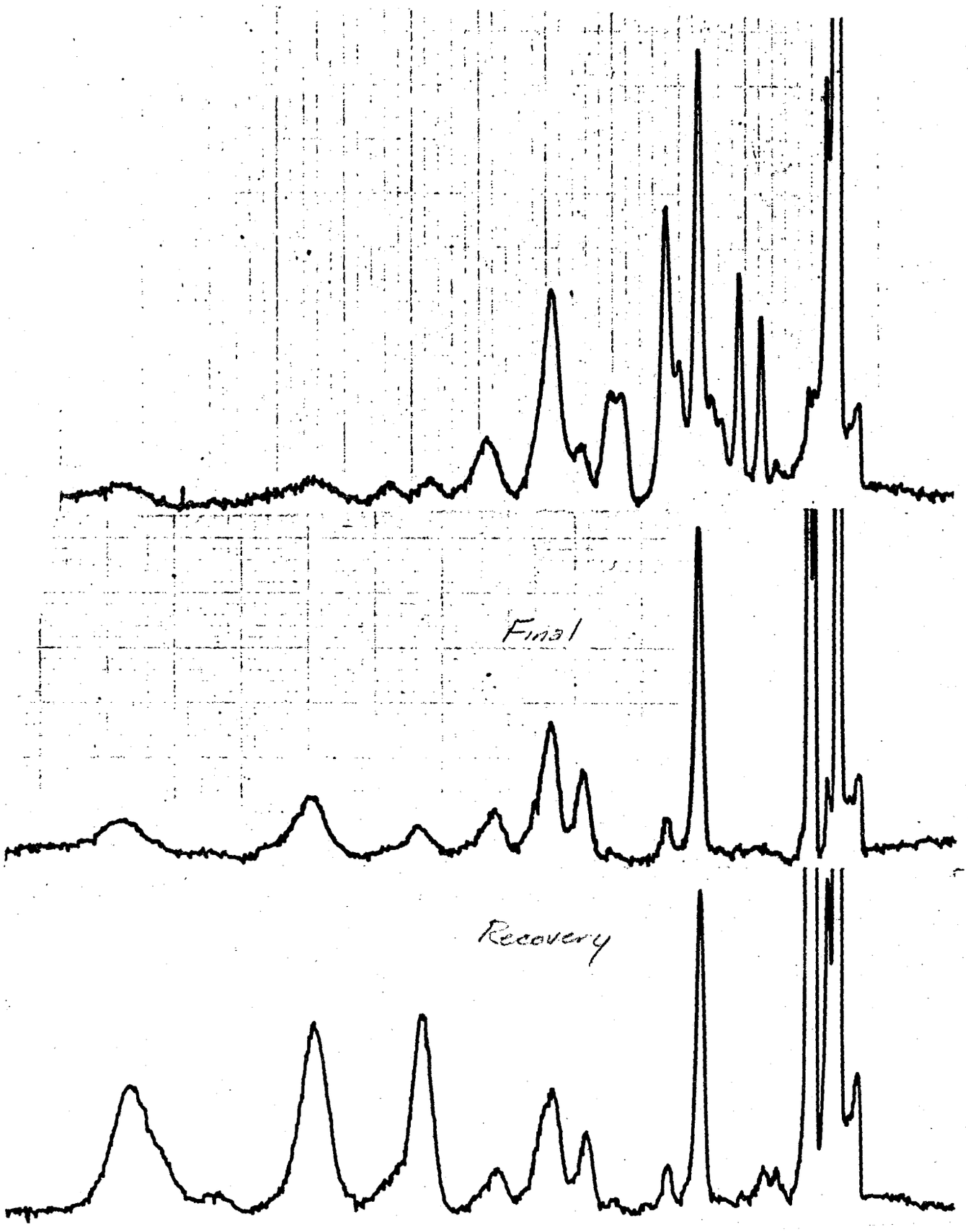

DSW 321263

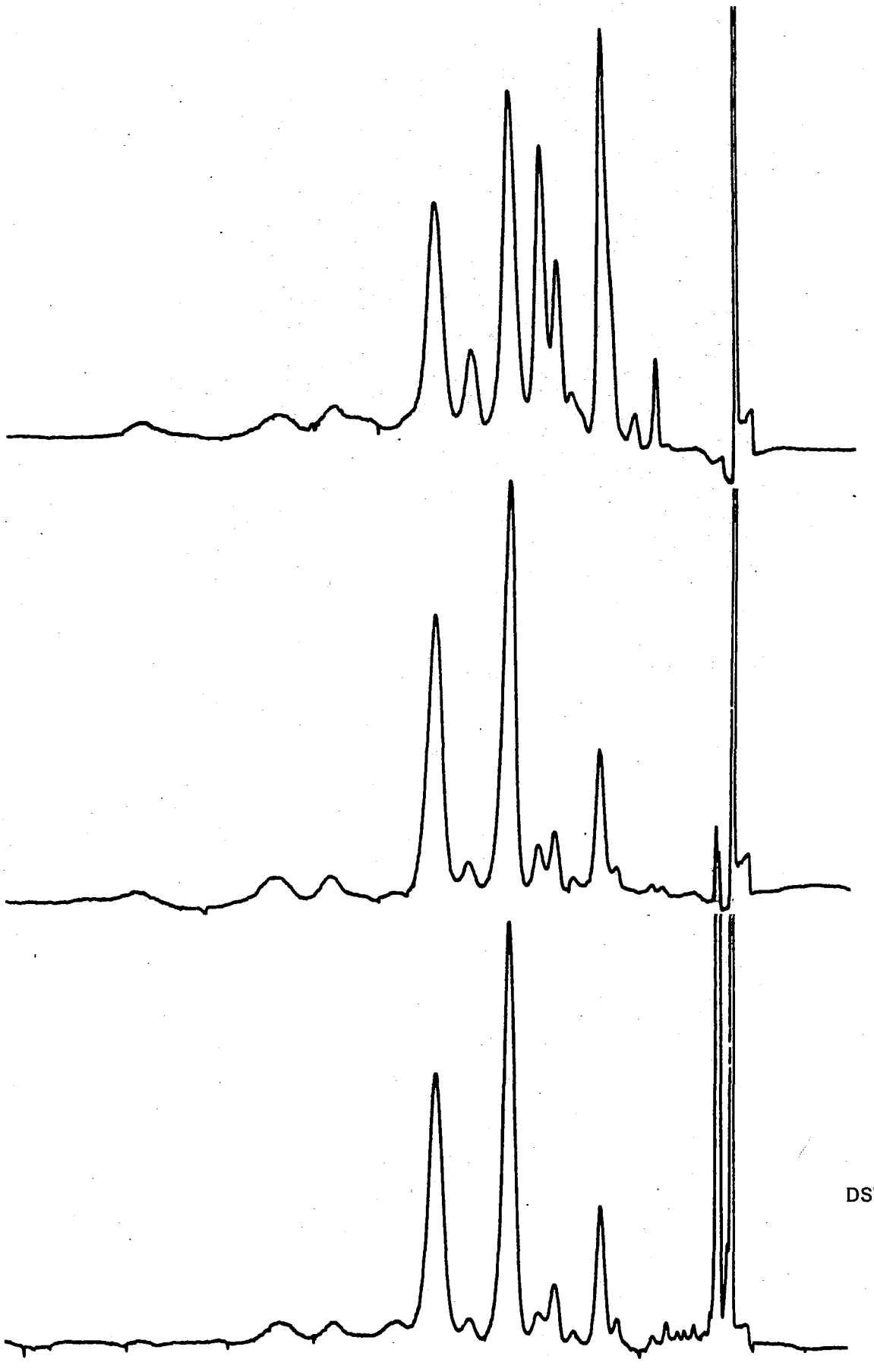

DSW 321264

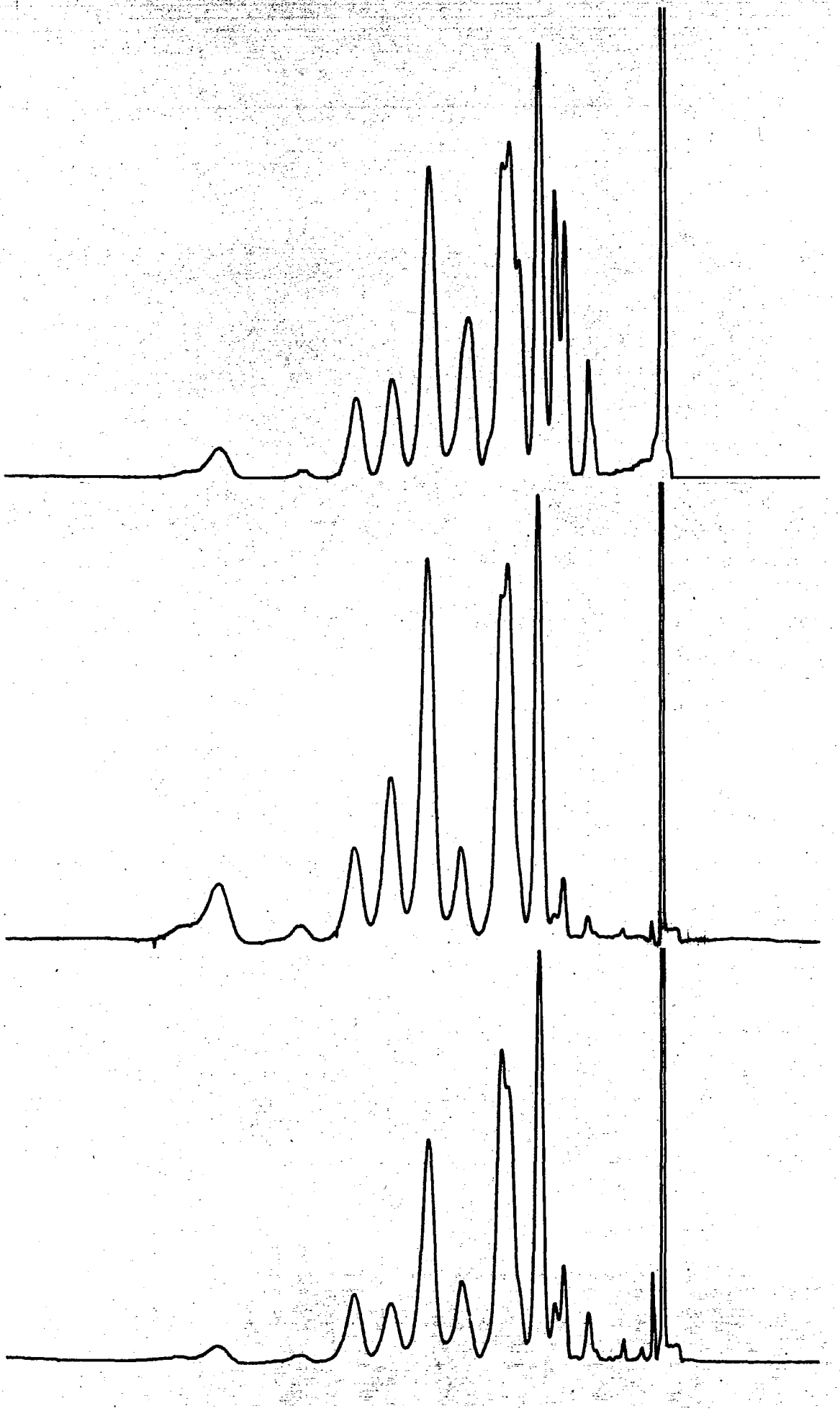

DSW 321265

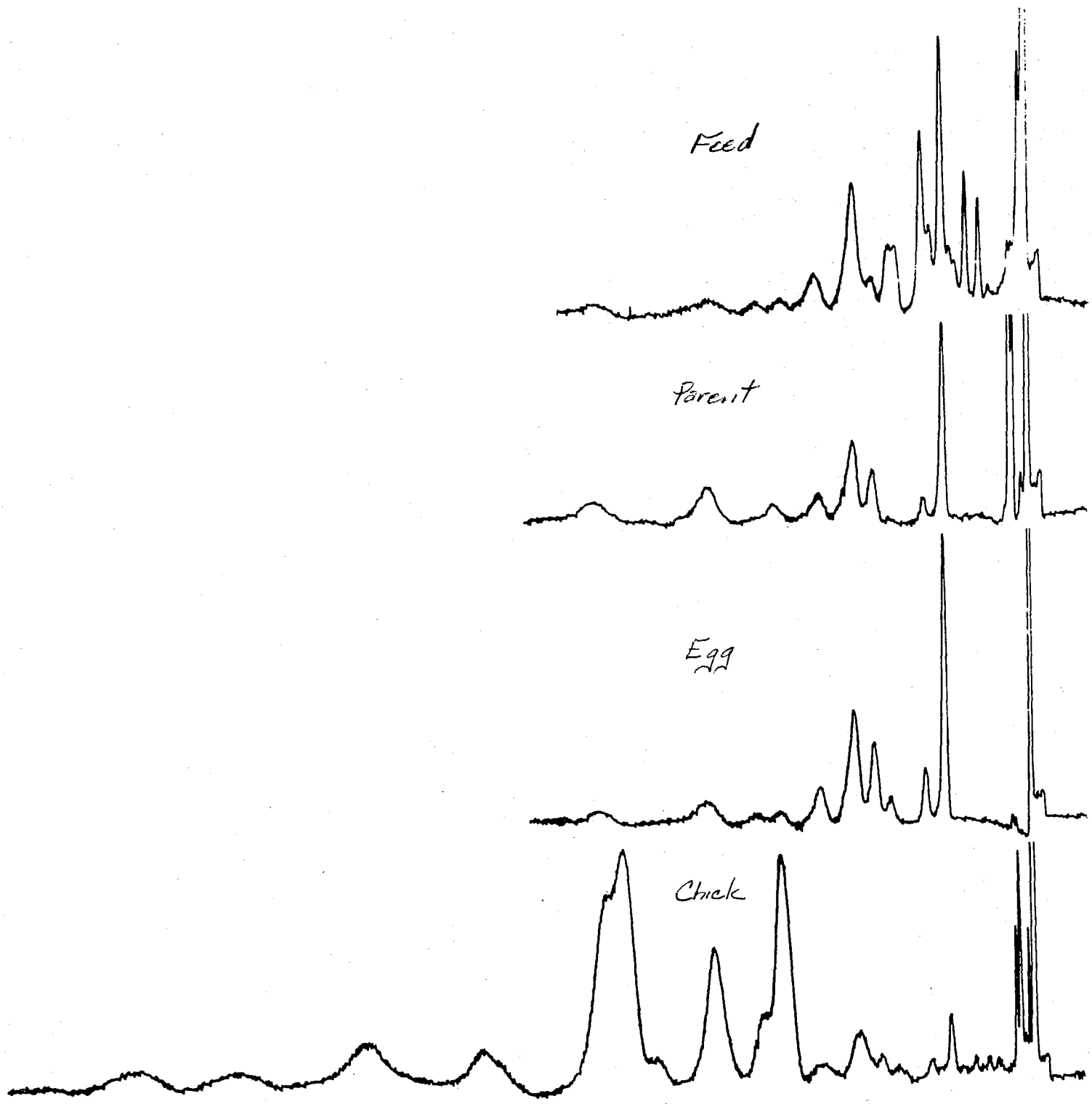

DSW 321266

Baby Chick Study Tissue	Total Wet Weight	Total Lipid Weight	Analysis Wet Weight	Analysis Lipid Weight	Chick #
Control Liver	39.39	1.2710	39.39	1.2710	59, 60, 64, 69, 78
Control Muscle	27.67	0.1030	27.67	0.1030	
42-1-L	35.62	0.9279	35.62	0.9279	720, 724, 733
42-1-M	36.16	0.2781	36.16	0.2781	
42-10-L	30.41	0.4874	30.41	0.4874	875, 878, 877
42-10-M	56.02	0.2225	56.02	0.2225	
54-1-L	44.83	1.1487	44.83	1.1487	642, 644, 647
54-1-M	30.61	0.2352	30.61	0.2352	
60-1-L	54.49	0.7719	54.49	0.7719	102, 111, 117, 119
60-1-M	68.93	0.8782	68.93	0.8782	
60-10-L	34.18	1.1607	34.18	1.1607	826, 837, 842, 850
60-10-M	37.67	0.2365	37.67	0.2365	

DSW 321267

STLCOPCB4072847

T-II

1653	3-23-71
1652	?
1642	3-23-71
1651	3-23-71
1649	3-23-71
1644	3-23-71
1517	3-23-71
1614?	3-23-71

DSW 321268

T-III

1659	?	Cooled sep tissue
1675	3-23-71	
1661	"	
N526	?	
1665	3-23-71	
1660	?	
1662 (?)	?	
1672	3-23-71	
1668	3-23-71	
1670	3-23-71	

DSW 321269

12-28-71

60-1-L
" " M

12-29-71

Cont - L
" M
42-1-L
" " M
42-10-L
" " M
54-1-L
" " M
60-10-L
" " M

DSW 321270

30 day Chicks J 7300

1-7-72 .2

1254

µl	mg	Area
7	6.488	4890
5	4.635	3912
3	2.781	2446
6	5.562	4031

Chick Bl 12/28
7 µl .2 ml — 2862 3.40 mg

Chick Bl 12/29
7 µl 2 ml — 582
Cheat ⟹ .1 ml 1164 .84

Chick Kiss Control
7 µl 2 ml — 4315 5.63

Chick Liver Control
6 µl 5 ml 1:10 1796 1.80

Chick Kiss 42-1
7 µl 5 ml — 2976 3.59

Chick Liver 42-1
3 µl 5 ml — 5623 7.67

Chick Liver 42-10
2 µl 5 ml — 2113 2.29

Chick 42-10 Muscle
7 µl 5 ml — 3075 3.76

DSW 321271

STLCOPCB4072851

J 73000

Blank 12/29/71

1-7-72 $\left(\frac{.84}{7} \times 1\right) = .01$

Check Rivers Control

$$\left(\frac{5.63}{7} \times 2\right) - \left(\frac{.84}{7} \times .1\right)\left(\frac{7}{7} \times \frac{.1}{2}\right)$$

$1.609 - (.012)(.05) = (1.609 - .001) = 1.608$

lipid $\frac{1.608}{0.1030} = 15.612$

wet $\frac{1.608}{27.67} = .0581$

Check River Control

$$\left(\frac{1.80}{6} \times 5 \times \frac{10}{1}\right) - \left(\frac{.84}{7} \times .1\right)\left(\frac{6}{7} \times \frac{.1}{5} \times \frac{1}{1000}\right)$$

$.30 \times 50 - (.012)\left(\frac{.3}{7} \times \frac{1}{25}\right) =$ $15.000 - .0021 = 15.$

lipid $\frac{15}{1.270} = 11.80$

wet $\frac{15}{39.39} = .3808$

Check River 42-1

$$\left(\frac{3.59}{7} \times 5\right) - \left(\frac{.84}{7} \times .1\right)\left(\frac{7}{7} \times \frac{.1}{5}\right)$$

$(.513 \times 5) - (.012)(.02) = 2.565 - .0024 = 2.565$

lipid $\frac{2.565}{0.2781} = 9.223$

wet $\frac{2.565}{36.16} = .0709$

Check River 42-1

$$\left(\frac{7.67}{3} \times 5\right) - \left(\frac{.84}{7} \times .1\right)\left(\frac{3}{7} \times \frac{.1}{5}\right)$$

$(2.556 \times 5) - (.012)\left(\frac{3}{7} \times .02\right)$

lipid $12.780 - (.012)(.009) = 12.780 - .0108 = 12.780$

$0.9279 = 13.773$

wet $\frac{12.780}{35.62} = .3587$

DSW 321272

STLCOPCB4072852

Check Flow #2-10

$$\left(\frac{2.29}{2} \times 5\right) - \left(\frac{.84}{7} \times .1\right)\left(\frac{2}{7} \times \frac{.1}{5}\right)$$

$1.145 \times 5 - (.012)\left(\frac{.2}{35}\right) = 5.725 - (.0024)(.0057) = 5.725$

lipid $\frac{5.725}{0.4874} = 11.746$

wet $\frac{5.725}{30.41} = .1883$

Check Micelle #2-10

$$\left(\frac{3.76}{7} \times 5\right) - \left(\frac{.84}{7} \times .1\right)\left(\frac{7}{7} \times \frac{.1}{5}\right)$$

$(.537)(5) - (.012)(.02) = 2.685 - .0024 = 2.685$

lipid $\frac{2.685}{.2225}$ 12.067

wet $\frac{2.685}{56.02}$ .0479

DSW 321273

STLCOPCB4072853

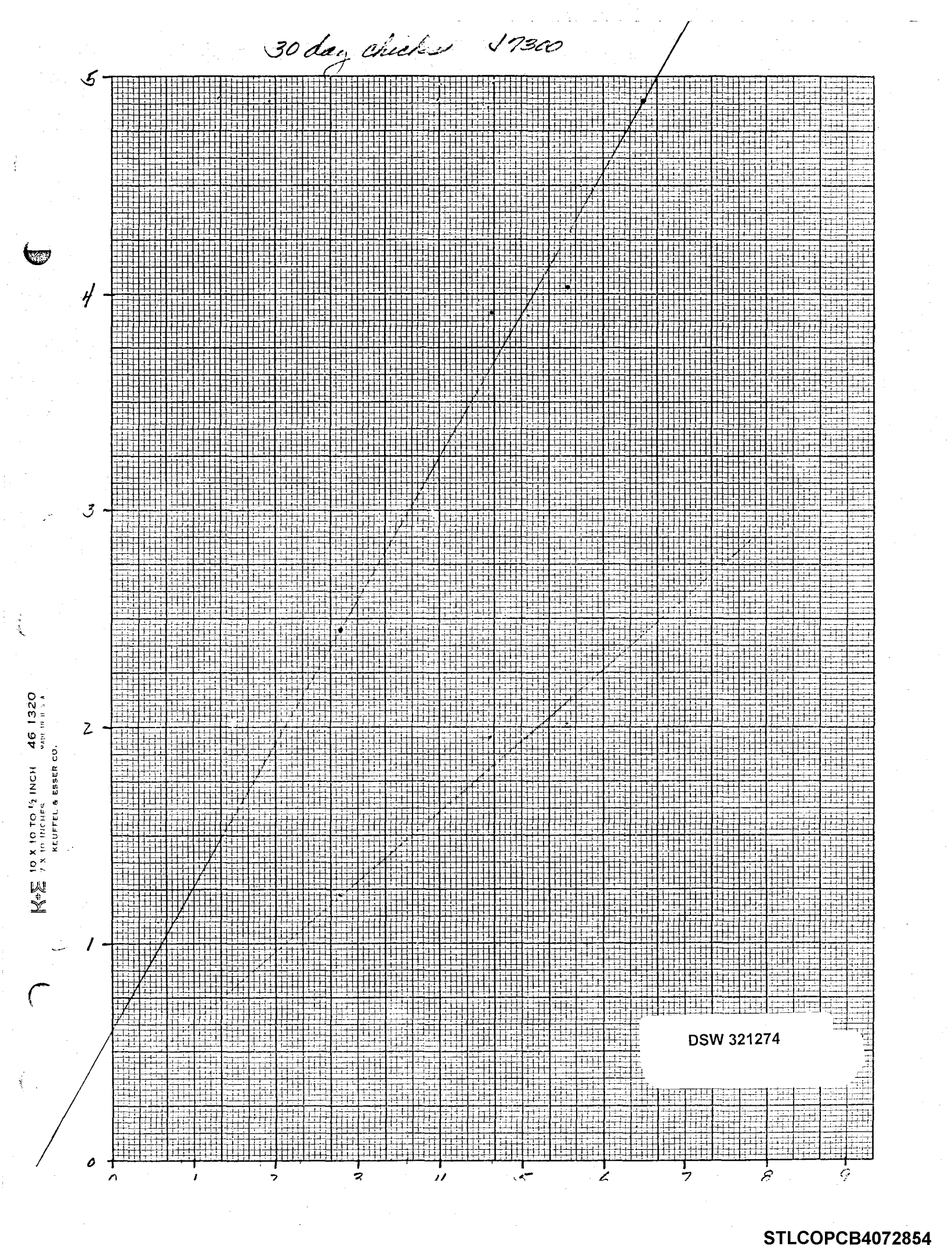

STLCOPCB4072854

30 day check $7300 1-7-72

1260

µl	mg	Area
2	2.185	4269
4	4.370	7088
6	6.555	9757
8	8.740	12665

Chuck Lewis 60-1
3 µl 5 ml — 5366 2.71

Chuck Muscle 60-1
5 µl 5 ml — 6796 4.13

Chuck Muscle 60-10
5 µl 5 ml 10:1 5337 2.96

Chuck Lewis 60-10
6 µl 5 ml 10:1 2642 .27

Chuck Muscle 54-1
5 µl 5 ml — 1899 .37

Chuck Muscle 54-1
7 µl 5 ml — 2537 .74

Chuck Lewis 54-1
3 µl 5 ml — 4712 2.41

12-28-71
60-1-L
" " -M

All the rest
12-29-71

DSW 321275

STLCOPCB4072855

Chuck Liver 60-1

$\left(\frac{2.98}{3} \times 5\right) - \left(\frac{3.40}{7} \times .2\right)\left(\frac{3}{7} \times \frac{.2}{5}\right)$

$4.967 - (.097)\left(\frac{.6}{35}\right) = 4.967 - (.097)(.027) = 4.967 - .003 = 4.964$

lipid $= \frac{4.964}{.7719} = 6.431$

wet $= \frac{4.964}{54.49} = 0.091$

Chuck Muscle 60-1

$\left(\frac{4.13}{5} \times 5\right) - \left(\frac{3.40}{7} \times .2\right)\left(\frac{5}{7} \times \frac{.2}{5}\right)$

$4.13 - (.097)(.0286) = 4.130 - .010 = 4.120$

lipid $= \frac{4.120}{.8782} = 4.69$

wet $= \frac{4.120}{68.93} = 0.0598$

Chuck Muscle 60-10

$\frac{10}{1}\left(\frac{2.96}{5} \times 5\right) - \left(\frac{.84}{7} \times .1\right)\left(\frac{1}{10} \times \frac{5}{7} \times \frac{.1}{5}\right)$

$29.600 - \left(\frac{.6012}{70}\right) = 29.600 - .0000_{4k} = 29.600$

lipid $= \frac{29.600}{0.2365} = 125.158$

wet $= \frac{29.600}{37.67} = 0.786$

Chuck Liver 60-10

$\left(\frac{10}{1} \times \frac{.87}{5} \times 5\right) - \left(\frac{.84 \times .1}{7.3}\right)\left(\frac{1}{10} \times \frac{6}{7} \times \frac{.1}{5}\right)$

$(25)(.87) - (.012)\left(\frac{3}{175}\right) \quad 21.750 - \frac{36}{12} = 21.750 - .003 = 21.747$

lipid $= \frac{21.75}{1.1607} = 18.739$ (6.24)

wet $\frac{21.75}{3.4.19} = 0.636$ (0.212)

DSW 321276

STLCOPCB4072856

Duck Muscle 54-1

$\left(\frac{.37}{5} \times 5\right) - \left(\frac{.84}{7} \times .1\right)\left(\frac{5}{7} \times \frac{1}{5}\right)$

$.37 - (.012)(.0143) = .0001716 = .370$

lipid $= \frac{.370}{.2352} = 1.573$

wet $= \frac{.370}{30.61} = .0121$

Duck Muscle 54-1

$\left(\frac{.74}{7} \times 5\right) - \left(\frac{.84}{7} \times .1\right)\left(\frac{7}{7} \times \frac{1}{5}\right)$

$.370/7 - (.012)(.02) = .528 - .0024 = .526$

Lipid $\frac{.526}{.2352} = 2.245$

wet $\frac{.528}{30.61} = .0173$

Duck Liver 54-1

$\left(\frac{2.48}{3} \times 5\right) - \left(\frac{.84}{7} \times .1\right)\left(\frac{3}{7} \times \frac{.1}{5}\right)$

$(.827 \times 5) - (.012)\left(\frac{.3}{35}\right) = 4.135 - \left(\frac{.0036}{35}\right) = 4.135 - .0001 = 4.$

lipid $= \frac{4.135}{1.1487} = 3.5997$

wet $= \frac{4.135}{44.82} = .0922$

DSW 321277

STLCOPCB4072857

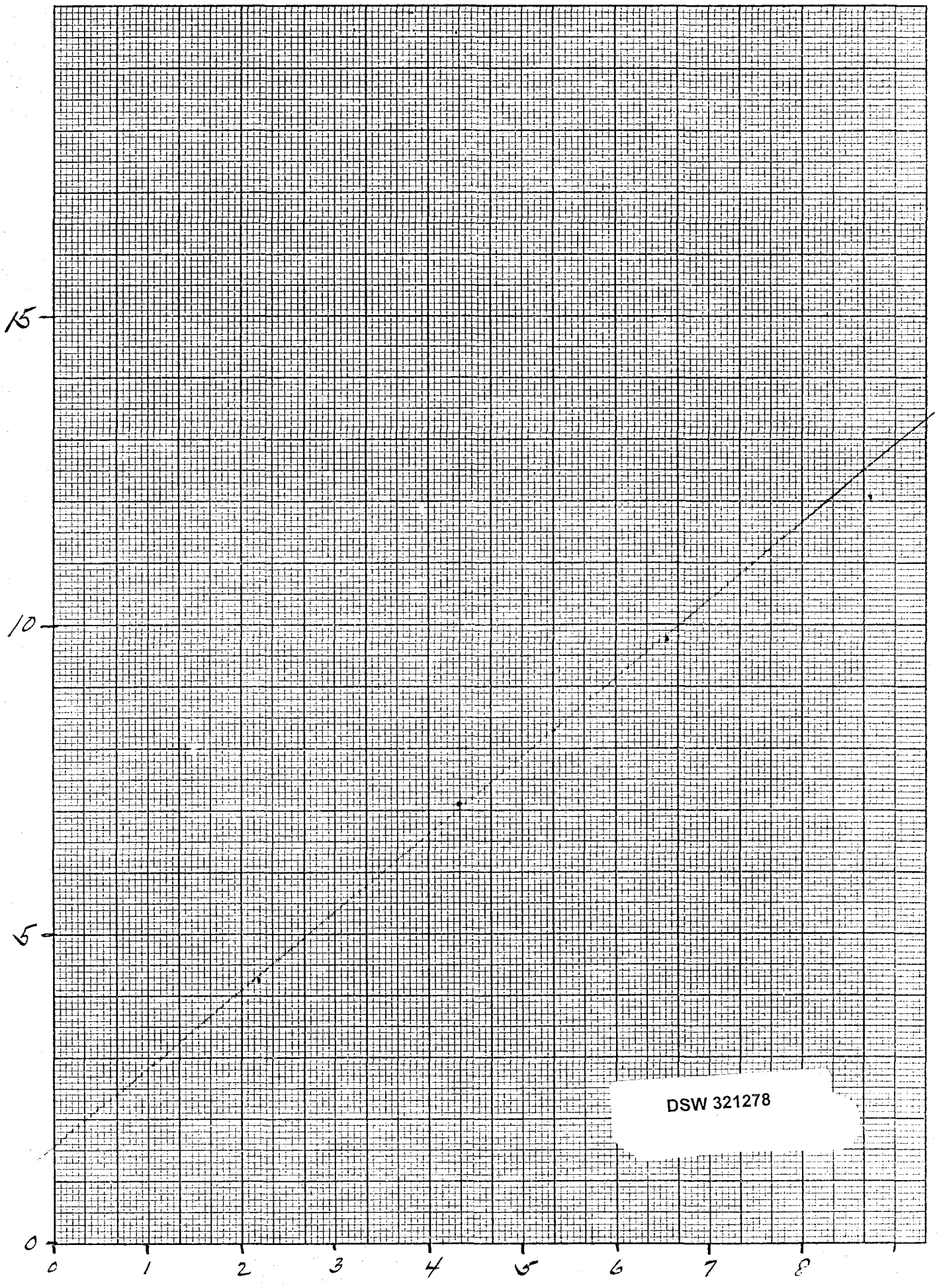

10 X 10 TO ½ INCH 46 1320
7 X 10 INCHES MADE IN U.S.A.
KEUFFEL & ESSER CO.

DSW 321278

STLCOPCB4072858

Chickens

	ppm in lipid	ppm in Sample	
CON-♀-F-1	0.42 ppm	0.37	✓
M-1	10.1	0.04	✓
L-1	4.88	0.34	✓
42-1-♀-F-2	4.02	3.58	✓
M-2	8.20	0.05	✓
L-2	10.2	0.67	✓
42-10-♀-F-2	no extract		
M-2	29.6	0.12	✓
L-2	28.0	1.64	✓
42-100-♀-F-2	9.37	8.45	✓
M-2	639	4.47	✓
L-2	1584	44.8	✓
42-1-♀ F-1	21.9	16.7	✓
M-1	13.1	0.06	✓
42-10-♀-L-1	51.6	2.46	✓
42-100-♀-M-1	901	1.52	✓
42-100-♀-F-1	1312	1231	✓
54-10-♀-F-1	199	189	✓
M-1	240	0.70	✓
54-100-♀-L-1	1475	50.0	✓
54-10-♀-F-2	77.7	73	✓
M-2	61.0	0.13	✓
54-1-♀-L-1	17.9	0.77	✓
54-1-♀-L-2	6.83	0.89	✓
54-100-♀-L-2	1529	27.0	✓
60-1-♀-F-1	16.5	14.6	✓
M-1	39.7	0.21	✓
60-10-♀-L-1	86.4	5.87	✓
60-100-♀-F-1	1308	1159	✓
M-1	6020	10.9	✓
~~60-1-♀-F-2~~	~~21.2~~	20.0	
~~M-2~~	~~25.7~~	0.08	
~~60-100-♀-F-2~~	~~217.2~~	2029	
~~M-2~~	~~1710~~	4.77	
60-10-♀-L-2	109	24.9	
CON-♀ F-2	2.77	2.66	✓

DSW 321279

STLCOPCB4072859

Chickens

Blank — '99 90 ng. 73 ng.

Sample	Samp. Wt	Total Lip. Wt.	Lipid wt through Col	ng Aroclor
			0.4710	
Com-♀-F-1	33.27	29.44		200
M-1	54.45	0.1874	0.1874	1895
L	52.40	3.6910	0.7380	3602
42-1-♀- F2	60.24	53.63	0.6435	2587 ✓
M	52.41	0.2949	0.2949	2418
L	62.17	4.0660	0.8130	8,283
42-10-♀- F-2	61.28	59.33	0.4746 (no extract)	?
M	57.11	0.2026	0.2026	6000
L	62.00	3.6417	0.7285	20,426
42-100-♀- F-2	90.35	63.48	0.7617	7,139
✓ M	50.66	0.3542	0.3542	226,380
✓ L	52.59	1.4864	0.7232	1,145,600
42-1-♀ - F-1	19.32	14.71	0.2354	5,145
M	45.12	0.1917	0.1917	2508
42-10-♀-L-1	56.46	2.6934	0.5385	27,783
42-100-♀- M-1	46.86	0.0791	0.0791	71,250
~~54-1-♀-L-1~~	~~54.92~~			
54-10-♀- F-1	38.84	36.89	0.5902	117,675
M	49.49	~~8.1458~~	~~0.1458~~	34,798
54-100-♀-L-1	39.77	1.3487	0.6743	994,825
60-1-♀- F-1	46.21	40.95	0.6552	10,835
M	47.31	0.2543	0.2543	10,096
60-10-♀-L-1	49.06	3.3330	0.6665	57,600
60-100-♀-F-1	53.35	47.26	0.7462	976,200
M	29.93	0.0544	0.0544	327,500
~~54-1-♀-L-2~~	~~39.28~~			
54-10-♀- F-2	59.77	56.14	0.6737	52,324
M	51.90	0.1103	0.1103	6730
~~54-100-♀-L-2~~	~~34.80~~			
60-1-♀ - F-2	55.91	52.78	0.6333	13,420
M	46.78	0.1397	0.1397	3,585
~~60-10-♀ L-2~~	~~36.40~~			
✓ 60-100-♀- F-2	60.78	56.78	0.6813	1,479,963
✓ M	44.72	0.1247	0.1247	213,250

DSW 321280

STLCOPCB4072860

Chickens

Sample	Samp Wt	Total lip WT	lip. WT on Col	ng
12-100-♀-F-1	57.94	54.36	1.0873	1,426,88
54-1-♀-L-1	42.49	1.839	1.1033	20,32 19,050
54-1-♀-L-2	35.30	4.578	1.0905	7,45
CON-♀-F-2	69.25	66.48	1.0630	2946
M	42.99	0.3485	0.3485	15 63 75
L	32.40	1.259	1.0070	4796
60-10-♀-L-2	35.64	8.140	0.9768	106,700
54-100-♀-L-2	43.45	0.7675	0.7675	1,173,48

RCP

DSW 321281

J 7300 Eggs 42-10

		Total Wet	Total Lipid	Sample Size	ppm Wet	ppm Lipid
	9-5,6-69	25.59	2.6704	10/25 1.06816	6.03	57.8
	9-24,25-69	25.65	2.9005	10/25 1.1602	3.72	32.9
*	9-26,27-69	33.63	4.4054	5/25 0.88108	4.05	30.9
	9-28;29-69	26.30	2.2047	15/25 1.32282	3.11	37.1
*	9-30-69	23.06	5.0205	5/25 1.0041	5.81	26.7
	11-12-69	26.88	2.5799	10/25 1.03196	3.13	32.6
	11-18-69	26.91	2.9324	10/25 1.17296	0.55	5.04
	11-24-69	27.57	2.8344	10/25 1.13376	0.49	4.81

* 1 egg

DSW 321282

STLCOPCB4072862

1242 – 1.029 x10⁻⁶ [illegible]
1254 – 0.927 x10⁻⁶ "
1260 – 0.985 x10⁻⁶ "

Eggs

Aroclor 1242 100 ppm

		Wet	Lipid	Anal	µl	inj µl	ml	dil	ppm Wet	ppm Lipid
*	8-21	36.43	3.1300	1.2520	3.11	3	5	1:100	37	426
	9-5	25.87	1.6950	1.0170	4.28	"	"	"	47	722
*	9-24	34.18	3.2750	1.3100	3.95	"	"	"	50	517
*	9-26	33.04	3.1050	1.2420	2.64	"	"	"	34	364
*	9-28	40.18	2.4950	0.9980	1.95	"	"	"	21	335
	10-24	27.27	1.8825	1.1295	2.52	"	"	"	26	383
	10-29	27.92	2.3375	0.9350	1.97	"	"	"	30	361
	11-5	27.47	2.1250	1.2750	1.85	"	"	"	19	249
	11-12	28.49	1.8900	1.1340	2.43	"	"	"	24	368
	11-18	Blank			2.01	7	1	–	0.098	0.3

Aroclor 1260 1 ppm

	9-5	24.31	2.6175	1.047	4.74	2	5	–	1.2	12
	9-24	25.13	2.535	1.014	4.54	"	"	"	1.2	12
	9-26	26.34	3.0125	1.205	7.06	"	"	"	1.6	14
	9-28	30.25	3.035	1.214	5.64	"	"	"	1.2	12
	9-30	41.91	2.9325	1.173	5.87	"	"	"	0.9	12
	11-18	27.30	2.4025	0.961	5.22	"	"	"	1.2	13
	11-24	29.21	2.9125	1.165	3.05	"	"	"	0.7	7
	11-9	Blank			0.33	7	1	–	0.002	0.05

Aroclor 1260 10 ppm

	9-5	26.66	2.3275	0.931	5.68	2	5	1:10	13	146
	11-18	31.69	3.1050	1.242	6.99	"	"	"	13	135
	11-24	26.17	2.8600	1.144	3.37	"	"	"	8	71

Aroclor 1254 1 ppm

	9-5	26.30	1.915	1.149	1.70	3	5	1:4	0.7	10
	11-12	26.61	2.990	1.196	3.55	5	5	1:5	1.6	14
	11-18	28.02	2.290	0.916	1.20	"	"	"	0.5	6
	11-24	28.15	2.500	1.000	1.10	"	"	"	0.4	5

DSW 321283

STLCOPCB4072863

Eggs

Aroclor 1254 100ppm

9-5	27.71	1.724	1.034	3.64	6	5	1:500	85	[illegible]
9-10	18.68	2.645	1.058	3.78	"	"	"	195	[illegible]
9-26	39.73	2.003	1.202	4.95	"	"	"	80	159.
9-28	29.68	3.045	1.218	5.42	"	"	"	176	171
9-29	27.38	1.885	1.131	3.06	"	"	"	72	104
9-30	25.55	3.455	1.382	4.88	"	"	"	184	136
10-24	30.57	1.570	0.942	3.23	"	"	"	68	132
11-5	29.09	3.473	1.389	2.25	"	"	"	75	62.
11-12	28.40	2.243	1.346	2.90	"	"	"	36	83

DSW 321284

STLCOPCB4072864

54-1-9-L-1

$5\,ml \times 10^3\,\mu l/ml$

$2.0\,\mu l \times 1.016\,ng/\mu l \times \frac{5000}{5\,\mu l} \times 10 = 20320$ ng in and [illegible]

$\times \frac{\mu g}{10^3\,mg} = \frac{20.320\,\mu g}{1.1033\,g} = \boxed{18}$ ppm lipid $\times \frac{1.84}{42.49} = \boxed{0.8}$ ppm wet

Calc on chicken tissues

no blank corr.

DSW 321285

STLCOPCB4072865

Recheck on Chicken Tissue Calc. µl

	2318	3µl	5ml	1:10 1:10	②	x16	8.3
42-100-9-F-1	3534	3µl	5ml	1:10, 2:10	③		—
	2573	2µl	"	"			9.2
42-100-9-M-2	916	7µl	5ml	1:100	①		3.28
" " " L "	2893	5µl	5ml	1:100	①		10.4
	1861	3µl	5ml	1:100	②	x16	6.65
" " " F "	2869	7µl	5ml	—	①		10.3
	1549	4µl	5ml	—	②	x16	5.5
60-100-9-M-2	4358	5µl	5ml	2:100		x4	2.10
" " " F "	6201	2µl	5ml	1:50, 5:10		x4	3.00

① 16x 5µl 1242 1501 1.029×10^{-6} g/ml

② 8x

2	898	
3		
4	2529 2766	
5		1242
6	3684	Curve
7	3934	
8		

③ 16x

2	613	
8	2167	
	2161	

DSW 321286

2	3343 x4		
3	6940 x4		
4			
5	5228 x8	10456	1260
6	6416 x8	12832	
7	6980 x8	13960	
8	7567 x8	15124	

STLCOPCB4072866

60-1-9-M-2	3846	5µl	5mL	—	×4	1.83
60-1-9-F-2	5819	2µl	5mL	—	×4	2.76
60-10-9-L-2	6939	3µl	5mL	1:10	×4	3.33

DSW 321287

42-100-9-F-1

$$\frac{8.3\,\mu l \times 1.029 \times 10^{-6}\ g/mL \times mL/10^{3}\,\mu l}{3\,\mu l} \times 5\,mL \times 10^{2} \times 10^{3}\,\mu l/mL \times \mu g/g \times \frac{1}{g}$$

54.36 / 57.94 = 1.0873

Wet	1230
Lipid	1310 ✓

$$\frac{9.2 \times 1.029 \times 5 \times 50}{8} \times \frac{1}{\text{Samp Wt}}$$

Wet	1025
Lipid	1090

42-100-9-M-2

$$\frac{3.28 \times 1.029 \times 5 \times 10^{2}}{7}$$

50.66 / 0.3542

Wet	5
Lipid	621

42-100-9-L-2

$$\frac{10.4 \times 1.029 \times 5 \times 10^{2}}{5\,\mu l}$$

25.65 / 0.7232

Wet	42
Lipid	1470

$$\frac{6.65 \times 1.029 \times 5 \times 10^{2}}{3\,\mu l}$$

Wet	44
Lipid	1590

DSW 321288

42-100-9-F-2

$\frac{10.35 \times 1.029 \times 5}{7}$ 0.845 0.7617

Wet 9
Lipid 10

$\frac{5.55 \times 1.029 \times 5}{4}$

Wet 8
Lipid 9

60-100-9-M-2

$\frac{2.10 \times 0.985 \times 5 \times 50}{5\text{ml}}$ 44.72 0.1247

Wet 2
Lipid 237

60-100-9-F-2

$\frac{3.00 \times 0.985 \times 5 \times 10^{2}}{2}$ (250) 0.7300 0.6813

Wet 1010
Lipid 1084

60-1-9-M-2

$\frac{1.83 \times 0.985 \times 5}{5}$ 46.78 0.1397

Wet 0.04
Lipid 13

60-1-9-F-2

$\frac{2.76 \times 0.985 \times 5}{2}$ (2.5) 0.6700 0.6333

Wet 10
Lipid 11

DSW 321289

60-10-9-L-2

$\frac{3.33 \times 0.985 \times 50}{3}$ (1.11) 4.28

Wet 13
Lipid 56

Blank - 10/29

42-1-♀-F-1
42-10-♀-L-1

42-1-♀-F-2 ✓
42-1-♀-L-2

42-10-♀-L-2

42-100-♀-L-2
42-100-♀-F-2

54-10-♀-F-1

54-100-♀-L-1

54-10-♀-F-2

60-1-♀-F-1

60-10-♀-L-1

60-100-♀-F-1

60-1-♀-F-2

60-100-♀-F-2

Con-♀-F-1

Con-♀-L-1

Blank 10/28

Con ♀ M-1
42-1-♀-M-1

42-10-♀-M-2

42-100-♀-M-1

42-1-♀-M-2

42-100-♀-M-2

54-10-♀-M-1

54-10-♀-M-2

60-10-1-♀-M-1

60-100-♀-M-1

60-1-♀-M-2

60-100-♀-M-2

Blank 11-2

42-100-♀-F-1
Con-♀-F-2
Con-♀-M-2
Con-♀-L-2
54-1-♀-L-1
54-1-♀-L-2
54-100-♀-L-2
60-10-♀-L-2

DSW 321290