3 Phase Non-Reversing Combination Starters with Circuit Breaker



Size 1, NEMA 1



Size 1, NEMA 5-12



Size 1, NEMA 7-9

TYPICAL WIRING DIAGRAMS

For Remote Control Without Control Transformer

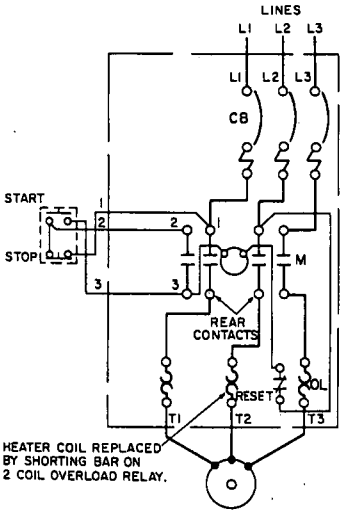

With Local Cover Control and Control Transformer

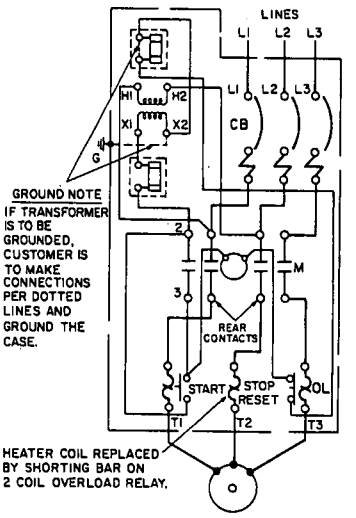

APPROXIMATE DIMENSIONS AND SHIPPING WEIGHTS

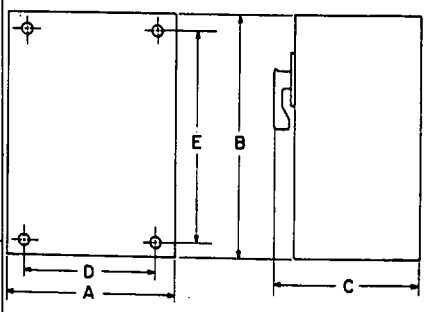

NEMA Type Encl.	NEMA Size	Dimensions in Inches					Ship. Wt. Lbs.
		Wide A	High B	Deep C	Mounting D	Mounting E	
1	0-1	9¼	21¼	9⅛	6¼	19¼	38
	2	10⅝	24⅛	10⅛	7¾	21½	65
	3	12⅞	30⅝	10⅝	9	26	95
	4	13	34⅜	10⅝	9	30⅜	105
	5	19	49	13¼	14½	47½	200
	6	28	75	34½	Floor Mounted		760
3-4 and 5-12	0-1	9⅜	23⅞	9¼	6½	22¾	38
	2	10¾	26¾	10¼	7⅝	25⅝	65
	3	13	33	10⅝	9⅞	32	95
	4	13	37	10⅝	9⅞	36	105
	5	19	49	13¼	14½	47½	200
7-D and 9-EFG	0-1	10⅝	25⅞	14¾	5¼	9⅜	75
	2	12	30	16¾	5¼	9⅜	110
	3	16⅛	36½	20⅛	5½	11	160
	❶ 4	16⅛	36½	20⅛	5½	11	170
	❷ 4	16⅛	44½	20¼	5½	11	190
	5	23	53	25½	8	17	---

❶ Dimensions of 60 hp, 440 V.
❷ Dimensions of 50 hp, 220 V.