S.V. 203, 204 (Automated) C.V. D.V.

CG 03 CODE KY-908-D PK PUNCHED & CHECKED

→ MAR 28 34540

EST. WGT. 949 LBS. MAR 30 1980 OK

STD. HRS. _____ TIME 3 PM

PROCESSES		APPROVED BY
( ) KY-908-D	(D)	EWK 12/12/77
( )	( )	DCG 12/14/77
( )	( )	MW 12/19/77
( )	( )	
TYPED BY		
rj 1/31/78		

14 YC-3-B 93 4 Lot 24699, 2000#
14 YC-3-B 93 4 Lot 24404, 250#
14 YC-3-B 93 4 Lot 24691, 350#

Homog #4 - 1ST Pass
" #3 - 2ND "

Total Wgt. 3549#

NON-BLEEDING

EQUIPMENT		NAME: 60" (990G) KROLOR® YELLOW - LIGHT	USE LBS.	N CODE	ACCT. LBS.
203 & 205 263	1	Run ~~23"~~ (360 G) water into V-203. SET AGITATOR ON HIGH SPEED			
	2	~~Pour in~~	345	32-D	345
	3	Dump in Lot	52 x 50	YC-3-B	2600
		Record: Start 7:30 P/M 24699	2000		
		Fin 9:30 P/M 24404	250		
		~~75" (1275G)~~ 24691	350		
		~~80" (1360G)~~			
	4	Adj to ~~70" (1200 G)~~ 2400-2600			
	5	Pump V-203 thru Homog #3 at ~~1800-2200~~ psi into V-~~205~~ 263			
	6	When V-203 MTY, wash color thru Homog at 1800-2200 psi using Minimum water			
	7	Record: V-~~205~~ 263 Vol 40" & adj to 60" (2100-G)			
	8	Inspect Homog, strainer & clean if necessary			
		Duplex homogs, RUN V-263 Agitator on low speed.			
205 & SV 263	9	Run 10" (514 G) water into V-~~205~~ 263 & start agitator			
	10	Pump V-205 thru Homog at 4800-5200 psi into V-263			
		Record: Time Start 7:30 P.M. Total Min 120			
		Note: If Homog pressure falls below 4800 psi, 3-way valve will recirculate slurry to V-205			
	11	When V-205 MTY, run in 5" (240 G) water and pump thru Homog at 4800-5200 psi			
SP & CP 3	12	Sp Step 01 - Set Formula Selector to position #3 (V-243) or #8 (V-244)			
	13	Press SV Cam Reset PB - Set 22 TC in Auto Remote (Temperature is set at 190-194°F)			
	14	Record levels and set Raw Material Counter #1 as follows			
		11LG 38 % - preset #2 208 Gal		15-A	416
	15	Set strike flow controllers as follows			
		a. 3FC10 (N-27-D Controller) In Manual 0.54 GPM		27-D	180
		b. 8FC20 (N-27-D water) in Manual Local 4.4 GPM			
		c. 3FR10 (N-27-D/Water) Ratio 0.8			
		d. 8FC10 (N-32-D Controller) in Manual 0.72 GPM		32-D	1215
		e. 8FC20 (N-32-D Water) in Manual Local 3.9 GPM			
		f. 8FC20 (N-32-D Water) in Remote			
		g. 8FR10 (N-32-D/Water) Ratio 1.1			
SV SP & CP 4	16	Operator Step PB			
	17	Record Level 21G 86 %. If below 35% follow solution make-up procedure for N-27-D			
	18	Adj SV to 47" (2400 G)			
	19	Record pH 10.5. Adj to 11.0-11.2 using N-7-D diluted to 5% (10 parts water to 1 part N-7-D) Assume 50%	12	7-D	6
		Siphon into SV & Record: pH 11.1			
	20	Operator Step PB			

V-243

EQUIPMENT		PAGE 2 CG 03 CODE KY-908-D (D) EST. WGT. 3549 LBS.	USE LBS.	N CODE	ACCT. LBS.
SV	21	SP Step 06/39 - After heat up Record: pH (9.5-10.0)			
SP	22	Switch 3FC20, 8FC10, 8FC20 to auto			
5	23	Operator Step PB			
	24	SP Step 10/43 - When 3FC20, 8FC10, 8FC20 water flows in limits Switch 3FC10 to Auto. Operator Step PB			
	25	SP Step 11/44 - When 3FC10, 3FC20, flows in limits switch 3FC20 to Remote			
	26	Operator Step PB 11:30 PM			
	27	During Strike, Record pH & Time as follows:			
		SP Step V-243/V-244 pH Range Time			
		13/46 (30 min) 9.6 9.3-10.0 12:00 AM			
		14/47 (60 min) 9.6 9.3-10.0 12:30			
		15/48 (2 hrs) 9.6 9.3-10.0 1:30			
		16/49 (2 hrs 25 min) 9.5 9.3-10.0 1:55			
		17/50 (Final 3 hrs) 8.0 7.5- 8.5 2:30 AM			
		Note:(1) If pH not as specified notify Supervisor & note in Log (2) If final pH is above 8.5 adj to 7.5-8.5 & Record: pH_____ Assume 78%		27-D	
	28	Sift in	50	128-A	50
302	29	Add 17" (208G) water to V-302			
6	30	Add & stir 2 min for S57 Assume 50%	100	7-D	50
PT	31	During Strike pump into PT	312	169-A	312
7	32	Pump in	36	155-A	36
	33	Pump in	36	160-A	36
	34	Stir 10 min with lightning mixer for S38 14:11			
356	35	During strike Run 20" (244G) water into V-356			
8	36	Turn on steam 81-85°C			
	37	Adj to 26"(317G) at 178-182°F			
	38	Pump PT mixture from S34 thru undersurface Distributor AFAP			
	39	Rinse PT with hot water from hot water mixer & pump in			
	40	Shutoff pump 81-82°C			
	41	Stir 30 min at 178-182°F for S48			
	42	Do not shut off Agitator			
SV	43	When S28 complete, heat SV to 198-200°F in 5-10 min			
&	44	Close water line & Discharge valves at stearate pump			
SP	45	Open V-356 Discharge valves to stearate pump inlet			
9	46	Open water valve at stearate pump & run water thru Homog at 2900-3100PSI to sewer			
	47	While Homog water at 2900-3100 PSI, open Homog Discharge valve to SV & close valve to sewer			
	48	Immediately open stearate pump Discharge valve, turn on pump & Homog V-356 to SV at 2800-3100 PSI maintain SV at 198-200°F			
	49	While Homog V-356 to SV, shut off water valve at stearate pump ASAP			
	50	When Homog complete, Rinse in V-356 with hot water from hot water mixer			
	51	When S50 complete turn off Homog & stearate pump			
	52	Stir 5 min at 198-200°F			
	53	Shut off steam			

EQUIPMENT		PAGE 3 CG 03 CODE KY-908-D (D) EST. WGT. 3549 LBS.	USE LBS.	N CODE	ACCT. LBS.
. SV & SP 9 Con't	54	When S53 complete, Operator PB			
	55	SP Step 23/53 Record pH 3.7 (3.3-3.7)			
	56	If necessary adj pH to 3.3-3.7 (DOWN ONLY) Record: pH		15-A	
		NOTE: Dissolve extra N-15-A in water at 110-120°F in drum Use ± 30 gal of water to 50# N-15-A. Stir SV 5 min After each addition			
	57	Run in N-7-D from S30 in 10-12 min & stir 5 min			
	58	Record: pH 3.6 (4.2-4.4) & if necessary adj to pH 4.2-4.4			
		& Record: pH 4.2 Assume 50%	60	7-D	30
		(Dilute 10 parts water to 1 part N-7-D) Assume 78%		27-D	
		Siphon N-7-D into SV			
	59	Operator Step PB			
	60	Operator Step PB			
	61	SP Step 60 - Batch complete			

START Time	START SP Step	FINISH Time	FINISH SP Step	OPTR
9:30A		3:00P		235
7:00 P.M		11:00 P.M		351
11:00 PM		3:45 AM		237

DUP050094560

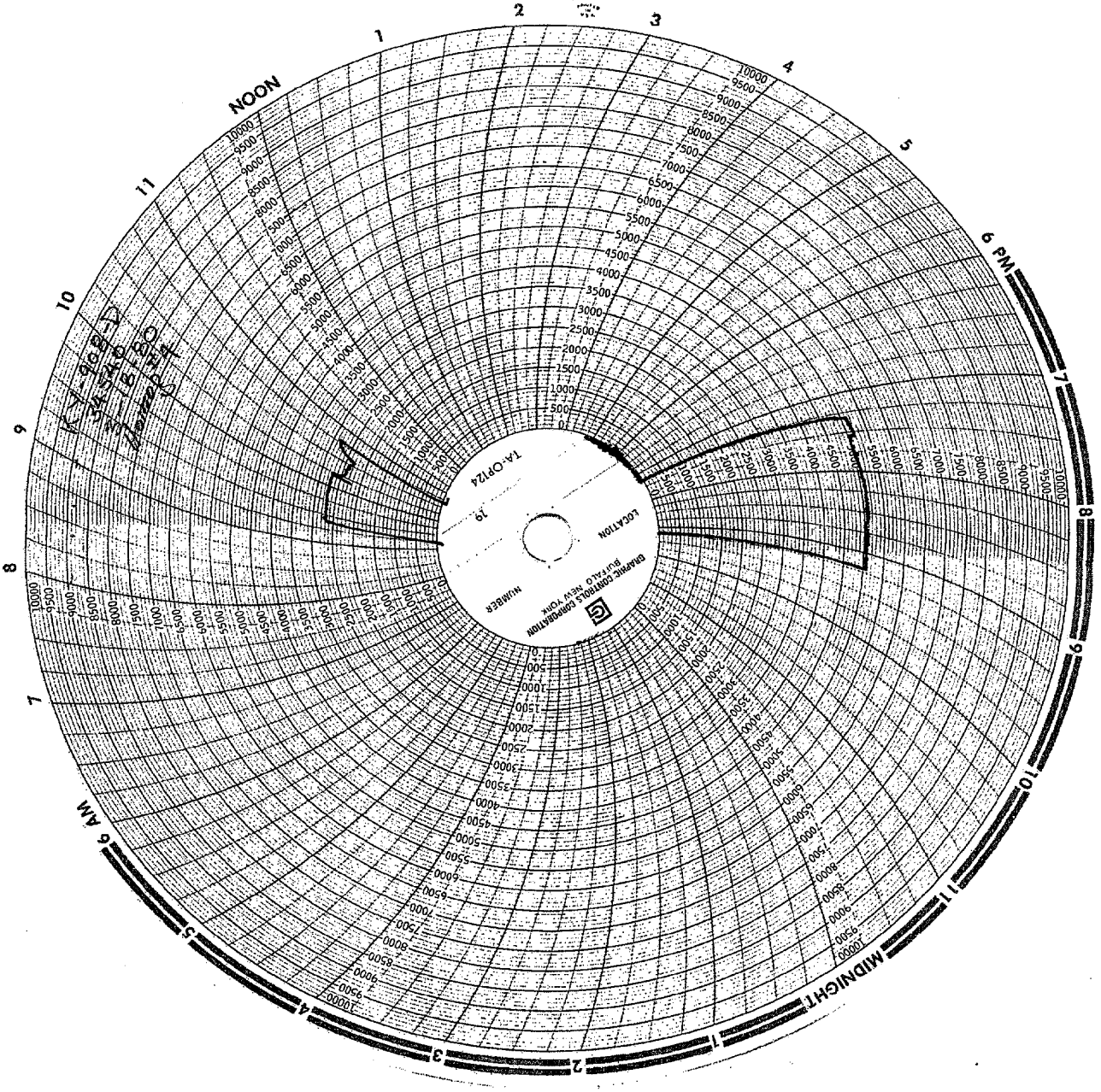

[redacted]

DUP050094561

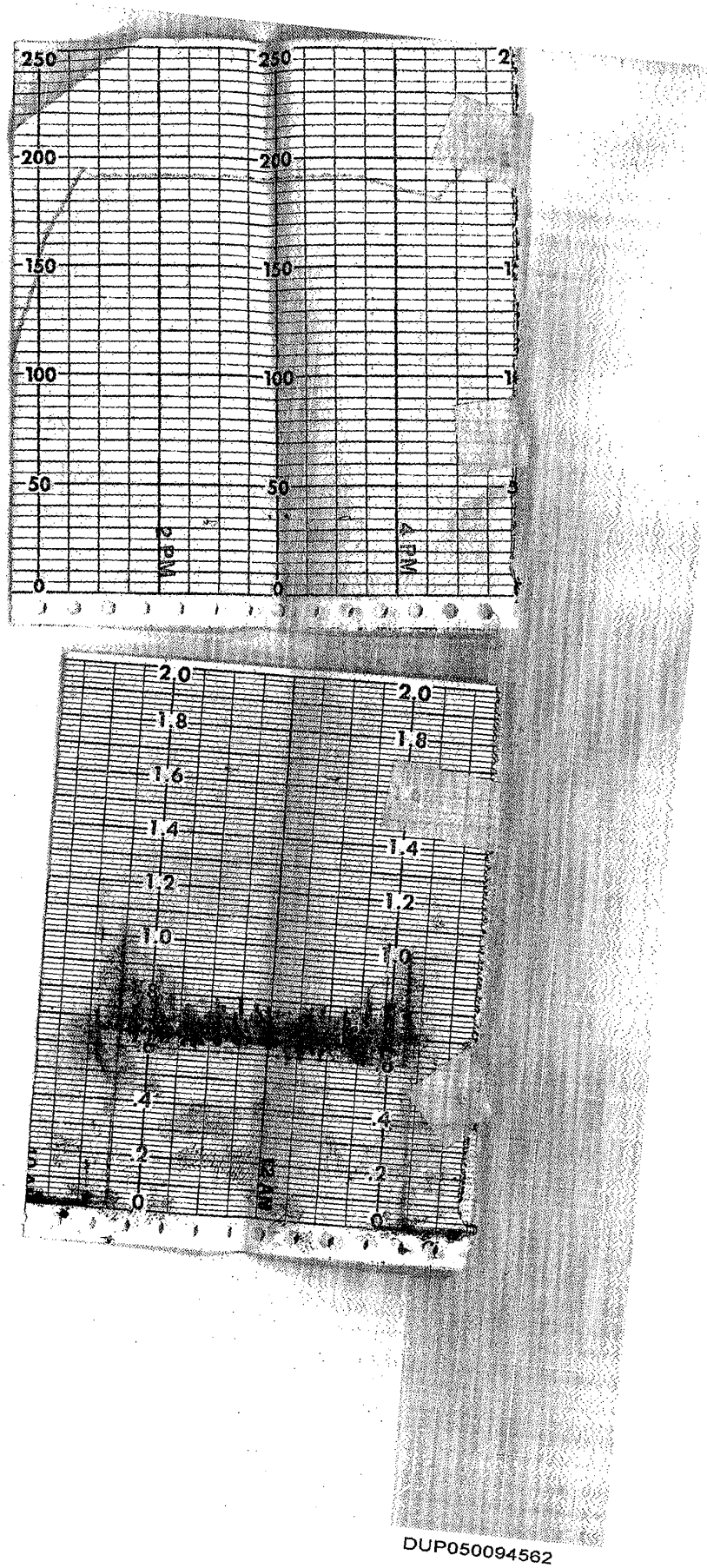

DUP050094562



BUFFALO, NEW YORK



No. 215A164

DUP050094563