Graphical Symbols for Drawings — *Heating and Ventilating*

75. Heat Transfer Surface, Plan
76. Wall Radiator, Plan
77. Wall Radiator on Ceiling, Plan
78. Unit Heater (Propeller), Plan
79. Unit Heater (Centrifugal Fan), Plan
80. Unit Ventilator, Plan

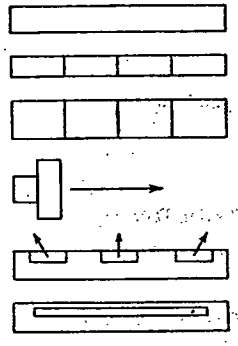

TRAPS

81. Thermostatic
82. Blast Thermostatic
83. Float and Thermostatic
84. Float
85. Boiler Return

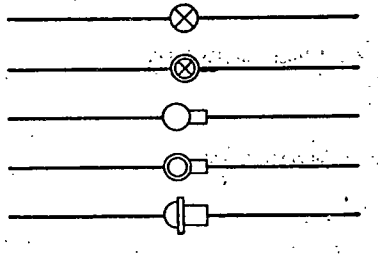

VALVES

86. Reducing Pressure
87. Air Line
88. Lock and Shield
89. Diaphragm
90. Air Eliminator
91. Strainer
92. Thermometer
93. Thermostat

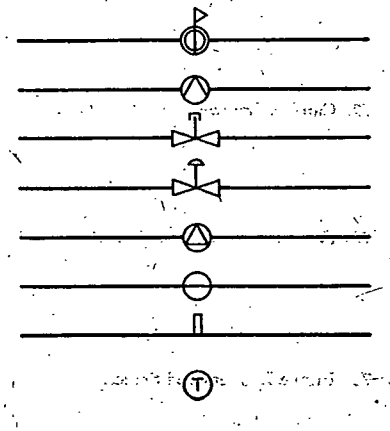

Graphical Symbols for Drawings — *Refrigerating*

94. Thermostat (Self Contained)
95. Thermostat (Remote Bulb)
96. Pressurestat
97. Hand Expansion Valve
98. Automatic Expansion Valve
99. Thermostatic Expansion Valve
100. Evaporator Press. Regulating Valve, Throttling Type
101. Evaporator Press. Regulating Valve, Thermostatic Throttling Type
102. Evaporator Press. Regulating Valve, Snap-Action Valve
103. Compressor Suction Pressure Limiting Valve, Throttling Type
104. Hand Shut Off Valve
105. Thermal Bulb
106. Scale Trap
107. Dryer
108. Strainer
109. High Side Float

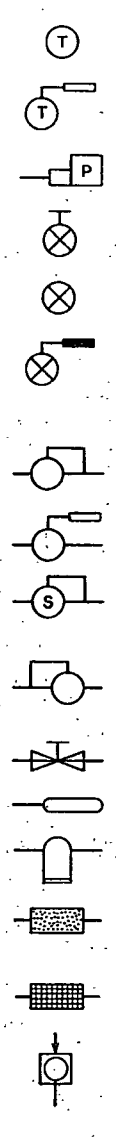

110. Low Side Float
111. Gage
112. Finned Type Cooling Unit, Natural Convection
113. Pipe Coil
114. Forced Convection Cooling Unit
115. Immersion Cooling Unit
116. Ice Making Unit
117. Heat Interchanger
118. Condensing Unit, Air Cooled
119. Condensing Unit, Water Cooled
120. Compressor
121. Cooling Tower
122. Evaporative Condenser
123. Solenoid Valve
124. Pressurestat With High Pressure Cut-Out

