PLAINTIFF'S EXHIBIT
CHV-726

105-59 Fourth Compressor Instrument Orders

Chevron BB
013191

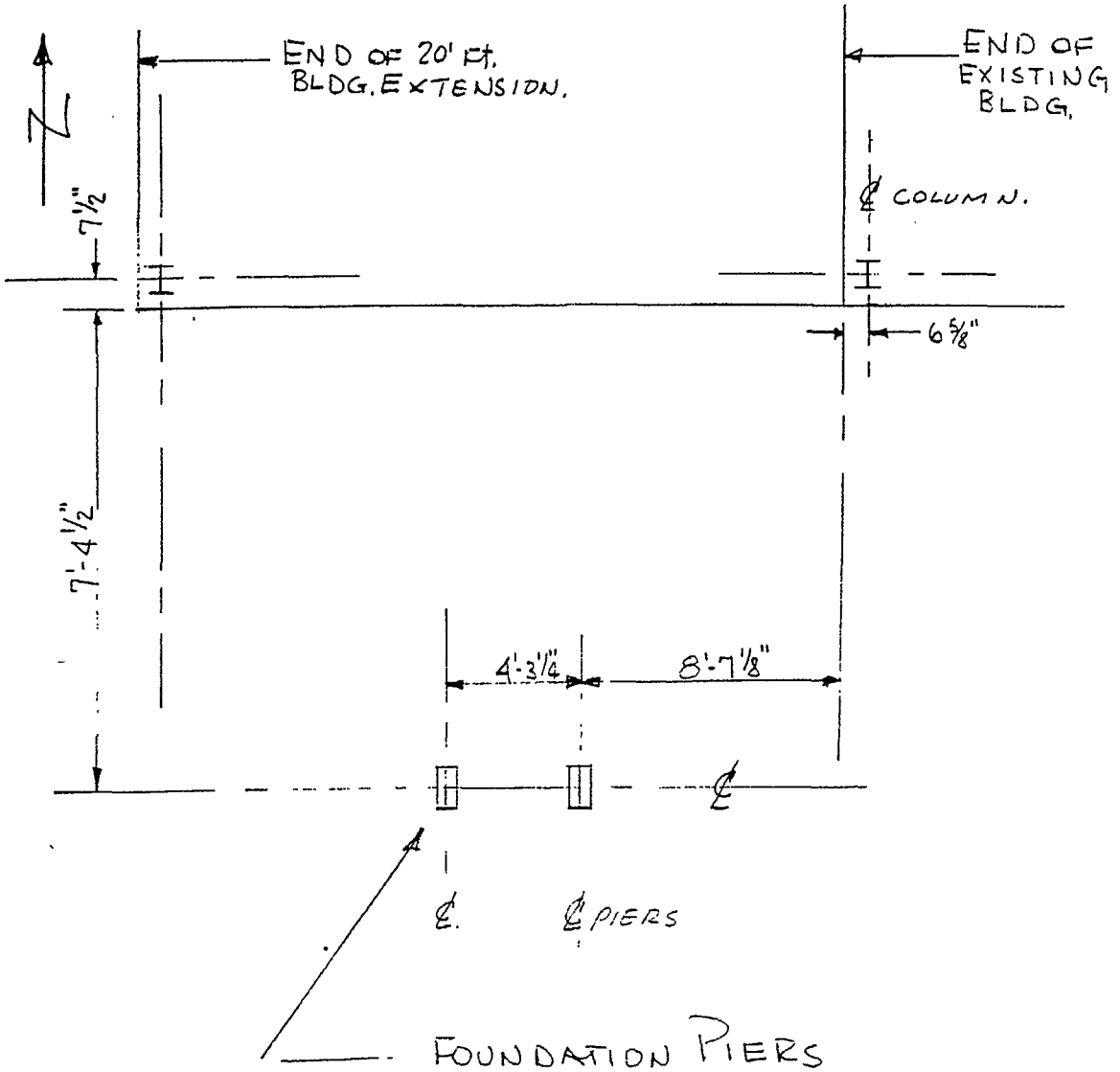

REVISIONS
4
3
2
1

SCALE

DATE 6-2-54

DR.

CH.

ENGR.

ENG. DEPT.

OPR'G. DEPT.

APPROVED

LOCATION PLAN FOR OIL COOLER & JACKET WATER COOLER. FOURTH COMPRESSOR. EL PASO REFINERY

SKETCH

0131192

GO-450E (8M-CD-8-49)

M E M O R A N D U M

San Francisco, California
June 10, 1954

Foreign Prints and Data Sheets
Fourth Compressor
G s Recovery Plant
El Paso Refinery

MR. M. P. PARET, JR.
ATTENTION: MR. J. E. HAYDEN

Attached are two (2) copies each of the following foreign prints, installation instructions, etc., for your files:

FEST-9110-1	Mercoid Switch
FEST-9110-2	" "
FEST-9110-3	" "
EST-9112-1	Relief Valves
EST-9112-2	" "
EST-9112-3	" "
EST-9116-1	Gauge Valves
EST-9116-2	" "
EST-9116-3	" "
EST-9109-1	Dial Thermometer
EST-9109-2	" "
EST-9109-3	" "
EST-9109-4	" "
EST-9109-5	" "
EST-9102-1	Intercooler and Aftercooler
FEST-9111-1	Temperature Controller
EST-9101-15	Load Test Report (Clark)
FEST-9102-1-1	Exchangers
FEST-9102-2-1	" Spec. Sheets

WLC:MC
Attachment

J. M. EVANS

cc: JKO w/o ✓

Chevron BB
013195

JKO 6/29/54.

LOCATION OF JW & OIL COOLERS, FOURTH COMPRESSOR GAS RECOVERY PLT

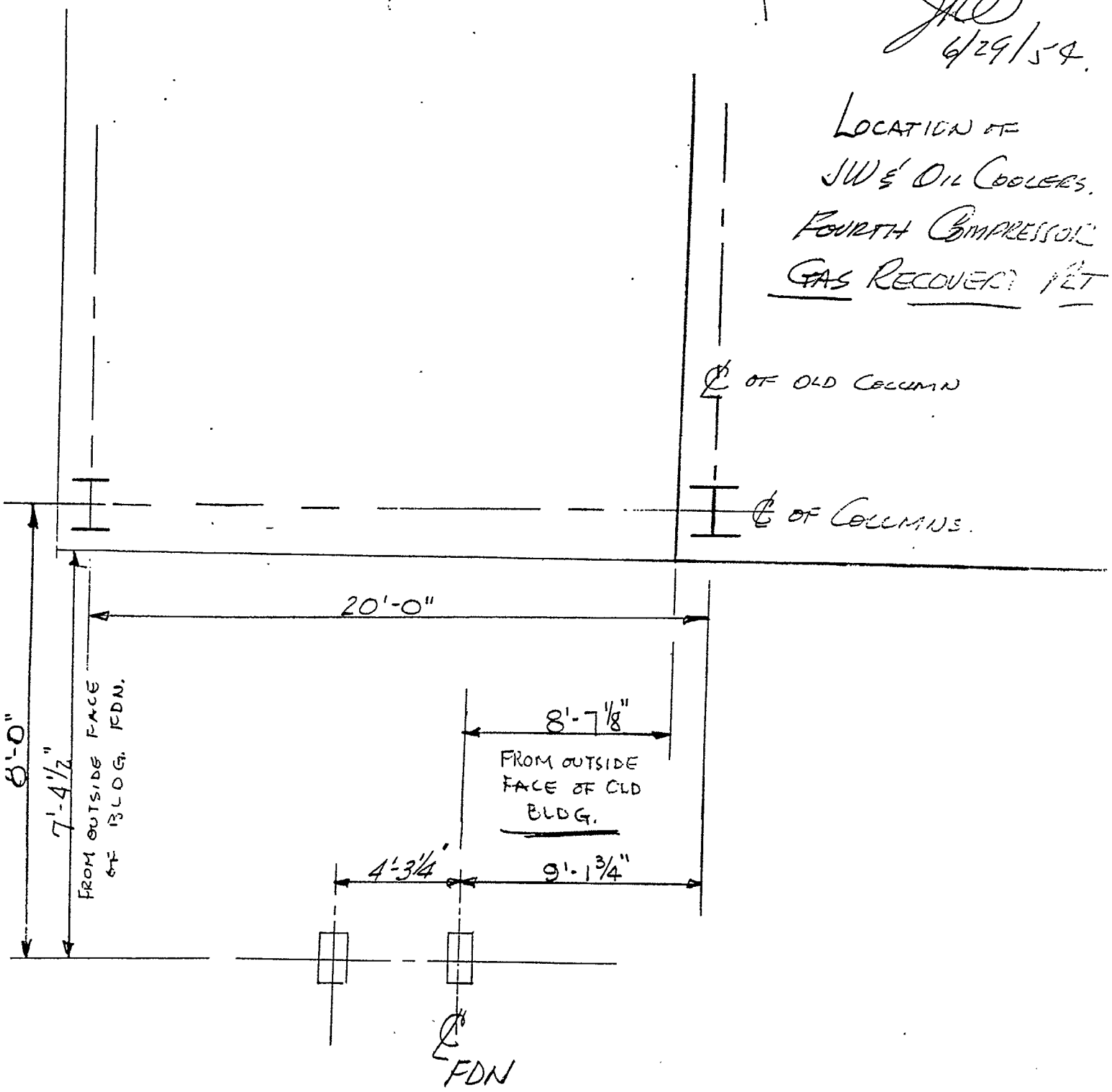

Chevron BB
013194

AIRPORTS
SOIL SURVEYS
HIGHWAYS
CONCRETE

ROBERT H. MAESE
ANALYTICAL CHEMISTS & ENGINEERS
2513 WYOMING ST. · PHONE 3-5185
EL PASO, TEXAS

DESIGN & SUPERVISION
FOODS & WATER
MATERIALS
RESEARCH

RESULTS OF TESTS

PROJECT: El Paso Refinery Addition, El Paso, Texas — DATE: 6/3/54

CONTRACTOR: J. E. Morgan & Sons — JOB NO. R-11-6

ARCHITECT OR ENGINEER — REPORT NO. 15703

REPORTED TO: Standard Oil Co. of Texas, El Paso, Texas — FOR THE ACCOUNT OF: P.O. # SOT 14757

CONCRETE CYLINDERS

Marks	Location on Job	Mix	Slump In.	W/C Ratio	DATE Made	DATE Broken	Age Days	X Section Area	Total Load Pounds	Pounds Per Sq. In.
# 2	Fdn. of Fourth Compressor, K 504	2500#	5¼		5/6	5/13	7	28.27	62,170	2199
					5/6	6/3	28	28.27	83,320	2947
					"	"	"	"	85,570	3027

REMARKS:

The above concrete meets 28-day corpressive strength test requirements for 2500# concrete.

COPIES:

Respectfully submitted,

ROBERT H. MAESE

By R. H. Maese, Testing Engineer

Chevron BB
013196

AIRPORTS
SOIL SURVEYS
HIGHWAYS
CONCRETE

ROBERT H. MAESE

ANALYTICAL CHEMISTS & ENGINEERS
2513 WYOMING ST. - PHONE 3-5185
EL PASO, TEXAS

DESIGN & SUPERVISION
FOODS & WATER
MATERIALS
RESEARCH

RESULTS OF TESTS

PROJECT El Paso Refinery Addition, El Paso, Texas

DATE 6/3/54

CONTRACTOR J. E. Morgan & Sons

JOB NO. R-11-6

ARCHITECT OR ENGINEER

REPORT NO. 15703

REPORTED TO Standard Oil Co. of Texas
El Paso, Texas

FOR THE ACCOUNT OF P.O. # SOT 14757

CONCRETE CYLINDERS

Marks	Location on Job	Mix	Slump In.	W/C Ratio	DATE Made	DATE Broken	Age Days	X Section Area	Total Load Pounds	Pounds Per Sq. In.
# 2	Fdn. of Fourth Compressor, K 504	2500#	5¼		5/6	5/13	7	28.27	62,170	2199
					5/6	6/3	28	28.27	83,320	2947
					"	"	"	"	85,570	3027

REMARKS:

The above concrete meets 28-day compressive strength test requirements for 2500# concrete.

COPIES:

Respectfully submitted,

ROBERT H. MAESE

By R. H. Maese Testing Engineer

Chevron BB
013197

AIRPORTS
SOIL SURVEYS
HIGHWAYS
CONCRETE

ROBERT H. MAESE

ANALYTICAL CHEMISTS & ENGINEERS
2513 WYOMING ST. - PHONE 3-5185
EL PASO, TEXAS

DESIGN & SUPERVISION
FOODS & WATER
MATERIALS
RESEARCH

RESULTS OF TESTS

PROJECT: El Paso Refinery Addition, El Paso, Texas
DATE: 6/3/54

CONTRACTOR: J. E. Morgan & Sons
JOB NO. R-11-6

ARCHITECT OR ENGINEER
REPORT NO. 15703

REPORTED TO: Standard Oil Co. of Texas, El Paso, Texas
FOR THE ACCOUNT OF: P.O. # SOT 14757

CONCRETE CYLINDERS

Marks	Location on Job	Mix	Slump In.	W/C Ratio	DATE Made	DATE Broken	Age Days	X Section Area	Total Load Pounds	Pounds Per Sq. I
# 2	Fdn. of Fourth Compressor, K 504	2500#	5½		5/6	5/13	7	28.27	62,170	2199
					5/6	6/3	28	28.27	83,320	2947
					"	"	"	"	85,570	3027

REMARKS:

The above concrete meets 28-day compressive strength test requirements for 2500# concrete.

COPIES:

Respectfully submitted,

ROBERT H. MAESE

By R. H. Maese, Testing Engineer

Chevron BB
013199

M E M O R A N D U M

San Francisco, California
May 18, 1954

Instrument Drawings
Fourth Compressor
Gas Recovery Plant
El Paso Refinery

MR. M. P. PARET, JR.:
ATTENTION: MR. J. E. HAYDEN

Attached are six prints of the following revised construction drawings for your files:

GB-5592-5 "Schedule for Recording and Controlling Instruments"
GB-5593-4 "Schedule for Pressure Gages, etc."

J. M. EVANS

WLC:rr
cc: Mr. J. K. Olsen
Attachment

Chevron BB
013200

ROBERT H. MAESE
ANALYTICAL CHEMISTS & ENGINEERS
2513 WYOMING ST. - PHONE 3-5185
EL PASO, TEXAS

AIRPORTS
SOIL SURVEYS
HIGHWAYS
CONCRETE

DESIGN & SUPERVISION
FOODS & WATER
MATERIALS
RESEARCH

RESULTS OF TESTS

PROJECT Fourth Compressor, K504, El Paso Refinery Addition

DATE 5/25/54

CONTRACTOR J. E. Morgan & Sons

JOB NO.

ARCHITECT OR ENGINEER

REPORT NO. 15645

REPORTED TO Standard Oil Co. of Texas
El Paso, Texas

FOR THE ACCOUNT OF P.O. #SOT 14757

CONCRETE CYLINDERS

Marks	Location on Job	Mix	Slump In.	W/C Ratio	DATE Made	DATE Broken	Age Days	X Section Area	Total Load Pounds	Pounc Per Sq. I
No. 1	Foundation of 4th Compressor, K504	2500#	4¾		4/27	5/4	7	28.27	56,080	1984
					4/27	5/25	28	28.27	80,000	2830
					"	"	"	"	83,950	2969

REMARKS:

T he above concrete meets 28-day compressive strength test requirements for 2500# concrete.

COPIES:

4

Respectfully submitted,

ROBERT H. MAESE

By R. H. Maese
R. H. Maese, Testing Engineer

Chevron BB
013202

AIRPORTS
SOIL SURVEYS
HIGHWAYS
CONCRETE

ROBERT H. MAESE

ANALYTICAL CHEMISTS & ENGINEERS
2513 WYOMING ST. - PHONE 3-5185
EL PASO, TEXAS

DESIGN & SUPERVISION
FOODS & WATER
MATERIALS
RESEARCH

RESULTS OF TESTS

PROJECT Fourth Compressor, K504, El Paso Refinery Addition

DATE 5/25/54

CONTRACTOR J. E. Morgan & Sons

JOB NO.

ARCHITECT OR ENGINEER

REPORT NO. 15645

REPORTED TO Standard Oil Co. of Texas
El Paso, Texas

FOR THE ACCOUNT OF P.O. #SOT 14757

CONCRETE CYLINDERS

Marks	Location on Job	Mix	Slump In.	W/C Ratio	DATE Made	DATE Broken	Age Days	X Section Area	Total Load Pounds	Pounds Per Sq. In.
No. 1	Foundation of 4th Compressor, K504	2500#	4¾		4/27	5/4	7	28.27	56,080	1984
					4/27	5/25	28	28.27	80,000	2830
					"	"	"	"	83,950	2969

REMARKS:

T he above concrete meets 28-day compressive strength test requirements for 2500# concrete.

COPIES:

4

Respectfully submitted,

ROBERT H. MAESE

By R. H. Maese Testing Engineer

Chevron BB
013203

AIRPORTS
SOIL SURVEYS
HIGHWAYS
CONCRETE

ROBERT H. MAESE

ANALYTICAL CHEMISTS & ENGINEERS
2513 WYOMING ST. - PHONE 3-5185
EL PASO, TEXAS

DESIGN & SUPERVISION
FOODS & WATER
MATERIALS
RESEARCH

RESULTS OF TESTS

PROJECT Fourth Compressor, K504, El Paso Refinery Addition

DATE 5/25/54

CONTRACTOR J. E. Morgan & Sons

JOB NO.

ARCHITECT OR ENGINEER

REPORT NO. 15645

REPORTED TO Standard Oil Co. of Texas
El Paso, Texas

FOR THE ACCOUNT OF P.O. #SOT 14757

CONCRETE CYLINDERS

Marks	Location on Job	Mix	Slump In.	W/C Ratio	DATE Made	DATE Broken	Age Days	X Section Area	Total Load Pounds	Pounds Per Sq. In.
No. 1	Foundation of 4th Compressor, K504	2500#	4		4/27	5/4	7	28.27	56,080	1984
					4/27	5/25	28	28.27	80,000	2830
					"	"	"	"	83,950	2969

REMARKS:

The above concrete meets 28-day compressive strength test requirements for 2500# concrete.

COPIES:

4

Respectfully submitted,

ROBERT H. MAESE

By
R. H. Maese
Testing Engineer

Chevron BB
013204

M E M O R A N D U M

San Francisco, California
May 18, 1954

Instrument Drawings
Fourth Compressor
Gas Recovery Plant
El Paso Refinery

MR. M. P. PARET, JR.:
ATTENTION: MR. J. E. HAYDEN

Attached are six prints of the following revised construction drawings for your files:

GB-5592-5 "Schedule for Recording and Controlling Instruments"
GB-5593-4 "Schedule for Pressure Gages, etc."

J. M. EVANS

WLC:rr
cc: Mr. J. K. Olsen
Attachment

Chevron BB
013207

SEND TO J. E. Hayden

APPROVE		REMARKS
COMMENT		
FILE		
HANDLE		
NOTE		
RETURN FILE		
SEE ME		
TRACE		

FROM

GO-24 (967M 7-46)

AIRPORTS
SOIL SURVEYS
HIGHWAYS
CONCRETE

ROBERT H. MAESE

ANALYTICAL CHEMISTS & ENGINEERS
2513 WYOMING ST. · PHONE 3-5185
EL PASO, TEXAS

DESIGN & SUPERVISION
FOODS & WATER
MATERIALS
RESEARCH

RESULTS OF TESTS

PROJECT El Paso Refinery Addition, El Paso, Texas

DATE 5/13/54

CONTRACTOR J. E. Morgan & Sons

JOB NO. R-11-6

ARCHITECT OR ENGINEER

REPORT NO. 15703

REPORTED TO Standard Oil Co. of Texas
El Paso, Texas

FOR THE ACCOUNT OF P.O. # SOT 14757

CONCRETE CYLINDERS

Marks	Location on Job	Mix	Slump In.	W/C Ratio	DATE Made	DATE Broken	Age Days	X Section Area	Total Load Pounds	Pounds Per Sq. In.
#2.	Fdn. of Fourth Compressor, K 504	2500#	5¼		5/6	5/13	7	28.27	62,170	2199

REMARKS:

The above concrete meets 7-day compressive strength test requirements for 2500# concrete.

COPIES:

4

Respectfully submitted,

ROBERT H. MAESE

By R. H. Maese Testing Engineer

Chevron BB
013209

AIRPORTS
SOIL SURVEYS
HIGHWAYS
CONCRETE

ROBERT H. MAESE

ANALYTICAL CHEMISTS & ENGINEERS
2513 WYOMING ST. - PHONE 3-5185
EL PASO, TEXAS

DESIGN & SUPERVISION
FOODS & WATER
MATERIALS
RESEARCH

RESULTS OF TESTS

PROJECT El Paso Refinery Addition, El Paso, Texas — DATE 5/13/54

CONTRACTOR J. E. Morgan & Sons — JOB NO. R-11-6

ARCHITECT OR ENGINEER — REPORT NO. 15703

REPORTED TO Standard Oil Co. of Texas, El Paso, Texas — FOR THE ACCOUNT OF P.O. # SOT 14757

CONCRETE CYLINDERS

Marks	Location on Job	Mix	Slump In.	W/C Ratio	DATE Made	DATE Broken	Age Days	X Section Area	Total Load Pounds	Pounds Per Sq. In.
#2	Fdn. of Fourth Compressor, K 504	2500#	5¼		5/6	5/13	7	28.27	62,170	2199

REMARKS:

The above concrete meets 7-day compressive strength test requirements for 2500# concrete.

COPIES:

4

Respectfully submitted,

ROBERT H. MAESE

By R. H. Maese Testing Engineer

Chevron BB
013210

AIRPORTS
SOIL SURVEYS
HIGHWAYS
CONCRETE

ROBERT H. MAESE

ANALYTICAL CHEMISTS & ENGINEERS
2513 WYOMING ST. - PHONE 3-5185
EL PASO, TEXAS

DESIGN & SUPERVISION
FOODS & WATER
MATERIALS
RESEARCH

RESULTS OF TESTS

PROJECT El Paso Refinery Addition, El Paso, Texas — DATE 5/13/54

CONTRACTOR J. E. Morgan & Sons — JOB NO. R-11-6

ARCHITECT OR ENGINEER — REPORT NO. 15703

REPORTED TO Standard Oil Co. of Texas, El Paso, Texas — FOR THE ACCOUNT OF P.O. # SOT 14757

CONCRETE CYLINDERS

Marks	Location on Job	Mix	Slump In.	W/C Ratio	DATE Made	DATE Broken	Age Days	X Section Area	Total Load Pounds	Pounds Per Sq. In
#2	Fdn. of Fourth Compressor, K 504	2500#	5¼		5/6	5/13	7	28.27	62,170	2199

REMARKS:

The above concre e meets 7-day compressive strength test requirements for 2500# concrete.

COPIES:

4

Respectfully submitted,

ROBERT H. MAESE

By _____
R. H. Maese Testing Engineer

Chevron BB
013211

AIRPORTS
SOIL SURVEYS
HIGHWAYS
CONCRETE

ROBERT H. MAESE
ANALYTICAL CHEMISTS & ENGINEERS
2513 WYOMING ST. - PHONE 3-5185
EL PASO, TEXAS

DESIGN & SUPERVISION
FOODS & WATER
MATERIALS
RESEARCH

RESULTS OF TESTS

PROJECT El Paso Refinery Addition, El Paso, Texas

DATE 5/13/54

CONTRACTOR J. E. Morgan & Sons

JOB NO. R-11-6

ARCHITECT OR ENGINEER

REPORT NO. 15703

REPORTED TO Standard Oil Co. of Texas
El Paso, Texas

FOR THE ACCOUNT OF P.O. # SOT 14757

CONCRETE CYLINDERS

Marks	Location on Job	Mix	Slump In.	W/C Ratio	DATE Made	DATE Broken	Age Days	X Section Area	Total Load Pounds	Pounds Per Sq. In.
#2	Fdn. of Fourth Compressor, K 504	2500#	5¼		5/6	5/13	7	28.27	62,170	2199

REMARKS:

The above concre e meets 7-day compressive strength test requirements for 2500# concrete.

COPIES:

4

Respectfully submitted,

ROBERT H. MAESE

By R. H. Maese Testing Engineer

Chevron BB
013212

MEMORANDUM GO-144

K. Olsen 5-7 1954

W H Cowger

Fourth Compressor OUR FILE

El Paso Refinery. YOUR FILE

Refer wire from M.P.P. Jr
his date requesting 3 additional
rints of dwg PA-10103-1 rush.
Got these too late to get letter
off to M.P.P. Jr. Please see that
the sender of the tel. recieves
them. Thanks.

Chevron BB
013213

SEND TO ~~J. E. Hayden~~ KU

APPROVE		REMARKS
COMMENT		
FILE		
HANDLE		
NOTE		
RETURN FILE		
SEE ME		
TRACE		

FROM

GO-24 (967M 7-46)

AIRPORTS
SOIL SURVEYS
HIGHWAYS
CONCRETE

ROBERT H. MAESE

ANALYTICAL CHEMISTS & ENGINEERS
2513 WYOMING ST. · PHONE 3-5185
EL PASO, TEXAS

DESIGN & SUPERVISION
FOODS & WATER
MATERIALS
RESEARCH

RESULTS OF TESTS

PROJECT Fourth Compressor, K504 , EL Paso Refinery Addition — DATE 5/4/54

CONTRACTOR J. E. Morgan & Sons — JOB NO.

ARCHITECT OR ENGINEER — REPORT NO. 15645

REPORTED TO Standard Oil Co. of Texas, El Paso, Texas — FOR THE ACCOUNT OF P.O. #SOT 14757

CONCRETE CYLINDERS

Marks	Location on Job	Mix	Slump In.	W/C Ratio	DATE Made	DATE Broken	Age Days	X Section Area	Total Load Pounds	Pounds Per Sq. In.
No.1	Foundation of 4th Compressor, K504	2500#	4 3/4		4/27	5/4	7	28.27	56,080	1984

REMARKS:

The above concrete meets 7-day compressive strength test requirements for 2500# concrete.

COPIES:

4

Respectfully submitted,

ROBERT H. MAESE

By R. H. Maese, Testing Engineer

Chevron BB
013215

AIRPORTS
SOIL SURVEYS
HIGHWAYS
CONCRETE

ROBERT H. MAESE

ANALYTICAL CHEMISTS & ENGINEERS
2513 WYOMING ST. · PHONE 3-5185
EL PASO, TEXAS

DESIGN & SUPERVISION
FOODS & WATER
MATERIALS
RESEARCH

RESULTS OF TESTS

PROJECT Fourth Compressor, K504 , El Paso Refinery Addition DATE 5/4/54

CONTRACTOR J. E. Morgan & Sons JOB NO.

ARCHITECT OR ENGINEER REPORT NO. 15645

REPORTED TO Standard Oil Co. of Texas
El Paso, Texas FOR THE ACCOUNT OF P.O. #OT 14757

CONCRETE CYLINDERS

Marks	Location on Job	Mix	Slump In.	W/C Ratio	DATE Made	DATE Broken	Age Days	X Section Area	Total Load Pounds	Pounds Per Sq. In
No.1	Foundation of 4th Compressor, K504	2500#	4¾		4/27	5/4	7	28.27	56,080	1984

REMARKS:

The above concrete meets 7-day compressive strength test requirements for 2500# concrete.

COPIES:

4

Respectfully submitted,

ROBERT H. MAESE

By R. H. Maese Testing Engineer

Chevron BB
013216

AIRPORTS
SOIL SURVEYS
HIGHWAYS
CONCRETE

ROBERT H. MAESE

ANALYTICAL CHEMISTS & ENGINEERS
2513 WYOMING ST. - PHONE 3-5185
EL PASO, TEXAS

DESIGN & SUPERVISION
FOODS & WATER
MATERIALS
RESEARCH

RESULTS OF TESTS

PROJECT Fourth Compressor, K504 , El Paso Refinery Addition DATE 5/1/54

CONTRACTOR J. E. Morgan & Sons JOB NO.

ARCHITECT OR ENGINEER REPORT NO. 15615

REPORTED TO Standard Oil Co. of Texas
El Paso, Texas FOR THE ACCOUNT OF P.O. #30T 14757

CONCRETE CYLINDERS

Marks	Location on Job	Mix	Slump In.	W/C Ratio	DATE Made	DATE Broken	Age Days	X Section Area	Total Load Pounds	Pour Pe Sq.
No.1	Foundation of 4th Compressor, K504	2500#	4¾		4/27	5/4	7	28.27	56,080	1984

REMARKS:

The above concrete meets 7-day compressive strength test requirements for 2500# concrete.

COPIES:

4

Respectfully submitted,

ROBERT H. MAESE

By R. H. Maese Testing Engineer

Chevron BB
013217

AIRPORTS
SOIL SURVEYS
HIGHWAYS
CONCRETE

ROBERT H. MAESE

ANALYTICAL CHEMISTS & ENGINEERS
2513 WYOMING ST. - PHONE 3-5185
EL PASO, TEXAS

DESIGN & SUPERVISION
FOODS & WATER
MATERIALS
RESEARCH

RESULTS OF TESTS

PROJECT Fourth Compressor, K504, El Paso Refinery Addition DATE 5/4/54

CONTRACTOR J. E. Morgan & Sons JOB NO.

ARCHITECT OR ENGINEER REPORT NO. 15645

REPORTED TO Standard Oil Co. of Texas
El Paso, Texas FOR THE ACCOUNT OF P.O. #SOT 14757

CONCRETE CYLINDERS

Marks	Location on Job	Mix	Slump In.	W/C Ratio	DATE Made	DATE Broken	Age Days	X Section Area	Total Load Pounds	Pounds Per Sq. In
No.1	Foundation of 4th Compressor, K504	2500#	4"		4/27	5/4	7	28.27	56,080	1984

REMARKS:

The above concrete met 7-day compressive strength test requirements for 2500# concrete.

COPIES:

4

Respectfully submitted,

ROBERT H. MAESE

Chevron BB
013218

By R. H. Maese Testing Engineer

1141 STD OIL GA PLS

MSG 2 1101 AM

STD OF TEX EP291, EL PASO TEXAS 5-7-54

J. M. EVANS

ATTEN- W. L. COWGER

SAN FRANCISCO,

CALIFORNIA

REQUIRE THREE ADDITIONAL PRINTS PA-10103-1, PLEASE FORWARD IMMEDIATELY.

M. P. PARET, JR.

END 1102 AM

ENDM

TELETYPEWRITER MESSAGE

DATE May 7, 1954

W. M. EVANS
ATTENT M. L. CONGER
SAN FRANCISCO, CALIFORNIA

REQUIRE THREE ADDITIONAL PRINTS PA-10103-1, PLEASE FORWARD IMMEDIATELY.

Charge To R-11

Sent By JKO

Copy To

SCHEDULED CALLS

Houston	10:30 2:30	Next Scheduled Call
San Francisco	10:30 3:00	Immediately X
Snyder	10:30 2:15	Be ore
All Others	10:45 2:45	Any Time Today

SIGNATURE M. P. PARET, JR.

Chevron BB
013220

MEMORANDUM GO-144

W. L. Cowger. May 4 1954

FROM J. K. Olsen

SUBJECT: Drawing Approval OUR FILE:

Piping Layout - 4th Compressor YOUR FILE:

El Paso Refinery

Attached is one print each of drawings PA-10104 and PA-10105 covering piping plan and elevations for the Fourth Compressor. These prints have been marked to show the comments and requested revisions made by Messrs Mustain, Hudson and Hurt following their review. Please revise drawings accordingly and order the additional instrument requested.

The spool drawings which are affected by the changes shown hereon have been held and will not be fabricated until revised drawings are rec'd.

JKO 5/4/54

Chevron BB
013221

WHEN REPLY IS REQUIRED, FORWARD ORIGINAL AND ONE COPY. GO-144 (50M-10-53)

JKO

M E M O R A N D U M

San Francisco, California
April 28, 1954

Index for Piping Details
Fourth Compressor
Gas Recovery Plant
El Paso Refinery

MR. M. P. PARET, JR.:
ATTENTION: MR. J. E. HAYDEN

Attached are six prints of Drawing PE-10106-0 "Index for Piping Details, Compressor House Area 'A'."

J. M. EVANS

WLC:JES
Attachments

Chevron BB
013222

MEMORANDUM GO-144

TO W. L. Conger 4-29 1954

FROM J. K. Olsen

SUBJECT: Piping Dwg PA-10104-0 OUR FILE

~~Fourth~~ Compressor - Gas Rec'y YOUR FILE

El Paso Refinery

Attached is one print of dwg PA-10104-0 which has been marked to show two lines not originally shown on Catalytic's piping layouts. Suggest you revise the tracing to show these lines for future reference. We will accurately locate them in the field to match existing equipment.

I have also indicated box location on water surge tank for gauge glass. Refinery management ~~has~~ requested the installation of this glass.

J K O 4/29

Chevron BB
013223

MEMORANDUM GO-144

TO J. M. Baker 4-29 1954

FROM L. K. Olsen

SUBJECT: Piping Materials — OUR FILE

Fourth Compressor - Gas Recovery — YOUR FILE

El Paso Refinery

Attached is one print of Piping List of Material PB-10142-0 showing piping material not included on Spool Sheets transmitted on 4-28.

Please review this list of material and return print marked to show what material is available in Maintenance stock.

Gas Transmission advised today that requisition EST-9114 and EST-9115 covering piping material have been mailed.

Chevron BB
013224

MIN

SF 1141 SOCO SANFRAN APR 29 152 1954

M P PARET, JR.

SOTEX EP

ATTN J E HAYDEN

FOURTH COMPRESSOR MATERIAL ORDERS EST-9114 AND EST-9115 MAILED TODAY.

ITEM L329, DRAWING PB-10142-0, SHOULD READ ONE REQUIRED INSTEAD OF TWO.

J M EVANS

EST-9114 EST-9115 L329 PB-10142-0

Chevron BB
013225

M E M O R A N D U M

San Francisco, California
April 28, 1954

Index for Piping Details
Fourth Compressor
Gas Recovery Plant
El Paso Refinery

MR. M. P. PARET, JR.:
ATTENTION: MR. J. E. HAYDEN

Attached are six prints of Drawing PE-10106-0 "Index for Piping Details, Compressor House Area 'A'."

J. M. EVANS

WLC:JES
Attachments
cc: JKO
WLC

Chevron BB
013226

JKD

M E M O R A N D U M

San Francisco, California
April 23, 1954

Instruments
Fourth Compressor
Gas Recovery Plant
El Paso Refinery

MR. M. P. PARET, JR.:
ATTENTION: MR. J. E. HAYDEN

Attached are six prints each of the following drawings revised to include instruments requisitioned for the fourth compressor:

GB-5592-4 - Schedule for Pressure and Temperature Instruments
GB-5593-3 - Schedule for Pressure Gages, Temperature Points, and Gage Glasses.

We do not have the original schedule for the relief valves.

J. M. EVANS

WLC:JES
Attachments

Chevron BB
013227

CALCULATION SHEET GO-144-2

PROJECT No. _____ SHEET No. _____

TITLE _____ INITIALS _____

SUBJECT _____ DATE _____

FLOOR LINE:
TOP OF K503 PIER - 3.20
TOP OF K504 FORM - 3.16

-0.04 ± 1/2"

FLOOR LINE -
TOP OF NEW PAD. 4.46
8.46
4'-0"

3.16
2.645
0.515

3.16
2.645
0.51

ELEVATION CHECK ON FOUNDATION FORM FOR K504 - 4-29-14

Chevron BB
013228

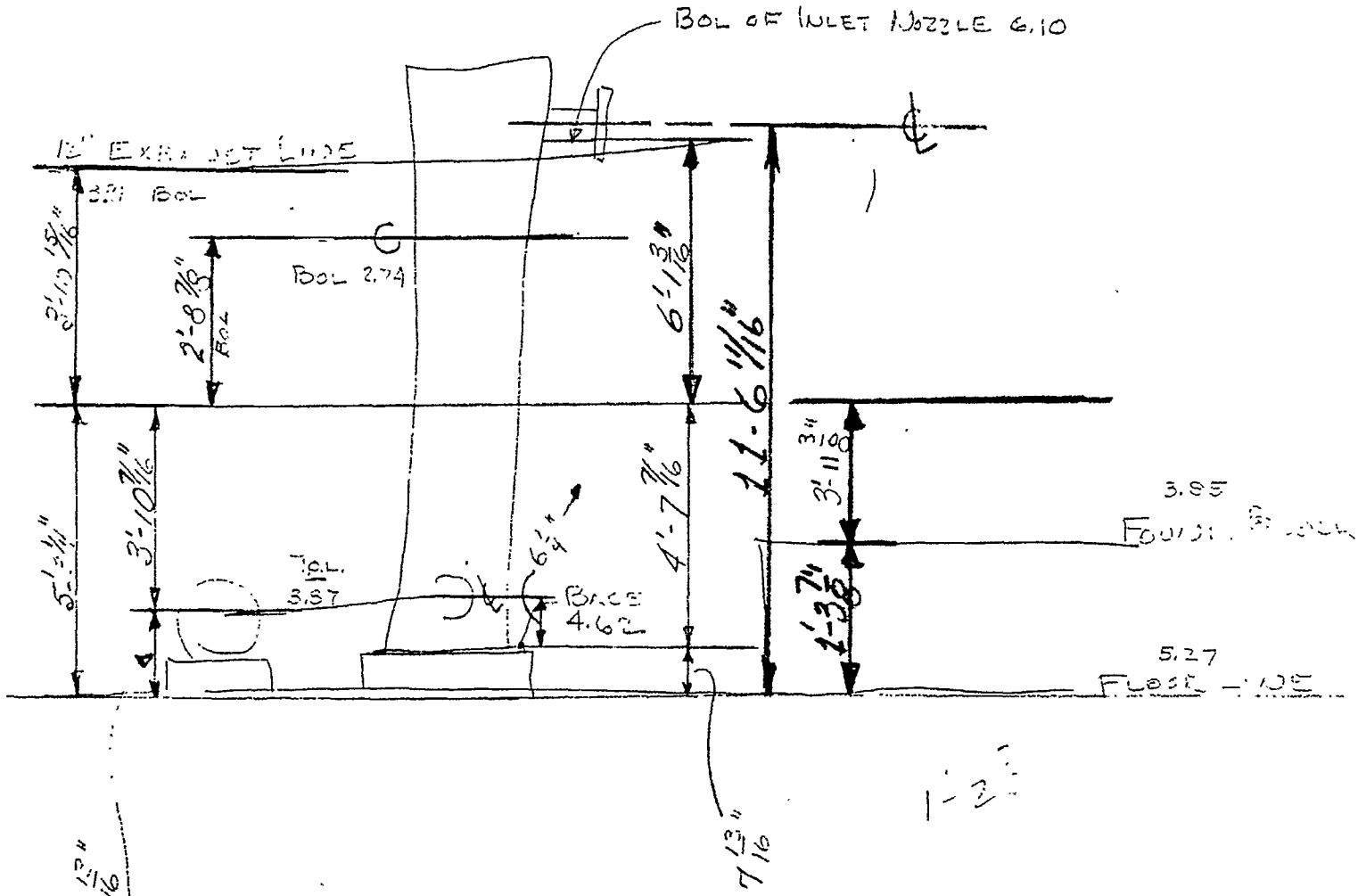

Chevron BB
013229

MEMORANDUM

San Francisco, California
April 26, 1954

Compressor Piping Drawings
Fourth Compressor
Gas Recovery Plant
El Paso Refinery

MR. M. P. PARET, JR.:
ATTENTION: MR. J. E. HAYDEN

Attached are six prints each of the following piping drawings for the Compressor House Area "A":

PA-10104-0	- Plan of Piping K-504 Compressor House Area "A".
PA-10105-0	- Elevation of Piping K-504 Compressor House Area "A"
GA-5629-5	- Piping Compressor House Area "A" Section Details
PB-10142-0	- List of Material for Drawings PA-10104, PA-10105, GA-5629-5.
PE-10107 to PE-10141 inclusive	- Piping Detail Sheets
PE-10143	- Piping Detail Sheet

We are sending you the full complement of drawings required for construction. If, however, after your review, revisions are found necessary, we will reissue the drawings upon receipt of an approved print from your office with revisions shown thereon.

J. M. EVANS

WLC:JES
Attachments
cc: JKO w/1
WLC

Chevron BB
013230

M E M O R A N D U M

San Francisco, California
April 27, 1954

Support Piers - Oil and
JW Coolers
Fourth Compressor
Gas Recovery Plant
El Paso Refinery

MR. M. P. PARET, JR.:
ATTENTION: MR. J. E. HAYDEN

Attached are six prints of Drawing PE-10144-C, "Piers for Oil Cooler and Jacket Water Cooler." The location of these footings is shown on Drawing PA-10104.

J. M. EVANS

WLC:JES
Attachments
cc: JKO w/1
WLC

Chevron BB
013231

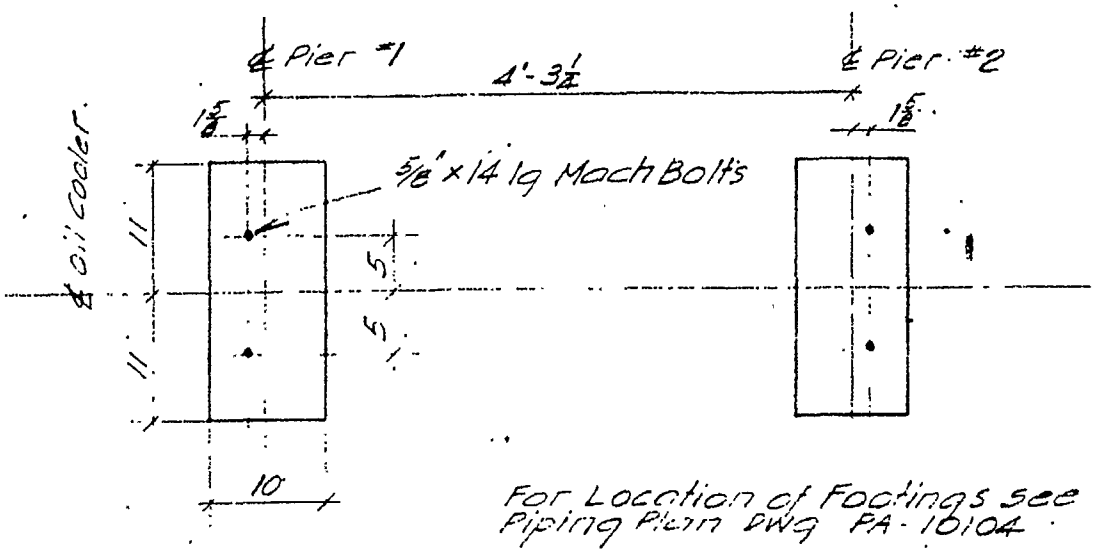

For Location of Footings see Piping Plan Dwg PA-10104.

PLAN

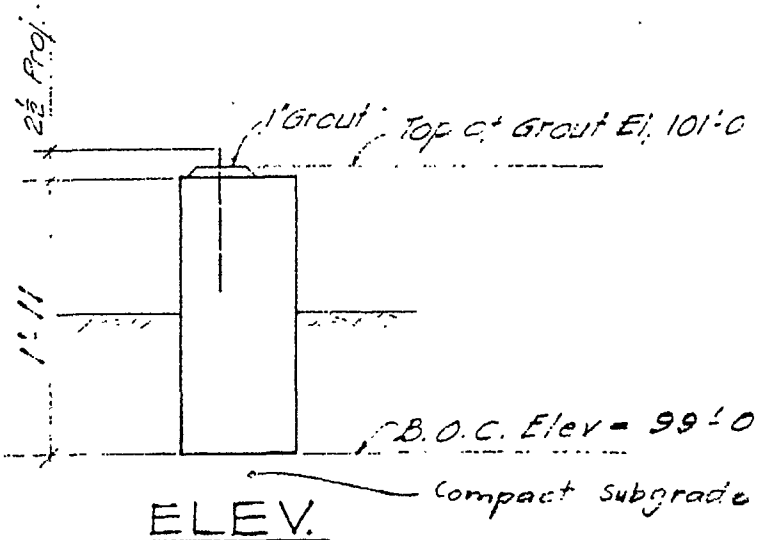

NOTE:
Materials to be ordered in field.

ELEV.

Pier #1 as shown;
Pier #2 Opp Hand.

NOTE Conc shall be proportioned for a min compressive strength in 28 days of 3000 psi.

REFERENCE DRAWINGS	
Outline of Oil Cooler	F-EST-K-9101-3
Piping Plan	PA-10104
Concrete Placing & Curing Spec.	E-850

REVISIONS
4 3 2 1

SCALE 3/4" = 1'-0"
DATE 4-22-1954
DR. E.F.
CH. H.E.N.
ENGR.
ENG. DEPT.
OPR'G. DEPT.
APPROVED

PIERS FOR OIL COOLER & J.W. COOLER
COMPRESSOR HOUSE - AREA A
FOURTH COMPRESSOR
GAS RECOVERY PLANT EL PASO REF

PE-10144-0

Chevron BB
013232

GO-450E (8M-CD-8-49)

MEMORANDUM GO-144

TO J. M. BAKER 4-28 1954

FROM J. K. OLSEN

SUBJECT: MATERIAL ISSUE OUR FILE

PIPE SPOOLS - FOURTH COMP. YOUR FILE

EL PASO REFINERY.

ATTACHED ARE PRINTS OF THE FOLLOWING PIPING DETAIL DRWGS.

PE10109-0
PE10110-0
PE10112-0
PE10114-0 TO PE10141-0 INCLUSIVE
PE10143-0

BROWN-OLDS WILL DO THE FABRICATING. PLEASE UTILIZE THE ATTACHED PRINTS TO MAINTAIN CONTROL OF MAT'L. DO NOT ISSUE ANY MATERIAL NOT CALLED FOR ON THE DRWGS, AND BE SURE CHECK OFF THE MATERIAL AS ISSUED.

YOU WILL NOTE THAT ALL PIPING MAT'L WILL BE REQUISITIONED ON EST-9115. PLEASE ISSUE FROM STOREHOUSE STOCK UNTIL THIS MATERIAL ARRIVES.

MATERIAL CHG - R. 11-3

WHEN REPLY IS REQUIRED, FORWARD ORIGINAL AND ONE COPY. GO-144 (46M-10-48)

MEMORANDUM GO-144

TO Mr. E.C. Hurt 4-27 1954

FROM Mr. J.E. Hayden

SUBJECT: Piping Layout - Fourth Compressor - Gas Recovery El Paso Refinery.

OUR FILE

YOUR FILE

Attached for your review and approval is one print each of the following listed drawings:

PA-10104-0 - Plan of Piping - Compressor K-504
PA-10105-0 - Elevations of Piping - Compr. K504

Please indicate your approval or comments in Red on these prints and return at your earliest convenience. Fabrication of pipe spools is presently underway.

JEH 4/27

Chevron BB
013234

M E M O R A N D U M

San Francisco, California
April 23, 1954

Instruments
Fourth Compressor
Gas Recovery Plant
El Paso Refinery

MR. M. P. PARET, JR.:
ATTENTION: MR. J. E. HAYDEN

Attached are six prints each of the following drawings revised to include instruments requisitioned for the fourth compressor:

CB-5592-4 - Schedule for Pressure and Temperature Instruments
CB-5593-3 - Schedule for Pressure Gages, Temperature Points, and Gage Glasses.

We do not have the original schedule for the relief valves.

J. M. EVANS

WLC:JES
Attachments
cc: JKO
WLC

Chevron BB
013235

4/26/54

Spool sheets
PE-10107 to 10141 incl
and PE-10143 will be in
mail tomorrow

M Bowyer

Chevron BB
013236

M E M O R A N D U M

San Francisco, California
April 26, 1954

Compressor Piping Drawings
Fourth Compressor
Gas Recovery Plant
El Paso Refinery

MR. M. P. PARET, JR.:
ATTENTION: MR. J. E. HAYDEN

Attached are six prints each of the following piping drawings for the Compressor House Area "A":

PA-10104-0	- Plan of Piping K-504 Compressor House Area "A".
PA-10105-0	- Elevation of Piping K-504 Compressor House Area "A"
GA-5629-5	- Piping Compressor House Area "A" Section Details
PB-10142-0	- List of Material for Drawings PA-10104, PA-10105, GA-5629-5.
PE-10107 to PE-10141 inclusive	- Piping Detail Sheets
PE-10143	- Piping Detail Sheet

We are sending you the full complement of drawings required for construction. If, however, after your review, revisions are found necessary, we will reissue the drawings upon receipt of an approved print from your office with revisions shown thereon.

J. M. EVANS

WLC:JES
Attachments

Chevron BB
013237

M E M O R A N D U M

San Francisco, California
April 23, 1954

Walkway Supports
Fourth Compressor
Gas Recovery Plant
El Paso Refinery

MR. M. P. PARET, JR.:
ATTENTION: MR. J. E. HAYDEN

Please refer to the memorandum from J. K. Olsen to W. L. Cowger dated April 16, 1954, regarding the location of walkway support legs. Moving the legs in question one foot to the west, as suggested, would foul the compressor piping. The 10 ft 0 in. dimension to the legs should have been 9 ft 0 in.

Attached are six prints of Drawing GA-5533-3, revised to correct this dimension.

J. M. EVANS

WLC:JES
Attachments

Chevron BB
013238

MEMORANDUM GO-144

TO JKOlsen 4-20 1954

FROM MOHC

SUBJECT: Walkway Pipe Supports. OUR FILE
4th Compressor YOUR FILE
El Paso Refinery.

Recd. your memo of 4-16 re: revision of dimensions on Dwg GA-5533-2. "Extension of Pipe Trench". Can't do it the way you indicated as it interferes with piping. Therefore we are moving the support legs on the walkway instead. Prints and order rev. #1 in mail.

Ill have piping dwgs and material list to you in a few days now. Spool sheets are about finished.

RECD 4-21 - NOTIFIED WHITNEY OF DARBY SIMILE IMMEDIATELY.

JKO 4/21

Chevron BB
013239

JKO

MEMORANDUM GO-144

~~J.E. HAYDEN~~ 4-16 1954.

M J. K. OLSEN

ECT: UNDERGROUND LINES — OUR FILE

FOURTH COMPRESSOR — YOUR FILE

GAS REC'Y - EL PASO.

FOR THE RECORD, I HAVE CHECKED THE FOLLOWING DRWGS FOR UNDERGROUND LINES WHICH MIGHT CAUSE US TROUBLE IN DIGGING THE FOUNDATION FOR COMPRESSOR AND PIPE TRENCH EXT.

DRWG NO	TITLE	REMARKS -
GA-5014-4	ELECT. UN.GD. LAYOUT - AR. #4	NONE.
GA-5019-3	ELECT. LAYOUT - LIGHTING "	NONE
* GA-5075-2	GROUNDING PLAN	CHECK IN FLD. POSSIBLE INTERFERENCE WITH #2/0 GRD WIRE
GA-5000-7	PLOT PLAN	NONE
* GA-5009-6	PLAN - UNDER GD PIPING	SEWER LINE AND FIRE LINE
* GA-5079-3	SEWERS " " AREA #4.	

I ALSO CHECKED THE DRWGS IN THE GAS RECOVERY PHOTOSTAT BOOK - BUT NOTHING TURNED-UP.

Good ~~Luck~~ JKO 4/16

WRITTEN REPLY IS REQUIRED. FORWARD ORIGINAL AND ONE COPY. GO-144 (46M-10-48)

Chevron BB
013240

MEMORANDUM

April 15, 1954

~~J D Cole~~

Work Permit
4th Compressor, Gas Recovery Plt.
El Paso Refinery

PPM
WHH

Please attach your written comments & return to
EEH

E. C. HURT

J. D. COLE

We plan to commence excavation for the foundations for the Fourth Compressor, Compressor House Extension and Pipe Trench Extension on Monday, April 19, 1954 at 8:00 A. M. This work will be confined to an area approximately 30' wide and 50' long directly west of the existing compressor installation. Work will be conducted 8 hours per day, 5 days a week and should continue for a period of at least 3 weeks.

If there are any particular safety precautions to be taken to clear this area for work, please advise at once. Also, we request that this area be checked each morning prior to 8:00 A. M. by the Safety Inspector.

NOTED
APR 19 1954
J. D. COLE

J. E. HAYDEN

JKO:dp

cc: J. H. Kitchen
J. K. Olsen

WE BELIEVE IN ADDITION TO THE ABOVE THAT A FIRE WATCH IS WARRENTED WHILE THIS WORK IS IN PROGRESS BECAUSE THEY PLAN TO USE A POWER SHOVEL ALTHOUGH THEY HAVE AGREED TO KEEP THE MOTOR END OF THE MACHINE AS FAR FROM THE COMPRESSOR HOUSE AS IS PRACTICAL AND STILL BE ABLE TO DIG. (THEY PLAN TO CHIP CONCRETE AT THE BASE OF THE WEST WALL. THEY WILL HAVE TO CUT REINFORCING RODS.) THEY SAY THAT THEY WILL LOCATE ALL KNOWN LINES BEFORE DIGGING IS STARTED. ONE KNOWN LINE IS FRESH WATER. THERE ARE NO VALVES BETWEEN IT AND THE MAIN FIRE LINE THAT SUPPLIES WATER TO THE HCL-ALKY AREA EXCEPT AT PUMP HOUSE AND EAST OF THE THERMAL CRACKER.

PRECAUTIONS SUCH AS IMMEDIATE SHUT DOWN IN CASE OF HAZARDOUS CONDITIONS WERE AGREED UPON. PROVISION OF SMOKING

Chevron BB
013241

POST OTHER THAN THAT PROVIDED FOR OPERATORS WAS DISCUSSED.

AS THE JOB PROGRESSES AND THE E. E TRENCH WALL IS CUT THERE IS THE EVER PRESENT POSSIBILITY OF GETTING H_2S IN THE PIT WHERE STEEL IS BEING PLACED.

A ~~FIRE~~ WORK PERMIT WILL BE TAKEN EACH DAY BEFORE WORK IS STARTED. THE AREA AND PITS WILL BE CHECKED FOR H_2S. THE J-W TESTER WILL BE USED TO CHECK THE AREA AND THE ENTRY PERMIT FOR A MOTOR VEHICLE WILL BE SIGNED BY THE (1) SAFETY INSPECTOR (2) THE AREA FOREMAN (3) THE HEAD OPERATOR A (4) THE COMPRESSOR OPERATOR. BEFORE WORK IS STARTED

THE PIT AND WORK AREA SHOULD BE ROPED OFF TO DISCOURAGE USE OF EITHER THE CONTRACTORS WORK AREA OR OURS AS AN ACCESS OR WALKWAY.

Paul Mustain
W. H. Hudson

Further discussion with PPM - WHH - JDC & JO resulted in not scheduling a "watch". Operators will handle this until actual cutting of the concrete wall is started. At that time we would like to review the situation & decide if extra precautionary measures are advisable. Contractors smoke in area separate from operators.

JKO.

Notify me before starting chipping concrete.

JKO

MEMORANDUM

San Francisco, California
April 16, 1954

Drawings, Fourth Compressor
Gas Recovery Plant
El Paso Refinery

MR. M. P. PARET, JR.:
ATTENTION: MR. J. E. HAYDEN

As requested in Mr. J. K. Olsen's memorandum of April 14, we attach four prints of Drawing GA-5533-2.

J. M. EVANS

WLC:bjq
Attachments
cc: Mr. J. K. Olsen

Chevron BB
013243

MEMORANDUM

April 15, 1954

Work Permit
4th Compressor, Gas Recovery Plt.
El Paso Refinery

E. C. HURT

J. D. COLE

We plan to commence excavation for the foundations for the Fourth Compressor, Compressor House Extension and Pipe Trench Extension on Monday, April 19, 1954 at 8:00 A. M. This work will be confined to an area approximately 30' wide and 50' long directly west of the existing compressor installation. Work will be conducted 8 hours per day, 5 days a week and should continue for a period of at least 3 weeks.

If there are any particular safety precautions to be taken to clear this area for work, please advise at once. Also, we request that this area be checked each morning prior to 8:00 A. M. by the Safety Inspector.

J. E. HAYDEN

JKO:dp

cc: J. H. Kitchen
J. K. Olsen

Chevron BB
013244

MEMORANDUM GO-144

TO: J.E. HAYDEN 4-16 1954

FROM: J.K. OLSEN

SUBJECT: UNDERGROUND LINES OUR FILE

FOURTH COMPRESSOR YOUR FILE

GAS REC'N - EL PASO.

FOR THE RECORD, I HAVE CHECKED THE FOLLOWING DRWGS FOR UNDERGROUND LINES WHICH MIGHT CAUSE US TROUBLE IN DIGGING THE FOUNDATION FOR COMPRESSOR AND PIPE TRENCH EXT.

DRWG NO	TITLE	REMARKS -
GA-5014-4	ELECT. UN.GD. LAYOUT - AR. #4	NONE.
GA-5019-3	ELECT. LAYOUT - LIGHTING "	NONE
+ GA-5075-2	GROUNDING PLAN	CHECK IN FLD. POSSIBLE INTERFERENCE WITH #2/0 GRD WIRE
GA-5000-7	PLOT PLAN	NONE
* GA-5009-6	PLAN - UNDER.GD PIPING	SEWER LINE AND FIRE LINE
* GA-5079-3	SEWER " " AREA #4	

I ALSO CHECKED THE DRWGS IN THE GAS RECOVERY PHOTOSTAT BOOK - BUT NOTHING TURNED-UP.

JKO 4/16

WHEN REPLY IS REQUIRED, FORWARD ORIGINAL AND ONE COPY. GO-144 (46M-10-48)

Chevron BB
013245

MEMORANDUM GO-144

TO W. L. Cowger 4-16 1954

FROM J. K. Olsen

SUBJECT: Walkway & Pipe Supports Fourth Compressor El Paso Refinery

OUR FILE

YOUR FILE

Enclosed is one print of Drwg GA-5533-2 which we have marked to show revised dimensions on "Extension of Trench." This revision was necessary to make this plan view agree with dimensions shown on "Extension of Walkway."

If you agree, please revise tracing and issue new set of prints.

Also - is 4 L 10.5.4 adequate for 14'-0 3/4" span?

Attach:
GA5533-2

JKO 4/16

WHEN REPLY IS REQUIRED, FORWARD ORIGINAL AND ONE COPY. GO-144 (46M-10-48)

Chevron BB
013246

April 15, 1954

SOT-13646, Compressor Foundation
Fourth Compressor, El Paso Refinery

J. E. Morgan & Sons
P. O. Box 721
El Paso, Texas

Attention: Mr. Harry Williams

Gentlemen:

Please refer to our Contract SOT-13646 covering the installation of one compressor foundation, one 20 ft. compressor house foundation extension and one 24 ft. pipe trench extension.

Enclosed are three copies of Drawing PA-10103-1 which has been revised to correct the elevation of the top of grout for the water surge tank.

Please return the three copies of this Drawing originally given to you with the Contract.

Very truly yours,

J. E. HAYDEN
Refinery Engineer

JKO:dp

Attachments

Chevron BB
013247

MEMORANDUM

San Francisco, California
April 13, 1954

Foundation Drawing PA-10103-1
Fourth Compressor
Gas Recovery Plant
El Paso Refinery

MR. M. P. PARET, JR.:
ATTENTION: MR. J. E. HAYDEN

Attached are six prints of Foundation Drawing PA-10103-1 revised to correct the elevation of the top of grout for the water surge tank. This elevation is shown in error on the original Catalytic Construction Company's Drawing GA-5633-2.

WLC:bjq
Attachment
cc: Mr. J. K. Olsen

J. M. EVANS

Chevron BB
013248

MEMORANDUM

San Francisco, California
April 13, 1954

Foundation Drawings
Fourth Compressor
Gas Recovery Plant
El Paso Refinery

MR. M. P. PARET, JR.:
ATTENTION: MR. J. E. HAYDEN

Refer to your telegram dated April 12, 1954. Attached are six prints of Drawing GA-5573-3. This drawing has been revised and additional copies will be mailed to you on April 14 with the quotation request for the 20-ft building extension.

WLC:bjq
Attachment
cc: Mr. J. K. Olsen

J. M. EVANS

Chevron BB
013249

MSG T

STD OF TEX EP294, EL PASO TEXAS 4-12-54

J. H. EVANS

ATTENTION- W. L. COWGER

SAN FRANCISCO

CALIFORNIA

RE- W.R. EST-1. HAVE RECEIVED PRINTS ALL DRAWINGS EXCEPT CA-5573-2. IF THIS DRAWING REQUIRED FOR FOUNDATION INSTALLATION, PLEASE FORWARD AT ONCE.

M. P. PARET, JR.

256 PM END TNX U

MSG T

JKO

MEMORANDUM GO-144

TO M. P. Paret Jr. Attn: J. E. Hayden - April 9 1954

FROM J. M. Evans 1046

SUBJECT: Fourth Compressor - Vapor Rec. OUR FILE Refer to

Plant, El Paso Refinery. YOUR FILE Ltr. EST-9107

Attached are six (6) prints each of the following dwgs. released for construction.

GA-5533-2 North side Trench & Walkway

GA-5576-6 Details of Pipe Trenches

DA-10103-0 Footings for Compressor & Compr. House

If you wish additional dwgs for foundations covered on purchase order EST-9105 kindly advise by wire.

cc. J.K.O.

Chevron BB
013251

TELETYPEWRITER MESSAGE

DATE 4/12/54 TIME 3:30

J. M. EVANS
ATTENTION: W. L. Cowger
SAN FRANCISCO

TO CALIFORNIA

RE: W.R. EST-1. HAVE RECEIVED PRINTS ALL DRAWINGS EXCEPT GA-5573-2.

IF THIS DRAWING REQUIRED FOR FOUNDATION INSTALLATION, PLEASE FORWARD

AT ONCE.

Charge to R-11

Sent By JKO

Copy To MPP., Jr.

SIGNATURE M. P. PARET, JR.

Next Scheduled Call X

Immediately

Before

Any Time Today

Chevron BB
013252

April 12, 1954

SOT-13646 Compressor Foundation
4th Compressor, Gas Recovery
El Paso Refinery

J. E. Morgan & Sons
P. O. Box 721
El Paso, Texas

Attention: Mr. Harry Williams

Gentlemen:

Please refer to our order SOT-13646 covering the installation of foundations for one, 440 hp. compressor, one, 20 foot compressor house extension and one, 24 foot pipe trench extension.

Attached are three copies of the following drawings pertinent to this contract.

GA-5533-2	North side Trench & Walkway
GA-5576-6	Details of Pipe Trenches

Also attached are two copies of the Supplier's bending schedule and layout drawing covering reinforcing steel for the foundations for the compressor and compressor house extension. The reinforcing bending schedule and layout drawing for the pipe trench extension will be forwarded to you as soon as received.

We understand that you plan to commence work on this order on April 19, 1954, and shall complete the work within approximately three weeks.

Very truly yours,

J. E. Hayden
Refinery Engineer

JKO:dp

attachments as listed

Chevron BB
013253

J.K. Olsen

MEMORANDUM GO-144

TO M.P. Paret Jr. Atten: J.E. Hayden April 9 1954

FROM J.M. Evans WBC

SUBJECT: Fourth Compressor - Vapor Rec. Plant, El Paso Refinery.

OUR FILE Refer to

YOUR FILE Order EST-9107

Attached are six (6) prints each of the following dwgs. released for construction.

GA-5533-2 Northside Trench & Walkway
GA-5576-6 Details of Pipe Trenches
PA-10103-0 Fnds for Compressor & Compr. House

If you wish additional dwgs for foundations covered on purchase order EST-9105 kindly advise by wire.

cc. J.K.O.

Chevron BB
013254

WHEN REPLY IS REQUIRED, FORWARD ORIGINAL AND ONE COPY.

GO-144 (45M-10-48)

MEMORANDUM GO-144

TO J. M. Baker. April 7 1954

FROM J. K. Olsen

SUBJECT: Compressor Foundation OUR FILE

Fourth Compressor - Gas Recovery YOUR FILE

El Paso Refinery.

Attached is drawing PA-16163-0 covering the Foundation for the Fourth Compressor. SOT Contract 13646 has been issued to J.E. Morgan & Sons to install this foundation.

Please utilize the list of material shown on this drawing for keeping track of the material to be issued on this contract.

Do not issue any material not covered by this list without the Engineer's approval.

JKO 4/9

Chevron BB
013255

WHEN REPLY IS REQUIRED, FORWARD ORIGINAL AND ONE COPY. GO-144 (46M-10-48)

WORK REQUISITION
GO-113 LONG

TO COST NOT MORE THAN $ _____

To Mr. M. P. Paret, Jr.
Attention: Mr. J. E. Hayden April 5 19 54 ESTIMATED COST $ _____ LABOR $ _____ MATERIAL

TO BE USED FOR Foundations for Compressor and Compressor House REQUISITION NO. RST-1

CHARGE TO Fourth Compressor, Gas Recovery Plant WORK ORDER / PROJECT NO. 8320-2

REQUESTED BY _____ ITEM/~~SKX~~ NO. K11-6

EQUIPMENT READY: DATE _____ TIME _____ DATE REQUIRED _____

Build foundations for 1 - 440 HP - HRA-4 Clark gas engine-driven compressor, 1 - 20'extension to the compressor house, and 1 - 24' extension to the north compressor house pipe trench as shown on the following drawings.

Drawing No.	Title
PA-10103-0	Foundation for Compressor and Compressor House
GA-5533-2	Compressor House Walkway and Pipe Supports Northside Trench
GA-5576-6	Details of pipe trenches

Reference Drawings

GA-5531-1 - Foundation Compressor House

GA-5573-2 - Compressor House - Sections - Details

GA-5633-2 - Foundations - Compressors

GA-5634-1 - Reinforcing Steel - Compressor Foundations

gave to Harry 3 prints 4-14-54

WLC:MC

cc: Mr. J. E. Hayden (4)
Mr. M. P. Paret (1)
JKO
WLC
No. File

Chevron BB
013256

APPROVED BY	DATE COMPLETE
	ACTUAL COST

SIGNED J. M. EVANS

GO-113-LONG (100M-3-51)

WORK REQUISITION
GO-113 LONG

TO COST NOT MORE THAN $ _____

To Mr. M. P. Paret, Jr.
Attention: Mr. J. E. Hayden April 5 19 54 ESTIMATED COST $ _____ $ _____
LABOR MATERIAL

TO BE USED FOR Foundations for Compressor and Compressor House REQUISITION NO. EGT-1

CHARGE TO Fourth Compressor, Gas Recovery Plant ~~Expenditure~~ WORK ORDER / PROJECT NO. 8320-2

REQUESTED BY _____ ITEM/~~BOX~~ NO. Mil-6

EQUIPMENT READY: DATE _____ TIME _____ DATE REQUIRED _____

Build foundations for 1 - 440 HP - HRA-4 Clark gas engine-driven compressor, 1 - 20'extension to the compressor house, and 1 - 24' extension to the north compressor house pipe trench as shown on the following drawings.

Drawing No.	Title
PA-10103-0	Foundation for Compressor and Compressor House
GA-5533-2	Compressor House Walkway and Pipe Supports Northside Trench
GA-5576-6	Details of pipe trenches

Reference Drawings

GA-5531-1 - Foundation Compressor House

GA-5573-2 - Compressor House - Sections - Details

GA-5633-2 - Foundations - Compressors

GA-5634-1 - Reinforcing Steel - Compressor Foundations

WLC:MC

cc: Mr. J. E. Hayden (4)
Mr. M. P. Paret (1)
JKO ✓
WLC
No. File

SOT-1364
Work To 4-19-54

APPROVED BY	DATE COMPLETE
ASSIGN TO	ACTUAL COST

SIGNED J. M. EVANS