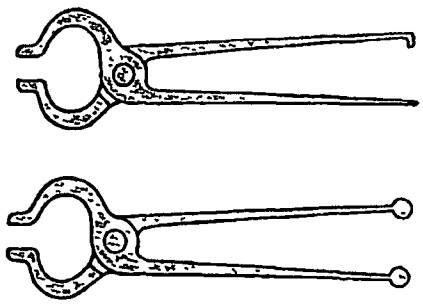

Fig. 30-14. The ends of tongs can be upended or projections can be welded on them, to give clearance for user's hands.




Fig. 30-15. Wire should be cut with the cutter knives swung up and down in a plane at right angles to the wire as shown at the left, not by bending the wire back and forth as shown at the right. It is important to control the cut ends, particularly with multiple wiring

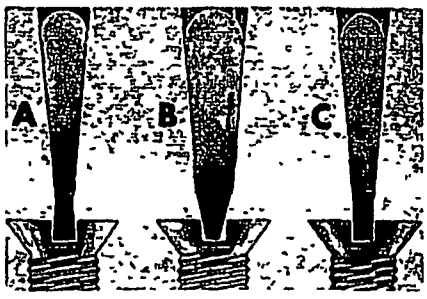


Fig. 30-16. Screw driver bits with parallel sides shaped like in C or undercut slightly like in A will grip the slot more securely than the bit shown in B.

be insulated In addition, the men should wear electricians' gloves, if company policy requires them to.

Because pliers do not hold the work securely, they should not be used instead of wrenches.

*Special cutters* for heavy wire, reinforcing wire, and bolts are safer than makeshift tools It is important that the cutting edges apply force at right angles to the wire or other work being cut (Fig 30-15) The cutter should not be used near live electrical circuits and should be used only for the capacity work rated by the manufacturer Eye protection should be worn

Special cutters include those for cutting banding wire and strap. Claw hammers and pry bars should not be used to snap metal banding material Only cutters designed for the work provide safe and effective results

*Nail band crimpers* make it possible to keep the top band of kegs and wood barrels after nails or staples have been removed Use of these tools eliminates injury caused by reaching into kegs or barrels that have projecting nails and staples.

*Screw drivers* The screw driver is probably the most commonly used and abused tool The practice of using screw drivers for punches, wedges, pinch bars, or pries should be discouraged If used in such manner, they become unfit for the work they are intended to do. Furthermore, a broken handle, bent blade, dull or twisted tip may cause a screw driver to slip out of the slot and cause a hand injury

Cross-slot screw drivers are safer than the square bit type, because they have less tendency to slip The pressure on the tip is more evenly distributed and results in less wear on the tip The tip must be kept clean and sharp, however, to permit a good grip on the screw (Fig 30-16).

A screw driver tip should be filed to fit the screw. A sharp square-edged bit will not slip as easily as a dull, rounded one, and requires less pressure

The part to be worked upon should never be held in the hands, it should be laid on a bench or flat surface, or held in a vise This practice will lessen the chance of injury to the hands if the screw driver should slip from the work.

No screw driver used for electrical work