CG 03 CODE KY-908-D PKG PROCESSES APPROVED BY:

( ) KY-908-D (G) FWP 10/05/82

NOV 2 1982 V244 12J13 4226* COMTYP JOB NAME: 03KY908DMG

(DATE) (LOT) (EST WGT)

STANDARD HRS. TIME _____ M

LOCATN	CG	CODE	PQ	LOT	DRY* WEIGHT	DRY CONT	NO. PKG	PKG WGT	TOTAL WEIGHT	ACTUAL USE LBS
	14	YC-3	93	32608			7		350	
	14	YC-3	93	K2618			40		2,000	
	14	YC-3	93	K2815			16		800	
	14	YC-3	93							

NON-BLEEDING

EQUIPMENT		NAME : 'KROLOR' YELLOW-LIGHT	USE LBS	N-CODE	ACCT LBS
		'BEFORE USING SV MAKE SURE N-28-D LINE (HYDROCHLORIC ACID) IF ANY IS BLANKED OFF.'			
203 & 205	1	RUN 60°(990 G) WATER IN V-203. SET AGITATOR ON HIGH SPEED.			
	2	WEIGH IN DRUM & POUR IN (SODIUM SILICATE)	420	32-D	420
204 1	3	DUMP IN AND STIR 5 MIN (CHROME YELLOW) RECORD: START 75° LOT 32608 K2618 K2815 FIN 77°	63X50	YC-3-B	3150
V 204	4	ADJUST TO 75° (1275 G) *NOTE: VOLUMES HIGHER THAN 75° MAY CAUSE DUSTING IN EXHAUST HOOD.			
	5	WITH AGITATOR ON LOW SPEED PUMP V-203 THRU HOMOG AT 2400-2600 PSI INTO V-~~205~~ 204			
	6	WHEN V-203 MT, WASH COLOR THRU HOMOG WITH MIN OF HOT WATER AT 2400-2600 PSI INTO V-205			
	7	RECORD: V-205 VOL 48 ° & ADJ TO 60° (2100 G)			
	8	INSPECT HOMOG STRAINER & CLEAN IF NECESSARY			
205 SV 2	9	RUN 10° (514 G) WATER INTO V-~~205~~ 240 TO 244 START AGITATOR			
	10	PUMP V-205 THRU HOMOG AT 4800-5200 PSI INTO SV. RECORD: TIME START 3:50 AM TOTAL MINUTES 180			
		NOTE: IF HOMOG PRESSURE FALLS BELOW 4800 PSI, 3-WAY VALVE WILL RECIRCULATE SLURRY TO V-205			
	11	WHEN V-205 MT, RUN IN 5° (240 G) WATER & PUMP THRU HOMOG AT 4800-5200 PSI INTO SV	NOV 5 1982		
SP & CP 3	12	SP STEP 01 - SET FORMULA SELECTOR TO POSITION 2 (V-243) OR POSITION 7 (V-244)			
	13	PRESS SV CAM RESET PB - SET 22 TC IN AUTO REMOTE (TEMP IS SET AT 190-194°F)			
	14	RECORD LEVELS & SET R/M COUNTER #1 AS FOLLOWS: A. 11LG 44 % PRESET #1 95 GAL (LIQUID ALUM)		115-D	504
	15	SET STRIKE FLOW CONTROLLERS AS FOLLOWS:			
		3FC10 (N-27-D CONTROLLER - SULFURIC ACID 60%) IN MANUAL 0.65 GPM		27-D	218
		3FC20 (N-27-D WATER) IN MANUAL LOCAL 5.2 GPM			
		3FR10 (N-27-D/WATER) RATIO 0.8			
		8FC10 (N-32-D CONTROLLER) IN MANUAL 0.87 GPM		32-D	1476
		8FC20 (N-32-D WATER) IN MANUAL LOCAL 4.8 GPM			
		8FC20 (N-32-D WATER) IN REMOTE			
		8FR10 (N-32-D/WATER) RATIO 1.1			

LOT= _____ _ COMTYP JOB NAME: 03KY908DMG PAGE 02 DATE PRINTED:10/05/82

EQUIPMENT		PAGE 2 CG 03 KY-908-D V-244	USE LBS	N-CODE	ACCT LBS
	16	OPERATOR STEP PB			
320 SV SP CP	17	RECORD LEVEL 2LG 65 % IF <35% FOLLOW SOLUTION MAKE-UP PROCEDURE FOR N-27-D			
	18	ADJUST SV TO 47° (2400 G) 70.2 AFTER 400#			
	19	RECORD PH 7.5 ADJ TO 11.0-11.2 WITH N-7-D (CAUSTIC SODA SOLN) AT 5% (10 PARTS WATER TO 1 PART N-7-D)			
4		SIPHON INTO SV. RECORD: PH 11.1 ASSUME 50%	48	7-D	24
	20	OPERATOR STEP PB			
	21	SP STEP 06/39. AFTER HEAT-UP RECORD: PH 9.8			
SV SP	22	SWITCH 3FC20, 8FC10, & 8FC20 TO AUTO			
	23	OPERATOR STEP PB			
	24	SP STEP 10/43. WHEN 3FC20, 8FC10 & 8FC20 FLOWS ARE IN LIMITS, SWITCH 3FC10 TO AUTO & PB			
5	25	SP STEP 11/44. WHEN 3FC10 & 3FC20 FLOWS ARE IN LIMITS, SWITCH 3FC20 TO REMOTE			
	26	OPERATOR STEP PB			
	27	DURING STRIKE RECORD: 6:55P			
		SP STEP V-243/V-244 PH RANGE TIME			
		13/46 (30 MIN) 9.3 9.3-10.0 7:25P			
		14/47 (60 MIN) 9.4 9.3-10.0 7:50P			
		15/48 (2 HRS) 9.3 9.3-10.0 8:35P			
		16/49 (2 HRS, 25 MIN) 9.3 9.3-10.0 9:20P			
		17/50 (FINAL 3 HRS) 7.6 7.5-8.5 9:55P			
		NOTE: IF PH NOT IN RANGE, NOTIFY SUPV & NOTE IN LOG. IF FINAL PH >8.5, ADJ TO 7.5-8.5. & RECORD: PH ___. ASSUME 77%	___	27-D	___
	28	SIFT IN (BLANC FIXE N)	55	128-A	55
385	29	ADD 42° (320 G) WATER TO V-385			
6	30	ADD & STIR FOR 2 MIN FOR S 57 ASSUME 50%	~~200~~ 160	7-D	~~100~~ 80
	31	DURING STRIKE CHECK LEVEL IN V-387.			
387 7	32	IF LOW LEVEL LIGHT IS NOT LIT, GO TO S-35			
	33	IF LOW LEVEL LIGHT IS LIT, VERIFY BY CHECKING THAT LOW LEVEL PEG IN VAT IS ABOVE SURFACE			
	34	IF VISUAL CHECK CONFIRMS LOW LEVEL, FOLLOW STEARATE MAKE-UP PROCEDURE.			
	35	RUN IN 25° (244 GAL). DO NOT MAKE UP THIS SOLUTION MORE THAN 30 MINUTES IN ADVANCE. DELAY BETWEEN END OF STEP 41 HEAT-UP AND START OF STEP 48 HOMOGENIZATION SHOULD BE LESS THAN 30 MINUTES.			
388 8	36	TURN ON STEAM & AGITATOR			
	37	ADJUST TO 32° (317 GAL) AT 178-182*F			
	38	SET BADGER METER FOR 4664			
	39	PUMP IN FROM V-387 THRU UNDERSRFCE DISTRIBUTORS	378	169-A	378
		AS FAST AS POSSIBLE (ISOBUTYL STEARATE, BUTYL STEARATE, EMCOL P-10-59)	44 44	155-A 160-A	44 44
	40	SHUT OFF PUMP			
	41	STIR 30 MIN AT 178-182*F FOR S 48			
	42	DO NOT SHUT OFF AGITATOR			

DUP050059918

LOT= _____ COMTYP JOB NAME: 03KY908DMG PAGE 03 DATE PRINTED:10/05/82

EQUIPMENT		PAGE 3 CG 03 KY-908-D V-249	USE LBS	N-CODE	ACCT LBS
SV-& SP-9	43	WHEN S28 COMPLETE HEAT SV TO 198-200 DEG F IN 5 TO 10 MIN			
	44	CLOSE WATER LINE & DISCHARGE VALVES AT STEARATE PUMP			
	45	OPEN V-388 DISCHARGE VALVES TO STEARATE PUMP INLET			
	46	OPEN WATER VALVE AT STEARATE PUMP & RUN WATER THRU HOMOG AT 2900-3100 PSI, TO SEWER			
	47	WHILE HOMOG WATER AT 2900-3100 PSI, OPEN HOMOG DISCHARGE VALVE TO SV AND CLOSE VALVE TO SEWER			
	48	IMMEDIATELY OPEN STEARATE PUMP DISCHARGE VALVE, TURN ON PUMP & HOMOG V-388 TO SV AT 2900-3100 PSI. MAINTAIN SV AT 198-200*F.			
	49	WHILE HOMOG V-388 TO SV, SHUT OFF WATER VALVE AT STEARATE PUMP ASAP			
→	50	WHEN HOMOG COMPLETE, RINSE IN V-388 WITH HOT WATER FROM HOT WATER MIXER			
	51	WHEN S50 COMPLETE TURN OFF HOMOG & STEARATE PUMP			
	52	STIR 5 MIN AT 198-200*F			
	53	SHUT OFF STEAM			
	54	WHEN S53 COMPLETE, OPERATOR PB			
	55	SP STEP 23/53 RECORD PH 3.7 (3.3-3.7)			
	56	IF NECESSARY, ADJ PH TO 3.3-3.7 (DOWNWARD ONLY) & RECORD: PH_____.			
		NOTE: USE LIQUID ALUM, N-115-D. ADD TO SV VIA BADGER METER. STIR 5 MIN AFTER EACH ADDITION. ASSUME 50%	_____	115-D	_____
	57	RUN IN N-7-D FROM S-30 IN 10-12 MIN & STIR 5MIN			
	58	RECORD: PH 4.2 (4.2-4.4) & IF NECESSARY, ADJ TO PH 4.2-4.4 & RECORD: PH_____. ASSUME 50%	_____	7-D	_____
		(DILUTE 10 PARTS TO 1 WITH WATER) ASSUME 78%	_____	27-D	_____
		SIPHON N-7-D INTO SV			
	59	OPERATOR STEP PB			
	60	OPERATOR STEP PB			
	61	SP STEP 60 - BATCH COMPLETE			

START TIME	START SP STEP	FINISH TIME	FINISH SP STEP	OPERATOR
8:30PM	_____	11PM	_____	54
_____	_____	_____	_____	_____
3:PM	_____	11PM	_____	54
11:00PM		11:30PM		409

NOTE!
STEP 19 — AFTER 2ND HOMOG
VOLUME (67") PH 9.9 ADJ. PH 11.1

DUP050059919

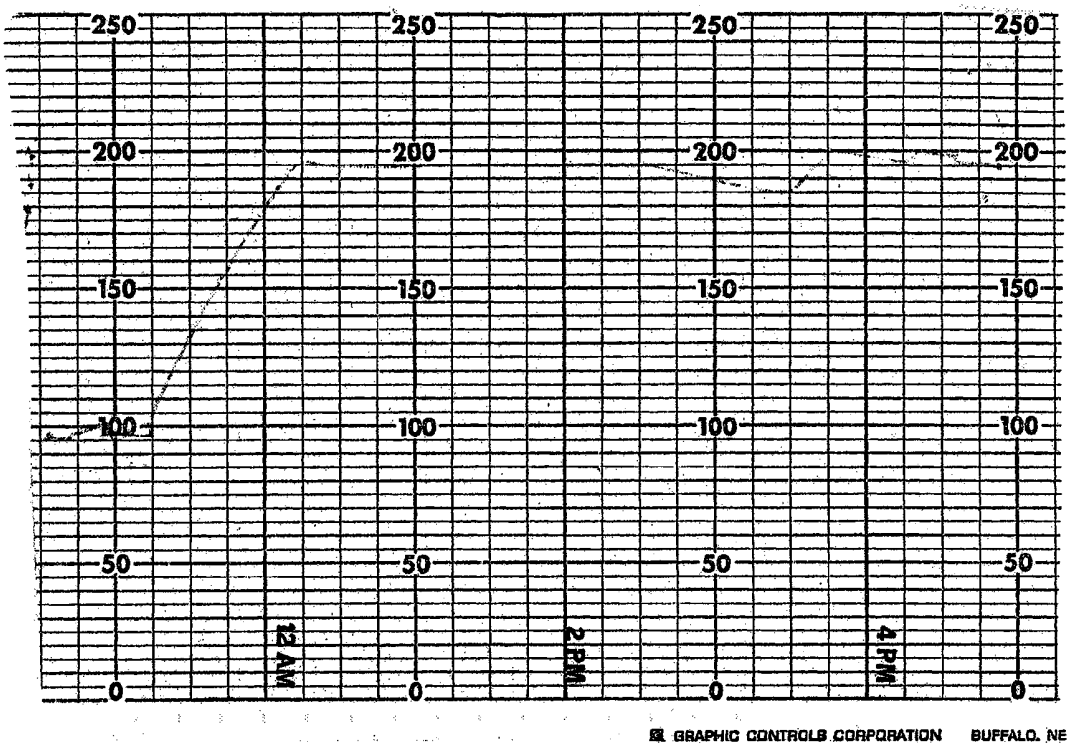
250
200
150
100
50
0
12 AM
2 PM
4 PM
GRAPHIC CONTROLS CORPORATION BUFFALO, NE

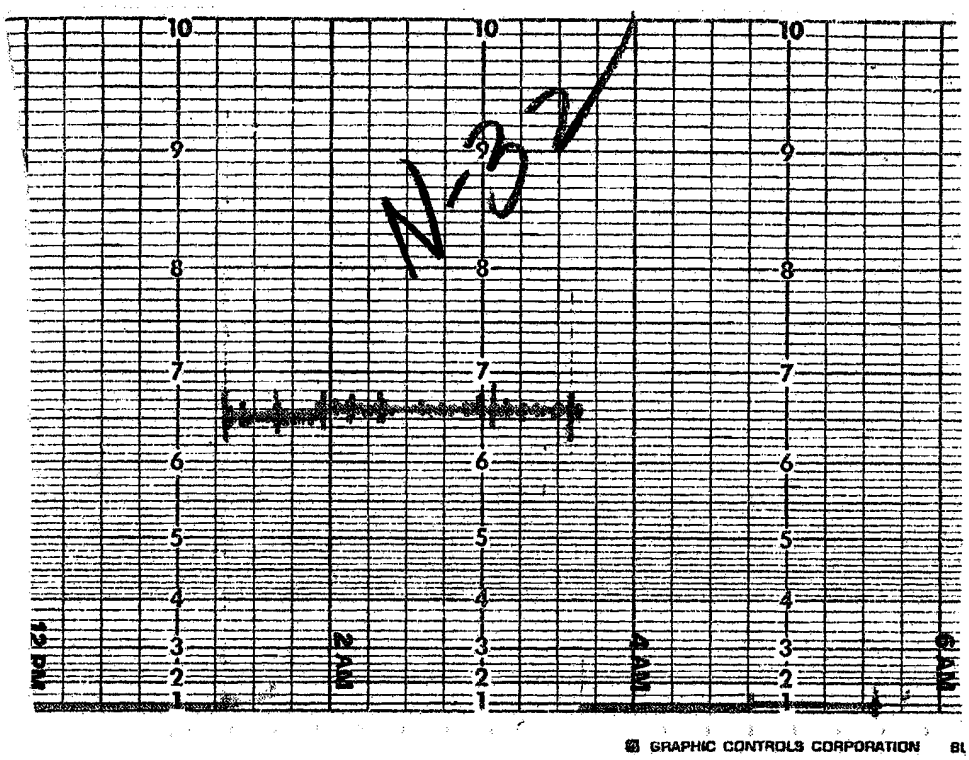
N-22
10
9
8
7
6
5
4
3
2
1
12 PM
2 AM
4 AM
6 AM
GRAPHIC CONTROLS CORPORATION

DUP050059922

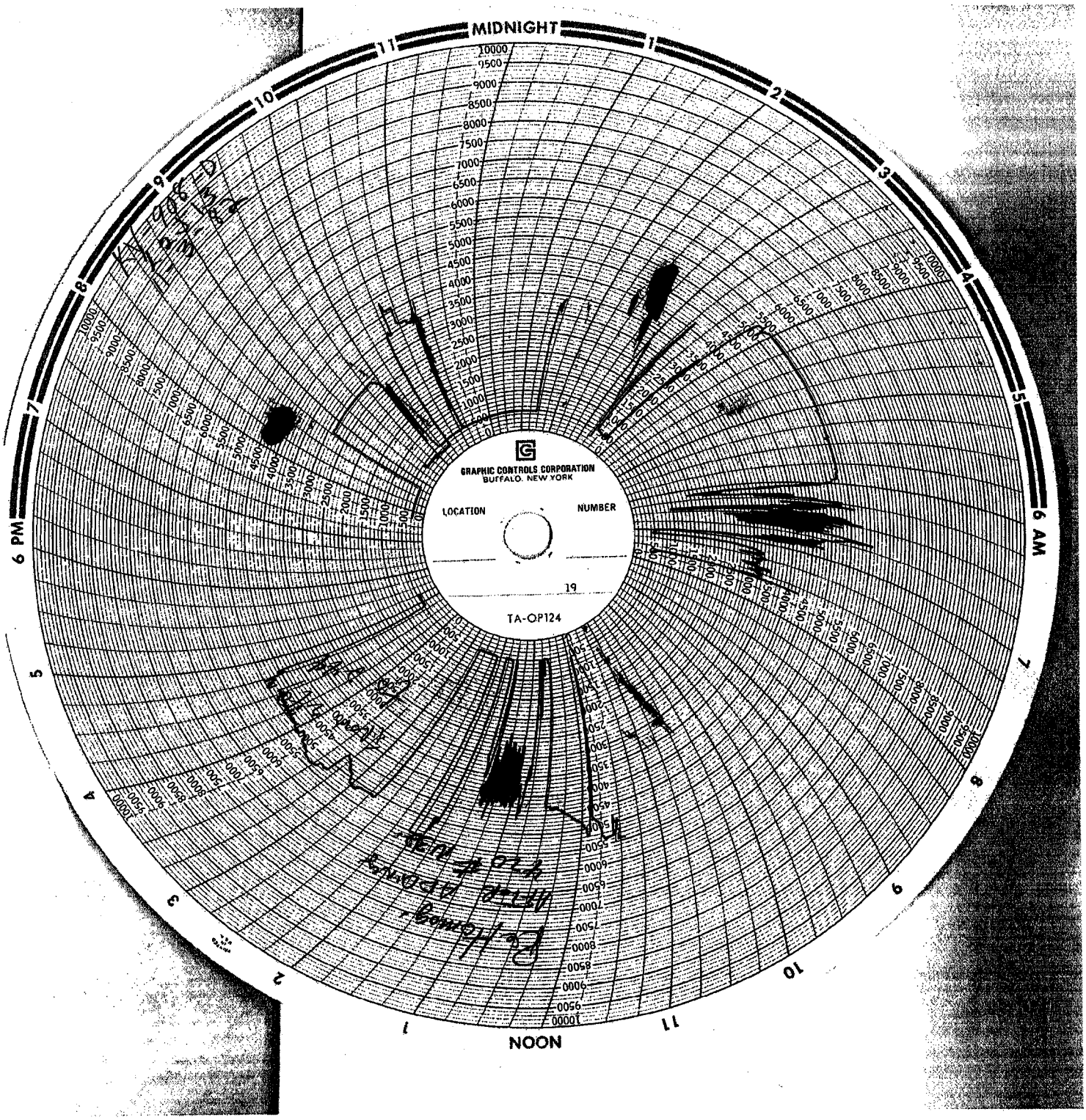

DUP050059923

V-244

DUP050059924