PLAINTIFF'S
EXHIBIT
DUP-1960

E M S L

INDUSTRY · UNIVERSITIES · SERVICING · HEALTH INSTITUTIONS · ENVIRONMENTAL MONITORING

ELECTRON-MICROSCOPY SERVICE LABORATORIES INC.

ANALYTICAL SERVICES • CONSULTATION • INSTRUCTIONAL COURSES

326 MARKET STREET • CAMDEN, NEW JERSEY 08102 • PHONE (609) 365-2251 • 795-6231

July 20, 1983

CLIENT: Du Pont De Nemours & Co.
Haskell Laboratory
Elkton Road
Newark, Delaware 19711

Asbestos fiber analysis by Scanning Electron Microscopy (SEM) and Energy Dispersive X-ray Microanalysis (EDX)

AIR SAMPLE # 52-1

1. Number of fibers in 100 fields at 480X 4,444
2. Fibers/cc 480X 42.22
3. Asbestos fibers/cc at 480X 41.80
4. Type of asbestos chrysotile
5. Asbestos fibers/cc including "thin" long 50.24
6. Asbestos fibers/cc including "thin" long and "thin" short 58.69
7. Ratio of $\frac{\text{thin fibers}}{\text{thick fibers}}$ 6/15
8. Ratio of $\frac{\text{short fibers}}{\text{long fibers}}$ 3/18

Comments: Chrysotile fiber bundles with aspect ratio less than 3:1 were noted at 480X magnification. These were approximately as abundant as chrysotile fiber bundles greater than 3:1 in aspect ratio. They were not included in the count.

Peter Frasca, Ph. D.
Director

DUP 0501635

DBE 1302807

DU 001374

EMSL

INDUSTRY UNIVERSITIES SERVICING HEALTH INSTITUTIONS ENVIRONMENTAL MONITORING

ELECTRON-MICROSCOPY SERVICE LABORATORIES INC.
ANALYTICAL SERVICES • CONSULTATION • INSTRUCTIONAL COURSES
326 MARKET STREET • CAMDEN, NEW JERSEY 08102 • PHONE (609) 365-2251 • 795-6231

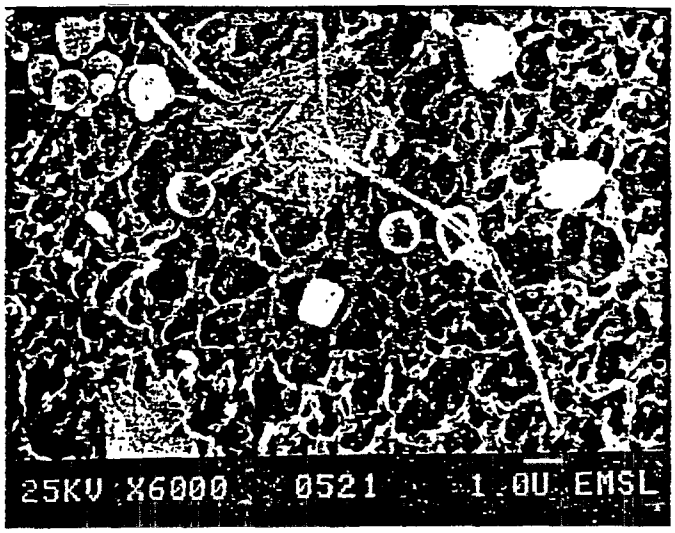

FIG. 1

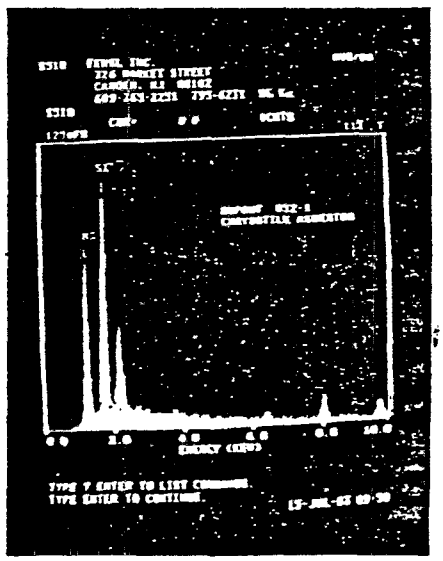

PHOTOGRAPHS
ORIGINAL
ENTERED IN
Beaumont Databook
32049
Lee J. Freeland
8/11/83

DBE 1302505

DUP 0501636

FIG. 2

EMSL

SERVICING: INDUSTRY, UNIVERSITIES, HEALTH INSTITUTIONS, ENVIRONMENTAL MONITORING

ELECTRON MICROSCOPY SERVICE LABORATORIES INC.
ANALYTICAL SERVICES • CONSULTATION • INSTRUCTIONAL COURSES
326 MARKET STREET • CAMDEN, NEW JERSEY 08102 • PHONE (609) 365-2251 • 795-6231

July 20, 1983

CLIENT: DUPONT
Haskell Laboratory -
Elkton Road
Newark, Delaware 19711

Asbestos fiber analysis by Scanning Electron Microscopy (SEM) and Energy Dispersive X-ray Microanalysis (EDX)

AIR SAMPLE # 52-6

1. Number of fibers in 100 fields at 480X 4,776
2. Fibers/cc 480X 45.38
3. Asbestos fibers/cc at 480X 44.99
4. Type of asbestos chrysotile
5. Asbestos fibers/cc including "thin" long 59.90
6. Asbestos fibers/cc including "thin" long and "thin" short 63.08
7. Ratio of $\frac{\text{thin fibers}}{\text{thick fibers}}$ 6/15
8. Ratio of $\frac{\text{short fibers}}{\text{long fibers}}$ 1/20

Comments: Chrysotile fiber bundles with aspect ratio less than 3:1 were noted at 480X magnification. These were approximately as abundant as chrysotile fiber bundles greater than 3:1 in aspect ratio. They were not included in the count.

Peter Frasca, Ph. D.
Director

DBE130250?

DUP 0501637

DU 001376

EMSL

SERVICING
INDUSTRY
UNIVERSITIES
HEALTH INSTITUTIONS
ENVIRONMENTAL MONITORING

ELECTRON-MICROSCOPY SERVICE LABORATORIES INC.
ANALYTICAL SERVICES • CONSULTATION • INSTRUCTIONAL COURSES
326 MARKET STREET • CAMDEN, NEW JERSEY 08102 • PHONE (609) 365-2251 • 795-6231



FIG. 1

PHOTO GRAPHS
ORIGINAL
ENTERED IN
Document Database
32049

Lee I. Freeland
8/11/83

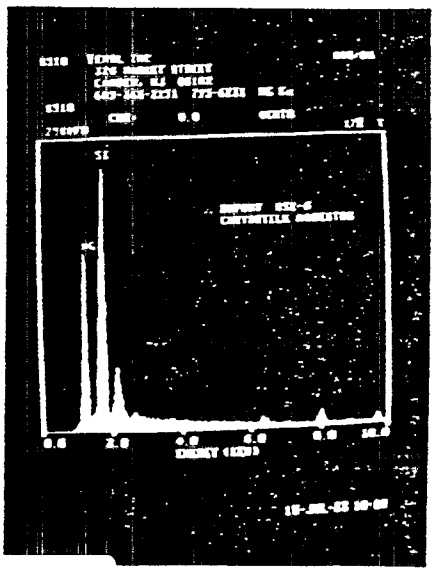

DBE 1302810

DUP 0501638

FIG. 2