PLAINTIFF'S EXHIBIT

ASI-1082

AMERICAN STANDARD

no. 3 Redflash

boiler

(formerly no. 3 ideal redflash boiler) steam and water





series 12B

hand fired	3-S-5 to 3-S-13 3-W-5 to 3-W-13
smokeless	3-S-8-S to 3-S-14-S 3-W-8-S to 3-W-14-S
oil fired	3-S-8-O to 3-S-14-O 3-W-8-O to 3-W-14-O
stoker fired	3-SC-6 to 3-SC-14 3-WC-6 to 3-WC-14

Cast iron repair parts for this boiler will be discontinued 1987.

11779

Repair part price for each part number is found at back of book.

cat. no.	description	part no.	series no.
1	cleanout door, L.H.	385	
2	cleanout door, R.H.	386	
3	cleanout door lining, R. or L.	330	
4	cleanout door hinge, R. or L.	387	
4	fire door hinge	387	
5	cleanout door catch	404	
6	fire door	388	
7	fire door lining	389	
8	fire door catch	740	
8	slice door catch	740	
9	fire door slide damper	399	6B to 12B
10	slice door	390	
11	slice door lining	331	
12	slice door hinge	391	
13	ashpit door	392	
14	ashpit door hinge	393	6B to 12B
15	ashpit door catch	724	
16	blank angle lever plate	336	
17	angle lever opening cover plate	776	10B to 12B
18	angle lever plate	335	
19	angle lever link	338	
20	angle lever	6629	5B to 12B
21	connecting arm catch	705	
22	shaker handle	3048	5B to 12B
27	front base panel – coal	332	
28	front base panel – oil	396	2B to 12B
29	front burner plate – oil – each	54294	2B to 12B
	base side panels, R.H., open:		
31	6 section	363	
32	7 section 7 and 11 section assembly	364	
33	8 section 8 and 12 section assembly	365	
34	9 section 9 and 13 section assembly	366	
35	10 section 10 and 14 section assembly	367	



11780

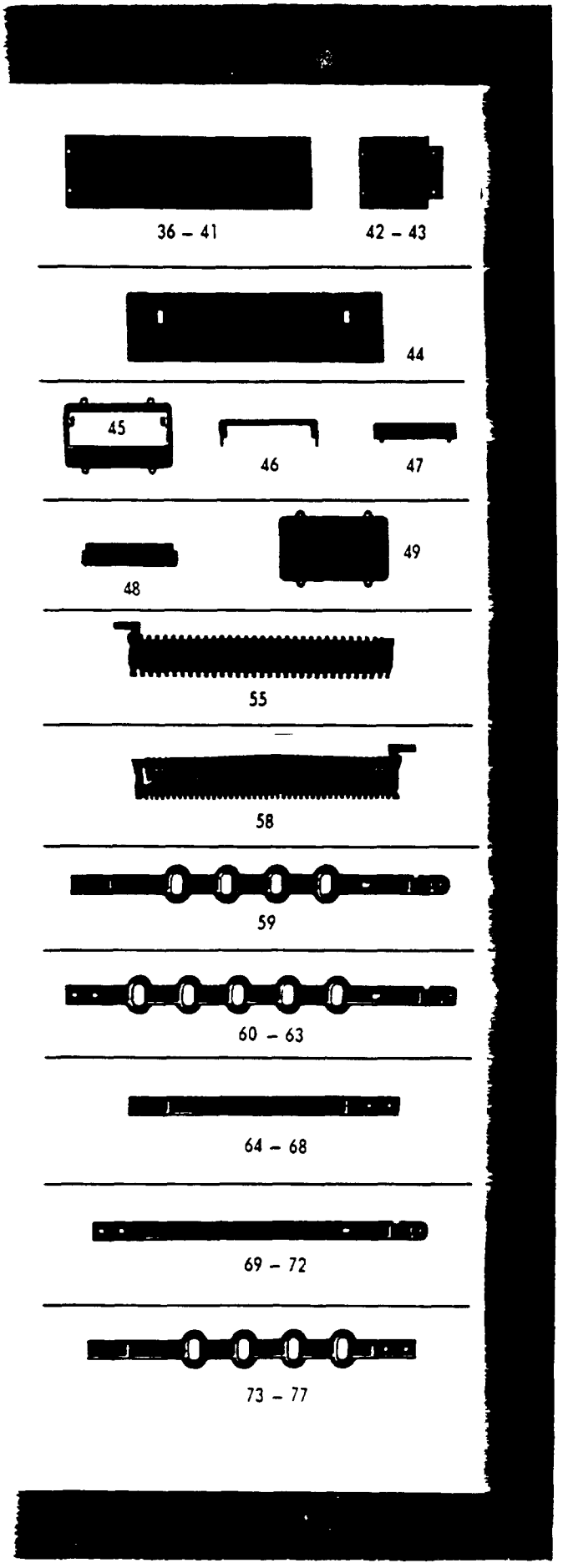

No. 3 Redflash boiler

note: parts used for 1B & 12B inclusive where series not shown

cat. no.	description	part no.	series no.
	base side panels, L.H. closed:		
36	6 section	368	
37	7 section 7 and 11 section assembly	369	
38	8 section 8 and 12 section assembly	370	
39	9 section 9 and 12 section assembly	371	
40	10 section 10 and 14 section assembly	372	
41	1 section base side extension	400	
42	2 section base side extension	398	
43	4 section base side extension (also used on 11-12, 13-14 assembly)	373	
44	rear base panel	333	
	parts for use on 1B to 12B series, inclusive, 6 through 11 section:		
45	draft pouch	362	
46	draft pouch B/F door frame	353	
47	draft pouch B/F door, inside half	354	
48	draft pouch B/F door, outside half	355	
	parts for use in 11B and 12B series, 12 sections and larger:		
49	draft pouch	365	11B & 12B
50	draft pouch B/F door frame	800	11B & 12B
51	draft B/F door, inside half	801	11B & 12B
52	draft B/F door, outside half	802	11B & 12B
53	draft opening cover plate – oil	883	11B & 12B
54	draft opening cover plate – oil	397	4B to 12B
55	grate bar, pea coal, L.H., regular	374	
56	grate bar, pea coal, R.H., regular	375	
*57	grate bar, buckwheat, L.H.	402	
*58	grate bar, buckwheat, R.H.	403	
	grate connecting bars:		
59	4 link 6 section	340	
	grate connecting bars, L.H., front.		
60	3 link 7 and 8 section	341	
61	4 link 9 and 10 section	342	
62	5 link 11 and 12 section	376	
63	6 link 13 and 14 section	377	
	grate connecting arms, L.H., rear.		
64	2 blank 7 section	343	
65	3 blank 8 and 9 section	344	
66	4 blank 10 and 11 section	378	
67	5 blank 12 and 13 section	379	
68	6 blank 14 section	394	
	grate connecting arms, R.H., front.		
69	3 blank 7 and 8 section	345	
70	4 blank, 9 and 10 section	346	
71	5 blank, 11 and 12 section	380	
72	6 blank, 13 and 14 section	381	
	grate connecting bars, R.H., rear:		
73	2 link 7 section	347	
74	3 link 8 and 9 section	348	
75	4 link 10 and 11 section	382	
76	5 link 12 and 13 section	383	
77	6 link 14 section	395	
	*Buckwheat coal guard strips/set	77458	

Repair part price for each part number is found at back of book.

cat. no.	description	part no.	series no.
77	connecting arm slot cover plate	3014	
78	connecting arm slot cover strap	3015	
79	smoke collar – oil & stoker	405	10B to 12B
80	smokehood	358	
81	smokehood cap	359	
82	smokehood choke damper	349	
83	smokehood damper bearing	863	
84	smokehood damper lever	864	
85	smokehood check B/F door frame	350	
86	smokehood check B/F door, inside half	351	
87	smokehood check B/F door, outside half	352	
88	smokehood check B/F door ratchet	282	
89	coil hole cover	384	3B to 12B
90	assembling push nipple, 6" top	3081	
91	assembling push nipple, 3" bottom	3076	
92	hand regulator bracket	1664	
93	hand regulator clamp	1663	
94	regulator clevis	1995	
95	regulator rod	6502	
	upper – 39" long		
96	lower – 27¾" long		
*97	refractory crown sheet baffle –male half–oil	5070	12B
*98	refractory crown sheet baffle –female half–oil		

*Available only as a set of 2 pieces which includes 1 male and 1 female half.



11782

No. 3 Redflash boiler

note: parts used for 1B & 12B inclusive where series not shown



500



501



502



503

504

sections

cat. no.	description	code letter	part no.	series no.
500	front – coal (jacket screw tapping under fire door–½" to right of center)	F	3939	3B to 12B
501	front – oil (jacket screw tapping under fire door–½" to right of center)	FO	3940	4B to 12B
502	front center connecting (4" flow tapping)	FCX	3941	1B to 12B
503	center (less flow boss on head)	C	3942	1B to 12B
*504	center connecting (4" flow tapping)	CX	3943	1B to 12B

*on series 1B to 7B, 4 x 3½" bushing is furnished.

NOTE: Order must specify Cat. No. in addition to Part No.

No. 3 Redflash boiler

note: parts used for 1B & 12B inclusive where series not shown

cat. no.	description	code letter	part no.	series no.
505	rear center (less flow boss on head)	RC	3944	1B to 12B
506	rear center connecting (4" flow tapping)	RCX	3945	1B to 12B
*507	front auxiliary air connecting (4" flow tapping)	FAX	4137	8B to 12B
508	rear auxiliary air	RA	4138	1B to 12B
509	back	B	3946	1B to 12B

*on series 1B to 7B, 4 x 3½" bushing is furnished.



505
506

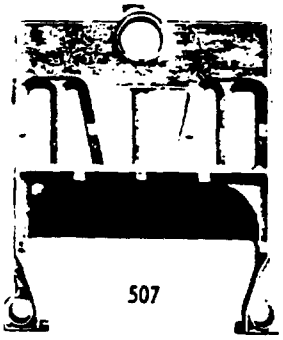

507



508



509

Repair part price for each part number is found at back of book.

11784