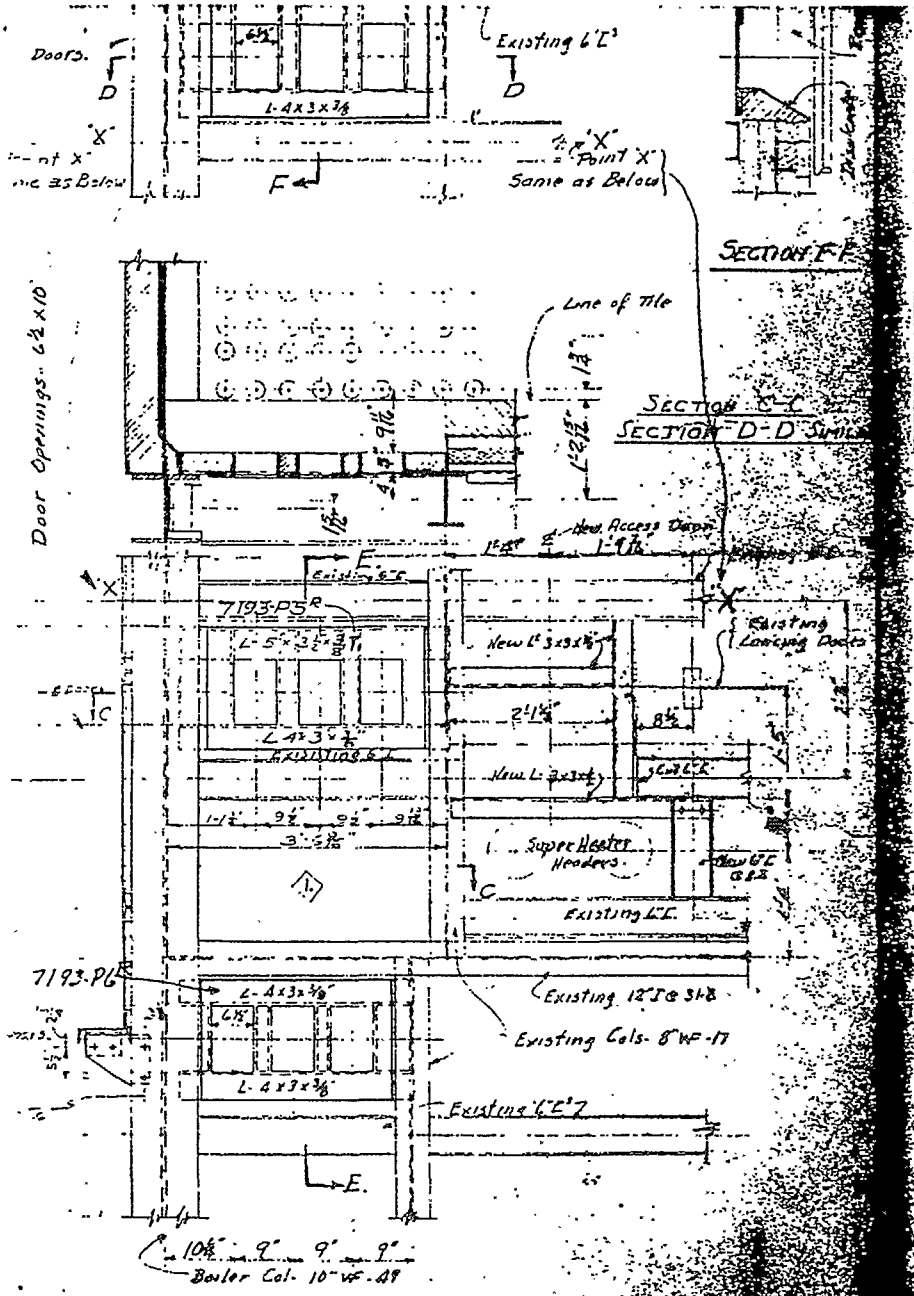


PART ELEVATION SOUTH SIDE W.H. BOILER
" " NORTH SIDE W.H. BOILER

| No. | BY | DATE |
|---|---|---|
| 2 | | |
| 1 | CFC | 5-6-47 |

REFERENCES

| ORG. No. | DESCRIPTION |
|---|---|
| 191 | Door Details & Assembly |
| 193 | Door Framing " |
| 194 | Rear Wall Framing Details |
| | |
| 087 | W.H.B. Dwg. Reference List |

JOB No 37A-1

DATE PRINTED JAN 7 1948

AMERICAN SMELTING AND ...
STEAM ...
WASTE HEAT ...
REAR WALL ...
GENERAL ...
DRAWN ...
TRACED
CHECKED
APPR.

PLAINTIFF'S EXHIBIT

ASA-998

ASARCO ELP 0001203

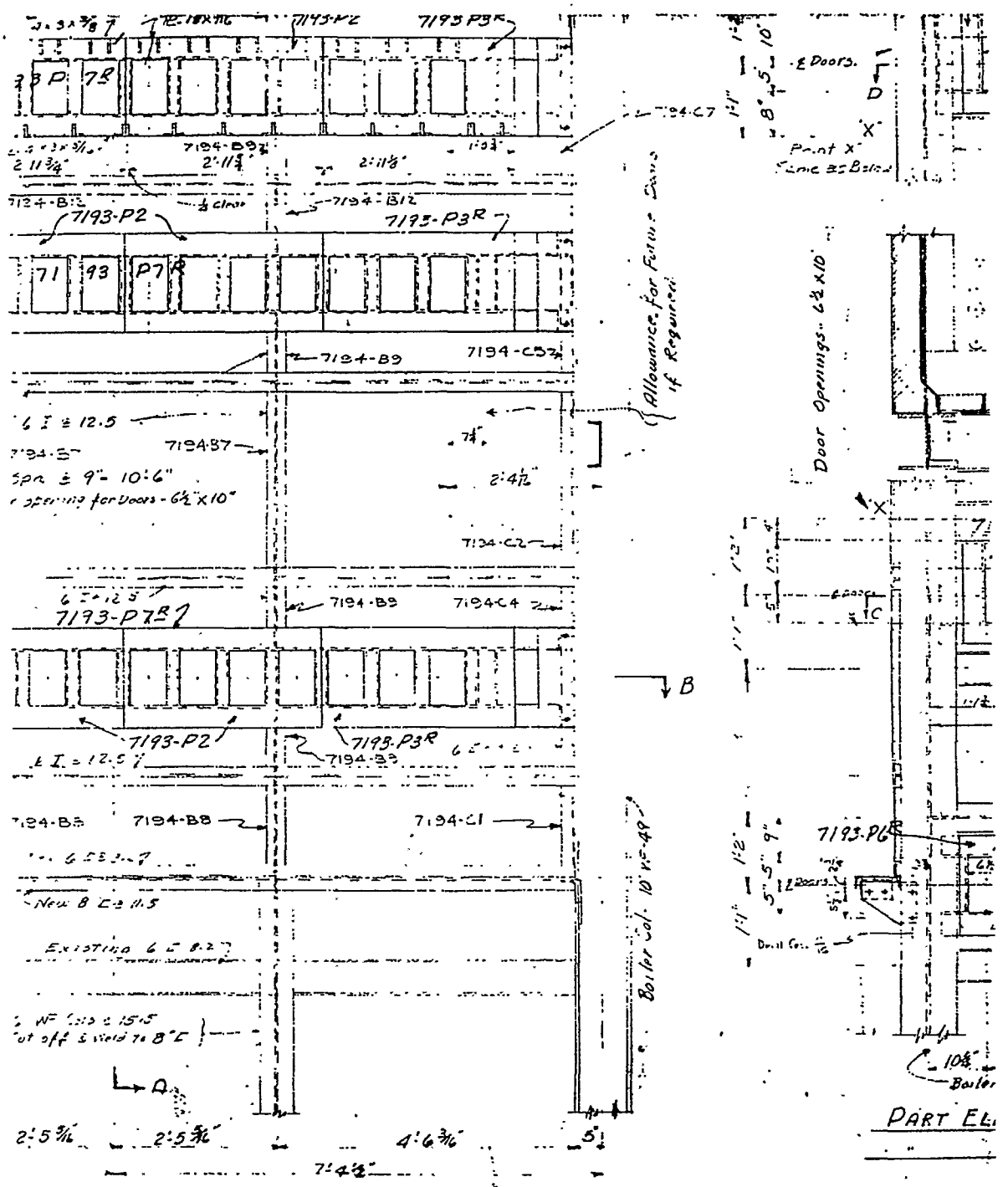


ELEVATION BOILER 2-A AS SHOWN

" " 2B OPP HAND

Note:-
Bolt all Door Frames with 5/8 Bolts
Weld where necessary for Tight Fit.
All Steel Beams & Channels to be
Located accurately.

| REFERENCES | |
|---|---|
| DRG. No. | |
| 7191. | Door Det |
| 7193 | Door Frame |
| 7194 | [illegible] |
| 708[illegible] | [illegible] |
| [illegible] | [illegible] |

ASARCO ELP 0001204

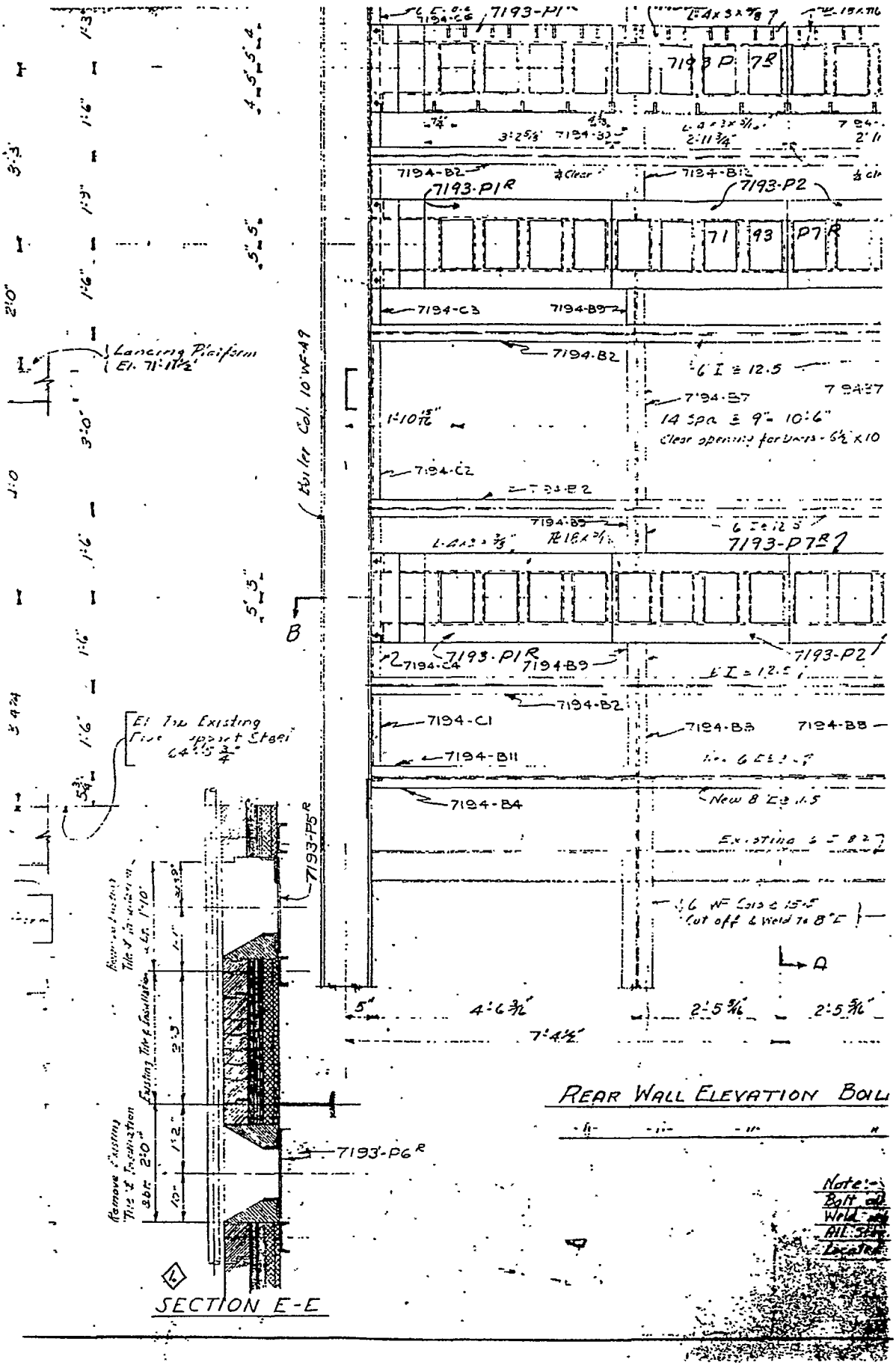

7193-P1
7193-P1R
7193-P2
7193-P7R
7194-B2
7194-B12
7194-C3
7194-B9
7194-B7
7194-C2
7194-C4
7194-C1
7194-B11
7194-B4
7194-B3
7194-B8
Lancing Platform
El. 71'-11½"
Boiler Col. 10" WF-49
14 Spa @ 9" = 10'-6"
Clear opening for Doors - 6½ x 10
New 8 [ @ 11.5
Existing 6 [ 8.2
Cut off & Weld to 8" [
El. Top Existing
Five Support Steel
64'-5¾"
7193-P5R
7193-P6R
Remove Existing Tile & Insulation
Existing Tile & Insulation
Remove Existing Tile & Insulation
SECTION E-E
REAR WALL ELEVATION BOIL
Note:-
Bolt all
Weld
All Stiff
Located

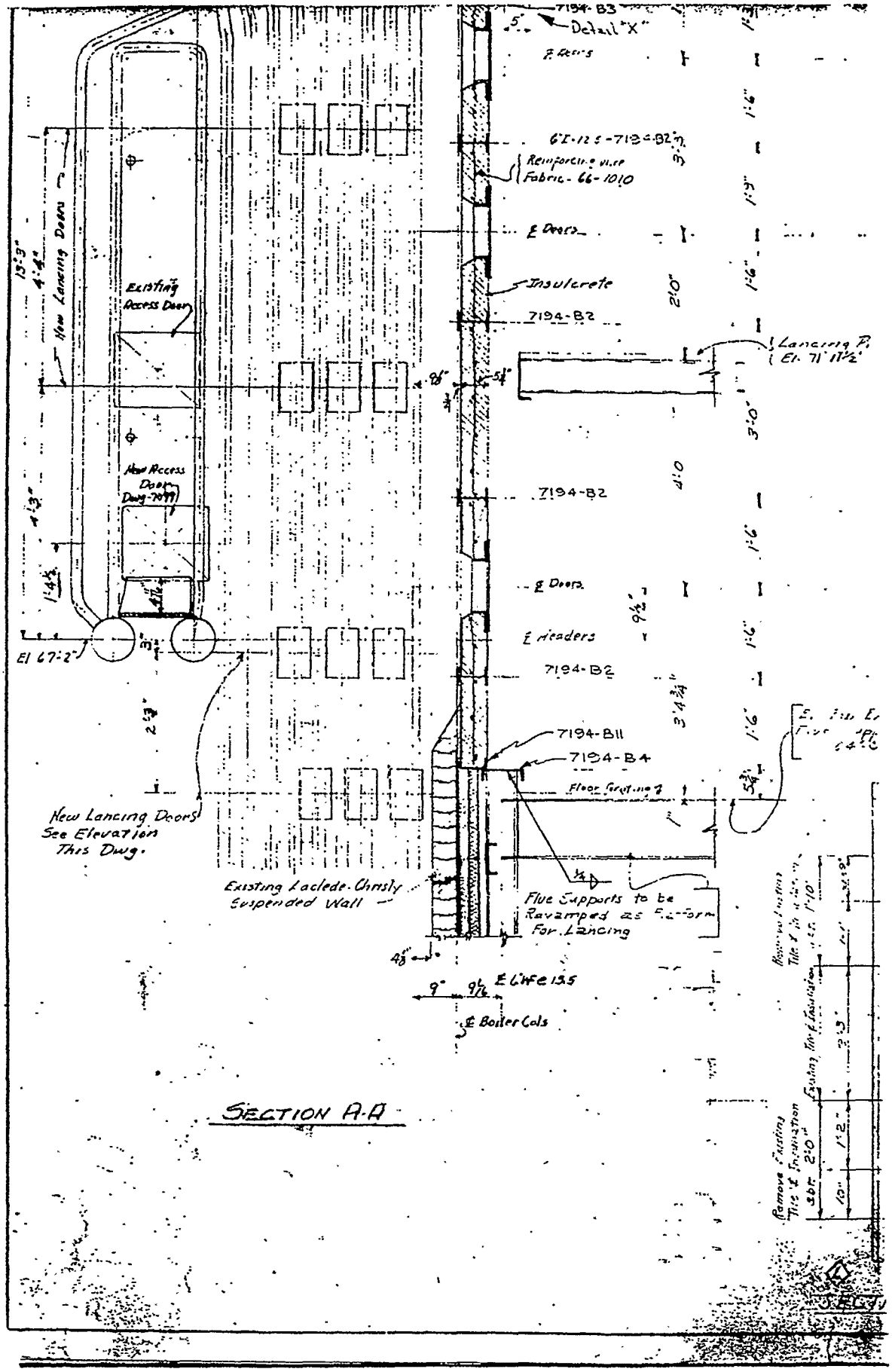
7194-B3
Detail "X"
Reinforcing wire Fabric - 66-1010
℄ Doors
Insulcrete
7194-B2
Lancing P. El. 71' 11½"
New Lancing Doors
Existing Access Door
New Access Door Dwg-7099
7194-B2
℄ Doors
℄ Headers
7194-B2
El 67'-2"
7194-B11
7194-B4
Floor Grating
New Lancing Doors See Elevation This Dwg.
Existing Laclede-Christy Suspended Wall
Flue Supports to be Revamped as Flat-form For Lancing
℄ Boiler Cols
SECTION A-A

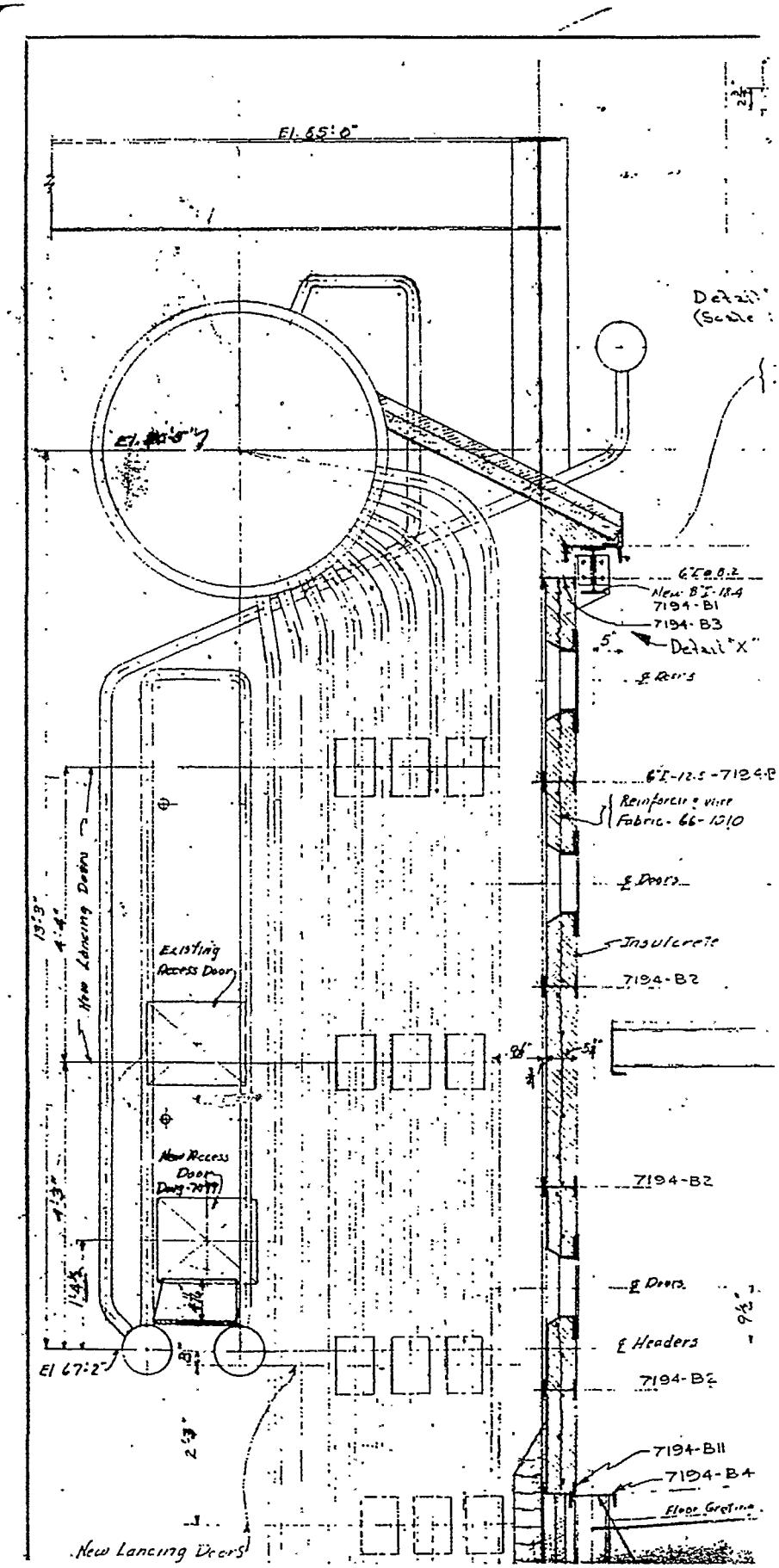
El. 65'-0"
Detail "X"
7194-B1
7194-B3
Detail "X"
Reinforcing wire Fabric - 66-1010
Insulcrete
7194-B2
7194-B2
Existing Access Door
New Access Door
New Lancing Doors
El 67'-2"
7194-B2
7194-B11
7194-B4
Floor Grating
New Lancing Doors

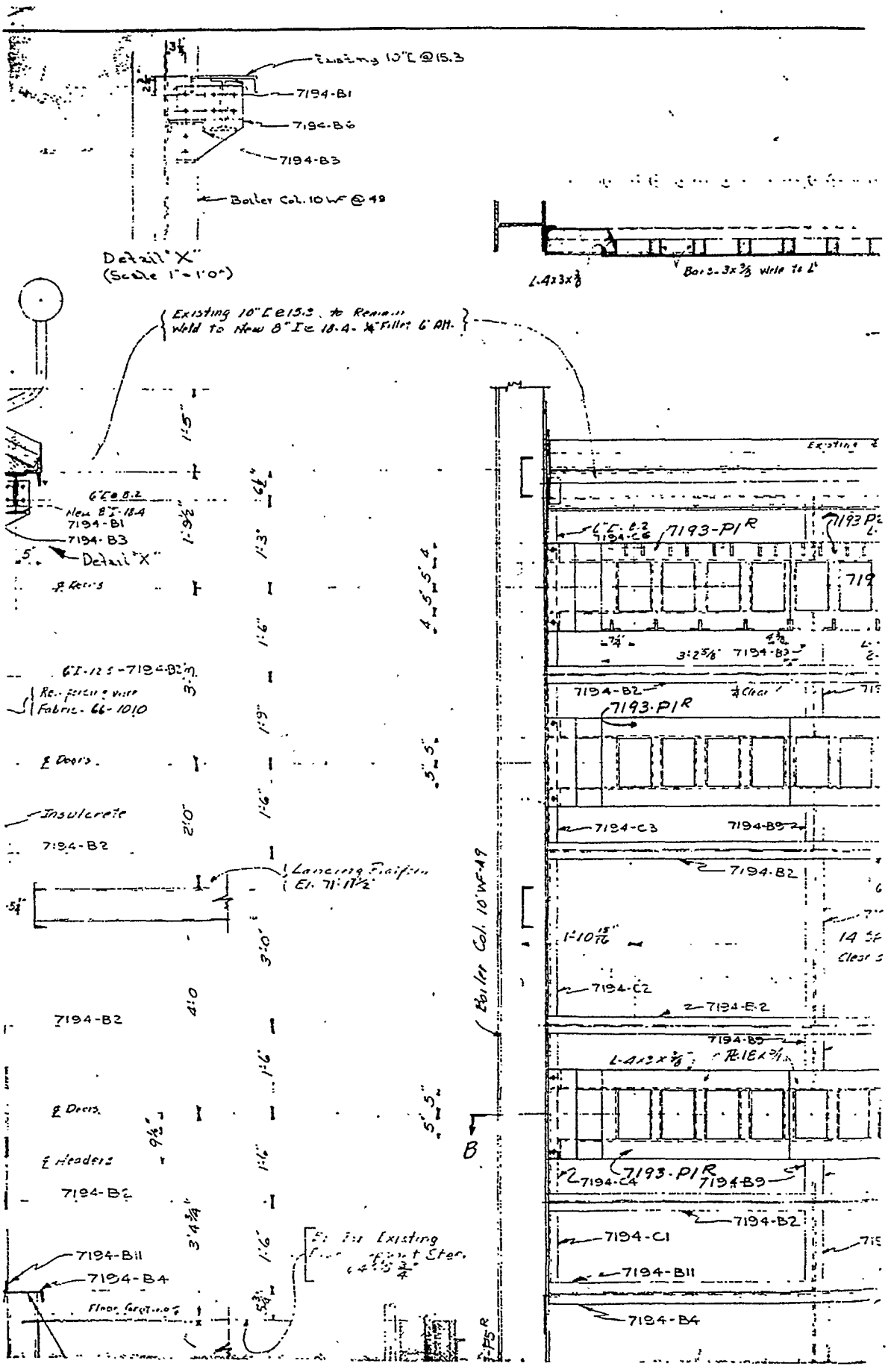
Existing 10"I @15.3
7194-B1
7194-B6
7194-B3
Boiler Col. 10WF@49
Detail "X"
(Scale 1"=1'0")
L 4x3x3/8
Bars 3x3/8 Wide To L
Existing 10"I @15.3 to Remain
Weld to New 8"I @ 18.4 - 1/4" Fillet 6" All.
6"I @ 8.2
New 8"I-18.4
7194-B1
7194-B3
Detail "X"
6"I-12.5 - 7194-B2
Re-Forcing Wire Fabric - 6G-1010
Insulcrete
7194-B2
Lancing Platform El. 71'-11 1/2"
7194-B2
Boiler Col. 10 WF 49
B
7194-B11
7194-B4
Floor Girders
7193-P1R
7194-C6
7194-B2
7194-C3
7194-B9
7194-C2
7194-C4
7194-C1
7194-B11
7194-B4

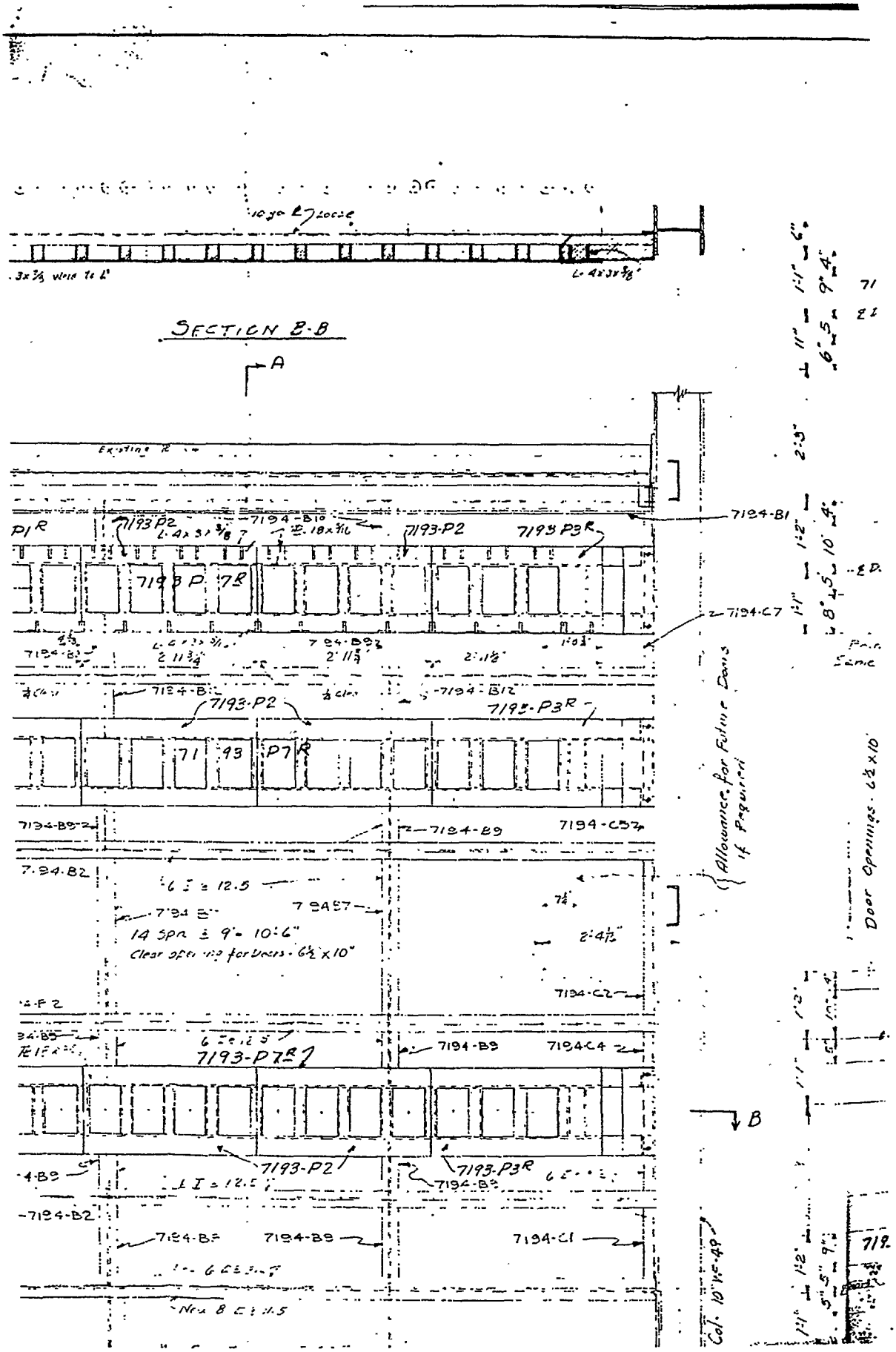
SECTION B-B
A
B
7194-B1
7193-P2
7193-P3R
7194-C7
7194-B9
7194-C5
7194-B2
7194-C2
7194-C4
7194-C1
7193-P7R
14 Spa @ 9' = 10'-6"
Clear opening for Doors - 6½ x 10"
Allowance for Future Doors if Required
Door Openings - 6½ x 10
Col. 10" WF-49

