CG 03 CODE KY-790-D PKG PROCESSES APPROVED BY
LOT A2J95 KY-790-D (C) FWP 12/10/81

SEE NOTE ON CLEANING

STANDARD HRS. TIME _____ M COMTYP JOB NAME: 03KY790DMC

TOTAL EST'D WGT 4006* LBS. FIRST AUTOMATED NON-BLEEDING

EQUIP		NAME : "KROLOR" YELLOW-PRIMROSE	USE LBS	N-CODE	ACCT LBS
203 & 205	1	RUN 60"(992 G) WATER IN V-203. RUN AGITATOR ON HIGH SPEED.			
	2	WEIGH IN DRUM & POUR IN	415	32-D	415
	3	DUMP IN & STIR 5 MIN LOT 3922	62X50	104-B	3100
1		RECORD: START 12:00 AM			
		FIN 2:00 AM			
	4	ADJUST TO 75"(1275 G)& RECORD:PH 8.5 (7.0-9.0) NOTE: VOLUMES HIGHER THAN 75" WILL CAUSE DUSTING FROM DUMP HOOD.			
	5	WITH AGITATOR ON LOW SPEED, PUMP V-203 THRU HOMOG AT 2400-2600 PSI INTO ~~V-205~~ V-263			
	6	WHEN V-203 MT, WASH COLOR THRU HOMOG WITH MIN HOT WATER AT 2400-2600 PSI INTO V-205			
	7	RECORD: V-205 VOL 42" & ADJ TO 55" (2016 G)			
	8	INSPECT HOMOG STRAINER & CLEAN IF NECESSARY			
205	9	RUN 12" (617 G) WATER INTO V-243 & START AGITATOR			
SV	10	PUMP V-205 THRU HOMOG AT 4800-5200 PSI INTO SV. RECORD: TIME START 5:25 AM TOTAL MINUTES 135			
2		NOTE: IF HOMOG PRESSURE FALLS BELOW 4800 PSI, 3-WAY VALVE WILL RECIRCULATE SLURRY TO V-205			
	11	WHEN V-205 MT, RUN IN 5" (240 G) WATER & PUMP THRU HOMOG AT 4800-5200 PSI.RINSE WITH HOT WATER.			
SP & CP	12	SP STEP 01 - SET FORMULA SELECTOR TO POSITION 4 (V-243) OR POSITION 9 (V-244)			
	13	PRESS SV CAN RESET PB - SET 22 TC IN AUTO REMOTE (TEMP IS SET AT 190-194*F)			
3	14	RECORD LEVELS & SET R/M COUNTER #1 AS FOLLOWS:			
		A. 11LG 48 % PRESET #3 22 GAL		115-D	118
	15	SET STRIKE FLOW CONTROLLERS AS FOLLOWS:			
		A 3FC10 (N-27-D CONTROLLER) IN MANUAL 0.84 GPM		27-D	351
		B 3FC20 (N-27-D WATER) IN MANUAL LOCAL 7.49 GPM			
		C 3FR10 (N-27-D/WATER) RATIO 0.9			
		D 8FC10 (N-32-D CONTROLLER) IN MANUAL 1.13 GPM		32-D	2375
		E 8FC20 (N-32-D WATER) IN MANUAL LOCAL 6.20 GPM			
		F 8FC20 (N-32-D WATER) IN REMOTE			
		G 8FR10 (N-32-D/WATER) RATIO 1.1			

FEB 3 1982

EQUIPMENT		PAGE 2 CG 03 KY-790-D COMTYP JOB NAME: 03KY790DMC V-243	USE LBS	N-CODE	ACCT LBS
SV	16	OPERATOR STEP PB			
CP0	17	RECORD LEVEL 2LG 88 % IF <35% FOLLOW SOLUTION			
&		MAKE-UP PROCEDURE FOR N-27-D			
CP	18	ADJUST SV TO 63° (3238 G)			
		RECORD PH 7.6 (7.0-9.0)			
4	19	OPERATOR STEP PB			
SV	20	SP STEP 06/39- AFTER HEAT-UP, RECORD: PH 6.7 (9.0-9.5)			
SP	21	ADJUST PH TO 9.0-9.5 (UP ONLY) ASSUME 50%	72	7-D	36
&		DILUTE TO 5% (10 PARTS WATER TO 1 PART N-7-D)			
4		SIPHON INTO SV. RECORD: PH 9.2			
SV	22	SWITCH 3FC20, 8FC10, & 8FC20 TO AUTO			
SP	23	OPERATOR STEP PB			
	24	SP STEP 10/43. WHEN 3FC20, 8FC10 & 8FC20 FLOWS			
		IN LIMITS SWITCH 3FC10 TO AUTO. OPERATOR STEP PB.			
	25	SP STEP 11/44. WHEN 3FC10 & 3FC20 FLOW IN LIMITS,			
		SWITCH 3FC20 TO REMOTE. OPERATOR STEP PB			
	26	DURING STRIKE RECORD PH & TIME AS FOLLOWS 11:15	SHUT	N-27-	OFF
		SP STEP			
		V-243/V-244 PH RANGE TIME			
		13/46 (30 MIN) 8.5 to 9.0 9.0- 9.8 11:45 AM			
		14/47 (60 MIN) 9.2 9.0- 9.8 12:15 PM			
		15/48 (2 HRS) 9.2 9.0- 9.8 1:15 PM			
		16/49 (3 HRS) 9.2 9.0- 9.8 2:15 PM			
		17/50 (FINAL) 8.3 7.5-8.5 2:30			
		NOTE: IF PH NOT IN RANGE, NOTIFY SUPV & NOTE			
		IN LOG. IF FINAL PH IS ABOVE 8.5, ADJUST TO			
		PH 7.5-8.5 & RECORD : PH 8.3 ASSUME 78%	____	27-D	____
	27	SP STEP 17/50 - AFTER CHECKING PH, OPERATOR PB			
	28	SIFT IN	150	128-A	150
	29	SP STEP 23/53 - RECORD: PH 5.3 (3.3-3.7)			
	30	IF NECESSARY, ADJUST PH TO 3.3-3.7(DOWN ONLY)			
		RECORD: PH 3.7			
		NOTE: USE LIQUID ALUM, N-115-A. ADD TO SV VIA			
		BADGER METER. STIR 5 MIN. AFTER EACH			
		ADDITION. ASSUME 50%	50	115-A	25
	31	ADJ PH TO 4.0-4.4 WITH DILUTE N-7-D (10 PARTS			
		WATER TO 1 PART N-7-D)			
		SIPHON N-7-D INTO SV & RECORD: PH 4.2 ASSUME 50%	30	7-D	15
	32	OPERATOR STEP PB (ADVANCE TO SP STEP 60)			
	33	SP STEP 60 - BATCH COMPLETE Pump To V262			

START TIME	START SP STEP	FINISH TIME	FINISH SP STEP	OPTR
5:25 A.M	____	7:00 A.M	____	381-438
5:25	____	7:00 P.M	____	114-126
____	____	____	____	____
____	____	____	____	____

DUP050109662

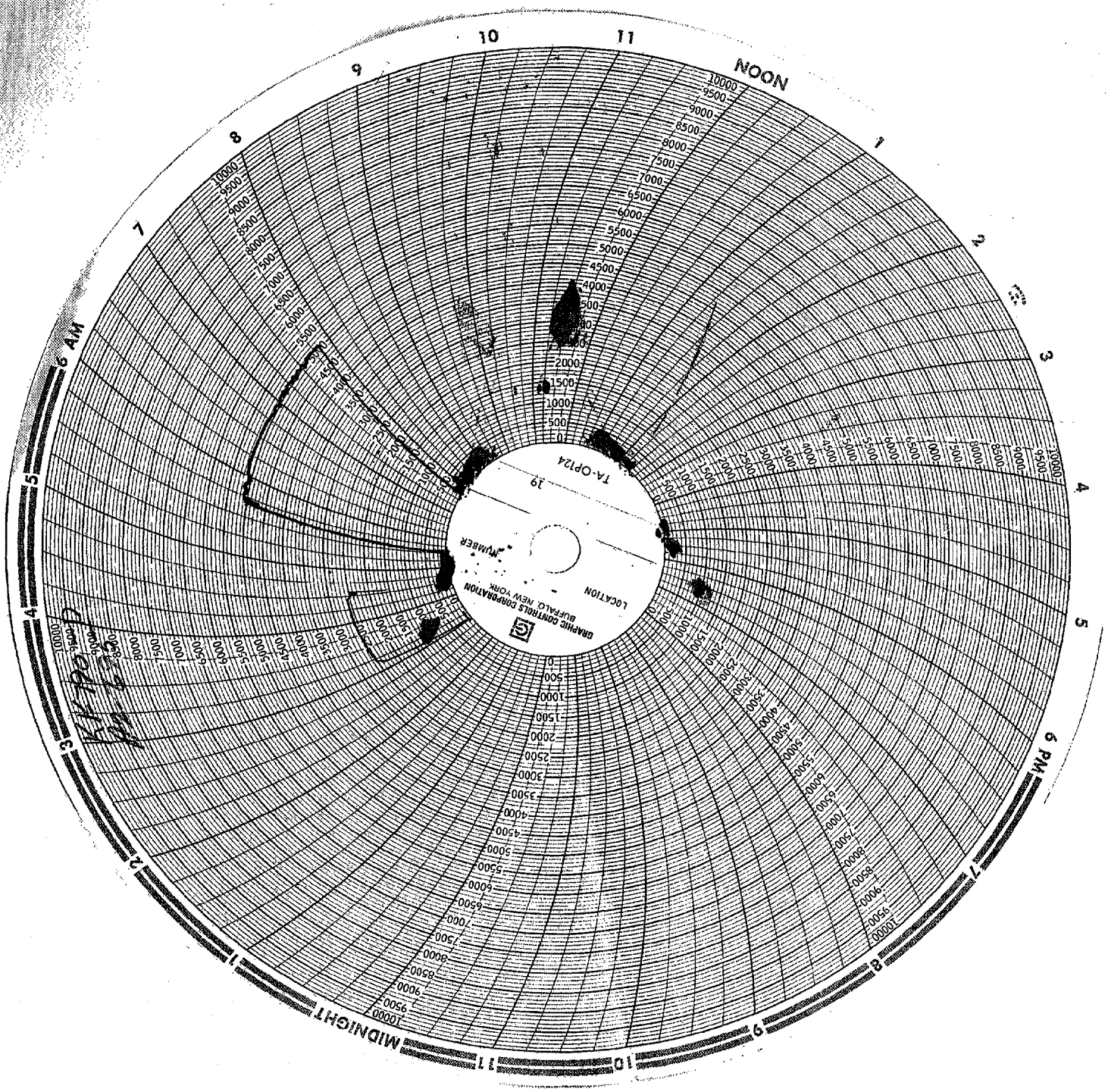

DUP050109663

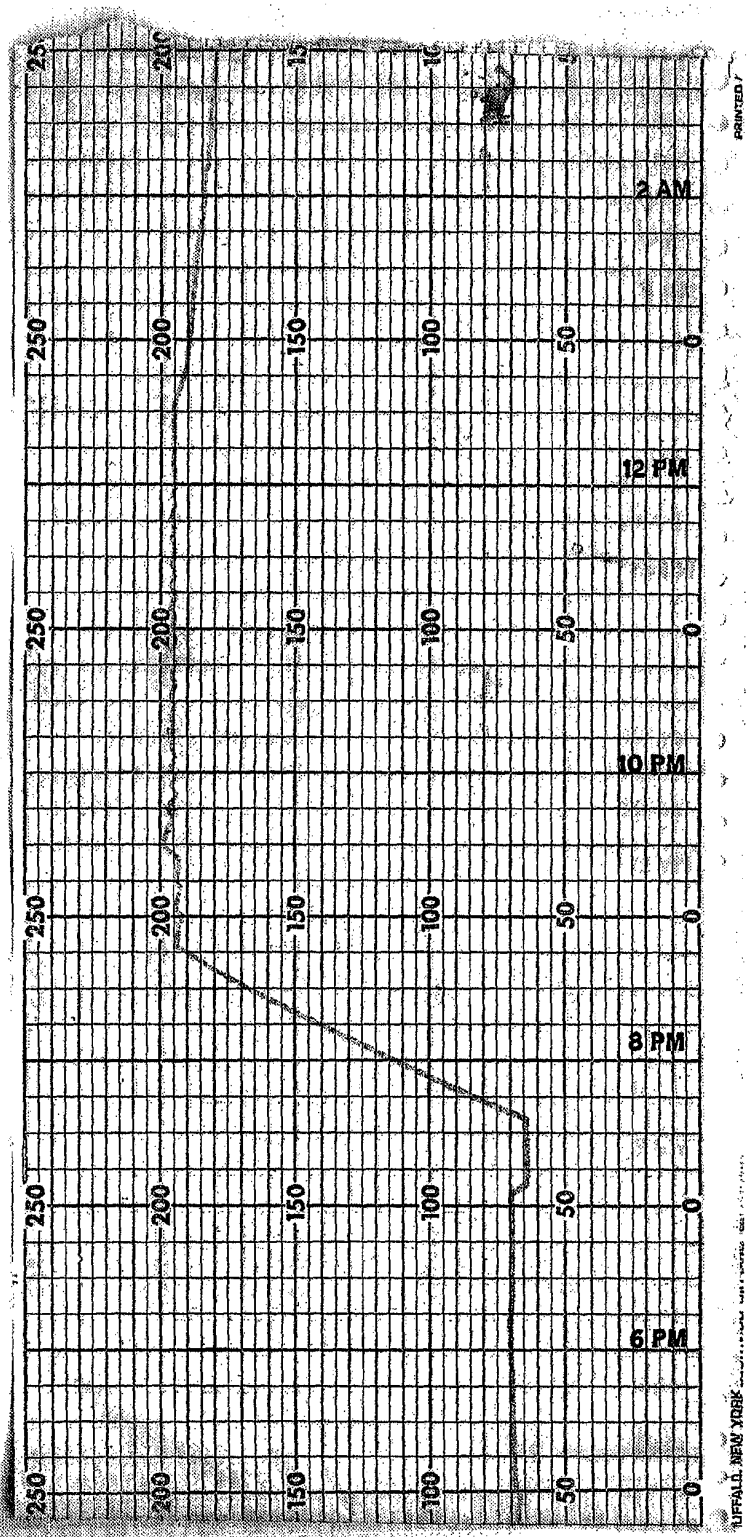

DUP050109664

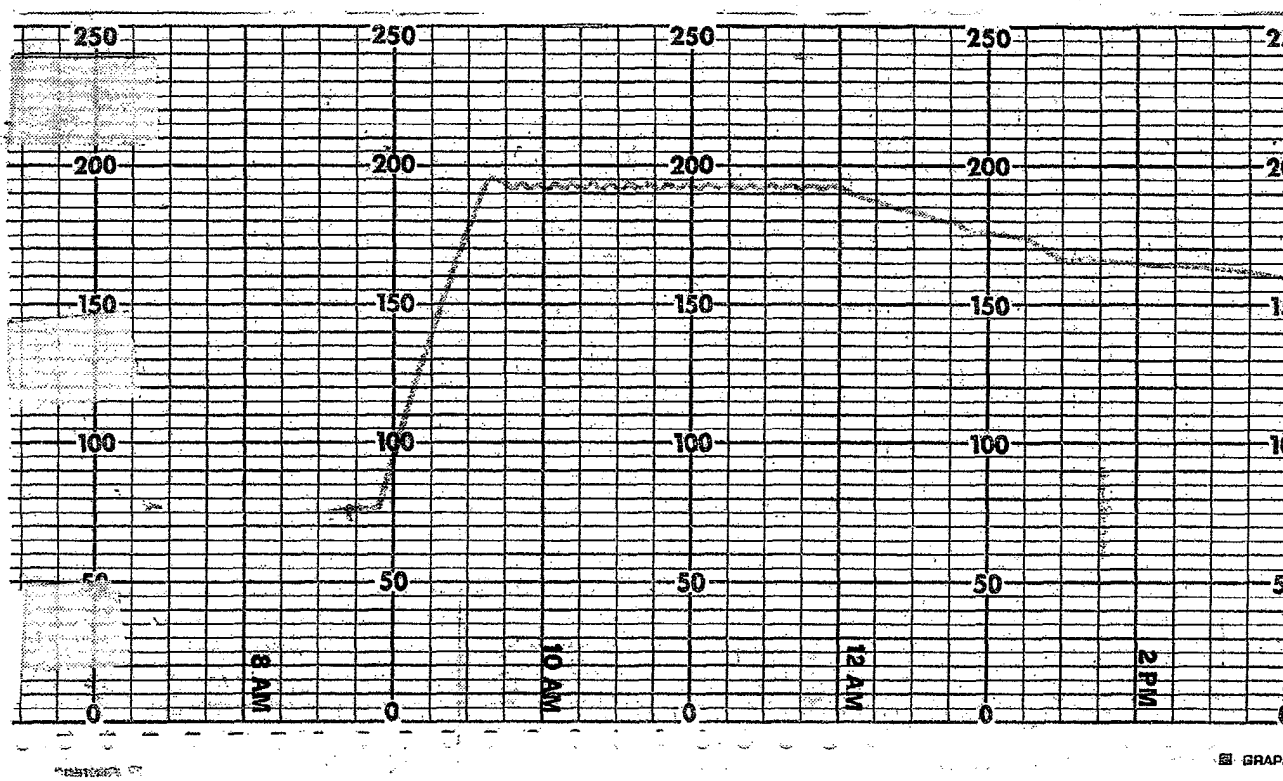

DUP050109665