Utica - Imperial SUPER - SMOKELESS Boilers

Made in Thirty-one Sizes for Steam and Hot Water; Capacity 1,200 to 17,000 Sq. Ft. Steam; 1,975 to 28,325 Sq. Ft. Hot Water

CAPACITIES AND DIMENSIONS OF UTICA-IMPERIAL SUPER-SMOKELESS BOILERS

Steam Boiler Number	Rating (Square Feet)	Water Boiler Number	Rating (Square Feet)	Grate Area (Sq. Ft.)	Size of Pit Under Ash Pit (Inches)	Size of Foundation (Inches)	Length of Boiler Overall (Inches)	Minimum Chimney Sizes* Flue (Inches) Square	Flue (Inches) Round	Height (Feet)
S-245	1,200	W-245	1,975	4.88	35 x24	39¼x29½	59¼	12x12	12	40
S-246	1,500	W-246	2,475	6.10	43 x24	47½x29½	67½	12x12	12	40
S-247	1,800	W-247	2,975	6.10	43 x24	55¼x29½	73¾	14x14	14	45
S-248	2,100	W-248	3,475	7.32	51 x24	65 x29½	82	14x14	14	50
S-249	2,400	W-249	3,975	7.32	51 x24	73¼x29½	90¼	14x14	14	55
S-335	2,000	W-335	3,325	6.95	35 x33½	39¼x39	60¾	16x16	15	40
S-336	2,500	W-336	4,175	8.68	43 x33½	47½x39	69	16x16	15	40
S-337	3,000	W-337	5,000	10.42	51 x33½	55¾x39	77¼	16x16	15	40
S-338	3,500	W-338	5,825	12.15	60 x33½	65 x39	83½	18x18	16	50
S-339	4,000	W-339	6,675	13.89	68 x33½	73¼x39	91¾	18x18	16	50
S-3310	4,700	W-3310	7,850	15.63	77 x33½	81½x39	100	20x20	20	55
S-405	2,750	W-405	4,575	9.25	35 x44½	39¼x52	65¼	18x18	18	50
S-406	3,500	W-406	5,825	11.57	43 x44½	47½x52	73½	18x18	18	50
S-407	4,250	W-407	7,075	13.88	51 x44½	55¾x52	81¾	18x18	18	50
S-408	5,000	W-408	8,325	16.19	60 x44½	65 x52	90	20x20	20	55
S-409	5,750	W-409	9,575	18.51	68 x44½	73¼x52	98¼	20x20	20	55
S-4010	6,500	W-4010	10,825	20.82	77 x44½	81½x52	106½	20x20	20	60
S-4011	7,250	W-4011	12,075	23.13	84½x44½	90¾x52	112¾	22x22	22	60
S-4012	8,000	W-4012	13,325	23.13	89 x44½	99 x52	121	22x22	22	65
S-4013	8,750	W-4013	14,575	23.13	89 x44½	107¼x52	129¼	22x22	22	70
S-4014	9,500	W-4014	15,825	23.13	89 x44½	115½x52	137½	22x22	22	75
S-4015	10,250	W-4015	17,075	23.13	89 x44½	123¾x52	145¾	22x22	22	75
S-4016	11,000	W-4016	18,325	23.13	89 x44½	132 x52	154	22x22	22	80
S-4017	11,750	W-4017	19,575	23.13	89 x44½	140¼x52	162¼	24x24	24	80
S-4018	12,500	W-4018	20,825	23.13	89 x44½	148½x52	170½	24x24	24	80
S-4019	13,250	W-4019	22,075	23.13	89 x44½	156¾x52	178¾	24x24	24	85
S-4020	14,000	W-4020	23,325	23.13	89 x44½	165 x52	187	24x24	24	90
S-4021	14,750	W-4021	24,575	23.13	89 x44½	173¼x52	195¼	24x24	24	100
S-4022	15,500	W-4022	25,825	23.13	89 x44½	181½x52	203½	26x26	26	100
S-4023	16,250	W-4023	27,075	23.13	89 x44½	189¾x52	211¾	26x26	26	100
S-4024	17,000	W-4024	28,325	23.13	89 x44½	198 x52	220	2.3x25	26	100

Series	24	33	40
Height to Top of Steam Trimmings	60″	72¼″	77½″
Height to Top of Outlets	54″	64½″	69″
Height of Water Line	45½″	53″	57″
Width Including Trimmings	46″	53″	66″
Width Excluding Trimmings	34¾″	48″	58″
Width of Ashpit	29½″	39″	52″

Series	24	33	40
Height of Ashpit	10″	10″	11″
Length of Smoke Box	20″	21½″	28″
Height to Center of Smoke Collar	40″	47″	51″
Height to Bottom of Smoke Box	33½″	39½″	41″
Height to Top of Smoke Box	46½″	54½″	61″
Size of Feed Door	9¼″x15″	10″x18″	12½″ 24″

* These sizes apply only to single boilers. If two or more boilers are to be used, send for schedule of chimney sizes.



A Typical Installation Showing a Battery of Four SUPER-SMOKELESS BOILERS With a Total Boiler Capacity of 38,000 Sq. Ft.

Petroleum Heat and Power Company

Manufacturers — Contractors — Engineers of FUEL OIL BURNING EQUIPMENT for Power Plants — Buildings — Residences

NEW YORK BOSTON PROVIDENCE



Battery of Four 250 H.P. Oil Fired Boilers in Saxony Worsted Mills

Two Turbine Burners in Each Boiler in Western Electric Co. Plant

The Petroleum Heat and Power Co., who were the pioneers in the fuel oil burning industry, have to offer to the heating and ventilating engineers a first class organization, with a complete factory at Stamford, Conn., devoted exclusively to the manufacture of oil burning equipment.

Offices are maintained in New York, Boston and Providence, with agents in all the principal cities, where engineering services are available for heating contractors contemplating the recommendation of fuel oil burning equipment to their clients. In each of these districts there is a fully equipped Service Station for the maintenance of the installations already made; also a delivery system for the supplying of this modern fuel.

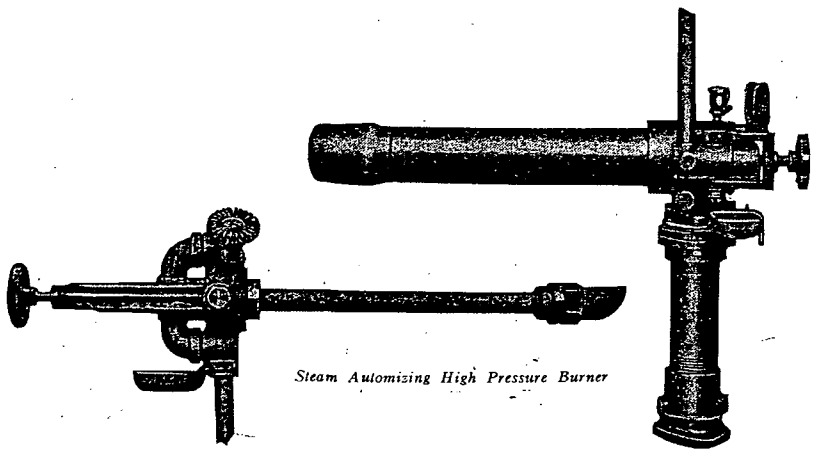

Steam Automizing High Pressure Burner

Turbine Burner