PLAINTIFF'S EXHIBIT

GP-1357



Georgia-Pacific 1972 Annual Report

SGP 0030427



Profile–1972

(Continued)

A Strong Natural Resource Position

Georgia-Pacific's greatest strength lies in its high-quality timber, gypsum, metallurgical coal and natural gas reserves. Our natural resource position is unusual and merits your close attention.

Timber is our most important resource. Georgia-Pacific owns in fee over three million acres of timberland in the United States and another million acres in Canada and Brazil. This ownership is supplemented by exclusive cutting rights on 1.27 million acres of additional timberland including approximately 800,000 acres of high-quality hardwoods in East Kalimantan, Indonesia, and 200,000 acres in the Republic of the Philippines. Total fee ownership, plus cutting rights and leases, gives the Company access to approximately 5.37 million acres of timberland. Practically all of this land is located in geographic and climatic regions recognized as the finest tree-growing areas in the world.

The lands described support a wide range of desirable tree species. On the West Coast of the U.S. our most dominant species are Douglas fir and hemlock. In the Southern states we grow loblolly pine and miscellaneous hardwoods. In Brazil our lands support the exotic woods known as sande, virola, muiratinga, massaranduba and acapu. In Indonesia and the Philippines, various



lauans, including the commonly-known Philippine mahogany, grow in abundance.

Georgia-Pacific's timberlands are highly developed and are managed to provide a continuous supply of wood for the future. We restock our lands as soon as the trees are harvested and, in 1972, over nine million seedlings were hand-planted on G-P timberlands. A large part of these seedlings were hybrid super trees developed as a result of

SGP 0030428





several decades of genetics research in Company laboratories and field research plantations. They should result in twice normal early growth, lower mortality, higher quality wood and enable us to obtain a 30 to 50 year harvesting cycle thus increasing the productivity of our timberlands.

At the present time, Georgia-Pacific domestic fee lands are capable of growing in excess of one billion board feet annually on a sustained-yield basis. We currently obtain about 50 percent to 55 percent of our log requirements from our own timberlands and purchase the balance from outside sources, including private owners as well as governmental agencies. This policy gives us good flexibility to either use our own low-cost timber or, when open market prices are appropriate, to use outside sources for wood supply.

In the area of mineral resources, the Company owns the underlying mineral rights on most of its fee lands in the United States. Gypsum reserves amount to approximately 166 million tons—a quantity estimated to adequately supply present G-P gypsum plants for a period of 80 years. Our proven metallurgical coal reserves are estimated at 251 million recoverable tons. The Company does not engage in coal mining or natural gas or oil production but leases to others, on a royalty basis, the right to explore, mine, produce and market coal, gas and oil.

In summary, Georgia-Pacific's natural resource position has never been stronger. Our timber is of the highest quality and is located in the finest timber-growing areas of the world. Our research in tree genetics is making the land more productive and our research in manufacturing techniques is enabling us to extract more end-products from the raw fiber produced by the land.

As environmental concerns cast a shadow on non-renewable resources, the forever-growing forests become more valuable because they are easily replenished.

Today over 5,000 products—from the mundane to the exotic—are made from wood fiber or from wood chemicals. Increasing world-wide demand will see this list grow. And, Georgia-Pacific has the fiber base and the vision and skill necessary to convert its raw material into the commodities and specialties of the future.

Profile–1972

Resources Distributed



AN ISLAND IN A SEA OF TREES

Here is a fitting example of our integrated manufacturing and resource utilization philosophy. At this major Georgia-Pacific wood products complex at Russellville, South Carolina, we operate on a large, single site a pine plywood plant, a high-speed dimension pine lumber and wood chip producing sawmill, a pine particleboard plant utilizing the wood leftovers from the plywood and sawmill operations, plus a new resin plant to provide glues for the making of plywood and particleboard. Certainly one of our greatest strengths at Russellville, and at similar G-P forest products complexes in the South, is the availability and closeness of high-quality timber.

Plants and Mills

Georgia-Pacific Corporation excluding Louisiana-Pacific
December 31, 1972



FIR PLYWOOD PLANTS—5

799,000,000 sq. ft. rated annual capacity (3/8" rough basis—3-shift, five day)
843,000,000 sq. ft. 1972 production

	Capacity—sq. ft.
Camp Adair (Corvallis), Oregon	209,000,000
Coos Bay, Oregon	145,000,000
Coquille, Oregon	150,000,000
Springfield, Oregon	160,000,000
Toledo, Oregon	135,000,000

GREEN FIR VENEER PLANTS—4

318,900,000 sq. ft. rated annual capacity (3/8" rough basis—2-shift, five day)
325,000,000 sq. ft. 1972 production

Eugene, Oregon	91,000,000
Norway, Oregon	80,000,000
Rogue River, Oregon	65,400,000
Sutherlin, Oregon	82,500,000

LAUAN VENEER PLANT—1

248,000,000 sq. ft. rated annual capacity (surface measure basis—2-shift, five day)
250,000,000 sq. ft. 1972 production

Lianga Bay, Philippines	248,000,000

VIROLA VENEER PLANT—1

236,000,000 sq. ft. rated annual capacity (surface measure basis—2-shift, five day)
229,000,000 sq. ft. 1972 production

Portel, Brazil	236,000,000

HARDWOOD PLYWOOD PLANTS—5

589,900,000 sq. ft. rated annual capacity (surface measure basis)
490,000,000 sq. ft. 1972 production

Eugene, Oregon (2 plants)	311,000,000
Junction City, Oregon	150,500,000
Savannah, Georgia	125,000,000
Sumter, South Carolina	3,400,000

SOUTHERN PINE PLYWOOD PLANTS—12

1,787,000,000 sq. ft. rated annual capacity (3/8" rough basis—3-shift, five day)
1,736,000,000 sq. ft. 1972 production

	Capacity—sq. ft.
Chiefland, Florida	122,000,000
Crossett, Arkansas (2 plants)	300,000,000
Emporia, Virginia	160,000,000
Fordyce, Arkansas	150,000,000
Gloster, Mississippi	160,000,000
Louisville, Mississippi	100,000,000
Monticello, Georgia	200,000,000
Russellville, South Carolina	150,000,000
Savannah, Georgia	138,000,000
Taylorsville, Mississippi	162,000,000
Whiteville, North Carolina	145,000,000

WEST COAST STUD MILLS—3

75,500,000 bd. ft. rated annual capacity
77,000,000 bd. ft. 1972 production

	Capacity—bd. ft.
Coquille, Oregon	28,500,000
Springfield, Oregon	29,000,000
Toledo, Oregon	18,000,000

SOUTHERN HARDWOOD SAWMILLS—5

96,000,000 bd. ft. rated annual capacity
94,000,000 bd. ft. 1972 production

Alcolu, South Carolina	26,000,000
Conway, South Carolina	17,000,000
Enfield, North Carolina	17,000,000
Plymouth, North Carolina	22,000,000
Savannah (Port Wentworth), Georgia	14,000,000

APPALACHIAN HARDWOOD SAWMILLS—6

82,600,000 bd. ft. rated annual capacity
87,000,000 bd. ft. 1972 production

	Capacity—bd. ft.
Gilbert, West Virginia	10,600,000
Harlan (Evarts), Kentucky	15,000,000
Laeger (McDowell), West Virginia	12,000,000
Rainelle, West Virginia	16,000,000
Richwood, West Virginia	16,000,000
Vansant, Virginia	13,000,000

SOUTHERN PINE SAWMILLS—8

296,500,000 bd. ft. rated annual capacity
354,000,000 bd. ft. 1972 production

Ahoskie, North Carolina (C-N-S)	35,000,000
Columbia, Mississippi (C-N-S)	30,000,000
Cross City, Florida (C-N-S)	50,000,000
El Dorado, Arkansas	55,000,000
Monticello, Georgia (C-N-S)	33,500,000
Russellville, South Carolina (C-N-S)	28,000,000
Varnville, South Carolina (C-N-S)	37,000,000
Whiteville, North Carolina (C-N-S)	28,000,000

SOUTHERN STUD MILLS—6

139,600,000 bd. ft. rated annual capacity
122,000,000 bd. ft. 1972 production

Chiefland, Florida	9,600,000
Crossett, Arkansas	30,000,000
El Dorado, Arkansas	25,000,000
Monticello, Georgia	15,000,000
Russellville, South Carolina	30,000,000
Taylorsville, Mississippi	30,000,000

HARDBOARD PLANTS—2

390,000,000 sq. ft. rated annual capacity (1/8" basis)
443,000,000 sq. ft. 1972 production

	Capacity—sq. ft.
Conway, North Carolina	180,000,000
Coos Bay, Oregon	210,000,000

SGP 0030431





PANELBOARD PLANTS—2

163,000,000 sq. ft. rated annual capacity (⅛" basis)
10,000,000 sq. ft. 1972 production

	Capacity—sq. ft.
Taylorsville, Mississippi	83,000,000
Whiteville, North Carolina	80,000,000

PARTICLEBOARD PLANTS—5

539,000,000 sq. ft. rated annual capacity (¾" basis)
538,000,000 sq. ft. 1972 production

Crossett, Arkansas (¾₆" basis)	200,000,000
Louisville, Mississippi	74,000,000
Russellville, South Carolina	90,000,000
Taylorsville, Mississippi	90,000,000
Vienna, Georgia	85,000,000

GYPSUM BOARD PLANTS—10

1,872,000,000 sq. ft. rated annual capacity
1,953,000,000 sq. ft. 1972 production

Acme, Texas	400,000,000
Akron, New York	114,000,000
Blue Rapids, Kansas	78,000,000
Brunswick, Georgia	304,000,000
Buchanan, New York	180,000,000
Fort Dodge, Iowa	241,000,000
Grand Rapids, Michigan	147,000,000
Lovell, Wyoming	80,000,000
Sigurd, Utah	147,000,000
Wilmington, Delaware	181,000,000

Gypsum Plaster Mills

(plaster mills operating at all gypsum plants)
135,000 tons rated annual capacity
127,000 tons 1972 production

GYPSUM JOINT SYSTEM—2

76,000 tons rated annual capacity
83,000 tons 1972 production

	Capacity—tons
Chicago, Illinois	15,000
Marietta, Georgia	26,000
Mill Production	35,000

PRIMARY PULP AND PAPER PLANTS—20

1,894,000 tons rated annual capacity
1,848,000 tons 1972 production

		Capacity—tons
Bellingham, Washington	Bleached sulphite pulp	126,000
	Tissue paper	75,000
	Paperboard	16,000
Crossett, Arkansas	Kraft paper	180,000
	Foodboard	150,000
	Tissue paper	85,000
Delair, New Jersey	Gypsum paper	65,000
Gary, Indiana	Tissue paper	24,000
Kalamazoo, Michigan	Reclaimed fiber	30,000
Lyons Falls, New York	Semi-chemical	45,000
Plattsburgh, New York	Tissue paper	55,000
Port Hudson, Louisiana	Bleached hardwood kraft pulp	225,000
Pryor, Oklahoma	Gypsum paper	55,000
Santa Clara, California	Corrugating medium	45,000
Thorold, Ontario, Canada	Gypsum paper	66,000
	Groundwood	35,000
Toledo, Oregon	Kraft linerboard	280,000
	Kraft paper	85,000
Tomahawk, Wisconsin	Tissue paper	7,000
Woodland, Maine	Kraft pulp	175,000
	Groundwood	70,000

PAPER CONVERTING PLANTS—41

904,000 tons rated annual capacity
5,068,000,000 sq. ft. rated annual capacity
832,000 tons 1972 production
3,984,000,000 sq. ft. 1972 production

Ajax, Ontario, Canada	Cardboard partitions	6,000 Tons
Archbold, Ohio	Corrugated packaging	50,000,000 sq. ft.
Asheboro, North Carolina	Corrugated packaging	540,000,000 sq. ft.
Atlanta, Georgia	Checkbook covers	—
Aurora, Illinois	Folding cartons	10,000 Tons
	Milk cartons	22,000 Tons
Bellingham, Washington	Tissue products	70,000 Tons
Burlington, Iowa	Safety check paper	10,000 Tons
Chicago Heights, Illinois	Folding cartons	10,000 Tons
Cincinnati, Ohio (2 plants)	Label printing & cutting	22,500 Tons
Crossett, Arkansas	Tissue products	85,000 Tons
	Grocery bags & sacks	37,000 Tons
	Milk carton & poly coating	31,500 Tons
(Remanufacturing plant)	Extrusion	—
Gary, Indiana	Tissue products	24,000 Tons
Gilman, Vermont	Printing paper	50,000 Tons
Kalamazoo, Michigan	Printing paper	105,000 Tons

SGP 0030432

Plants and Mills

Continued

Lancaster, Pennsylvania (1 plant)	Milk carton	20,000 Tons
	Folding carton	2,000 Tons
	Paper plate	4,000 Tons
Lockport, Illinois	Label printing & cutting	7,000 Tons
Los Angeles, California	Corrugated packaging	1,100,000,000 sq. ft.
Lyons Falls, New York	Printing papers	60,000 Tons
Madera, California	Corrugated packaging	700,000,000 sq. ft
Modesto, California	Corrugated packaging	750,000,000 sq. ft
Monticello, Iowa	Corrugated packaging	120,000,000 sq. ft.
Muncie, Indiana	Folding carton	8,000 Tons
Olympia, Washington	Corrugated packaging	600,000,000 sq. ft.
Oshkosh, Wisconsin	Corrugated packaging	168,000,000 sq. ft.
Plattsburgh, New York	Tissue products	55,000 Tons
Portage, Michigan	Paper plate & cup	20,000 Tons
Reading, Pennsylvania	Fine printing papers	14,000 Tons
St. Louis, Missouri	Checkbook covers	—
San Francisco, California	Corrugated packaging	800,000,000 sq. ft.
Sheboygan, Wisconsin	Corrugated packaging	240,000,000 sq. ft.
Taylorville, Illinois	Fine printing papers	35,000 Tons
Toledo, Oregon	Grocery bags & sacks	45,000 Tons
Tomahawk, Wisconsin	Industrial tissue	7,000 Tons
Toronto, Ontario, Canada	Safety check paper	1,000 Tons
Warwick, New York	Safety check paper	10,000 Tons
Woodland, Maine	Newsprint	95,000 Tons
	Printing papers	38,000 Tons

CHEMICAL PLANTS—31

1,668,100 tons rated annual capacity
1,278,000 tons 1972 production

		Capacity—tons
Auburn, Washington	Household chemicals	3,000
Bellingham, Washington	Alcohol	13,600
	Lignin	140,000
	Chlorine	48,000
(1 plant)	Sodium chlorate	3,000
	Caustic soda	53,000
	Sulfuric acid	16,000
City of Commerce, California	Household & industrial chemicals	100,000
Columbus, Ohio	Resin	35,000
	Formaldehyde	50,000
Conway, North Carolina	Resin	30,000
Cookeville, Tennessee	Charcoal	17,000
Coos Bay, Oregon	Resin	60,000
(2 plants)	Formaldehyde	25,000
Crossett, Arkansas	Tall Oil	15,200
	Dried soap	1,300
(1 plant)	Turpentine	2,000
	Wax emulsion	12,000
(2 plants)	Formaldehyde	80,000
	Resin	60,000

Houston, Texas	
Louisville, Mississippi	
Lufkin, Texas	
Medford, Oregon	
Memphis, Tennessee	
Plaquemine, Louisiana	
(1 plant)	
Richmond, California	
Russellville, South Carolina	
Savannah, Georgia	
Taylorsville, Mississippi	
Vienna, Georgia	

WIREBOUND CRATE, WOODEN CRATE AND BASKET PLANTS—4

Milwaukee, North Carolina
Murfreesboro, North Carolina
New Bern, North Carolina
Portsmouth, Virginia

FURNITURE PLANT—1

Sumter, South Carolina

1973 PLANT ADDITIONS

(as of February 16, 1973)

BUILDING MATERIALS

Panelboard—4

Conway, North Carolina
Crossett, Arkansas
Monticello, Georgia
Whiteville, North Carolina

Sawmills—7

Bay Springs, Mississippi
Chiefland, Florida
Claxton, Georgia
Dudley, North Carolina
Fayette, Alabama

SGP 0030433



Lignin	17,500
Resin	67,500
Resin	35,000
Charcoal	16,000
Charcoal	28,000
Methanol	330,000
Phenol	100,000
Acetone	60,000
Alpha-methyl-styrene	7,500
Household & industrial chemicals	31,000
Resin	37,500
Resin	30,000
Resin	50,000
Resin	37,500
Formaldehyde	50,000
Wax emulsion	6,500

Furniture	500,000 pieces

Capacity	Approximate completion
150,000,000 sq. ft. ⅜"	4th quarter
300,000,000 sq. ft. ⅜"	3rd quarter
280,000,000 sq. ft. ⅜"	2nd quarter
75,000,000 sq. ft. ⅜"	2nd quarter
36,000,000 bd. ft.	2nd quarter
20,000,000 bd. ft.	2nd quarter
[illegible],000,000 bd. ft.	3rd quarter
[illegible],000,000 bd. ft.	3rd quarter
36,000,000 bd. ft.	4th quarter

Prosperity, South Carolina	36,000,000 bd. ft.	1st quarter
Warrenton, Georgia	36,000,000 bd. ft.	3rd quarter
Stud Mill—1		
Coquille, Oregon	30,000,000 bd. ft.	3rd quarter
Plywood		
Louisville, Mississippi (Plant Expansion)	55,000,000 sq. ft. ⅜"	2nd quarter
Three Crossett Division plant modifications	85,000,000 sq. ft. ⅜" basis	during year
Gypsum		
Board		
Brunswick, Georgia (Plant Expansion)	75,000,000 sq. ft.	4th quarter
Buchanan, New York (Plant Expansion)	30,000,000 sq. ft.	4th quarter
Fort Dodge, Iowa (Plant Expansion)	25,000,000 sq. ft.	4th quarter
Joint System—1		
Milford, Virginia	10,000 tons	1st quarter
PULP AND PAPER		
Polyethylene Extrusion		
Crossett, Arkansas (Expansion)	60,000 tons	3rd quarter
CHEMICALS		
Chlorine-Caustic		
Bellingham, Washington (Process Modification)	50,000 tons	1st quarter
Formaldehyde—2		
Taylorsville, Mississippi	50,000 tons	2nd quarter
Albany, Oregon	55,000 tons	3rd quarter
Resin Plant—1		
Albany, Oregon	75,000 tons	2nd quarter

FACILITIES TO BE COMPLETED OR ADDED AFTER 1973

Building Materials
Three panelboard plant with rated capacity of 450,000,000 sq. ft. (⅜" basis), and five Southern pine sawmills with a rated capacity of 168,000,000 bd. ft. to be built at Stamps, Arkansas; Camilla and Geneva, Georgia; a site to be announced in southwestern Alabama, and a site to be announced in the near future; expansion of Fort Dodge, Iowa, gypsum plant of 25,000,000 sq. ft.

Pulp and Paper
An 80,600 tons annual capacity expansion at the Toledo, Oregon kraft paper mill.

Chemicals
A new 598,000 tons chlorine-caustic plant and a new 200,000 tons polyvinyl chloride plant at Plaquemine, Louisiana.

SGP 0030434

Products



WOOD PRODUCTS

Plywood

Structural—*Various grades, types and species including complete range of sidings.*

Decorative—*Various types, hardwood, softwood, domestic and foreign.*

Lumber

Softwood—*Various domestic species.*
Hardwood—*Domestic and foreign species.*

Particleboard

Industrial underlayment, mobile home decking, cut-to-size, vinyl overlaid particleboard

Siding—*Exterior overlaid particleboard*

Hardboard

Standard, tempered, treated, perforated, primed, pre-stock sidings —*Lap and vertical, plain and textured.*

Panelboard

Industrial paneling and doorskins.

Factory finished panelings

Decorative hardwood panelings—*Full range from architectural to economy imports. Also, vinyl overlaid woodgrained paneling.*

Moldings

Hardwood and softwood, vinyl overlaid, and polyvinyl chloride
Factory finished and unfinished.

Adhesives

Panel, drywall and construction adhesives.

Doors

Exterior, interior, and vinyl overlaid, pre-hung and slab.

PAPER PRODUCTS

Corrugated containers

Conventional and water resistant.

Specialty plates & cups

Consumer paper plates and cups, *institutional feeding food containers.*

Folding cartons

Frozen food, liquids, semi-liquids, milk cartons.

Paper bags and sacks

Grocery bags, grocery sacks, variety bags.

Industrial and converting papers

Bleached and unbleached paper, multiwall sack, laminating, gumming absorbent, envelope variety bag, kraft wrapping, crepeing kraft, extensible paper, white and pink butcher grades.

Industrial and converting paperboard

Boxboard, container board, bleached foodboard, coated and uncoated carton stock, bleached, semi-bleached cup and plate stock, tag and file folder stock, milk carton stock.

Fine printing papers

Text and cover papers, uncoated papers, offset book, label, web offset bonds, bible, embossed and vellums

Business, reproduction and form papers

Machine papers, index cards, mimeograph, duplicator, xerographic, computer, snap-out form paper

Safety paper for checks and documents

Wet or dry process

Pulp

Sulfate pulp, sulfite pulp, hardwood, softwood.

Industrial tissue

Bathroom tissue, industrial wipes, roll towels, folded towels, washroom towel and tissue dispensers, washroom recessed towel receptacles, waste receptacles.

Consumer tissue

Bathroom tissue, facial tissue, towels, napkins.

GYPSUM PRODUCTS

Gypsumboard, gypsum lath, plaster, specialty products—*sound deadening board, Firestop® gypsumboard, elevator Shaft Liner™, textured ceiling panels, tile backerboard,* vinyl overlaid gypsumboard.

Industrial gypsum

Agricultural gypsum, metal casting plaster, pottery plasters, tooling plasters

CHEMICAL PRODUCTS

Amino resins—*Urea & Melomine,* adhesives, bleach, calcium sulfate, caustic soda, cellulose, cement additives, concrete admixtures, chlorine, dispersants, dried tall oil soap, drilling muds, ethyl alcohol, ferric sulfate, formaldehyde, gypsum, lignosulfonates, animal feed binders, chelated trace elements, resins—*phenol-formaldehyde and resorcinol-formaldehyde,* methanol, acetone, phenol, sodium chlorate, sulfuric acid, tall oil crude, tanning agents, turpentine, crude sulfate, wax emulsion for sizing particleboard, swimming pool chemicals—*dry and liquid,* ammonia, algicide, tile cleaner, agricultural insecticides.

OTHER MAJOR PRODUCTS

Furniture, charcoal briquets and wooden crates and baskets.

SGP 0030435



Building Materials Distribution Centers

Alabama—Birmingham, Huntsville, Mobile, Montgomery

Alaska—Fairbanks

Arizona—Phoenix

Arkansas—Little Rock

California—Anaheim, Fresno, Los Angeles, Oakland, Riverside, Sacramento, Salinas, San Diego, San Fernando, San Jose

Colorado—Denver

Connecticut—Wallingford

Delaware—Wilmington

Dist. of Columbia—Washington

Florida—Jacksonville, Miami, Orlando, Tallahassee, Tampa, West Palm Beach

Georgia—Albany, Atlanta, Augusta, Columbus, Macon, Savannah

Idaho—Boise

Illinois—Chicago North, Chicago South, Peoria, Quad Cities (Milan)

Indiana—Elkhart, Evansville, Fort Wayne, Indianapolis

Iowa—Des Moines

Kansas—Wichita

Kentucky—Louisville

Louisiana—Baton Rouge, Lafayette, New Orleans, Shreveport

Maine—Portland

Maryland—Baltimore

Massachusetts—Boston, Springfield

Michigan—Detroit, Grand Rapids

Minnesota—Minneapolis

Mississippi—Jackson

Missouri—Kansas City, Springfield, St. Louis

Montana—Billings, Great Falls

Nebraska—Lincoln

New Hampshire—Manchester

New Jersey—Clifton

New Mexico—Albuquerque

New York—Albany, Buffalo, Long Island, Rochester, Syracuse, Yonkers

North Carolina—Charlotte, Greensboro, Raleigh, Wilmington

Ohio—Akron, Cincinnati, Cleveland, Columbus, Dayton, Toledo

Oklahoma—Oklahoma City, Tulsa

Oregon—Eugene, Portland

Pennsylvania—Lancaster, Pittsburgh, Philadelphia, Scranton

Rhode Island—Providence

South Carolina—Charleston, Columbia, Greenville

Tennessee—Bristol, Chattanooga, Knoxville, Memphis, Nashville

Texas—Austin, Dallas, El Paso, Fort Worth, Houston, Lubbock, San Antonio

Utah—Salt Lake City

Vermont—Burlington

Virginia—Lynchburg, Norfolk, Richmond

Washington—Bellingham, Seattle, Spokane, Tacoma

West Virginia—Charleston

Wisconsin—Milwaukee

CANADA

British Columbia—Vancouver

Foreign Markets

Argentina
Australia
Belgium
Bermuda
Bolivia
Brazil
Canada
Colombia
Denmark
El Salvador
Finland
France
Greece
Guatemala
Holland
Hong Kong
Indonesia
Iran
Iraq
Israel
Italy
Jamaica
Japan
Libya
Mexico
Mozambique
Netherlands Antilles
New Zealand
Nigeria
Norway
Pakistan
Panama
Peru
Philippines
Portugal
Puerto Rico
Santo Domingo
South Africa
South Korea
South Vietnam
Spain
Sweden
Switzerland
Tahiti
Taiwan
Thailand
The Azores
The Bahamas
Tunisia
Turkey
Uganda
United Kingdom
Uruguay
Venezuela
Virgin Islands
West Germany
West Indies
Windward Islands
Yugoslavia

FACILITIES TO BE ADDED IN 1973

In 1973, the Distribution Division plans to add 11 marketing centers bringing the total to 129 Distribution Centers nationwide and in Canada.

SGP 0030436

Plants and Mills

Louisiana-Pacific Corporation
Manufacturing facilities—December 31, 1972







FIR PLYWOOD PLANT—1

136,000,000 Sq. Ft. rated annual capacity (3/8" rough basis—2-shift day)
129,000,000 Sq. Ft. 1972 production

	Capacity—Sq. Ft.
Samoa, California	136,000,000

SOUTHERN PINE PLYWOOD PLANTS—3

522,000,000 Sq. Ft. rated annual capacity (3/8" rough basis—3-shift day)
416,000,000 Sq. Ft. 1972 production

Corrigan, Texas	170,000,000
New Waverly, Texas	162,000,000
Urania, Louisiana	190,000,000

WEST COAST SAWMILLS

1,096,000,000 Bd. Ft. rated annual capacity
1,117,000 Bd. Ft. 1972 production:
347,000,000 redwood—770,000,000 whitewood

REDWOOD SPECIALTY—6

215,000,000 Bd. Ft. rated annual capacity
219,000,000 Bd. Ft. 1972 production

	Capacity—Bd. Ft.
Big Lagoon, California	48,000,000
Carlotta, California	62,000,000
Cloverdale, California	(remanufacturing plant)
Eureka, California	(remanufacturing plant)
Healdsburg, California	(remanufacturing plant)
Samoa, California	105,000,000

FIR AND WESTERN PINE—15

573,000,000 Bd. Ft. rated annual capacity
585,000,000 Bd. Ft. 1972 production:
28,000,000 redwood—557,000,000 whitewood

Alder Point, California	37,000,000
Calpella, California	(remanufacturing plant)
Chilco, Idaho	33,000,000
Covelo, California	44,000,000
Dinsmore, California	55,000,000
Ione, Washington	32,000,000
Moyie Springs, Idaho	40,000,000
Oroville, California	92,000,000
Pilot Rock, Oregon	64,000,000
Post Falls, Idaho	29,000,000
Potter Valley, California	30,000,000
Priest River, Idaho	46,000,000
Sandpoint, Idaho	(remanufacturing plant)
Ukiah, California	51,000,000
Walla Walla, Washington	20,000,000

SPRUCE AND HEMLOCK—2

160,000,000 Bd. Ft. rated annual capacity (50% ownership)
150,000,000 Bd. Ft. 1972 production

	Capacity—Bd. Ft.
Ketchikan, Alaska	100,000,000
Metlakatla, Alaska	60,000,000

STUD MILLS—(Redwoods and White Woods)—3

148,000,000 Bd. Ft.
163,000,000 Bd. Ft. 1972 production:
100,000,000 redwood—63,000,000 whitewood

Fort Bragg, California	51,000,000
Samoa, California	37,000,000
Willits, California	60,000,000

SOUTHERN PINE SAWMILLS—4

134,000,000 Bd. Ft. rated annual capacity
107,000,000 Bd. Ft. 1972 production

C-N-S Chip-N-Sawmill	
DeQuincy, Louisiana (C-N-S)	36,000,000
Jasper, Texas	42,000,000
Kountze, Texas	20,000,000
New Waverly, Texas (C-N-S)	36,000,000

SOUTHERN PINE STUD MILL—1

36,000,000 Bd. Ft. rated annual capacity
28,000,000 Bd. Ft. 1972 production

New Waverly, Texas	36,000,000

SGP 0030437





OD TREATING PLANT—1

1,500,000 Cu. Ft. rated annual capacity
1,330,000 Cu. Ft. 1972 production

	Capacity—Cu. Ft.
Urania, Louisiana	1,600,000

KITCHEN CABINETS, ALUMINUM AND WOOD DOOR AND WINDOW PLANTS—6

Caldwell, Ohio
Norton, Ohio (2 plants)
Ottawa, Ohio
Orrville, Ohio
Winesburg, Ohio

PULP PLANTS—2

435,000 Tons rated annual capacity
404,900 Tons 1972 production

	Capacity—Tons
Samoa, California, Kraft pulp	210,000
Ketchikan, Alaska	
Dissolving Pulp	225,000
(50% ownership)	

PARTICLEBOARD PLANT—1

72,000,000 Sq. Ft. rated annual capacity (¾" basis)
83,300,000 Sq. Ft. 1972 production

	Capacity—Sq. Ft.
Urania, Louisiana	85,000,000

1973 PLANT ADDITIONS & ACQUISITIONS (As of February 28, 1973)

ADDITIONS—6	*Capacity*	*Approximate Completion*
Particleboard—1		
Corrigan, Texas	90,000,000 Sq. Ft. ¾"	First Quarter 1973
Paneiboard—1		
Oroville, California	200,000,000 Sq. Ft. ⅜"	Fourth Quarter 1973
Pine Sawmill—1		
Carthage, Texas (C-N-S)	33,000,000 Bd. Ft.	Second Quarter 1973
West Coast Stud Mill—1		
Moyie Springs, Idaho	50,000,000 Bd. Ft.	First Quarter 1973
Ketchikan Sawmills—2*		
Klawock, Alaska (Sales Contract)	72,000,000 Bd. Ft.	First Quarter 1973
Ward Cove, Alaska	35,000,000 Bd. Ft.	Third Quarter 1973

*50% owned with FMC Corporation

ACQUIRED PLANTS—8		
Fir Plywood Plant—1		
Ft. Bragg, California	150,000,000 Sq. Ft. ⅜"	First Quarter 1973
Railroad Tie Mill—1		
Winnfield, Louisiana	125,000 Units	First Quarter 1973
Southern Pine (C-N-S)—1		
Winnfield, Louisiana	10,000,000 Bd. Ft.	First Quarter 1973
Southern Pine Stud Mill—1		
Winnfield, Louisiana	30,000,000 Bd. Ft.	First Quarter 1973
Spruce-Hemlock Sawmill—1		
Seward, Alaska	30,000,000 Bd. Ft.	First Quarter 1973
Western Sawmills—2		
Columbia Falls, Montana	38,000,000 Bd. Ft.	First Quarter 1973
Philipsburg, Montana (C-N-S)	28,000,000 Bd. Ft.	First Quarter 1973
Western Stud Mill—1		
Deer Lodge, Montana	53,000,000 Bd. Ft.	First Quarter 1973

SGP 0030438

A chronological perspective

A brief review of the recent five-year history in the development of Louisiana-Pacific's pattern of growth may help to provide a better understanding of this new company, created in response to and settlement of Federal Trade Commission allegations against Georgia-Pacific Corporation.

Although the people, production facilities and the raw material positions supporting L-P operations were transferred virtually intact at the time of the spin-off January 5, 1973, internal and external activity beyond housing starts and other normal economic factors during the years preceding the spin-off significantly affected the sales and earning trends of L-P operations.

1968

In 1968, Georgia-Pacific Corporation acquired Ralph Rounds, Inc., in Mendocino County, California. Among the Company's assets were the management talents of Harry A. Merlo and excellent timberlands.

Also acquired in 1968 were the six plants of Weather-Seal, Inc. of Barberton, Ohio, manufacturers of wood and aluminum windows and doors and kitchen cabinets; the stud mill of the Aborigine Lumber Company at Fort Bragg, California; the Post Falls Lumber Company at Post Falls, Idaho; the timberlands and six plants of F. M. Crawford Lumber, Inc. of Ukiah, California, and one of the most significant acquisitions in this five-year period—acquisition of the sawmill, timberlands and related operations of the Urania Lumber Company, Limited, Urania, Louisiana.

1969

Unusually severe winter conditions during January and February cut back plywood and lumber production. Extremely hot and dry summer conditions followed which curtailed logging and resulted in low operating log inventories. Buoyed by forecasts of a high level of housing starts, a shortage of building materials and log inventories and an East Coast dock strike, building materials prices rose in the first few months to unprecedented levels. However, a tightening of credit and money supply followed and by Apr. prices fell as building materials inventories grew faster than demand could use up the supply. The balance of 1969 continued to drift lower as buying activity fell off. It is significant to note that trading in plywood futures on the commodity market began in the fall.

Construction was started on one of the most modern, low cost, all electric sawmills in the country at Oroville, California, but 1969 was also a year of significant expansion by acquisition. Added were a lumber mill and chip facilities at Walla Walla, Washington; timberlands, a lumber mill and chip facilities at Moyie Springs, Idaho; timberlands and sawmills at the Reynolds-Wilson Lumber Company, Corrigan, Texas; and the Kountze Lumber Company sawmill at Kountze, Texas.

1970

General pessimism within the construction industry, combined with gloomy reports by economic forecasters, caused a slowing in demand for forest products and plant inventories soared.

Sales and net income in 1970 were, of course, adversely affected by this and other factors, including: lost production and costs involved in replacing the Urania, Louisiana sawmill operations with new plywood and particleboard plants and replacing the Feather Falls, California sawmill with the sawmill at Oroville, California; and extensive modernization of seven sawmills in the Intermountain Division for higher production at lower cost. Although modest materials price advances were made in midyear on the news of higher housing starts, prices drifted off once again to below 1969 levels by fall and the mood remained cautious until Christmas production cutbacks combined with expectations for an improving economy caused a slow, but significant, firming of lumber and plywood prices.

1971

The year began with optimism caused by housing forecasts exceeding 2 million starts, low dealer inventories and sluggish production from the colder regions of the country. Prices leveled out by spring, but by early summer even higher housing forecasts were announced and confident inventory buying stimulated price advances which lasted the remainder of the year. A railroad strike in Canada, a strike among pulp workers, a longshoremen's strike and fears of a domestic railroad strike plagued segments of the industry most of the summer. Price controls went into effect in August. Dealers, confident of these restraints, found no reason to build inventory. The year ended in a buoyant mood—for producers and buyers alike—as housing forecasts for 1972 once again predicted record levels and all other building materials markets were expected to improve with the economy.

A Southern pine plywood plant, a Chip-N-Saw operation and a stud mill were all added at New Waverly, Texas. The Sonoma Wood Products remanufacturing plant at Healdsburg, California and a remanufacturing plant at Calpella, California were acquired.

1972

Demand for all building materials was at unprecedented levels most of the year. Warehouse inventories fell from a high of 46 days in April to 23 days in December. At the same time, mill inventories fell from a high of 405 million feet in February to 277 million feet in November. Prices responded to heavy demand-pull, despite the fact that Phase II controls kept tight reign on large producers. Total industry plywood production rose to a new record of 18.6 billion square feet (3/8-inch basis) and softwood lumber production to an estimated 32 billion board feet.

Production facilities added during the year include a Chip-N-Saw mill at DeQuincy, Louisiana, a Southern pine plywood plant at Corrigan, Texas, and a chip export facility at Samoa, California.

During the next five years L-P, as a viable, separate corporation, will establish its own track record, traditions and standards of excellence.

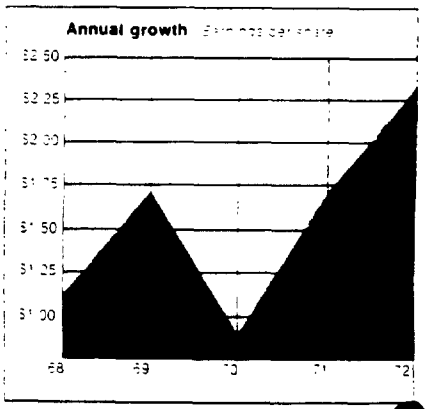

Louisiana-Pacific is founded on a solid feet in ownership which is balanced with open market purchases, forest service contracts, timber leases and deeds.

SGP 0030439