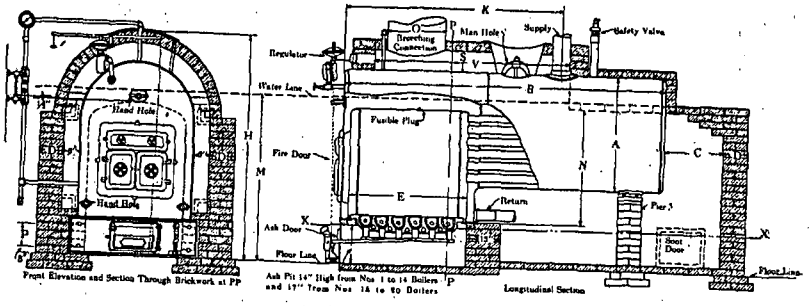

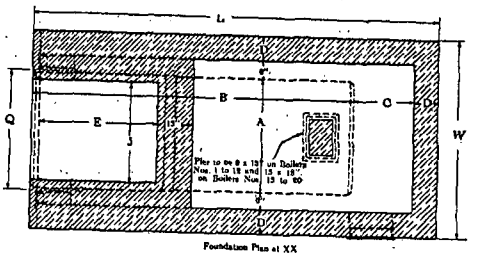

KEWANEE FIREBOX BOILERS—BRICK-SET TYPE

Number of Boiler	0	1	2	3	4	5	6	8	9	10	11	12	13	14	15	16	17	18	19	20
Capacity, Steam....sq. ft.	700	900	1050	1200	1400	1700	2000	2600	3000	3500	4000	4500	5500	6500	7500	8700	10000	11000	12000	14000
A—Diameter of Boiler....in.	24	30	30	30	36	36	36	42	42	48	48	48	54	54	60	60	66	66	72	72
B—Length of Boiler....ft.	7	6½	7½	8½	7½	9	10½	10	11½	10½	12	13½	14	16½	15½	18	16	18	16	18
Heating Surface....sq. ft.	84	113	131	147	180	215	250	305	350	368	420	472	560	625	745	873	954	1080	1167	1329
Area of Grate....sq. ft.	3.5	4.4	5.4	6.4	6.8	8.0	9.3	11.1	12.6	12.9	14.7	16.5	18.8	20.8	22.9	25.1	25.5	28.0	30.8	33.5
Diameter of Breeching....in.	10	12	14	16	16	18	18	20	22	22	24	24	28	28	32	32	32	32	36	36
Diameter of Stack....in.	10	12	12	14	14	16	16	18	20	20	22	22	26	26	30	30	30	30	34	34
Minimum Height of Stack....ft.	35	40	40	40	40	40	45	45	45	45	50	50	50	50	55	55	60	60	60	60
Diameter of Breeching, Two Boilers....in.	16	18	20	22	22	24	24	28	32	32	32	34	36	36	40	40	40	42	44	46
Diameter of Stack, Two Boilers....in.	16	18	18	20	20	22	22	26	28	28	30	32	34	34	36	36	36	38	40	42
Minimum Height of Stack, Two Boilers....ft.	40	45	45	45	45	45	45	50	50	50	50	50	55	60	60	70	70	70	70	70
Size of Steam Opening....in.	3	4	4	5	5	6	6	6	6	6	6	8	8	8	8	8	8	8	8	8
Size of Return....in.	2	2½	2½	3	3	3	3	4	4	4	4	5	5	5	5	5	6	6	6	6
Size of Safety Valve....in.	1	1¼	1½	1¼	1½	1½	2	2	2	2	2½	2½	2½	3	3	3½	3½	3½	4	4
C—Rear Space....in.	14	17	17	17	17	17	17	22	22	22	22	22	24	24	24	24	24	24	28	28
D—Thickness Wall....in.	9	9	9	9	9	9	9	9	9	9	9	9	13	13	13	13	13	13	13	13
E—Length Grate....in.	26	26	32	38	32	38	44	44	50	44	50	56	56	62	62	68	62	68	68	74
J—Width Ash-pit....in.	19	25	25	25	31	31	31	37	37	43	43	43	49	49	54	54	60	60	66	66
H—Total Height....in.	64	70	70	70	77	77	77	83	83	90	90	90	96	96	108	108	114	114	120	120
K—Location of Supply....ft. in.	4-0	4-0	4-8	5-6	4-11	5-11	6-11	6-8	7-2	7-0	7-10	8-6	9-2	9-8	9-6	10-8	9-8	10-8	9-9	10-9
M—Height of Water-line....in.	47	52	52	52	55	55	55	58½	58½	61	61	61	66	66	75	75	80	80	85½	85½
N—Height of Side Flue....ft. in.	2-6	2-8	2-8	2-8	3-0	3-0	3-0	3-3	3-3	3-6	3-6	3-6	4-0	4-0	4-3	4-3	4-10	4-10	5-3	5-3
O—Diameter Breeching Connection....in.	10	12	14	16	16	18	18	20	22	22	24	24	28	28	32	32	32	32	36	36
S—Top Flue Space....in.	6	6	6	6	7	7	7	7	7	8	8	8	8	8	10	10	10	10	10	10
V—Length of Arch....ft. in.	3-2	3-2	3-10	4-9	4-1	5-1	6-1	6-3	6-9	6-3	7-3	7-9	8-1	8-7	8-5	9-7	8-7	9-8	8-9	9-9
P—Anchor Bolt Centers for Ash-pit Front..in.	8	8	8	8	8	8	8	8	8	8	8	8	8	8	11	11	11	11	11	11
Q—Anchor Bolt Centers for Ash-pit Front..in.	24	30	30	30	36	36	42	42	48	48	48	48	54	54	60	60	66	66	72	72
L—Total Length Over-all....ft. in.	8-8	8-7	9-8	10-8	9-8	11-2	12-8	12-7	14-1	13-1	14-7	16-1	17-0	19-6	18-7	21-1	19-1	21-1	19-5	21-5
W—Total Width Over-all....ft. in.	4-6	5-0	5-0	5-0	5-6	5-6	5-6	6-0	6-0	6-6	6-6	6-6	7-8	7-8	8-2	8-2	8-8	8-8	9-2	9-2
*Number of Common Brick	1325	1450	1600	1750	1900	2150	2400	2650	2900	3000	3300	3600	5300	5900	6500	7200	7200	7700	7700	8200
*Common Brick for Two Boilers	2250	2450	2700	2950	3300	3750	4100	4750	5350	5400	5900	6450	8350	10350	11350	12550	12400	13450	13250	13850

*Foundations not included. NOTE—A Firing Space of about 8'-0" should be maintained at *front of Boilers*. This provides sufficient space to draw tubes through firedoor.

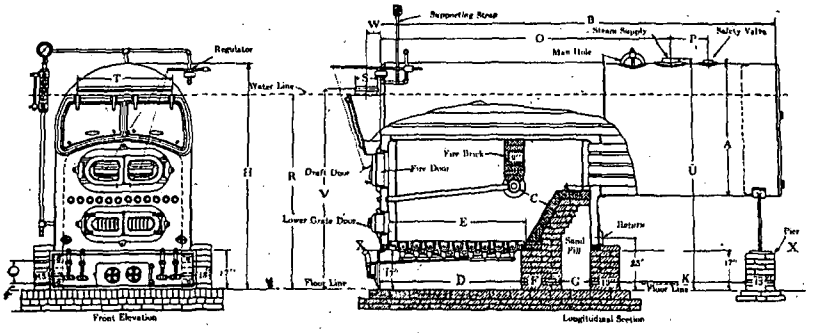

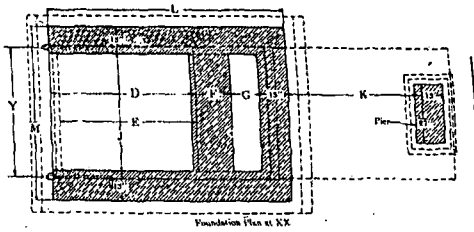

KEWANEE SMOKELESS BOILERS—PORTABLE TYPE

Number of Boiler	307	308	309	310	311	312	313	314	315	316	317	318	319	320	321	322	323	324
Capacity, Steam....sq. ft.	3000	3500	4000	4500	5000	5500	6000	6500	7500	8500	10000	12000	14000	16000	18000	20000	25000	30000
Heating Surface....sq. ft.	297	352	391	446	496	546	592	643	721	773	912	1053	1204	1316	1458	1549	2074	2629
Area of Upper Grate....sq. ft.	8.8	10.1	11.4	12.9	14.7	16.5	17.1	18.5	20.0	21.4	23.5	25.9	28.5	29.9	32.6	34.6	41.7	44.8
A—Diameter of Boiler....in.	48	48	48	54	54	54	60	60	60	60	66	66	72	72	78	78	84	84
B—Length of Boiler Over-all....ft. in.	9-1	10-5	11-5	10-11	11-11	12-11	12-11	13-11	15-3	16-3	15-9	17-9	16-7	17-11	17-10	18-10	20-1	24-1
Diameter of Stack....in.	20	20	20	22	22	22	24	24	26	26	28	30	32	32	34	34	38	40
Minimum Height of Stack....ft.	50	55	55	55	55	60	60	60	65	65	65	70	70	70	80	90	90	100
Diameter of Stack, Two Boilers....in.	28	28	28	31	31	31	34	34	36	36	40	42	46	46	48	48	54	54
Minimum Height of Stack, Two Boilers....ft.	60	65	65	65	65	70	70	70	75	75	75	80	80	80	90	100	100	110
Size of Steam Opening....in.	6	6	6	6	6	6	8	8	8	8	8	8	8	8	8	8	10	10
Size of Return....in.	4	4	4	4	4	4	5	5	5	5	6	6	6	6	6	6	6	6
Size of Safety Valve....in.	2	2	2	2½	2½	2½	3	3	3	3½	3½	4	4	4	2-2½	2-3	2-3	2-3½
Distance Required to Open Rear Flue Doors....in.	26	26	26	28	28	28	32	32	32	32	35	35	37	37	40	40	43	43
E—Length Grate....in.	37	43	49	49	55	61	55	61	61	67	61	67	67	73	73	73	79	85
C—Header to Bridge Wall....in.	9	10	11½	11	12½	14	12½	14	14	15	15	16	16	17	17	18	18	19
D—Length Ash-pit....in.	38	44	50	50	56	62	56	62	63	69	63	69	69	75	75	75	81	87
K—Rear Wall to Pier....in.	29	39	45	27	33	39	45	51	57	63	62	80	63	74	72	79	84	126
J—Width Ash-pit....in.	37	37	37	43	43	43	49	49	53	53	59	59	65	65	71	71	77	77
M—Width Foundation....in.	46	46	46	60	60	60	66	66	79	79	85	85	91	91	97	97	103	103
L—Length Foundation....in.	61	67	73	84	90	96	90	96	107	113	107	113	113	119	119	125	131	137
H—Height Boiler....in.	84	84	84	89	89	89	98	98	101	101	107	107	113	113	115	115	121	121
U—Height Supply....in.	85	85	85	90	90	90	99	99	103	103	109	109	115	115	117	117	123	123
R—Height Water-line....in.	71	71	71	76	76	76	83	83	87	87	90	90	96	96	97	97	105	105
V—Height of Breeching Connection....in.	76	76	76	80	80	80	88	88	90	90	93	93	100	100	101	101	109	109
O—Location Supply....ft. in.	5-11	6-8	7-3	7-6	8-2	8-9	8-9	9-3	10-11	11-6	11-0	11-9	11-7	12-2	12-2	12-9	13-8	15-0
P—Location Safety Valve....in.	12	14	14	13	13	15	15	18	16	18	16	18	15	18	18	16	18	20
W—Center Breeching Connection to Front of Boiler..in.	8	8	8	8	8	8	9½	9¼	9½	9¼	10½	10½	11½	11½	11½	11½	13	13
S—Width Breeching Connection....in.	10	10	10	10	10	10	12½	12½	12½	12½	15	15	17	17	17	17	20	20
T—Length Breeching Connection....in.	36	36	36	42	42	42	46	46	46	46	50	50	54	54	60	60	64	64
†Req'd at Front to Draw Tubes....ft. in.	7-7	8-11	9-11	9-5	10-5	11-5	11-5	12-5	13-8	14-8	14-0	16-0	14-8	16-0	16-0	17-0	18-0	22-0
†Req'd at Rear to Draw Tubes....ft in.	6-0	7-4	8-4	7-10	8-10	9-10	9-10	10-10	12-2	13-2	12-4	14-4	12-10	14-2	14-1	15-1	16-0	20-0
*Number Common Brick	200	200	200	800	825	850	1025	1050	1300	1350	1300	1350	1375	1450	1400	1475	1575	1600
Number Fire Brick	115	115	115	155	155	155	195	195	210	215	240	240	255	255	290	315	425	425
Outside Surface to be Covered....sq. ft.	148	157	173	184	212	221	255	265	266	280	290	330	335	360	370	400	455	545

*Foundations not included. †If space is available at front, it is not necessary at rear, and vice-versa.