Kelvinator

Division of Nash-Kelvinator Corporation

AUTOMATIC HEATING

Representatives in all Principal Cities

Factories in Detroit, Michigan, and London, Ontario

Kelvinator Oil Burners

The advanced design of **Kelvinator Oil Burners** is based on Kelvinator's 23 years of experience in the temperature control field. Outstanding features include a **fuel control unit** that can be regulated during installation to meet the exact needs of the individual heating plant, and an **adjustable air shutter** that permits accurate setting. The reliable **non-pulsating pump** is unusually quiet, and the **fan housing** in direct alignment with the air supply tube promotes noiseless operation of the **high-capacity blower.** An **air turbulator** inside the air supply tube assures an intimate mixture for complete combustion, and a special **air agitator** gives a soft, floating flame which can be adjusted to conform to the shape of the individual combustion chamber. Radio interference and ignition failure are obviated by the use of an **ignition transformer** of advanced construction.







Pressure-type Oil Burners: For installation in all types of heating plants. Three sizes, for equivalent steam radiation loads of 350-750 sq ft, 750-1300 sq ft, and 1300-2430 sq ft. Uses **AOBA** number 1, 2, or 3 fuel oil.

Boiler-Burner Units: For steam, hot water, or vapor heating systems. Three sizes, covering requirements of 500 to 780, 800 to 1230, and 1080 to 1635 sq ft of equivalent steam radiation loads. Uses **AOBA** number 1, 2, or 3 fuel oils. Built-in water heater for year-'round domestic hot water supply. Burner can also be used in warm air conditioning units.

Automatic Coal Burners: For installation in all types of heating plants. Burns lower grades of bituminous coal. Feeds fuel (underfeed principle) as heating load requires. Automatic time relay starts burner regularly to prevent fire from going out. Five sizes in capacities of 875, 1250, 1875, 2500, and 3750 sq ft of equivalent steam radiation.

See also Pages 867-869

Micro-Westco, Inc.

Bettendorf, Iowa

Branch Offices

90 West St., New York City
333 S. Mich. Blvd., Chicago
224 State St., Boston, Mass.
1420 Chestnut St., Philadelphia, Pa.



Model D



Model G



Model F

Bettendorf Burners are all electric, fully automatic and incorporate the high pressure method of atomization. Listed as standard by the Underwriters Laboratories Inc., to burn domestic fuel oils, Nos. 1, 2 and 3, and approved by the fire prevention bureaus of all principal cities.

Manufactured in four models with a range of capacity from ⅞ of a gallon to 9 gal per hour. For dimensions, ratings etc. see chart below.

All Bettendorf Burners are built around a rigid and heavy one-piece main housing which provides an accurate and rigid means of attaching the various parts, assuring perfect alignment of all moving parts, as well as positive interchangeability of parts.

The Bettendorf is positively not a "One Feature" burner. Instead it combines those proven features of modern design for the efficient burning of oil in all types of applications.

Micro-Westco, Inc., extends the services of its Engineering Department to Architects, Heating Engineers and Contractors on Oil Heating Problems.









Model	Dimen. A Min.	Dimen. A Max.	Dimen. H Min.	Dimen. H Max.	Dimen. L Min.	Dimen. L Max.	Dimen. B	Dimen. W	Motor H.P.	Cap. GPH	Cap. Steam Rad.	Cap. H.W. Rad.	Cap. Warm Air Leader Pipe
D	7¼ in.	11¼ in.	19 in.	23 in.	24 in.	23 in.	12 in. dia.	20 in.	1/6	2 to 4	1000 sq ft	1600 sq ft	1400 sq in.
F	6½ in.	9 in.	17 in.	20 in.	21 in.	30 in.	14 in.	18 in.	1/8	1.35 to 2.5	625 sq ft	1000 sq ft	875 sq in.
G	6¼ in.	8¼ in.	16 in.	18 in.	20 in.	29 in.	10 in. dia.	18 in.	1/8	1.35 to 2.5	625 sq ft	1000 sq ft	875 sq in.
HD	8½ in.	12½ in.	22 in.	26 in.	33 in.	38 in.	15 in. dia.	22 in.	1/3	5 to 9	2250 sq ft	3600 sq ft	.....