A-C FULL VOLTAGE—MAGNETIC

3 Phase Reversing Combination Starters with Circuit Breaker

TYPICAL WIRING DIAGRAM

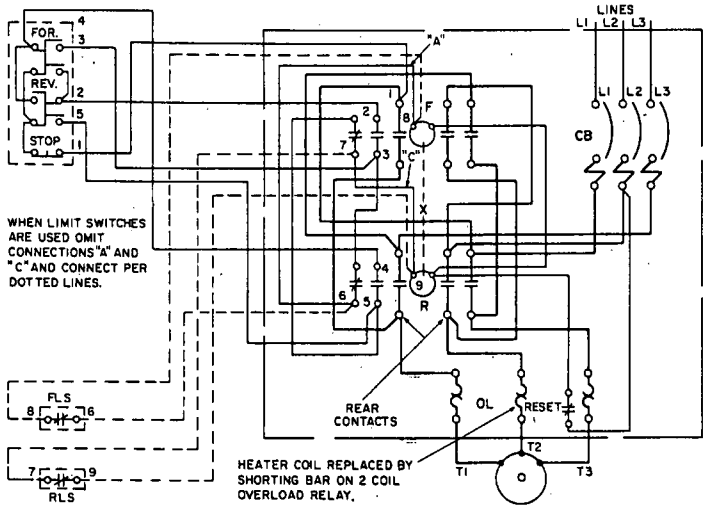



Combination Starter in NEMA 1 Enclosure

APPROXIMATE DIMENSIONS AND SHIPPING WEIGHTS

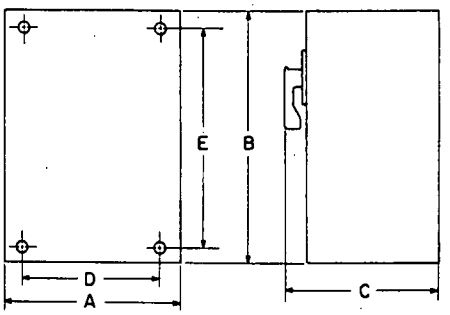

NEMA 1, 3-4 or 5-12

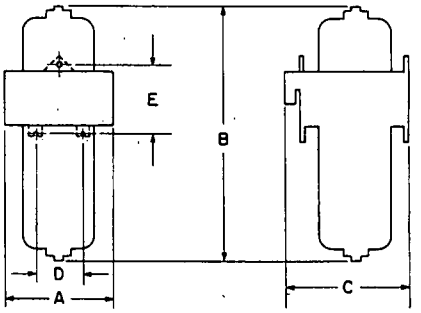

NEMA 7D-9EFG

NEMA Size	NEMA 1 Enclosed						NEMA 3-4 or 5-12 Enclosed						NEMA 7D-9EFG Enclosed				
	Dimensions in Inches					Ship. Wt. Lbs.	Dimensions in Inches					Ship. Wt. Lbs.	Dimensions in Inches				
	Wide A	High B	Deep C	Mounting D	Mounting E		Wide A	High B	Deep C	Mounting D	Mounting E		Wide A	High B	Deep C	Mounting D	Mounting E
0 & 1	16¼	20⅛	9½	12½	16⅞	60	16¼	22⅝	9½	13⅛	21⅜	60	12	35	16¾	5¼	9⅜
2	20	25⅛	11	16	21⅜	75	20⅛	27⅝	11	17	26½	75	16½	45½	20⅛	5½	9⅜
3	22⅞	30⅜	11⅛	19	26	135	23	32¼	11⅛	19⅜	31¾	135	16⅛	45½	20⅛	5½	11
4 (F frame)	22⅞	30⅜	11⅛	19	26	210	23	32¼	11⅛	19⅜	31¾	210	16⅛	51½	20⅛	5½	11
4 (JA frame)	18⅞	44⅛	12½	15	40	300	19	46¾	13	15⅞	45¾	300	16⅛	54½	20¼	5½	11
5		On Application				---		On Application				---	---	---	---	---	---