PLAINTIFF'S EXHIBIT

ASI-1019

AMERICAN STANDARD

no. 2 Redflash

boiler

(formerly no. 2

ideal redflash boiler) steam and water

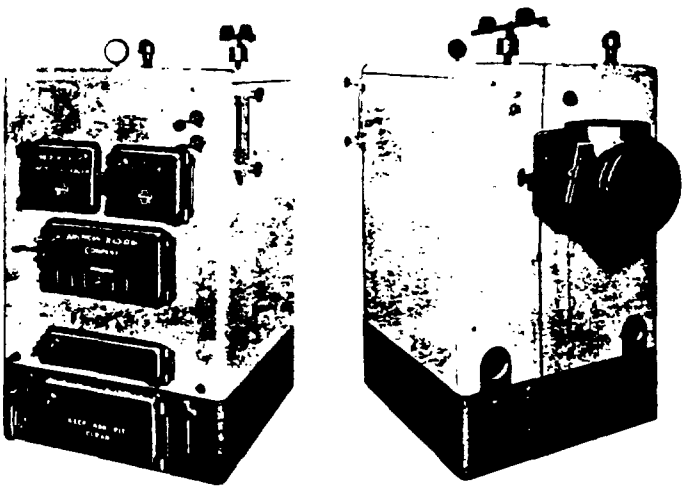

series 13B & 14B

hand fired	2-S-5 to 2-S-12 2-W-5 to 2-W-12
smokeless	2-S-8-S to 2-S-13-S 2-W-8-S to 2-W-13-S

Cast iron repair parts for this boiler will be discontinued as follows.

hand fired – 1987

smokeless – 1987

02826

Repair part price for each part number is found at back of book.

cat. no.	description	part no.	series no.
1	cleanout door, L.H.	298	
2	cleanout door, R.H.	299	
3	cleanout door lining, R. or L.	260	
4	cleanout door hinge, R. or L.	291	
4	fire door hinge	291	
5	cleanout door catch	401	
6	fire door	296	
7	fire door lining	297	
8	fire door catch	740	
8	slice door catch	740	
9	fire door slide damper	267	
10	fire door handle	6368	14B
**11	slice door	300	
12	slice door lining	261	
13	slice door hinge	741	
14	ashpit door	301	13B & 14B
15	ashpit door hinge	292	13B & 14B
16	ashpit door catch	724	
17	angle lever plate	704	
18	blank angle lever plate	759	
19	angle lever link	707	
20	angle lever	6628	13B & 14B
21	connecting arm catch	774	
22	shaker handle	3048	13B & 14B
23	front base panel – coal	303	
*24	5 sec. base side panel, closed	325	13B
*25	6 sec. base side panel, closed	272	13B
*26	7 sec. base side panel, closed	273	13B
*27	8 sec. base side panel, closed	274	13B
*28	9 sec. base side panel, closed	275	13B
*29	10 sec. base side panel, closed	283	13B
*30	11 sec. base side panel, closed	284	13B & 14B
31	12 sec. base side panels, closed	274 280	13B
32	13 sec. base side panels, closed	275 280	13B
	** slice door adaptor – inside	173	Oil to HF
	** slice door adaptor – outside	174	Oil to HF

*used on left hand side series 1B to 3B



02827

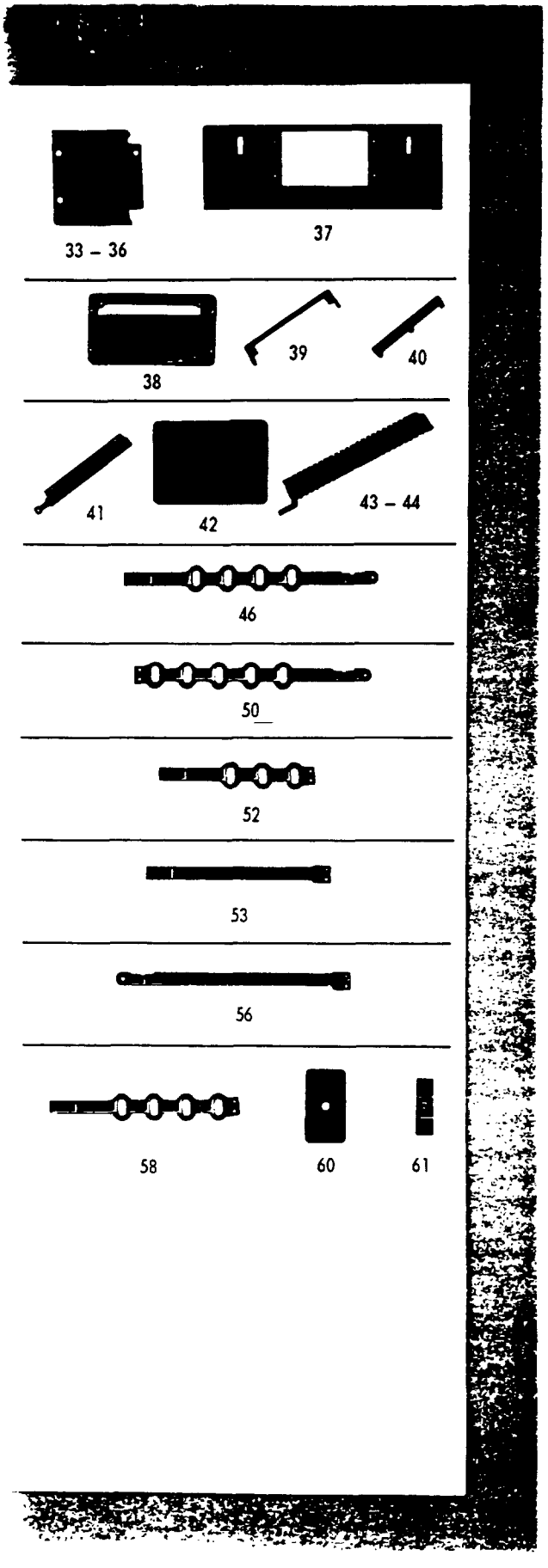

No. 2 Redflash boiler

note: parts used for 13B & 14B inclusive where series is not shown

cat. no.	description	part no.	series no.
33	1 sec. base side extension, R. or L.	277	13B
34	2 sec. base side extension, R. or L.	278	13B
35	3 sec. base side extension, R. or L.	279	13B
36	4 sec. base side extension, R. or L.	280	13B
37	back base panel – open	310	13B & 14B
38	draft pouch, rear	304	13B & 14B
39	draft pouch B/F door frame	307	13B & 14B
40	draft pouch B/F door inside	305	13B & 14B
41	draft pouch B/F door outside	306	13B & 14B
42	draft opening cover plate	251	13B
43	grate bar, R.H.	319	
44	grate bar, L.H.	290	
	grate connecting bars, one piece:		
45	3 link, 5 section	262	
46	4 link, 6 section	263	
	grate connecting bars, L.H. front:		
47	2 link, 7 section	285	
48	3 link, 8 section	286	
49	4 link, 9 and 10 section	287	
50	5 link 11 and 12 section	288	
51	6 link, 13 section	289	
	grate connecting bars, L.H. rear.		
52	3 link, 7, 8 and 9 section	293	
	grate connecting arms, L.H. rear:		
53	4 blank, 10 and 11 section	315	13B & 14B
54	5 blank, 12 and 13 section	316	13B
	grate connecting arms, right hand front		
55	4 blank, 10 section	320	13B
56	5 blank 11 and 12 section	317	13B & 14B
57	6 blank, 13 section	318	13B
	grate connecting bars, right hand rear:		
58	4 link, 10 and 11 section	294	13B & 14B
59	5 link, 12 and 13 section	295	13B & 14B
59A	5 link, 13 section	295	13B
60	connecting arm slot cover	3014	
61	connecting arm slot cover strap (revised)	3015	

Repair part price for each part number is found at back of book.

cat. no.	description	part no.	series no.
62	smokehood (body only)	268	13B & 14B
63	smokehood cap	269	
64	smokehood choke damper	322	13B & 14B
65	smokehood damper spindle	772	14B
66	smokehood ratchet wheel	771	13B & 14B
67	smokehood bearing yoke	773	13B & 14B
68	smokehood B/F door frame	270	
69	smokehood B/F door, inside half	271	
70	smokehood B/F door, outside half	309	
73	smokehood B/F door weight	308	13B & 14B
74	smokehood B/F door lever	752	13B & 14B
75	smokehood opening cover plate – oil	321	13B
76	coil hole cover	712	13B & 14B
77	auxiliary air frame	302	13B
78	auxiliary air disc damper	276	13B
79	assembling nipple, 7" top	3082	13B & 14B
80	assembling nipple, $2\frac{1}{2}$" bottom	3075	
81	regulator clevis	1615	13B & 14B
82	vertical regulator rod, rear	6500	13B & 14B
	(1) $35\frac{3}{4}$" long (Upper)		
	(2) 27" long (Lower)		



02829

No. 2 Redflash boiler

note: parts used for 13B & 14B inclusive where series is not shown



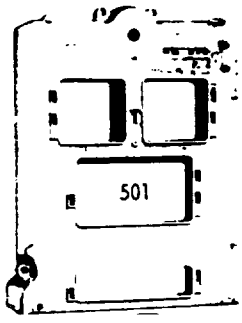



sections

cat. no.	description	code letter	part no.	series no.
500	5" front – coal	A	3932	13B & 14B
501	10" front – coal	F	3933	13B & 14B
502	10" front center conn. 4" flow tapping	FCX	3934	13B & 14B

No. 2 Redflash boiler

note: parts used for 13B & 14B inclusive where series is not shown

503	10" center (less flow tapping)	C	3935	13B & 14B
504	10" center conn. (4" flow tapping)	CX	3936	13B & 14B
505	10" rear center conn. (4" flow tapping)	RCX	3937	13B & 14B
506	10" auxiliary air (with uptake)	AU	4133	13B
507	10" auxiliary air (no uptake)	AC	4134	13B
508	10" back conn. (4" flow tapping)	BX	3938	13B & 14B

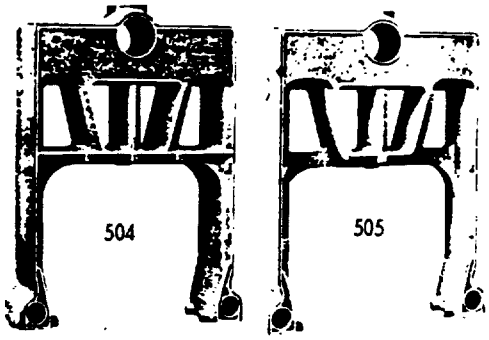

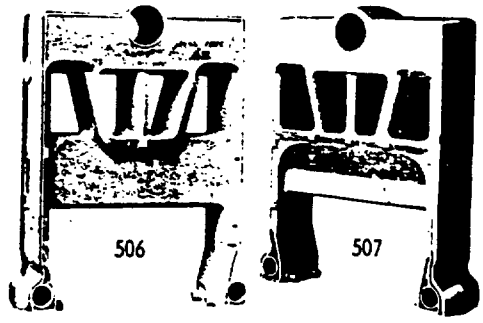



02831

Repair part price for each part number is found at back of book.

AMERICAN STANDARD

no. 3 Redflash

boiler
(formerly no. 3 ideal redflash boiler) steam and water





series 12B

hand fired	3-S-5 to 3-S-13 3-W-5 to 3-W-13
smokeless	3-S-8-S to 3-S-14-S 3-W-8-S to 3-W-14-S
oil fired	3-S-8-O to 3-S-14-O 3-W-8-O to 3-W-14-O
stoker fired	3-SC-6 to 3-SC-14 3-WC-6 to 3-WC-14

Cast iron repair parts for this boiler will be discontinued 1987.

02832

Repair part price for each part number is found at back of book.

cat. no.	description	part no.	series no.
1	cleanout door, L.H.	385	
2	cleanout door, R.H.	386	
3	cleanout door lining, R. or L.	330	
4	cleanout door hinge, R. or L.	387	
4	fire door hinge	387	
5	cleanout door catch	404	
6	fire door	388	
7	fire door lining	389	
8	fire door catch	740	
8	slice door catch	740	
9	fire door slide damper	399	6B to 12B
10	slice door	390	
11	slice door lining	331	
12	slice door hinge	391	
13	ashpit door	392	
14	ashpit door hinge	393	6B to 12B
15	ashpit door catch	724	
16	blank angle lever plate	336	
17	angle lever opening cover plate	776	10B to 12B
18	angle lever plate	335	
19	angle lever link	338	
20	angle lever	6629	5B to 12B
21	connecting arm catch	705	
22	shaker handle	3048	5B to 12B
27	front base panel – coal	332	
28	front base panel – oil	396	2B to 12B
29	front burner plate – oil – each	54294	2B to 12B
	base side panels, R.H., open:		
31	6 section	363	
32	7 section 7 and 11 section assembly	364	
33	8 section 8 and 12 section assembly	365	
34	9 section 9 and 13 section assembly	366	
35	10 section 10 and 14 section assembly	367	



02833

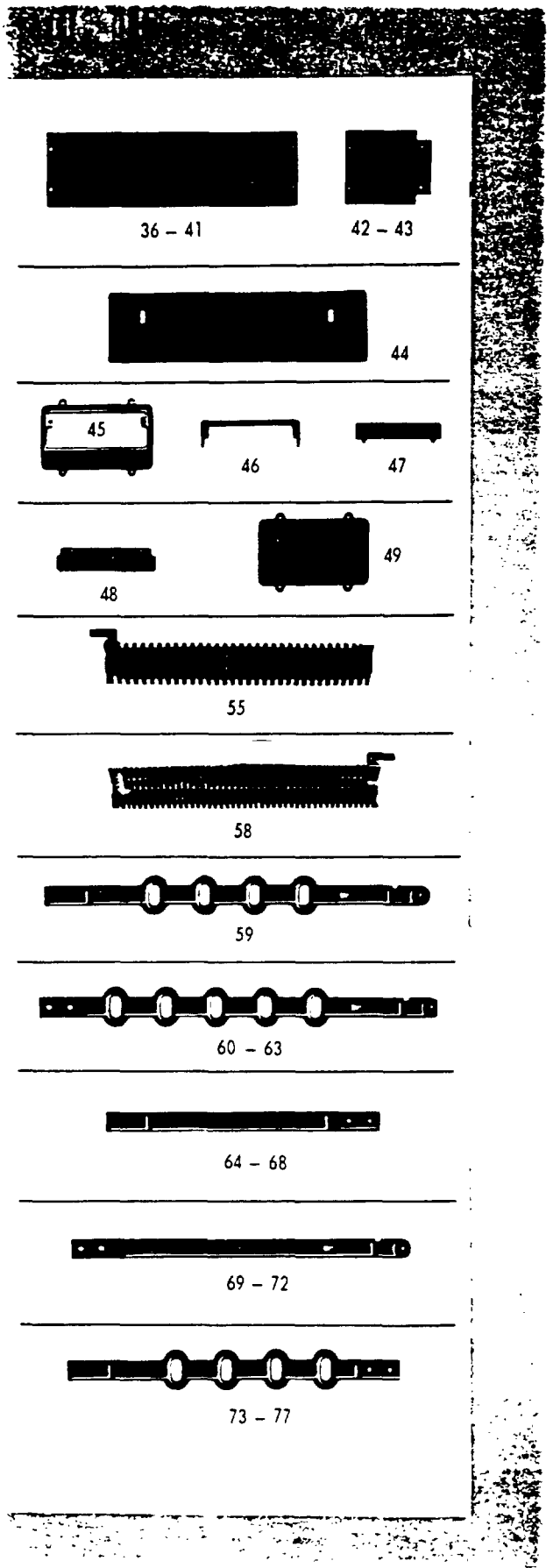

No. 3 Redflash boiler

note: parts used for 1B & 12B inclusive where series not shown

cat. no.	description	part no.	series no.
	base side panels, L.H. closed.		
36	6 section	368	
37	7 section 7 and 11 section assembly	369	
38	8 section 8 and 12 section assembly	370	
39	9 section 9 and 12 section assembly	371	
40	10 section 10 and 14 section assembly	372	
41	1 section base side extension	400	
42	2 section base side extension	398	
43	4 section base side extension (also used on 11-12, 13-14 assembly)	373	
44	rear base panel	333	
	parts for use on 1B to 12B series, inclusive, 6 through 11 section.		
45	draft pouch	362	
46	draft pouch B/F door frame	353	
47	draft pouch B/F door, inside half	354	
48	draft pouch B/F door, outside half	355	
	parts for use in 11B and 12B series, 12 sections and larger.		
49	draft pouch	865	11B & 12B
50	draft pouch B/F door frame	800	11B & 12B
51	draft B/F door, inside half	801	11B & 12B
52	draft B/F door, outside half	802	11B & 12B
53	draft opening cover plate – oil	883	11B & 12B
54	draft opening cover plate – oil	397	4B to 12B
55	grate bar, pea coal, L.H., regular	374	
56	grate bar, pea coal, R.H., regular	375	
*57	grate bar, buckwheat, L.H.	402	
*58	grate bar, buckwheat, R.H.	403	
	grate connecting bars.		
59	4 link 6 section	340	
	grate connecting bars, L.H., front		
60	3 link 7 and 8 section	341	
61	4 link 9 and 10 section	342	
62	5 link 11 and 12 section	376	
63	6 link 13 and 14 section	377	
	grate connecting arms, L.H., rear		
64	2 blank 7 section	343	
65	3 blank 8 and 9 section	344	
66	4 blank 10 and 11 section	378	
67	5 blank 12 and 13 section	379	
68	6 blank 14 section	394	
	grate connecting arms, R.H., front		
69	3 blank 7 and 8 section	345	
70	4 blank, 9 and 10 section	346	
71	5 blank, 11 and 12 section	380	
72	6 blank, 13 and 14 section	381	
	grate connecting bars, R.H., rear:		
73	2 link 7 section	347	
74	3 link 8 and 9 section	348	
75	4 link 10 and 11 section	382	
76	5 link 12 and 13 section	383	
77	6 link 14 section	395	
	*Buckwheat coal guard strips/set	77458	

Repair part price for each part number is found at back of book.

cat. no.	description	part no.	series no.
77	connecting arm slot cover plate	3014	
78	connecting arm slot cover strap	3015	
79	smoke collar – oil & stoker	405	10B to 12B
80	smokehood	358	
81	smokehood cap	359	
82	smokehood choke damper	349	
83	smokehood damper bearing	863	
84	smokehood damper lever	864	
85	smokehood check B/F door frame	350	
86	smokehood check B/F door, inside half	351	
87	smokehood check B/F door, outside half	352	
88	smokehood check B/F door ratchet	282	
89	coil hole cover	384	3B to 12B
90	assembling push nipple, 6" top	3081	
91	assembling push nipple, 3" bottom	3076	
92	hand regulator bracket	1664	
93	hand regulator clamp	1663	
94	regulator clevis	1995	
95	regulator rod	6502	
	upper – 39" long		
96	lower – 27¾" long		
*97	refractory crown sheet baffle –male half–oil	5070	12B
*98	refractory crown sheet baffle –female half–oil		

*Available only as a set of 2 pieces which includes 1 male and 1 female half.



No. 3 Redflash boiler

note: parts used for 1B & 12B inclusive where series not shown



500



501



502

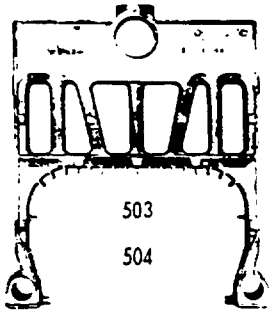

503

504

sections

cat. no.	description	code letter	part no.	series no.
500	front – coal (jacket screw tapping under fire door–½" to right of center)	F	3939	3B to 12B
501	front – oil (jacket screw tapping under fire door–½" to right of center)	FO	3940	4B to 12B
502	front center connecting (4" flow tapping)	FCX	3941	1B to 12B
503	center (less flow boss on head)	C	3942	1B to 12B
*504	center connecting (4" flow tapping)	CX	3943	1B to 12B

*on series 1B to 7B, 4 x 3½" bushing is furnished.

NOTE: Order must specify Cat. No. in addition to Part No.

No. 3 Redflash boiler

note: parts used for 1B & 12B inclusive where series not shown

cat. no.	description	code letter	part no.	series no.
505	rear center (less flow boss on head)	RC	3944	1B to 12B
506	rear center connecting (4" flow tapping)	RCX	3945	1B to 12B
*507	front auxiliary air connecting (4" flow tapping)	FAX	4137	8B to 12B
508	rear auxiliary air	RA	4138	1B to 12B
509	back	B	3946	1B to 12B

*on series 1B to 7B, 4 x 3½" bushing is furnished.



505
506

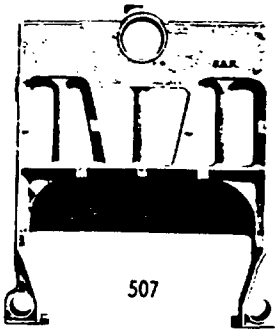

507



508



509

02837

Repair part price for each part number is found at back of book.

AMERICAN STANDARD

no. 4 Redflash

boiler

(formerly no. 4 Ideal Redflash boiler)

steam and water



series 8B

hand fired	4-S-7 to 4-S-13 4-W-7 to 4-W-13
smokeless	4-S-9-S to 4-S-14-S 4-W-9-S to 4-W-14-S
oil fired	4-S-9-O to 4-S-14-O 4-W-9-O to 4-W-14-O
stoker fired	4-SC-7 to 4-SC-14 4-WC-7 to 4-WC-14

Cast iron repair parts for this boiler will be discontinued Dec. 31, 1976.

Repair part price for each part number is found at back of book.

cat. no.	description	part no.	series no.
1	cleanout door, L.H. (hinge 875 required with this door)	880	
2	cleanout door, R.H. (hinge 876 required with this door)	879	
3	cleanout door lining, R. or L.	777	
4	cleanout door hinge, L.H.	875	6B to 8B
4	fire door hinge, L.H.	875	6B to 8B
5	cleanout door hinge, R.H.	876	6B to 8B
5	fire door hinge, R.H.	876	6B to 8B
6	cleanout door catch	404	
6	fire door catch	404	
7	fire door, L.H. (hinge 875 required with this door)	878	
8	fire door, R.H. (hinge 876 required with this door	877	
9	fire door lining, R. or L.	881	
10	fire door slide damper	803	
11	ashpit door	392	6B to 8B
12	ashpit door hinge	393	6B to 8B
13	ashpit door catch	724	6B to 8B
14	angle lever plate	335	
15	angle lever opening cover plate	776	8B
16	blank angle lever plate	336	
17	angle lever link	338	
18	angle lever	6629	5B to 8B
19	connecting arm catch	705	
20	shaker handle	3048	5B to 8B
21	front base panel (coal)	885	6B to 8B
22	front base panel (oil)	882	4B to 8B
23	front burner plate (oil) – each	54294	2B to 8B





No. 4 Redflash boiler

note: parts used for 8B inclusive where series is not shown

cat. no.	description	part no.
	base side panels, R.H., open	
24	6 section – 11 section assembly	866
25	7 section – 12 section assembly	867
26	8 section – 13 section assembly	868
27	10 section	889
	base side panels, L.H., closed	
28	6 section – 11 section assembly	869
29	7 section – 12 section assembly	870
30	8 section – 13 section assembly	871
	base side extension	
31	1 section	884
32	2 section	890
33	5 section – 11, 12, 13 and 14 section assembly rear base panel	872
34	rear base panel	779
35	draft pouch	865
36	draft pouch B. fly door frame	800
37	draft B. fly door, inside half	801
38	draft B. fly door, outside half	802
39	draft opening cover plate – oil, 4B to 8B	883
40	grate bar, pea coal – regular, L.H.	873
41	grate bar, pea coal – regular, R.H.	874
42	grate bar, buckwheat – L.H.	886
43	grate bar, buckwheat – R.H.	887
	grate connecting bars	
44	3 link L. front 7 and 8 section	782
45	4 link L. front 9 and 10 section	783
46	5 link L. front 11 and 12 section	784
47	6 link L. front 13 and 14 section	785
	grate connecting arms	
48	2 blank L. rear 7 section	786
49	3 blank L. rear 8 and 9 section	787
50	4 blank L. rear 10 and 11 section	788
51	5 blank L. rear 12 and 13 section	789
52	6 blank L. rear 14 section	790

Repair part price for each part number is found at back of book.

cat. no.	description	part no.
	grate connecting arm	
53	3 blank R. front 7 and 8 section	791
54	4 blank R. front 9 and 10 section	792
55	5 blank R. front 11 and 12 section	793
56	6 blank R. front 13 and 14 section	794
	grate connecting bars	
57	2 link R. rear 7 section	795
58	3 link R. rear 8 and 9 section	796
59	4 link R. rear 10 and 11 section	797
60	5 link R. rear 12 and 13 section	798
61	6 link R. rear 14 section	799
62	connecting arm slot cover plate	3014
63	connecting arm slot cover strap	3015
64	smoke collar (oil and stoker, 8B	888
65	smokehood	804
66	smokehood cap	805
67	smokehood choke damper	862
68	smokehood damper bearing	863
69	smokehood damper lever	864
70	check B. fly door frame	806
71	check B. fly door, inside half	860
72	check B. fly door, outside half	861
73	check B. fly door ratchet	282
74	coil hole cover, 3B to 8B	384
†75	water seal, P-54	–
76	water seal, 8B	1019
77	auxiliary air frame	356
78	auxiliary air disc damper	357
79	assembling nipple, 6" top	3081
80	assembling nipple, 4" bottom	3077
81	hand regulator bracket	1664
82	hand regulator clamp	1663
83	regulator clevis	1995
84	regulator rod 29" long (not illustrated)	6504



†Not available (shown for identification purposes only). Substitute No. 1019

02841

No. 4 Redflash boiler

note: parts used for 8B inclusive where series is not shown





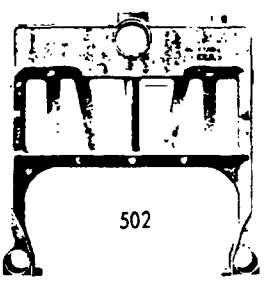

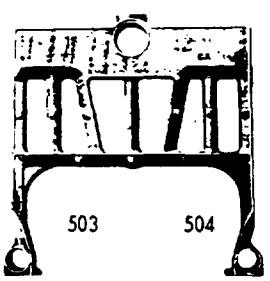



sections

cat. no.	description	code letter	part no.	series no.
500	front – coal (center jacket screw tappings under cleanout and fire doors ½" to right of center)	F	4140	3B to 8B
501	front – oil (17⅞" burner opening at bottom)	FO	4141	4B to 8B
502	front center connecting	FCX	4142	1B to 8B
†503	center (less flow boss on head)	C	–	1B to 8B
504	center connecting (with flow boss on head)	CX	4143	1B to 8B
†506	rear center (less flow boss on head)	RC	–	1B to 8B
507	rear center connecting (with flow boss on head)	RCX	4144	1B to 8B

†Not available (substitute No. 504 w/plugged flow tapping for No. 503 & No. 507 w/ plugged flow tapping for No. 506)

Repair part price for each part number is found at back of book.

No. 4 Redflash boiler

note: parts used for 8B inclusive where series is not shown

cat. no.	description	code letter	part no.	series no.
507	front auxiliary air (less flow boss on head) not available – substitute No. 508 with flow opening plugged	FA	–	1B to 8B
508	front auxiliary air connecting (with flow boss on head)	FAX	4146	1B to 8B
509	rear auxiliary air (less flow boss on head) not available – substitute No. 510 with flow opening plugged	RA	–	1B to 8B
510	rear auxiliary air connecting (with flow boss on head)	RAX	4148	1B to 8B
511	back	B	4149	1B to 8B

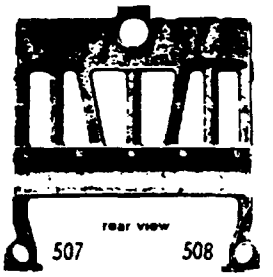

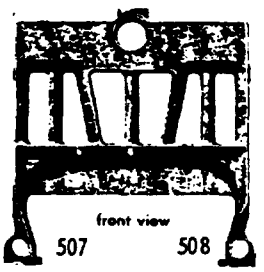



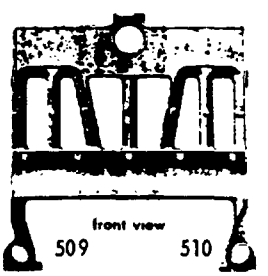



02843

Repair part price for each part number is found at back of book.

AMERICAN STANDARD

no. 5 Redflash

boiler

(formerly no. 5 Ideal Redflash boiler)

steam and water

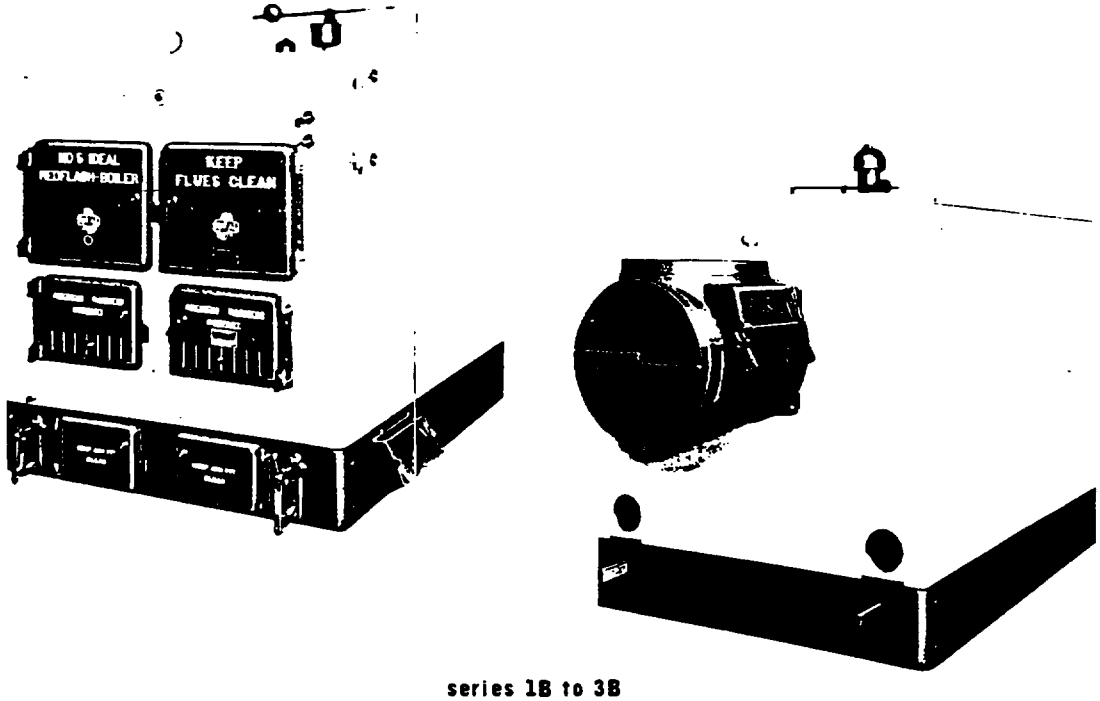

series 1B to 3B

hand fired	5-S-8 to 5-S-17 5-W-8 to 5-W-17
smokeless	5-S-9-S to 5-S-17-S 5-W-9-S to 5-W-17-S
oil fired	5-S-10-O to 5-S-17-O 5-W-10-O to 5-W-17-O
stoker fired	5-SC-8 to 5-SC-17 5-WC-8 to 5-WC-17

Cast iron repair parts for this boiler will be discontinued Dec. 31, 1976

02844

Repair part price for each part number is found at back of book.

cat. no.	description	part no.	series no.
1	cleanout door, L.H.	900	
2	cleanout door, R.H.	901	
3	cleanout door lining, R. or L.	902	
4	cleanout door hinge, R. or L.	933	
5	cleanout door catch	404	
6	fire door, L.H.	878	
7	fire door, R.H.	877	
8	fire door lining, R. or L.	881	
9	fire door hinge, L.H.	875	
10	fire door hinge, R.H.	876	
11	fire door catch, L.H.	934	
12	fire door catch, R.H.	740	
13	fire door slide damper	803	
14	ashpit door, L.H.	935	1B & 3B
15	ashpit door, R.H.	936	1B & 3B
16	ashpit door hinge, R. or L.	937	1B & 3B
17	ashpit door catch	724	1B & 3B
18	angle lever plate	335	1B & 3B
19	angle lever opening cover	776	3B
20	blank angle lever plate	336	1B & 3B
21	angle lever link	338	1B & 3B
22	angle lever	6629	1B & 3B
23	connecting arm catch	705	1B & 3B
24	shaker handle	3048	1B & 3B
25	front base panel – coal	909	1B & 3B
26	front base panel – oil	943	2B & 3B
27	front burner plate – oil – each	54294	2B & 3B
	base side panels, R.H. – open		
28	6 section – 6 and 10 section assembly	913	
29	7 section – 7, 11 and 14 section assembly	914	
30	8 section – 8, 12 and 15 section assembly	915	
31	9 section – 9, 13, 16 and 17 section assembly	916	
	base side panels, L.H. – closed		
32	6 section – 6 and 10 section assembly	917	
33	7 section – 7, 11 and 14 section assembly	918	
34	8 section – 8, 12 and 15 section assembly	919	
35	9 section – 9, 13, 16 and 17 section assembly	920	
	base side extensions		
36	1 section base side extensions	947	
37	2 section base side extensions	948	
38	4 section base side extensions used on 10, 11, 12 and 13 section assembly	921	
39	7 section base side extension 14, 15 and 16 section assemblies	922	
40	8 section base side extension 17 section assembly	942	
41	bridgewall base panel	938	1B & 3B
42	rear base panel	910	

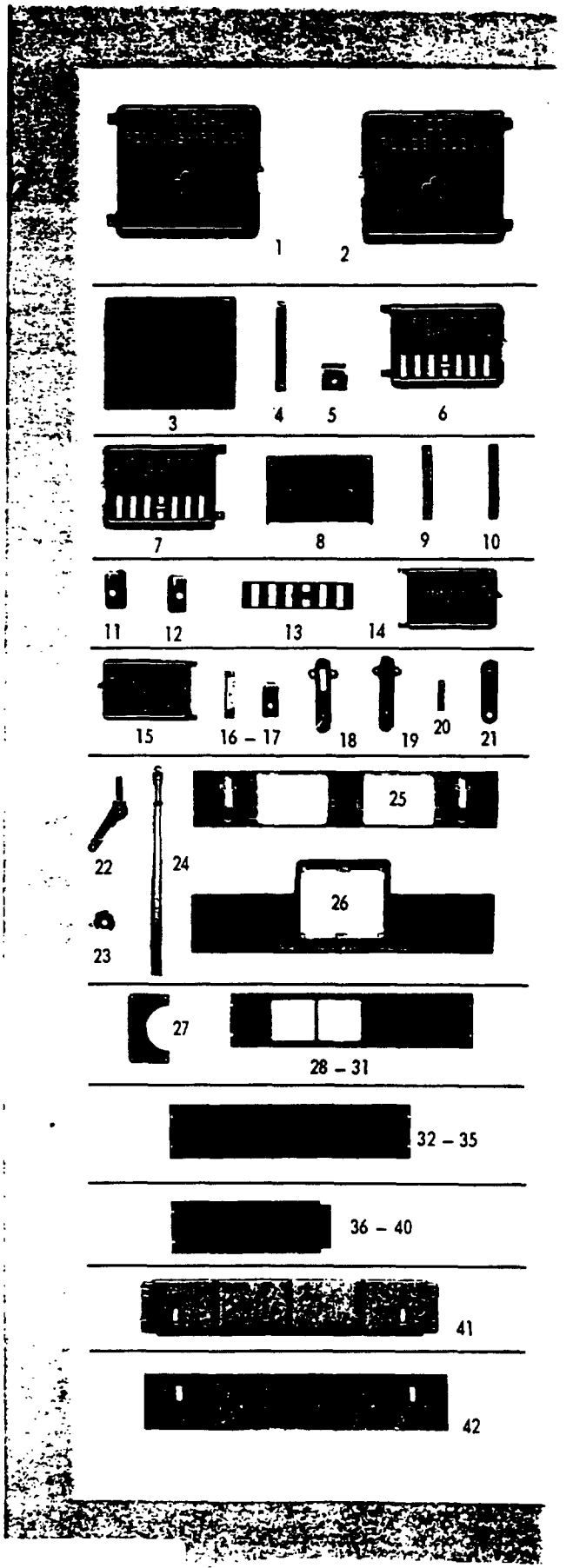

02845

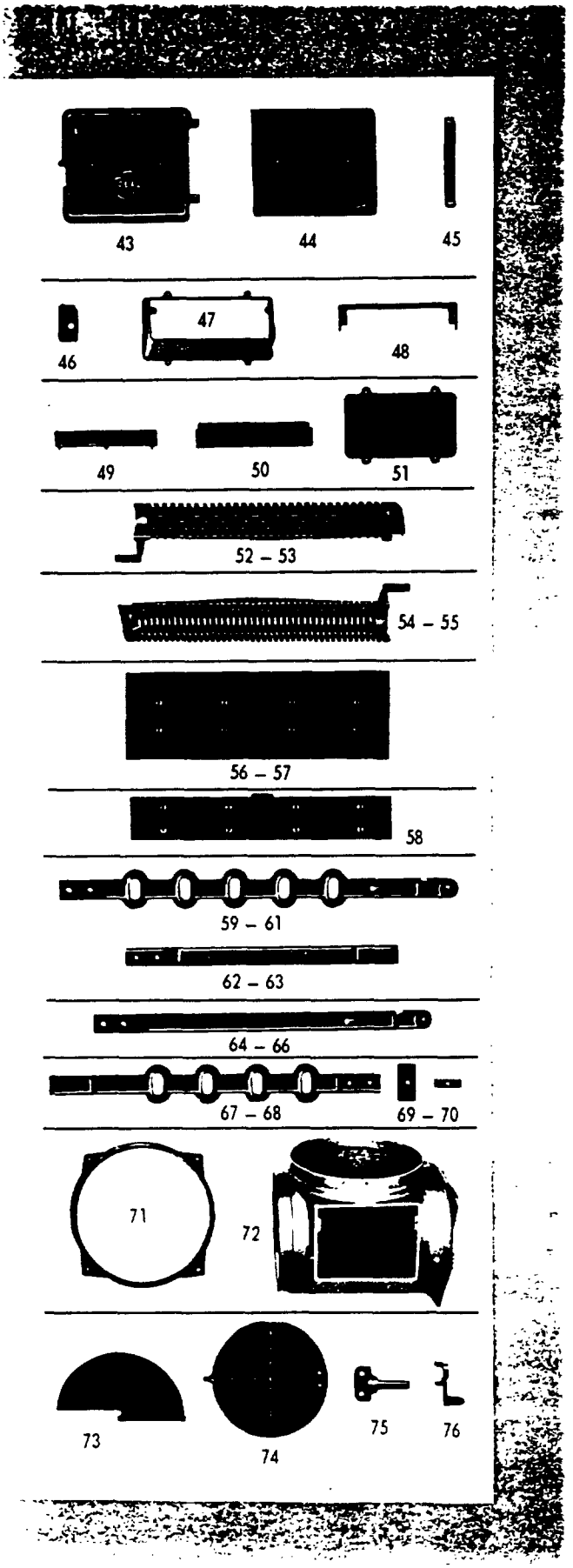

No. 5 Redflash boiler

note: parts used for 1B to 3B inclusive where series is not shown

cat. no.	description	part no.	series no.
43	rear cleanout door	879	1B & 3B
44	rear cleanout door lining	777	1B & 3B
45	rear cleanout door hinge	876	1B & 3B
46	rear cleanout door catch	740	1B & 3B
47	draft pouch	865	1B & 3B
48	draft B. fly door frame	800	1B & 3B
49	draft B. fly door, inside half	801	1B & 3B
50	draft B. fly door, outside half	802	1B & 3B
51	draft opening cover plate – oil	883	2B & 3B
52	grate bar, L.H., pea coal, regular	911	1B & 3B
53	grate bar, R.H., pea coal, regular	912	1B & 3B
54	grate bar, L.H., buckwheat	951	1B & 3B
55	grate bar, R.H., buckwheat	950	1B & 3B
56	single dead plate	945	1B & 3B
57	double dead plate	946	1B & 3B
58	rear dead plate	944	1B & 3B
	grate connecting bars left front half		
59	3 link, 8 section	923	1B & 3B
60	4 link, 9, 10, 12, 13 and 14 section	924	1B & 3B
61	5 link, 11, 15, 16 and 17 section	925	1B & 3B
	grate connecting arms left rear half		
62	3 blank, 8, 9, and 12 section	926	1B & 3B
63	4 blank, 10, 11, 13, 14, 15, 16 and 17 section	927	1B & 3B
	grate connecting arms right front half		
64	3 blank, 8 section	928	1B & 3B
65	4 blank, 9, 10, 12, 13 and 14 section	929	1B & 3B
66	5 blank, 11, 15, 16 and 17 section	930	1B & 3B
	grate connecting bars right rear half		
67	3 link, 8, 9 and 12 section	931	1B & 3B
68	4 link, 10, 11, 13, 14, 15, 16 and 17 section	932	1B & 3B
69	connecting arm slot cover plate	3014	
70	connecting arm slot cover strap	3015	
71	smoke collar – oil and stoker	953	3B
72	smokehood	903	
73	smokehood cap, 2 pieces	949	
74	smokehood choke damper	908	
75	smokehood choke damper bearing	863	
76	smokehood damper lever	864	

Repair part price for each part number is found at back of book.

cat. no.	description	part no.	series no.
77	check B. fly door frame	904	
78	check B. fly door, inside half	905	
79	check B. fly door, outside half	906	
80	check B. fly door ratchet	907	
81	coil hole cover, complete	384	
†82	water seal, P-54	–	
83	water seal	1019	3B
84	auxiliary air frame	939	1B & 3B
85	auxiliary air door	940	1B & 3B
86	auxiliary air door hinge	941	1B & 3B
87	auxiliary air door ratchet	1199	1B & 3B
88	assembling nipple, 7" top	3082	
89	assembling nipple, 4" bottom	3077	
90	hand regulator bracket	1664	1B & 3B
91	hand regulator clamp	1663	1B & 3B
92	regulator clevis	1995	1B & 3B
93	regulator rod ¼" x 46" long, upper ¼" x 27¾" long, lower	6502	1B & 3B

sections

cat. no.	description	code letter	part no.	series no.
500	front – coal	F	4151	1B & 3B
501	front – oil	FO	4152	2B & 3B
502	front center connecting	FCX	4153	1B & 3B

†Not available (shown for identification purposes only) Substitute No. 1019.

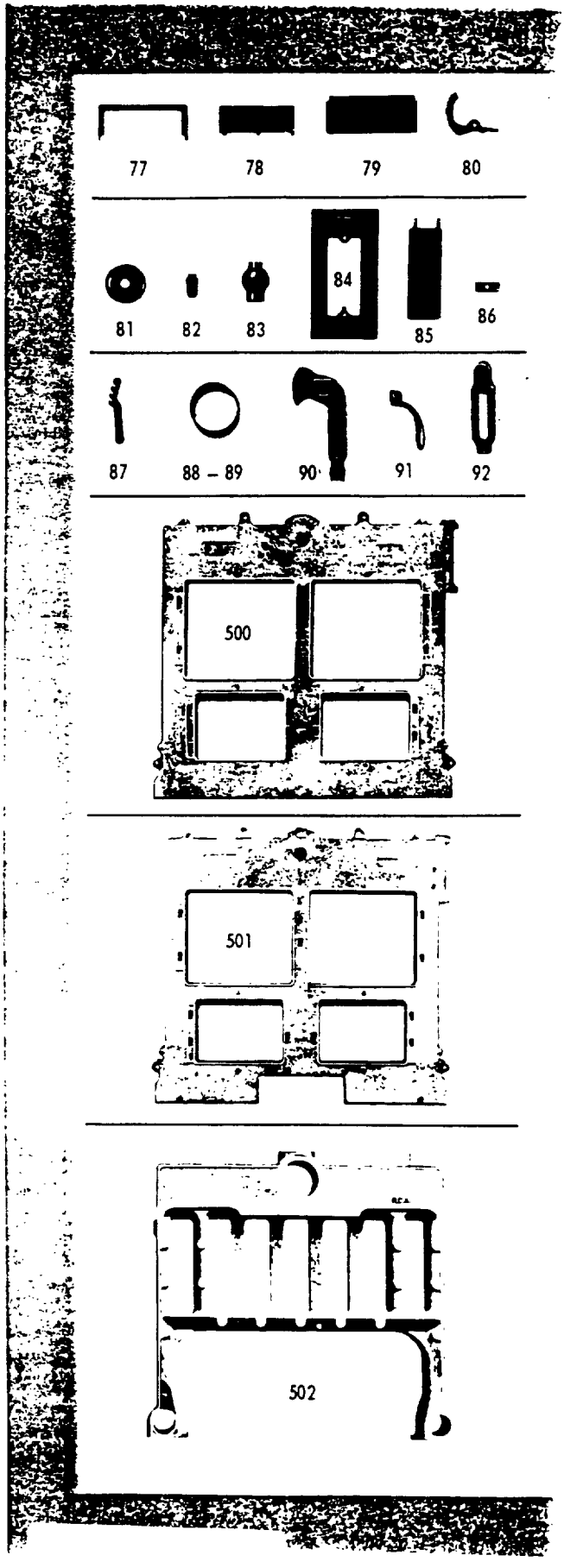

02847

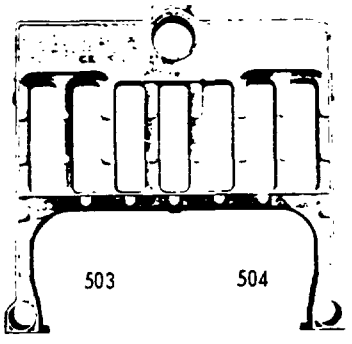

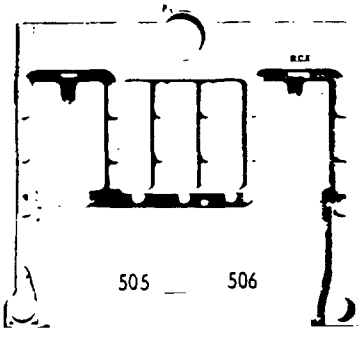

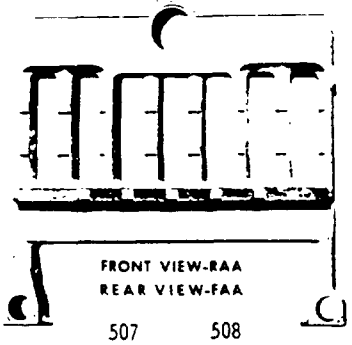

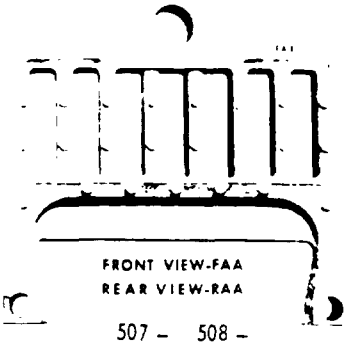

No. 5 Redflash boiler

note: parts used for 1B to 3B inclusive where series is not shown

cat. no.	description	code letter	part no.	series no.
†503	center (less flow boss on head)	C	–	1B to 3B
504	center connecting (with flow boss on head)	CX	4154	1B to 3B
**505	rear center (less flow boss on head)	RC	–	1B to 3B
506	rear center connecting (with flow boss on head)	RCX	4161	1B to 3B
*507	front or rear auxiliary air (less flow boss on head)	FA or RA	–	1B & 3B
508	front or rear auxiliary air connecting (with flow boss on head)	FAX or RAX	4157	1B & 3B

†Not available (substitute no. 504 with flow tapping plugged)
*Not available (substitute no. 508 with flow opening plugged)
**Not available (substitute no. 506 with flow opening plugged)

No. 5 Redflash boiler

note: parts used for 1B to 3B inclusive where series is not shown

cat. no.	description	code letter	part no.	series no.
†509	rear auxiliary air uptake (less flow boss on head)	RU	–	1B & 3B
510	rear auxiliary air uptake connecting (with flow boss on head)	RUX	4159	1B & 3B
511	bridgewall	BW	4155	1B & 3B
512	back without cleanout door opening	B	4162	1B to 3B
513	back with cleanout door opening	BD	4163	1B to 3B

†Not available (substitute no. 510 with flow opening plugged)



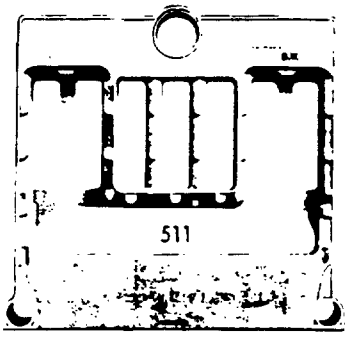

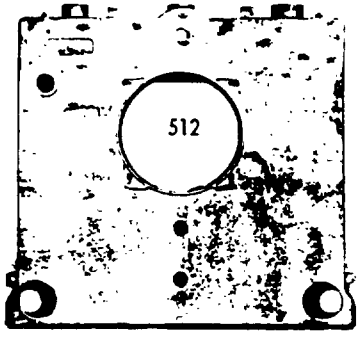



02849

Repair part price for each part number is found at back of book.

AMERICAN STANDARD

no. 29 Water Tube

boiler

(formerly 29" Ideal water tube boiler)

steam and water





anthracite coal (hand fired) type "T" small flue center sections	**series 13B**	S or W-29-T-5 to 29-T-10
oil fired small flue center sections	**series 13B**	S or W-0629 to 1429
stoker fired small flue center sections	**series 13B**	SC or WC-29-T-5 to 29-T-12

Cast iron repair parts for this boiler will be discontinued Dec. 31, 1978.

Series 1B to 4B (prior to 1924) and 5B to 12B (1924) smokeless repairs are no longer available. However, certain parts used on 1B to 3B & 10B to 13B anthracite boilers were also used on the smokeless. These parts are still available as indicated.

Repair part price for each part number is found at back of book.

cat. no.	description	part no.	series no.
1	cleanout door, L.H.	441	1B to 13B
2	cleanout door, R.H.	440	1B to 13B
3	cleanout door lining, L.H.	442	1B to 13B
4	cleanout door lining, R.H.	443	1B to 13B
5	cleanout door hinge, R. or L.	458	1B to 13B
6	cleanout door catch	986	1B to 13B
7	*fire door, anthracite*	438	1B to 13B
7	fire door, smokeless	438	1B to 3B & 5B to 12B
8	service door, oil (including hinge 23-WT-56 and catch 23-WT-57 on 11B series	480	11B to 13B
9	fire door lining	439	1B to 13B
9	fire door lining, smokeless	439	1B to 3B & 5B to 12B
10	service door lining, oil (steel)	61593	11B to 13B
11	fire door side damper, anthracite	1582	1B to 13B
11	fire door slide damper, smokeless	1582	1B to 3B & 5B to 12B
12	fire door hinge		
12	fire door hinge	1000	1B to 13B
12	service door hinge	1000	6B to 10B, 12B & 13B
12	ashpit door hinge	1000	1B to 13B
13	*fire door catch*	1001	1B to 13B
13	service door catch	1001	6B to 10B, 12B & 13B
13	slice door catch	1001	1B to 13B
13	ashpit door catch	1001	1B to 13B
14	sight opening slide cover, oil	475	11B to 13B
15	sight opening slide	1471	11B to 13B
16	sight glass retaining ring	1465	11B to 13B
17	sight glass, 3" diameter	6280	11B to 13B
18	slice door	422	1B to 13B
19	slice door lining	423	1B to 13B
20	slice door hinge	422	1B to 13B
21	ashpit door	421	1B to 13B
22	angle lever plate	3010	1B to 13B
23	blank angle lever plate	424	1B to 13B
24	angle lever link	455	1B to 13B
25	angle lever	3012	1B to 13B
26	connecting arm catch	1897	1B to 13B
27	shaker handle	1767	1B to 13B
28	ashpit and slice door frame	420	1B to 13B
29	base front frame, oil	472	6B to 13B

parts no longer available	replacement parts
pattern no. 2-A-17, shaker handle	cat. no. 35
pattern no. 29-WT-79, fire door	cat. no's. 7 & 16
pattern no. 29-WT-82, cover plate	part no. 479
pattern no. 29-WT-110, service door w/catches no. 29-WT-112 & 113.	part no's. 480, 1000 & 1001.



02851

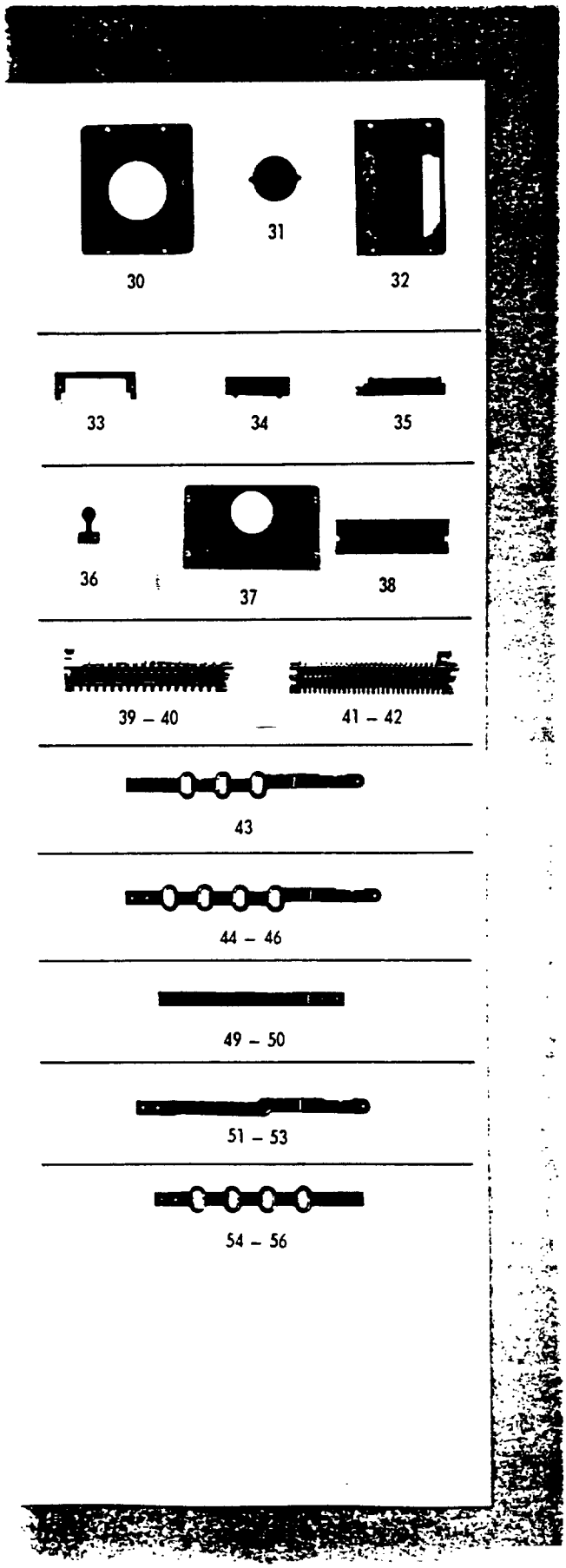

No. 29 water tube boiler
steam and water
note: parts used for 1B to 13B inclusive where series is not shown

cat. no.	description	part no.	series no.
30	front burner plate, oil	478	12B & 13B
31	burner opening cover plate	1450	12B & 13B
32	draft pouch	445	1B to 13B
33	draft B/F door frame	446	1B to 13B
34	draft B/F door, inside half	448	1B to 13B
35	draft B/F door, outside half	474	7B to 13B
36	draft B/F door, balance weight	1191	1B to 13B
37	rear burner plate, oil (includes cover plate 12-OB-3 on 6 to 11B series)	479	6B to 13B
38	cross water way coal guard for oil, front section	471	6B to 13B
39	grate bar, regular, L.H.	483	1B to 13B
40	grate bar, regular, R.H.	482	1B to 13B
41	grate bar, pea coal, L.H.	485	1B to 13B
42	grate bar, pea coal, R.H.	484	1B to 13B
	grate connecting bars, one piece		
43	3 link, 5 section, anthracite	425	1B to 13B
	grate connecting bars, L.H., front half		
44	2 link, 6 section, anthracite	426	1B to 13B
45	3 link, 7 and 8 section, anthracite & smokeless	427	1B to 13B
46	4 link, 9 and 10 section, anthracite 4 link, 8 to 10 section, smokeless	428	1B to 13B
	grate connecting arms, L.H., rear half		
49	3 blank, 8 and 9 section, anthracite & smokeless	430	1B to 13B
50	4 blank, 10 section, anthracite & 11 section, smokeless	431	1B to 13B
	grate connecting arms, R.H., front half		
51	2 blank, 6 section, anthracite	432	1B to 13B
52	3 blank, 7 and 8 section, anthracite & smokeless	433	1B to 13B
53	4 blank, 9 and 10, anthracite 4 blank, 8 to 10 section, smokeless	434	1B to 13B
	grate connecting bars, R.H., rear half		
54	2 link, 6 and 7 section anthracite 2 link, 8, 9, 10, 11 section, smokeless	435	1B to 13B
55	3 link, 8 and 9 section, anthracite & smokeless	436	1B to 13B
56	4 link, 10 section, anthracite and 11 section, smokeless	437	1B to 13B

Repair part price for each part number is found at back of book.

cat. no.	description	part no.	series no.
57	connecting arm slot cover	3014	1B to 13B
58	connecting arm slot cover strap	3015	1B to 13B
	smokehood parts used on: anthracite, 1 to 3B series, smokeless, 1 to 4B series		
59	smokehood body casting	29-WT-36	*
60	check draft frame hinge	1645	
61	check draft frame catch	1791	
62	check B/F door lever with ¼" tapping	453	
63	check B/F door balance weight	1191	
	smokehood parts used on: anthracite, 4 to 13B series, smokeless, 5 to 12B series, oil, 6 to 13B series, stoker, 10 to 13B series		
64	smokehood body casting (includes cleanout cover plate 29-WT-108 on 4 to 9B series)	461	
65	smokehood pipe collar	464	
	smokehood parts used on: anthracite, 4 to 13B series, smokeless, 5 to 12B series, oil, 6 to 11B series, stoker, 10 and 12B series		
66	smokehood choke damper	465	
67	smokehood damper bearing	1204	
68	smokehood damper lever	1205	
69	smokehood damper front bracket	469	
70	smokehood damper rear bracket	470	
71	smokehood damper angle lever	3030	
72	smokehood damper ratchet handle	1234	
75	smokehood cleanout door	462	
76	smokehood cleanout door hinge	463	
77	smokehood cleanout cover plate	473	10B to 13B
78	smokehood damper bracket	1226	12B & 13B
79	smokehood damper clamp	1928	12B & 13B
	smokehood extension parts used on anthracite, 4 to 12B series, smokeless, 5 to 12B series,		
80	check B/F door frame	0466	
81	check B/F door, inside half	0468	
82	check B/F door, outside half	0467	
83	check B/F door lever with 3/16" tapping	453	
84	check B/F door balance weight	1191	
85	coil hole cover	3040	
86	coil hole cover strap	3041	2B to 13B
87	water seal	1019	1B to 10B



*Note Smokehood body casting 29-WT-36, used on anthracite series 1 to 3B, and smokeless series 1 to 4B, not available. Substitute smokehood complete as used on series 13B anthracite boilers.

02853

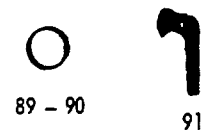

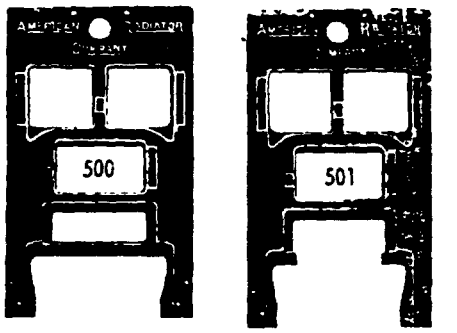

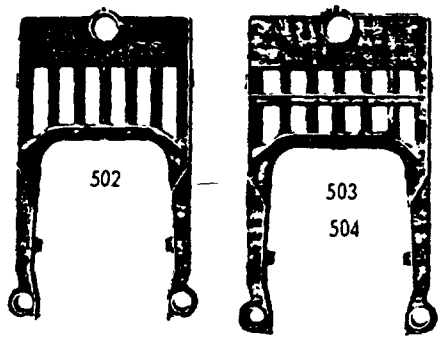

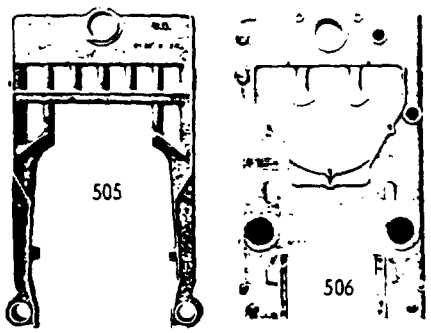

No. 29 water tube boiler
steam and water

note: parts used for 1B to 13B inclusive where series is not shown

cat. no.	description	part no.	code letter	series no.
88	assembling nipple, 5" top		3079	1B to 13B
89	assembling nipple, 3" bottom		3076	1B to 13B
90	hand regulator bracket		1664	1B to 13B
91	hand regulator bracket clamp		1663	1B to 13B
92	regulator clevis		1615	7B to 13B
93	regulator lever		6504	1B to 13B
94	two-piece regulator rod and clevis		6502	1B to 13B

sections

cat. no.	description	part no.		series no
500	front—coal, steam or water, threaded type	3947	A	10B to 13B
501	front—oil, threaded type, steam or water	3948	AO	10B to 13B
502	front center—oil, steam or water	3949	BO	9B to 13B
503	center—type "T", steam or water	3950	CO	10B to 13B
504	center—oil, steam or water		CO	9B to 13B
505	rear center—coal, steam	3951	UO	1B to 3B
	rear center—special type "T" steam or water			10B to 13B
	rear center—oil, steam or water			9B to 13B
506	back—steam or water, threaded type	3952	H	10B to 13B

AMERICAN STANDARD

no. 36 Water Tube

boiler

(formerly 36" Ideal water tube boiler)

steam and water



Cast iron repair parts for this boiler will be discontinued Dec. 31, 1975.

anthracite coal (hand fired) type "T" small flue center section	**series 10B**	S or W 36-T-6 to 36-T-15
oil fired small flue center sections	**series 10B**	S or W-0836-0936-1036 1136-1236-1336-1436-1536
stoker small flue center sections	**series 10B**	SC or WC-36-T-6 to 36-T-12

02855

Repair part price for each part number is found at back of book.

cat. no.	description	part no.	series no.
1	cleanout door, L.H.	1166	1B to 10B
2	cleanout door, R.H.	1167	1B to 10B
3	cleanout door lining, L.H.	1168	1B to 10B
4	cleanout door lining, R.H.	1169	1B to 10B
5	cleanout door hinge	1170	1B to 10B
6	cleanout door catch, R. or L.	1171	1B to 10B
6	fire door catch	1171	1B to 10B
6	slice door catch, R. or L.	1171	1B to 10B
7	fire door, large	1196	4B to 10B
8	fire door lining, large, smokeless, anthracite or oil	1197	4B to 10B
9	fire door slide damper, anthracite & smokeless	1130	1B to 10B
10	fire door hinge	1164	1B to 10B
11	slice door, L.H.	1160	1B to 10B
12	slice door, R.H.	1161	1B to 10B
13	slice door hinge, R. or L.	1162	1B to 10B
14	ashpit door	1189	1B to 10B
15	ashpit door hinge	3358	1B to 10B
16	ashpit door catch	1296	1B to 10B
17	angle lever bracket	1262	1B to 10B
18	angle lever link	1261	1B to 10B
19	angle lever	3023	1B to 10B
20	connecting arm catch	3025	1B to 10B
21	shaker handle	1292	1B to 10B



02856



No. 36 water tube boiler steam and water

(formerly 36" Ideal water tube boiler)
note: parts used for 1B to 10B inclusive
where series is not shown

cat. no.	description	part no.	series no.
22	front base panel – coal	1131	1B to 10B
23	front base panel – oil	1223	8B to 10B
24	front burner plate – oil, R. or L.	1224	8B to 10B
	base side panels, R. or L.: anthracite, 1B to 5B series smokeless, 1B to 6B series oil and stoker, 10B series		
*25	5 section–side base panel	36-WT-25	
26	6 section–side base panel	1154	
27	7 section–side base panel	1155	
28	8 section–side base panel	1156	
29	9 section–side base panel	1157	
30	10 section–side base panel	1158	
31	11 section used on 12, 13, 14, 15 section	1159	
32	1 section extension used on 12 section	1173	
33	2 section extension used on 13 section	1174	
34	3 section extension used on 14 section	1218	
35	4 section extension used on 15 section	1219	
	base side panels, R.H.: anthracite, 6B to 10B series smokeless, 7B to 9B series oil, 6B to 9B series		
36	4 section open used on all assemblages	1213	
*37	5 section used on 9 section	36-WT-25	
38	6 section used on 10 section	1154	
39	7 section used on 11 section	1155	
40	8 section used on 12 section	1156	
41	9 section used on 13 section	1157	
42	10 section used on 14 section	1158	
43	11 section used on 15 section	1159	
44	1 section extension used on 5 section	1173	
45	2 section extension used on 6 section	1174	
46	3 section extension used on 7 section	1218	
47	4 section extension used on 8 section	1219	
	base side panels, L.H.: anthracite, 6B to 10B series smokeless, 7B to 9B series oil, 6B to 9B series stoker, 9B series		
*48	5 section	36-WT-25	
49	6 section	1154	
50	7 section	1155	
51	8 section	1156	
52	9 section	1157	
53	10 section	1158	
54	11 section used on 12, 13, 14, 15 section	1159	
55	1 section extension used on 12 section	1173	
56	2 section extension used on 13 section	1174	
57	3 section extension used on 14 section	1218	
58	4 section extension used on 15 section	1219	
59	rear base panel, upper half	1179	1B to 10B
60	rear base panel, lower half, anthracite, smokeless or oil	1220	6B to 10B

*Not available. Substitute as follows.

L.H. Side	R.H. Side
1173	1173
1219	1213

Repair part price for each part number is found at back of book.

cat. no.	description	part no.	series no.
61	side draft pouch	1209	6B to 10B
62	draft butterfly door frame	1210	6B to 10B
63	draft butterfly door, inside half	1211	6B to 10B
64	draft butterfly door, outside half	1212	6B to 10B
65	draft cover plate – oil – side	1222	6B to 10B
66	grate bar, L.H., reg.	1150	1B to 10B
67	grate bar, R.H., reg.	1152	1B to 10B
68	grate bar, L.H., pea coal	1151	1B to 10B
69	grate bar, R.H., pea coal	1153	1B to 10B
70	grate bar locking pin	1188	1B to 10B
	grate connecting bars, L.H., front half		
71	3 link 6 and 7 section, anthracite & smokeless	1137	1B to 10B
72	4 link 8 and 9 section, anthracite & smokeless	1141	1B to 10B
73	5 link 10 and 11 section, anthracite & smokeless	1145	1B to 10B
74	6 link 12 and 13 section, anthracite & smokeless	1149	1B to 10B
75	7 link 14 and 15 section, anthracite & smokeless	1177	1B to 10B
76	2 blank 6 section, anthracite & smokeless	1135	1B to 10B
77	3 blank 7 and 8 section, anthracite & smokeless	1139	1B to 10B
78	4 blank 9 and 10 section, anthracite & smokeless	1143	1B to 10B
79	5 blank 11 and 12 section, anthracite & smokeless	1147	1B to 10B
80	6 blank 13 and 14 section, anthracite & smokeless	1176	1B to 10B
81	7 blank 15 section, anthracite & smokeless	1217	1B to 10B
	grate connecting bars, R.H., front half		
82	3 blank, 6 and 7 section, anthracite & smokeless	1136	1B to 10B
83	4 blank 8 and 9 section, anthracite & smokeless	1140	1B to 10B
84	5 blank 10 and 11 section, anthracite & smokeless	1144	1B to 10B
85	6 blank 12 and 13 section, anthracite & smokeless	1148	1B to 10B
86	7 blank 14 and 15 section, anthracite & smokeless	1187	1B to 10B
87	2 link 5 and 6 section, anthracite & smokeless	1134	1B to 10B
88	3 link 7 and 8 section, anthracite & smokeless	1138	1B to 10B
89	4 link 9 and 10 section, anthracite & smokeless	1142	1B to 10B
90	5 link 11 and 12 section, anthracite & smokeless	1146	1B to 10B
91	6 link 13 and 14 section, anthracite & smokeless	1175	1B to 10B
92	7 link 15 section, anthracite & smokeless	1216	1B to 10B
93	connecting arm slot cover	3014	1B to 10B
94	connecting arm slot cover strap	3015	1B to 10B
95	smokeless body (includes cleanout cover plate 29-WT-108 on 5 to 8B series)	1200	

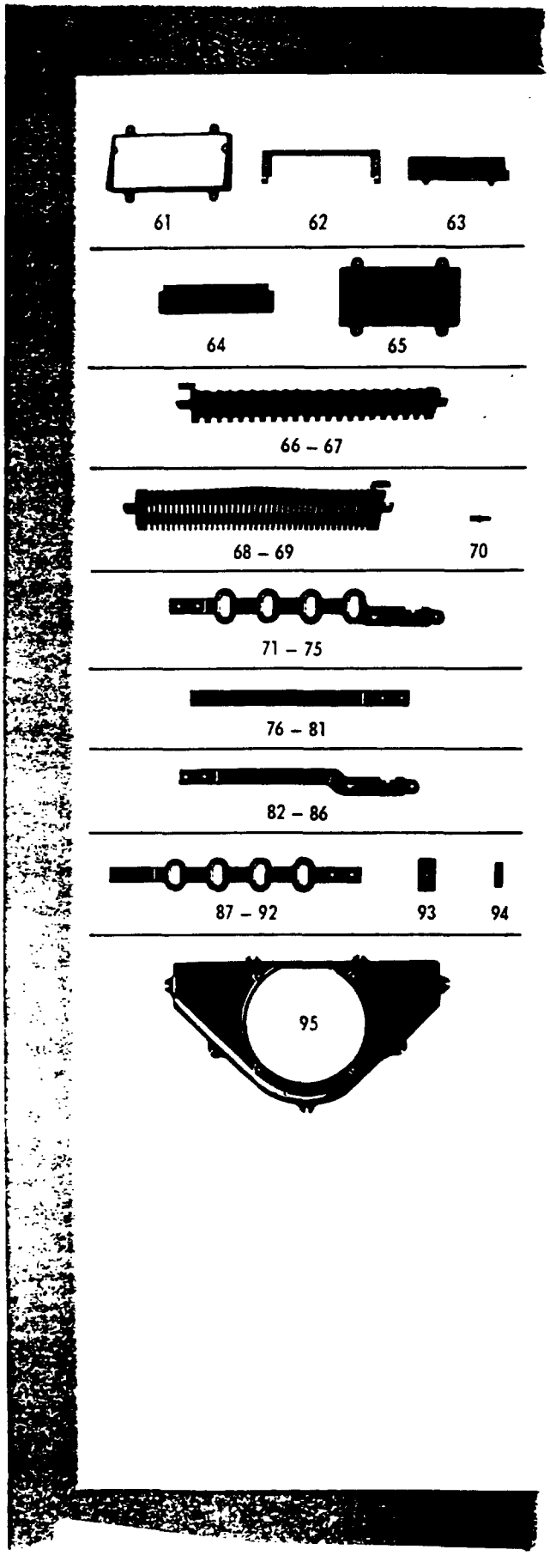

02858

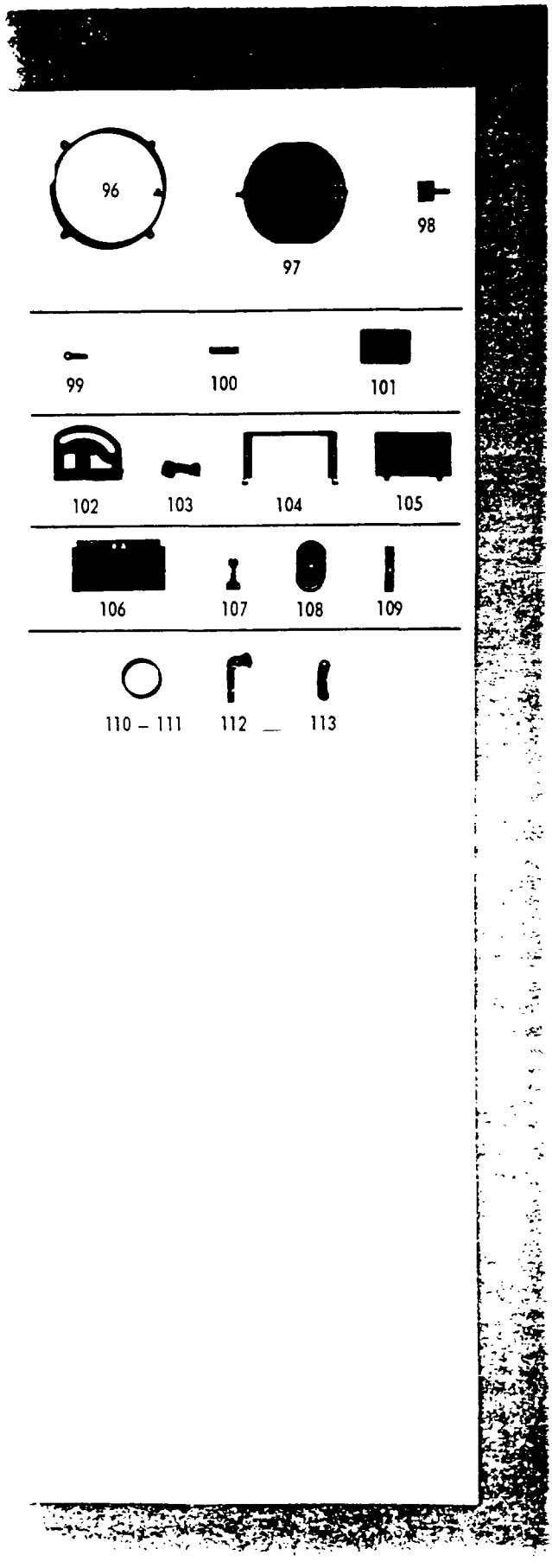

No. 36 water tube boiler steam and water

(formerly 36" Ideal water tube boiler)
note: parts used for 1B to 10B inclusive
where series is not shown

cat. no.	description	part no.	series no.
96	smokehood pipe collar	1202	
97	smokehood choke damper	1203	*
98	smokehood damper bearing	1204	*
99	smokehood damper lever	1205	*
100	smokehood cleanout door hinge	1495	
101	smokehood cleanout cover plate	473	9B & 10B
102	smokehood damper bracket	1226	9B & 10B
103	smokehood damper clamp	1928	9B & 10B
	smokehood extension parts used on: anthracite, 5 to 9B series smokeless, 6 to 9B series		
104	check butterfly door frame	1206	
105	check butterfly door, inside half	1207	
106	check butterfly door, outside half	1208	
107	check butterfly door balance weight	3113	
108	coil hole cover	1289	1B to 10B
109	coil hole cover strap	1023	1B to 10B
110	assembling nipple, 6" top	3081	1B to 10B
111	assembling nipple, 4" bottom	3077	1B to 10B
112	hand regulator bracket	1664	1B to 10B
113	hand regulator bracket clamp	1663	1B to 10B

Note: smokehood body casting No. 36-WT-66 used on anthracite 1 to 4B series and smokeless 1 to 5B series is no longer available. Substitute smokehood complete as used on anthracite 10B series boiler.

No. 36 water tube boiler steam and water

(formerly 36" Ideal water tube boiler)
note: parts used for 1B to 10B inclusive
where series is not shown

sections

cat. no.	description	part no.	code letter	series no.
500	front – coal, threaded type	4175	A	9B & 10B
501	front – oil, threaded type	4177	AO	9B & 10B
502	front center – small flue, oil	4179	BO	8B to 10B
	front center – small flue, special type "T"			9B & 10B
503	center with regulator tapping – small flue, oil	4181	CTO	8B to 10B
	center with regulator tapping – small flue, special type "T"			9B & 10B
504	center – small flue, oil	4181	CO	8B to 10B
	center – small flue, special type "T"			9B & 10B
506	center connection with two 3½" return tappings – small flue	4184	DO	8B to 10B
507	rear center – small flue, oil	4188	UO	8B to 10B
	rear center – small flue, special type "T"			9B to 10B
508	back – threaded type	4196	H	9B & 10B

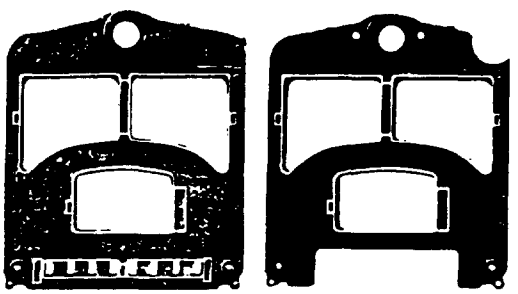

500 501

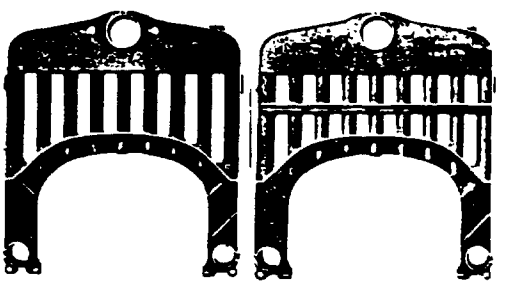

502 503

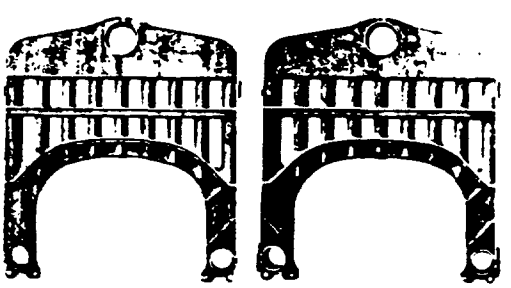

504 506

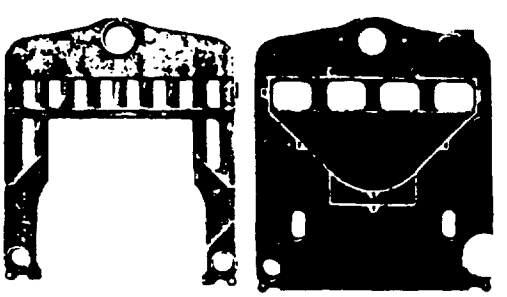

507 508

Repair part price for each part number is found at back of book.

02860

AMERICAN STANDARD

no. 92 Ideal

oil and stoker
fired boiler
steam and water





series 10B and 12B

S or W 92-7 to 92-14 G or R
SC or WC 92-7 to 92-12

Jacket parts for this boiler are no longer available.

Cast iron repair parts for this boiler will be dicontinued Dec. 31, 1978.

02861

Repair part price for each part number is found at back of book.

cat. no.	description	part no.	series no.
**1	cleanout door L.H.	29-WT-114	10B
***2	cleanout door R.H.	29-WT-115	10B
3	cleanout door L.H.	441	12B
4	cleanout door R.H.	440	12B
5	cleanout door lining L.H.	442	
6	cleanout door lining R.H.	443	
9	cleanout door catch center	986	
10	cleanout door hinge R. or L.	458	12B
*12	service door – includes hinge 1000 and catch 1001 on 10B series	480	
13	service door lining (steel)	–	
16	service door catch	1001	12B
17	service door hinge	1000	12B
18	sight opening slide cover	475	
19	sight opening slide	1471	
20	sight glass retaining ring	1465	
21	sight glass 3" diameter	6280	
22	frame for burner plate	472	
23	front plate	478	
24	rear plate	479	
25	burner opening cover plate	1450	
26	coil opening cover	3040	
27	coil opening cover strap	3041	
28	smokehood	461	
29	smokehood pipe collar	464	
30	smokehood cleanout cover	473	
31	connecting arm slot cover	3014	
32	connecting arm slot cover strap	3015	
33	assembling nipple, 5" top	3079	
34	assembling nipple, 3" bottom	3076	

*service door bearing pat. no. 29-WT-110 not available, use 480 as shown
**Not available, substitute with cat. no. 3, 9 & 10
***Not available, substitute with cat. no. 4, 9 & 10



02862

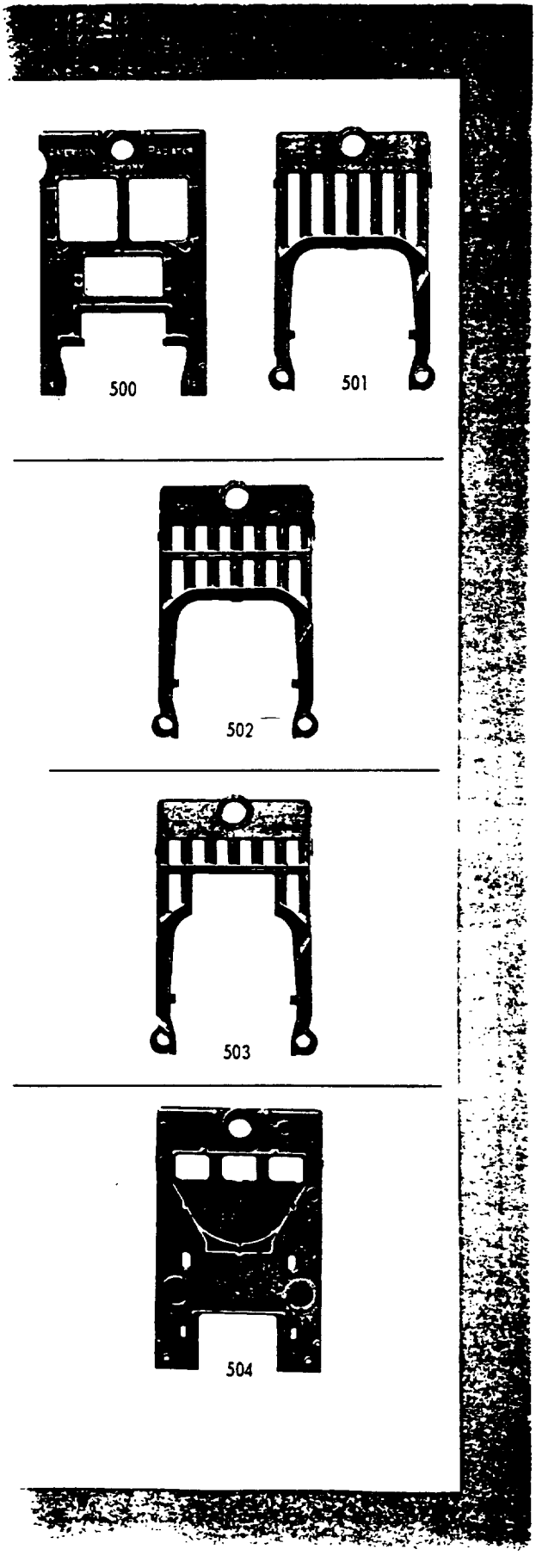

No. 92 Ideal oil and stoker fired boiler

note: parts are used on 10 and 12B when series is not shown

sections

cat. no.	description	code letters	part no.
500	front	AO	3948
501	front center	BO	3949
502	center	CO	3950
503	rear center	UO	3951
504	back	H	3952

Repair part price for each part number is found at back of book.

Boiler Assemb' ods

for all coal (hand fired), oil and stoker boilers

description	number of sections																		
	3	4	5	6	7	8	9	10	11	12	13	14	15	16	17	18	19	20	21
	list prices per set (includes nuts and washers)																		
AP(T)		2.00	2.40	2.80															
A-3, FR-A-3 and PFA-3	2.40	2.90	3.40	3.80	4.20														
A-5, FR-A-5 and PFA-5		5.80	6.40	7.00	7.80	8.40	9.00	9.80	10.20	10.80	11.40	12.00	12.60	13.20	13.80	14.40	15.00	15.60	16.20
A-7 & FR-A-7			12.20	13.40	14.80	16.00	17.40	18.80	20.00	21.20	22.80	24.00							
Arcoleader	2.40	3.00	3.60	3.80	4.20														
Arcoliner (dry base)	3.00	3.80	4.00	4.20															
Arcoliner, wide back (wet base)	3.60	3.80	4.00	4.20															
Exbrook					8.40	8.80	9.20	9.80	10.00	10.60	11.20								
Redflash No. 2			6.00	6.60	7.40	8.00	8.60	9.20	10.00	10.60	11.20								
Redflash No. 3				8.40	9.00	9.60	10.40	11.00	11.60	12.20	13.00	13.60							
Redflash No. 4					10.00	11.00	11.80	12.80	13.60	14.60	15.40	16.20							
Redflash No. 5						11.60	13.60	14.60	15.40	16.20	17.20	18.20	19.00	19.80	20.60				
No. 29			8.80	9.40	10.00	10.80	11.40	12.00	12.80	13.40	14.00	14.80							
No. 36				9.40	10.00	10.80	11.40	12.00	12.80	13.40									
No. 92					9.40	10.00	11.00	11.60	12.60	13.20	14.00	14.80							

Oakmont	No. 84	No. 85	No. 86	No. 87	No. 88	No. 89
	6.60	7.00	7.70	8.20	8.80	9.20
Severn	No. 17	No. 21	No. 25	No. 29	No. 33	No. 37
	5.50	6.20	6.80	7.40	8.20	8.80

gas boilers

description	number of sections																
	3	4	5	6	7	8	9	10	11	12	13	14	15	16	17	18	19
	list prices per set (includes nuts and washers)																
G-2	2.00	2.20	2.40	2.60	3.00	3.20	3.40	3.60	3.80								
G-40	5.00	5.60	6.60	7.20	8.20	8.80	9.40	10.20									
G-10			7.20	7.80	8.60	9.00	9.60	17.80	18.20	18.80	19.60	20.20	20.80	21.40	22.00	22.60	38.20
G-4	5.00	5.50	6.00	6.60	7.20	8.20	8.80	9.40	10.20								
G-6 & G-60				7.80	8.60	9.00	9.60	17.80	18.20	–	19.60	–	20.80	–	22.00	–	38.20
1-GA standard		2.00	2.20	2.40													
1-GA-E Empire		2.00	2.20	2.40													
2-GA standard		2.20	2.40	2.80	3.00												
2-GA-E Empire		2.20	2.40	2.80	3.00												
4-GA Empire						3.40	3.60	–	4.40								
1-G standard		5.50	6.00	6.60	7.20	8.20	8.80	9.40	10.20								
1-G-E Empire		5.50	6.00	6.60	7.20	8.20	8.80	9.40	10.20								
4-G standard				7.80	8.60	9.00	9.60	17.80	18.20	–	19.60	–	20.80	–	22.00	–	38.20

description	number of sections															
	20	21	22	23	24	25	26	27	28	29	30	31	32	33	37	41
	list prices per set (includes nuts and washers)															
G-2																
G-40																
G-10	38.80	39.40	40.00	40.60	41.20	41.80	42.60	43.00	43.60	44.40	45.00	45.60	46.00	46.80		
G-4																
G-6 & G-60	–	39.40	40.00	–	–	41.80	–	–	43.60	–	–	45.60	–	46.80	48.80	50.80
1-GA standard																
1-GA-E Empire																
2-GA standard																
2-GA-E Empire																
4-GA Empire																
1-G standard																
1-G-E Empire																
4-G standard	–	39.40	40.00	–	–	41.80	–	–	43.60	–	–	45.60	–	46.80	48.80	50.80

See New Sheet

02864

Boiler Assembly Rods

for all coal (hand fired), oil and stoker boilers

description	number of sections																		
	3	4	5	6	7	8	9	10	11	12	13	14	15	16	17	18	19	20	21
	list prices per set (includes nuts and washers)																		
AP(T), DP(T)		2.80	3.40	4.00															
A-3, FR-A-3 and PFA-3	3.40	4.20	4.80	5.40	5.80														
A-5, FR-A-5 and PFA-5		8.20	9.00	9.80	11.00	11.80	12.60	13.80	14.20	15.20	16.00	16.80	17.60	18.40	19.40	20.20	21.00	21.80	22.60
A-7 & FR-A-7			17.00	18.80	20.80	22.40	24.40	26.40	28.00	29.60	30.80	33.60							
Arcoleader	3.40	4.20	5.00	5.40	5.80														
Arcoliner (all)	5.00	5.40	5.60	5.80															
VP(T)	2.60	2.80	3.40																
V-3, V-3M	3.40	4.20	4.80	5.40															
Exbrook					11.80	12.40	12.80	13.80	14.00	14.80	15.60								
Redflash No. 2			8.40	9.20	10.40	11.20	12.00	12.80	14.00	14.80	15.60								
Redflash No. 3				11.80	12.60	13.40	14.60	15.40	16.20	17.00	18.20	19.00							
Redflash No. 4					14.00	15.40	16.60	18.00	19.00	20.40	21.60	22.60							
Redflash No. 5						16.20	19.00	20.40	21.60	22.60	24.00	25.40	26.60	27.80	28.80				
No. 29			12.40	13.20	14.00	15.20	16.00	16.80	18.00	18.80	19.60	20.80							
No. 36				13.20	14.00	15.20	16.00	16.80	18.00	18.80									
No. 92					13.20	14.00	15.40	16.20	19.00	18.40	19.60	20.80							

Oakmont	No. 84	No. 85	No. 86	No. 87	No. 88	No. 89
	9.00	9.80	10.80	11.40	12.40	12.80
Severn	No. 17	No. 21	No. 25	No. 29	No. 33	No. 37
	7.80	8.60	9.60	10.40	11.40	12.40

for all gas boilers

description	number of sections																
	3	4	5	6	7	8	9	10	11	12	13	14	15	16	17	18	19
	list prices per set (includes nuts and washers)																
G-2	2.80	3.00	3.40	3.60	4.20	4.80	4.80	5.00	5.40								
G-40	7.00	7.80	9.20	10.00	11.40	12.40	13.20	14.20									
G-10			11.00	12.00	12.60	13.40	13.20	25.00	25.40	26.40	27.40	28.40	29.20	30.00	30.80	31.60	53.40
G-4	7.00	7.80	8.40	9.20	10.00	11.40	12.40	13.20	14.20		27.40		29.20		30.80		53.40
G-6 & G-60				11.00	12.00	12.60	13.40	25.00	25.40								
1-G standard		7.80	8.40	9.20	10.00	11.40	12.40	13.20	14.20								
GWM, GWP, GW			8.40	9.20	10.00	11.40	12.40	13.20									
4-G standard				11.00	12.00	12.60	13.40	25.00	25.40		27.40		29.20		30.80		53.40

description	number of sections															
	20	21	22	23	24	25	26	27	28	29	30	31	32	33	37	41
	list prices per set (includes nuts and washers)															
G-10	54.40	55.20	56.00	56.80	57.60	58.60	59.60	60.20	61.00	62.20	63.00	63.80	64.40	65.60		
G-6 & G-60		55.20	56.00			58.60			61.00			63.80		65.60	68.40	71.20
4-G standard		55.20	56.00			58.60			61.00			63.80		65.60	68.40	71.20

Issued October 1, 1973

Miscellaneous Gas and Oil Boiler Repair Parts

flue brushes

boiler	BRUSH No	part no.	list price
29 & 36 WATER TUBE	#2	5516	
GPM, GW, gas boilers		31108	$3.00
G-2, G-40, G-10, gas boilers		5521	3.40
FRA-5, A-5, oil boilers	#1	5519	2.60 (A-3, ARCOLEADED, EXBROCK, OAKMONT, ARCOLINER)
APR, APH, DP(T), VP(T), oil boilers		5521	3.40
PFA-3, PFA-5, V-3, oil boilers, GPM(X)		31108	3.00
AP, #4 & 5 REDFLASH	3	5517	
SEVERN	5	5518	

assembly nipple paint

	part no.	list price
½ pint can	31053	$1.00

high temperature cement

	boiler	part no.	list price
7 lb can	G-10	7302	$4.80

boiler putty

	part no.	list price
(1#) ½ pint can	7298	$1.20
(2#) 1 pint can	7299	2.20
(4#) 1 quart can	7301	3.00

~~rod oxide~~

	part no.	list price
~~½ pint can~~	~~6948~~	~~$1.20~~
~~1 pint can~~	~~6949~~	~~1.60~~
NIPPLE PAINT 31053 (1/2 PT CANS)		

NOTE: ½ pint putty is equal to one pound

boiler assembly accessories

item	part no.	list price
assembly block, 2-D-43	3011	$3.40
assembly block, 3-A-67	3013	2.60
assembly block, 5"	1382	2.60
~~assembly block, 8"~~	~~1383~~	~~3.40~~
assembly block, 10"	3050	4.00
assembly clamp, 9374	3005	3.60
assembly clamp, 9375	3006	2.80
assembly clamp jaw, 9587	3007	.60
assembly washer, 48-248	1325	.80
assembly washer, A-5	556	.80

item	part no.	list price
safety nut, ½"	3085	$ .60
safety nut, ⅝"	3086	.60
safety nut, ¾"	3087	.60
safety nut, ⅞"	3088	.60
steel nipple setting		
gauge, 3"	21187	.60
gauge, 4"	56862	.60
gauge, 5"	21187	.60
gauge, 6"	60206	.60
gauge, 7"	60207	.60
gauge, 8½"	94549	.60

OUTSIDE C-6912 1 IN TPK

COMPRESSION WASHERS - 3/4 - 56864
" " - 7/8 - 56865
- 1/2" - 58095

Revised Page 188
Replaces Page 187

See New Sheet

flue brushes

boiler	brush no.	part no.	list price
29, & 36" water tube	2	5516	4.00
A-7, No. 4 & 5 Redflash	3	5517	2.20
Severn	5	5518	2.00
A-3, A-5, Arcoleader, Exbrook, Arcoliner & Oakmont	11	5519	1.80
APR, APH & all gas boilers	4G-3603	5521	2.40

boiler putty

	part no.	list price
½ pint can	7298	$ .80
1 pint can	7299	1.60
1 quart can	7301	2.20

red oxide

	part no.	list price
½ pint can	6948	$ .80
1 pint can	6949	1.20

NOTE. ½ pt. putty is equal to one pound.

boiler assembly accessories

item	part no.	list price
assembly block, 2-D-43	3011	$2.40
assembly block, 3-A-67	3013	1.80
assembly block, 5"	1382	1.80
assembly block, 8"	1383	2.40
assembly block, 10"	3050	2.80
assembly clamp, 9374	3005	2.60
assembly clamp, 9375	3006	2.00
assembly clamp jaw, 9587	3007	.40
assembly washer, 48-248	1325	.60
assembly washer, A-5	556	.60

item	part no.	list price
safety nut, ½"	3085	$ .40
safety nut, ⅜"	3086	.40
safety nut, ¾"	3087	.40
safety nut, ⅞"	3088	.40
steel nipple setting gauge, 3"	21187	.40
4"	56862	.40
5"	21187	.40
6"	60206	.40
7"	60207	.40
8½"	94549	.40

JACKETS

jacket parts all boilers

boiler	page
Gas Boilers	190 thru 199
Oil Boilers	200 thru 204

02869

American Standard
Gas boilers

GPM (X)
GPH
G-2 Flush Jacket
G-2 Deluxe Jacket

GPM (X)
gas boiler
all models
series 1B-J1

description	GPM(X)-3	GPM(X)-4	GPM(X)-5	GPM(X)-6	GPM(X)-7	GPM(X)-8
"U" panel assembly	29097	29098	29099	29100		
side panel, right					29105	29105
side panel, left					29107	29107
rear panel					29109	29111
tie bar	29130	29131	29132	29133	29134	29135
upper front panel	29136	29137	29138	29139	29140	29141
top panel	29113	29114	29115	29116	29117	29118
liner	29148	29149	29150	29151	29152	29153
lower front panel	29154	29155	29156	29157	29158	29159

GPH-60 & 80
series
1B-J1 & 2B-J2

description	GPH-60	GPH-80	GPH-60	GPH-80
	(series 1B-J1)		(series 2B-J2)	
top panel	24095		27274	
front panel	24098	24100	24098	24100
"U" panel (sides and back)	24185	24186	27284	27286

GPH-100, 135 & 170
series
1B, 2B-J1 and 3B, 4B-J2

description	GPH-100	GPH-135	GPH-170	GPH-100	GPH-135	GPH-170
	(series 1B, 2B-J1)			(series 3B, 4B-J2)		
top panel	23663			27272		
front panel	23666	23667	23668	23666	23667	23668
left side panel	23669	23670	23671	27334	27335	27336
right side panel	23672	23673	23674	23672	23673	23674
back panel	23675	23676	23677	23675	23676	23677

G-2
gas boiler
flush jacket
all models
series 7B-J6

description	G-23	G-24	G-25	G-26	G-27	G-28	G-29	G-210	G-211
side panel, right	27002								
side panel, left	27004								
back panel	27020	27021	27022	27023	27024	27025	27026	27027	27028
front panel	28344	28345	28346	28347	28348	28349	28350	28351	28352
top panel	26984	26985	26986	26987	26988	26989	26990	26991	26992
top panel space angle	19127								
screw bag ass'y. (3 thru 7 sect.)	19172								
screw bag ass'y. (8 thru 11 sect.)	19173								
radiation shield	19159	19161	19162	19163	19164	19165	19166	19167	19168
bottom pan	13263	13265	13267	13269	13271	13273	13275	13277	13279

G-2
gas boiler
deluxe jacket
all models
series 6B & 6BN-J5

description	G-23	G-24	G-25	G-26	G-27	G-28	G-29	G-210	G-211
side panel, right	13333								
side panel, left	13331								
back panel	13245	13247	13249	13251	13253	13255	13257	13259	13261
upper front panel	21255	13203	13205	13207	13209	13211	13213	13215	13217
front drafthood panel (baffle)	–	13341	13343	13345	13347	13349	13481	13483	13485
lower front panel (removable)	21263	13488	13490	13492	13494	13496	13498	13500	13502
top panel	21252	13637	13639	13641	13643	13645	13647	13649	13651
front liner assembly (3 sect. only)	21264								
water heater cover pieces, 4 thru 11 sect.: top piece	–	13161							
L.H. piece	–	23398							
R.H. piece	–	23396							
bottom piece	–	13162							
screw bag ass'y.	21266	19169	19169	19169	19169	19170	19170	19171	19171
bottom pan	13263	13265	13267	13269	13271	13273	13275	13277	13279

IMPORTANT NOTE. Order must specify boiler size, series and part no.

GWP and GW gas boilers series 1B – J1

description	GWP-5	GWP-6	GWP-7	GW-8	GW-9	GW-10
side panel, right	29419					
side panel, left	29421					
rear panel	29423	29424	29425	29426	29427	29428
upper front panel	29297	29298	29299	29300	29301	29302
lower front panel (removable)	30812	30813	30814	30815	30816	30817
tie bar	29371	29372	29373	29374	29375	29376
liner assembly	29404	29405	29406	29407	29408	29409
top panel	29339	29340	29341	30142	30143	30144
screw bag w/support brackets	31881					
jacket support bracket	30388					

32267 32268 32269

GWM gas boiler series 1B – J1

description	GWM-5	GWM-6	GWM-7
side panel, right	29419		
side panel, left	30411		
rear panel, upper	30950	30952	30985
rear panel, lower	30951	30984	30986
upper front panel	29297	29298	29299
lower front panel (removable)	31935	31936	31937
tie bar	29371	29372	29373
liner assembly	29404	29405	29406
top panel	29339	29340	29341
screw bag w/ support brackets	31881		
jacket support bracket	30388		

32267 32268 32269

G-40 gas boiler series 4B – J3

description	G-403	G-404	G-405	G-406	G-407	G-408
side panel, right	31744					
side panel, left	31745					
rear panel assembly	31746	31747	31748	31749	31750	31751
upper front panel assembly	20958	20959	20960	20961	20962	20963
front vestibule baffle	27236	27237	27238	27239	27240	27241
lower front panel (removable)	27868	27869	27870	27871	27872	27873
top panel, rear assembly	31767	31768	31769	31770	31771	31772
top panel, front	31619	31620	31621	31622	31623	31624
front liner assembly	28017	28018	28019	28020	28021	28022
screw bag assembly	32084	32084	32084	32087	32086	32089

description	G-409	G-4010	G-4011	G-4012	G-4013	G-4014
side panel, right	31744					
side panel, left	31745					
rear panel assembly	31752	31753	31754	31755	31756	31757
upper front panel assembly	20964	30965	31633	31634	31635	31636
front vestibule baffle	27242	27243	30720	30721	30722	30723
lower front panel (removable)	27874	27875	31637	31638	31639	31640
top panel, rear assembly	31773	31774	31775	31776	31777	31778
top panel, front	31625	31626	31627	31628	31629	31630
front liner assembly	28023	28024	31726	31727	31728	31729
screw bag assembly	32090	32090	32092	32092	32094	32094

IMPORTANT NOTE: Order part by qty, boiler size, series and part number.

Issued August 1, 1971

American Standard Gas boilers | **G-2 Deluxe Jacket G-40**

G-2 gas boiler deluxe jacket

all models series 7B-J6

description	G-23	G-24	G-25	G-26	G-27	G-28	G-29	G-210	G-211
side panel, right	28290								
side panel, left	28288								
back panel	27020	27021	27022	27023	27024	27025	27026	27027	27028
upper front panel	28292	28293	28294	28295	28296	28297	28298	28299	28300
front draftfood panel (baffle)	–	28328	28329	28330	28331	28332	28333	28334	28335
lower front panel (removable)	28279	28280	28281	28282	28283	28284	28285	28286	28287
top panel	28261	28262	28263	28264	28265	28266	28267	28268	28269
front liner assembly (3 sect. only)	26957								
screw bag ass'y	21266	19169	19169	19169	19169	19170	19170	19171	19171
radiation shield	19159	19161	19162	19163	19164	19165	19166	19167	19168
bottom pan	13263	13265	13267	13269	13271	13273	13275	13277	13279

G-40

American-Standard

gas boiler

series 1B, 1BN & 2B-J1

description	G-403	C-404	G-405	G-406	G-407	G-408	G-409	G-4010
side panel, right	21162							
side panel, left	21165							
back panel ass'y.	21090	21091	21092	21093	21094	21095	21096	21097
upper front panel ass'y.	20958	20959	20960	20961	20962	20963	20964	20965
front vestibule baffle	21167	21168	21169	21170	21171	21172	21173	21174
down draft baffle (7 & 8 sect. only)	–	–	–	–	21089	21089	–	–
lower front panel (removable)	21048	21049	21050	21051	21052	21053	21054	21055
bottom cross tie piece	21016	21017	21018	21019	21020	21021	21022	21023
top panel ass'y.	26386	26387	26388	26389	26390	26391	26392	26393
front liner ass'y.	21057	21058	21059	21060	21061	21062	21063	21064
screw bag ass'y.	21241	21242	21243	21244	21245	21246	21247	21248
jacket ext.:								
front fanel	21933							
rear panel	21934							
top panel	21935							
side panel ass'y.	21941							
cross tie piece	21936							
locking strip	21938							
screw bag ass'y.	21939							

G-40

gas boiler

series 3B-J2

description	G-403	G-404	G-405	G-406	G-407	G-408	G-409	G-4010
side panel, right	27848							
side panel, left	27850							
back panel ass'y	27852	27853	27854	27855	27856	27857	27858	27859
upper front panel ass'y	20958	20959	20960	20961	20962	20963	20964	20965
front vestibule baffle	27236	27237	27238	27239	27240	27241	27242	27243
down draft baffle (7 & 8 sect. only)	–	–	–	–	27999	27999	–	–
lower front panel (removable)	27868	27869	27870	27871	27872	27873	27874	27875
top panel ass'y	27176	27177	27178	27179	27180	27181	27182	27183
front liner ass'y	28017	28018	28019	28020	28021	28022	28023	28024
screw bag ass y	28074	28075	28076	28077	28078	28079	28080	28081

11-1-73

IMPORTANT NOTE Order must specify boiler size, series and part number.

G-105 to G-109

gas boiler

series

1B-J1

description	code	G-105	G-106	G-107	G-108	G-109
end panel, front, R.	1	27402	-			
end panel, front, L.	1	27400				
end panel, back, R. upper	2	27410				
end panel, back L. upper	2	27408				
end panel, back, R. lower	3	27406				
end panel, back, L. lower	3	27404				
upper front panel	4	28566	28567	28568	28569	28570
front access panel	5	27454	27455	27456	27457	27458
bottom grill assembly	6	27393	27394	27395	27396	27397
back panel	7	27412	27413	27414	27415	27416
top panel, front		27422	27423	27424	27425	27426
top panel, back, rear flue outlet		27427	27428	27429	27430	27431
top panel, back, top flue outlet		27437	27438	27439	27440	27441
top panel support angle		28652				
inner shield assembly		27616	27617	27618	27619	27620
screw ass'y		28121				

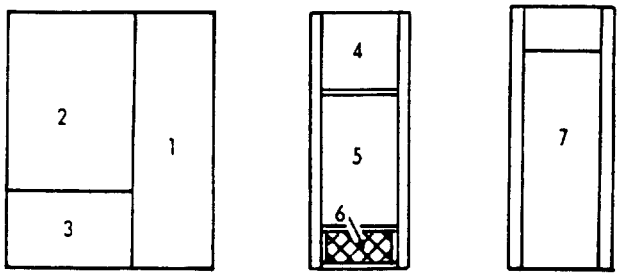

IMPORTANT NOTE Order must specify boiler size, series and part number.

G -1010 to G -1017

gas boiler

series

1B -J1

description	code	G-1010	G-1011	G-1012	G-1013	G-1014	G-1015	G-1016	G-1017
end panel, front, R.	1	27402							
end panel, front, L.	1	27400							
end panel, back, R. upper	2	27410							
end panel, back, L. upper	2	27408							
end panel, back, R. lower	3	27406							
end panel, back, L. lower	3	27404							
upper front panel, L.H.	4	28566	28567	28567	28568	28568	28569	28569	28570
upper front panel, R.H.	7	27607	27607	27608	27608	27609	27609	27610	27610
front access panel, L.H.	5	27454	27455	27455	27456	27456	27457	27457	27458
front access panel, R.H.	8	27455	27455	27456	27456	27457	27457	27458	27458
bottom grill assembly, L.H.	6	27393	27394	27394	27395	27395	27396	27396	27397
bottom grill assembly, R. H.	9	27394	27394	27395	27395	27396	27396	27397	27397
back panel	11	27412	27413	27413	27414	27414	27415	27415	27416
back panel	10	27413	27413	27414	27414	27415	27415	27416	27416
top panel, front, R.		27423	27423	27424	27424	27425	27425	27426	27426
top panel, front, L.		27422	27423	27423	27424	27424	27425	27425	27426
top panel back:									
for rear flue outlet, R.H.		27428	27428	27429	27429	27430	27430	27431	27431
for rear flue outlet, L.H.		27427	27428	27428	27429	27429	27430	27430	27431
for top flue outlet, R.H.		27438	27438	27439	27439	27440	27440	27441	27441
for top flue outlet, L.H.		27437	27438	27438	27439	27442	27440	27440	27441
top panel support angle		28652							
intermediate front panel	12	27539							
intermediate top panel		27540							
intermediate back panel	13	27541							
intermediate support brackets.									
front panel		27542							
back panel – upper		27543							
back panel – lower		27544							
inner shield assembly, R.H.		27617	27617	27618	27618	27619	27619	27620	27620
inner shield assembly, L.H.		27616	27617	27617	27618	27618	27619	27619	27620
screw bag assembly		28121							
screw bag assembly (intermediate)		28126							

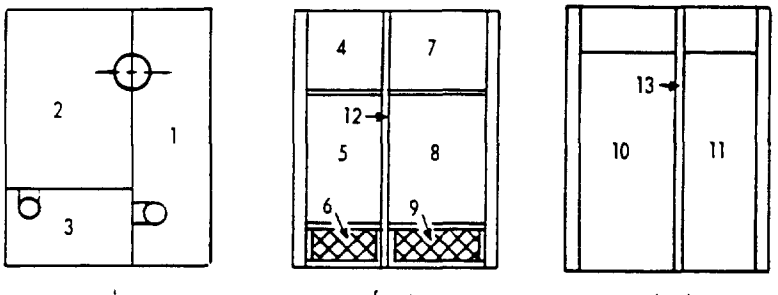

end front back

IMPORTANT NOTE Order must specify boiler size, series and part number.

G-1018 to G-1025

gas boiler

series

1B-J1

description	code	G-1018	G-1019	G-1020	G-1021	G-1022	G-1023	G-1024	G-1025
end panel, front, R.	1	27402							
end panel, front, L.	1	27400							
end panel, back, R. upper	2	27410							
end panel, back, L. upper	2	27408							
end panel, back, R. lower	3	27406							
end panel, back L. lower	3	27404							
upper front panel, L.H.	4	28567	28568	28568	28568	28569	28569	28569	28570
upper front panel, center	7	27608	27608	27608	27609	27609	27609	27610	27610
upper front panel, R.H.	10	27608	27608	27609	27609	27609	27610	27610	27610
front access panel, L.H.	5	27455	27456	27456	27456	27457	27457	27457	27458
front access panel, center	8	27456	27456	27456	27457	27457	27457	27458	27458
front access panel, R.H.	11	27456	27456	27457	27457	27457	27458	27458	27458
bottom grill assembly, L.H.	6	27394	27395	27395	27395	27396	27396	27396	27397
bottom grill assembly, center	9	27395	27395	27395	27396	27396	27396	27397	27397
bottom grill assembly, R.H.	12	27395	27395	27396	27396	27396	27397	27397	27397
back panel	15	27413	27414	27414	27414	27415	27415	27415	27416
back panel	14	27414	27414	27414	27415	27415	27415	27416	27416
back panel	13	27414	27414	27415	27415	27415	27416	27416	27416
top panel, front, center		27424	27424	27424	27425	27425	27425	27426	27426
top panel, front, L.		27423	27424	27424	27424	27425	27425	27425	27426
top panel, front, R.		27424	27424	27425	27425	27425	27426	27426	27426
top panels, back.									
for rear flue outlet, center		27429	27429	27429	27430	27430	27430	27431	27431
for rear flue outlet, L.		27428	27429	27429	27429	27430	27430	27430	27431
for rear flue outlet, R.		27429	27429	27430	27430	27430	27431	27431	27431
for top flue outlet, center		27439	27439	27442	27440	27440	27440	27441	27441
for top flue outlet, L.		27438	27439	27442	27442	27440	27440	27440	27441
for top flue outlet, R.		27439	27439	27440	27440	27440	27441	27441	27441
top panel support angle		28652							
intermediate front panel	16	27539							
intermediate top panel		27540							
intermediate rear panel	17	27541							
intermediate support brackets									
front panel		27542							
back panel upper		27543							
back panel lower		27544							
inner shield assembly center		27618	27618	27618	27619	27619	27619	27620	27620
inner shield assembly, L.H.		27617	27618	27618	27618	27619	27619	27619	27620
inner shield assembly, R.H		27618	27618	27619	27619	27619	27620	27620	27620
screw bag assembly		28121							
screw bag assembly intermediate		28126							

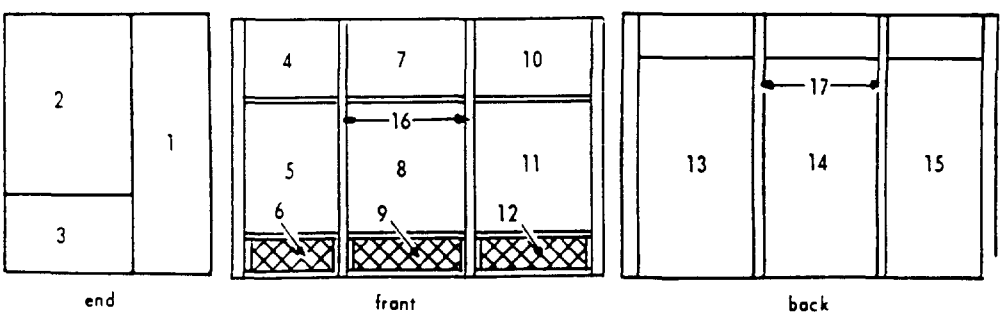

IMPORTANT NOTE Order must specify boiler size, series and part number.

G-1026 to G-1033

gas boiler

series

1B-J1

description	code	G-1026	G-1027	G-1028	G-1029	G-1030	G-1031	G-1032	G-1033
end panel, front R.	1	27402							
end panel, front L.	1	27400							
end panel, back R. upper	2	27410							
end panel, back L. upper	2	27408							
end panel, back R. lower	3	27406							
end panel, back, L. lower	3	27404							
upper front panel, L.H.	4	28568	28568	28568	28569	28569	28569	28569	28570
upper front panel, L. center	7	27608	27608	27609	27609	27609	27609	27610	27610
upper front panel, R. center	10	27608	27609	27609	27609	27609	27610	27610	27610
upper front panel, R.H.	13	27609	27609	27609	27609	27610	27610	27610	27610
front access panel, L.H.	5	27456	27456	27456	27457	27457	27457	27457	27458
front access panel, L. center	8	27456	27456	27457	27457	27457	27457	27458	27458
front access panel, R. center	11	27456	27457	27457	27457	27457	27458	27458	27458
front access panel, R.H.	14	27457	27457	27457	27457	27458	27458	27458	27458
bottom grill assembly, L.H.	6	27395	27395	27395	27396	27396	27396	27396	27397
bottom grill assembly, L. center	9	27395	27395	27396	27396	27396	27396	27397	27397
bottom grill assembly, R. center	12	27395	27396	27396	27396	27396	27397	27397	27397
bottom grill assembly, R.H.	15	27396	27396	27396	27396	27397	27397	27397	27397
back panel	19	27414	27414	27414	27415	27415	27415	27415	27416
back panel	18	27414	27414	27415	27415	27415	27415	27416	27416
back panel	17	27414	27415	27415	27415	27415	27416	27416	27416
back panel	16	27415	27415	27415	27415	27416	27416	27416	27416
top panel, front, L.H.		27424	27424	27424	27425	27425	27425	27425	27426
top panel front, L. center		27424	27424	27425	27425	27425	27425	27426	27426
top panel front, R. center		27424	27425	27425	27425	27425	27426	27426	27426
top panel front, R.H.		27425	27425	27425	27425	27426	27426	27426	27426
top panels, back:									
for rear flue outlet, L. center		27429	27429	27430	27430	27430	27430	27431	27431
for rear flue outlet, R. center		27429	27430	27430	27430	27430	27431	27431	27431
for rear flue outlet, L.		27429	27429	27429	27430	27430	27430	27430	27431
for rear flue outlet, R.		27430	27430	27430	27430	27431	27431	27431	27431
for top flue outlet, L. center		27442	27442	27440	27440	27440	27440	27441	27441
for top flue outlet, R. center		27442	27440	27440	27440	27440	27441	27441	27441
for top flue outlet, L.		27442	27442	27442	27440	27440	27440	27440	27441
for top flue outlet, R.		27440	27440	27440	27440	27441	27441	27441	27441
top panel support angle		28652							
intermediate front panel	20	27539							
intermediate top panel		27540							
intermediate rear panel	21	27541							
intermediate support brackets:									
front panel		27542							
back panel upper		27543							
back panel lower		27544							
inner shield assembly, L.		27618	27618	27618	27619	27619	27619	27619	27620
inner shield assembly, L. center		27618	27618	27619	27619	27619	27619	27620	27620
inner shield assembly, R. center		27618	27619	27619	27619	27619	27620	27620	27620
inner shield assembly, R.		27619	27619	27619	27619	27620	27620	27620	27620
screw bag assembly (jkt.)		28121							
screw bag assembly (interm. jkt.)		28126							

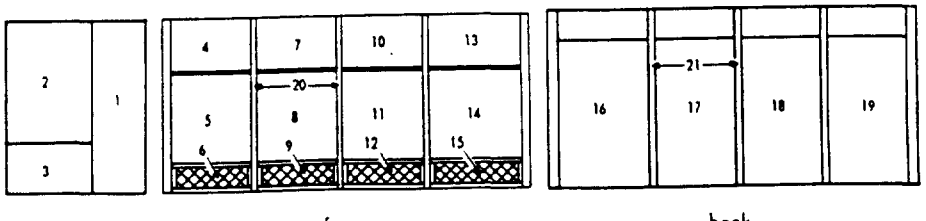

end front back

IMPORTANT NOTE. Order must specify boiler size, series and part number.

G-606 to G-6011

American-Standard

gas boiler

series

1B, 1BN, 2B-J3

description	code	G-606	G-607	G-608	G-609	G-6010	G-6011
end panel, front, R.	2	99983					
end panel, front, L.	2	99982					
end panel, back, R.	1	97910					
end panel, back, L.	1	97908					
back filler piece	8	95987					
back panel assembly	7	95988	95990	95992	95994	95996	95998
top panel		96000	96002	96004	96006	96008	96010
upper front panel Mark of Merit	3	99879	99881	99883	99885	99887	99889
front cleanout panel (less handles)	4	99892	99894	99896	99898	99900	99902
front access door (less handles)	5	96037	96039	96041	96043	96045	96047
bottom cross tie piece	6	96048	96050	96052	96054	96056	96058
front center tie piece	9	99903	99905	99907	99909	99911	99913
*front liner bottom assembly		20828	20829	20830	20831	20832	20833
*front liner top assembly		20850	20851	20852	20853	20854	20855
*front liner cleanout door		20862	20863	20864	20865	20866	20867
door handles (as req'd.)		96217					
screw bag ass'y. (front liner)		96108					
screw bas ass'y. w/handles		96107					
screw bag ass'y. w/handles		–	–	–	17522	17522	17522

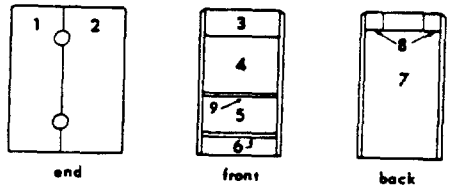

Important Note: Order must specify boiler size and series in addition to part number.

G-6013 to G-6021

American-Standard

gas boiler

series

1B, 1BN, 2B-J3

description	code	G-6013	G-6015	G-6017	G-6019	G-6021
end panel, front, R.	2	99983				
end panel, front, L.	2	99982				
end panel, back, R.	1	97910				
end panel, back, L.	1	97908				
back filler piece	9	95987				
back panel assembly	10	95988	95990	95992	95994	95996
top panel (2 req'd.)		96000	96002	96004	96006	96008
upper front panel	8	99920	99921	99922	99923	99924
upper front panel w/Mark of Merit	3	99879	99881	99883	99885	99887
front cleanout panel (less handle)	4	99892	99894	99896	99898	99900
front access door (less handle)	5	96037	96039	96041	96043	96045
bottom cross tie piece	6	96048	96050	96052	96054	96056
front center tie piece	12	99903	99905	99907	99909	99911
intermediate front panel	7	11770				
intermediate front liner spacer (upper)		23196				
intermediate front liner spacer (lower)		23198				
intermediate back panel	11	96098				
intermediate back liner spacer (upper & lower)		23194				
intermediate top panel		96104				
*front liner bottom assembly		20829	20830	20831	20832	20833
*front liner top assembly		20851	20852	20853	20854	20855
*front liner cleanout door		20863	20864	20865	20866	20867
door handles (as req'd.)		96217				
screw bag ass'y. (front liner)		96108				
screw bag ass'y. w/handle		96109				
screw bag ass'y. w/handles		96107				
screw bag ass'y. w/handles (2 req'd.)		–	–	–	17522	17522

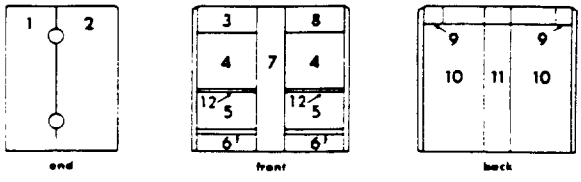

IMPORTANT NOTE Order must specify boiler size, series and part number.

02878

G-6022 to G-6031

American-Standard

gas boiler

series

1B, 1BN, 2B-J3

description	code	G-6022	G-6025	G-6028	G-6031
end panel, front, R.	2	99983			
end panel, front, L.	2	99982			
end panel, back, R.	1	97910			
end panel, back, L.	1	97908			
back filler piece	12	95987			
back panel assembly, R. or L.	13	95990	95992	95994	95996
back panel assembly, center	14	95988	95990	95992	95994
top panel, R. or L.		96002	96004	96006	96008
top panel, center		96000	96002	96004	96006
upper front panel, R. or L.	3	99921	99922	99923	99924
upper front panel w/Mark of Merit, center	8	99879	99881	99883	99885
front cleanout panel, R. or L. (less handle)	4	99894	99896	99898	99900
front cleanout panel, center (less handle)	9	99892	99894	99896	99898
front access door, R. or L. (less handle)	5	96039	96041	96043	96045
front access door, center (less handle)	10	96037	96039	96041	96043
bottom cross tie piece, R. or L.	6	96050	96052	96054	96056
bottom cross tie piece, center	11	96048	96050	96052	96054
front center tie piece, R. or L.	16	99905	99907	99909	99911
front center tie piece, center	17	99903	99905	99907	99909
intermediate front panel	7	11770			
intermediate front liner spacer (upper)		23196			
intermediate front liner spacer (lower)		23198			
intermediate back panel	15	96098			
intermediate back liner spacer (upper & lower)		23194			
intermediate top panel		96104			
*front liner bottom assembly		20830	20831	20832	20833
*front liner top assembly		20852	20853	20854	20855
*front liner cleanout door		20864	20865	20866	20867
door handles (as req'd.)		96217			
screw bag ass'y. (front liner)		96108			
screw bag ass'y. w/handle		96109			
screw bag ass'y. w/handles		96107			
screw bag ass'y. w/handles		–	–	17522	17522 (2)

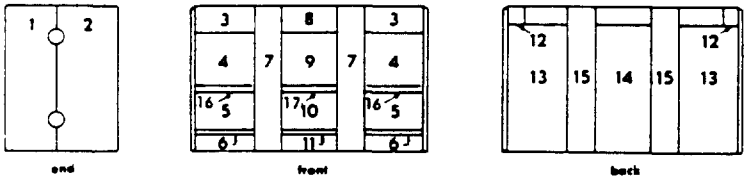

IMPORTANT NOTE. Order must specify boiler size, series and part no.

G-6033 to G-6041

American-Standard

gas boiler

series

1B, 1BN, 2B-J3

description	code	G-6033	G-6037	G-6041
end panel, front, R.	2	99983		
end panel, front, L.	2	99982		
end panel, back, R.	1	97910		
end panel, back, L.	1	97908		
back filler piece	13	95987		
back panel assembly, R. or L.	14	95992	95994	95996
back panel assembly, center	15	95990	95992	95994
top panel, R. or L.		96004	96006	96008
top panel, center		96002	96004	96006
upper front panel, R. or L.	3	99922	99923	99924
upper front panel, right center	12	99921	99922	99923
upper front panel w/Mark of Merit	8	99881	99883	99885
front cleanout panel, R. or L. (less handles)	4	99896	99898	99900
front cleanout panel, center (less handles)	9	99894	99896	99898
front access door, R. or L. (less handles)	5	96041	96043	96045
front access door, center (less handles)	10	96039	96041	96043
bottom cross tie piece, R. or L.	6	96052	96054	96056
bottom cross tie piece, center	11	96050	96052	96054
front center tie piece, R. or L.	17	99907	99909	99911
front center tie piece, center	18	99905	99907	99909
intermediate front panel	7	11770		
intermediate front liner spacer (upper)		23196		
intermediate front liner spacer (lower)		23198		
intermediate back panel	16	96098		
intermediate back liner spacer (upper & lower)		23194		
intermediate top panel		96104		
*front liner bottom assembly		20831	20832	20833
*front liner top assembly		20853	20854	20855
*front liner cleanout door		20865	20866	20867
door handles (as req'd.)		96217		
screw bag ass'y. (front liner)		96108		
screw bag ass'y. w/handle		96109		
screw bag ass'y. w/handles		96107		
screw bag ass'y. w/handles		–	17522	17522 (2)

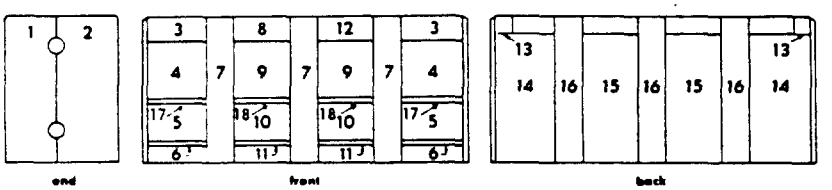

IMPORTANT NOTE. Order must specify boiler size, series and part number.

*Series J-2 parts (as indicated) will be discontinued 12-31-65 (part nos. shown are for J3. For J2 part nos. see G-6). All other parts are the same as series J3.

American Standard boilers	AP(T) A-3 PFA-3 FR-A-3

AP(T) oil boiler series 1B-J1

description	apt-95	apt-130	apt-165
top panel	23961	23962	23963
front panel	23951	23952	23953
rear panel	23939	23940	23941
left side panel	23957		
right side panel	23959		
top panel spacer	19127		

A-3, A-3M & FR-A-3 oil boiler series 1B & 2B-J1

description	number of sections 3	4	5	6	7
front panel (packaged unit only)	23529				
front panel (except packaged unit)	23527				
back panel	23589				
top panel (packaged unit only)	23510	23512	23514		
top panel (except packaged unit)	23500	23502	23504	23506	23508
side panel, right	23548	23550	23552	23554	23556
cleanout door, R.H.	23564	23566	23568	23570	23572
side panel, left	23533	23535	23537	23539	23541
screw bag ass'y.	23656	23656	23657	23657	23657
jacket extension:					
side panel, R.	23597				
side panel, L.	23596				
top panel	23592				
circulator access door, R.H.	11011				
front panel	23594				
bottom tie piece	23598				
screw bag ass'y.	23658				

PFA-3 oil boiler all models series 1B-J1

description	PFA-34	PFA-35	PFA-36	PFA-37
front panel	29509	29509	29509	29509
top panel	29513	29514	29515	29516
rear panel	29507	29507	29507	29507
side panel left	29499	29500	29501	29502
side panel right	29479	29480	29481	29482
cleanout door assembly	29487	29488	29489	29490
screw bag assembly	29568	29569	29583	29584
jacket extension:				
side panel, right	29521	29521	29521	29521
side panel, left	29523	29523	29523	29523
top panel	29525	29525	29525	29525
bottom front tie assembly	29527	29527	29527	29527
front door assembly	29529	29529	29529	29529
screw bag assembly	29571	29571	29571	29571

IMPORTANT NOTE: Order must specify boiler size, series and part number.

DP(T) oil boiler series 1B-J1

description	DP(T) 95-105
top panel	32429
front panel	32387
rear panel	32435
left side panel	32441
right side panel	32443
top panel spacer	19127

VP(T) oil boiler series 1B-J1

description	VP(T) 115-130-140	VP(T) 170-190	VP(T) 230-250
front panel	31383	31383	31383
top panel	31325	31326	31327
rear panel	31382	31382	31382
right side panel	31358	31359	31360
left side panel	31231	31232	31233
jacket extension:			
top panel	31199		
side panel, R,	31365		
side panel, L,	31366		
front panel, lower	31367		
front panel, upper	29297		
tie bar	29371		
screw bag, assembly	32222		

V-3 and V-3M oil boilers series 1B-J1

description	3 section	4 section	5 section	6 section
front panel	32309	32309	32309	32309
top panel	32354	32351	32362	32363
rear panel	32346	32346	32346	32346
side panel, left	32333	29499	29500	29501
side panel, right	32345	32599	32600	32601
screw bag assembly	31635	31635	31635	31635
jacket extension:				
side panel, right	29521			
side panel, left	30748			
top panel	29525			
bottom tie bar	29527			
front door	29529			
screw bag assembly	29571			

Issued October 1, 1973

(revised) 199

AP(T) oil burner series 1B-J1 and 1B-J2

description	apt-95	apt-130 (series 1B-J1)	apt-165	apt-95	apt-130 (series 1B-J2)	apt-165
top panel	23961	23962	23963	32429	32430	32431
front panel	23951	23952	23953	32387	32388	32389
rear panel	23939	23940	23941	32435	32436	32437
left side panel	23957			32441		
right side panel	23959			32443		
top panel	19127			19127		

A-3, A-3M & FR-A-3 oil boiler series 1B & 2B-J1

description	number of sections 3	4	5	6	7
front panel (packaged unit only)	23529				
front panel (except packaged unit)	23527				
back panel	23589				
top panel (packaged unit only)	23510	23512	23514		
top panel (except packaged unit)	23500	23502	23504	23506	23508
side panel, right	23548	23550	23552	23554	23556
cleanout door, R.H.	23564	23566	23568	23570	23572
side panel, left	23533	23535	23537	23539	23541
screw bag ass'y.	23656	23656	23657	23657	23657
jacket extension:					
side panel, R.	23597				
side panel, L.	23596				
top panel	23592				
circulator access door, R.H.	11011				
front panel	23594				
bottom tie piece	23598				
screw bag ass'y.	23658				

PFA-3 oil boiler all models series 1B-J1

description	PFA-34	PFA-35	PFA-36	PFA-37
front panel	29509	29509	29509	29509
top panel	29513	29514	29515	29516
rear panel	29507	29507	29507	29507
side panel left	29499	29500	29501	29502
side panel right	29479	29480	29481	29482
cleanout door assembly	29487	29488	29489	29490
screw bag assembly	29568	29569	29583	29584
jacket extension:				
side panel, right	29521	29521	29521	29521
side panel, left	30748	30748	30748	30748
top panel	29525	29525	29525	29525
bottom front tie assembly	29527	29527	29527	29527
front door assembly	29529	29529	29529	29529
screw bag assembly	29571	29571	29571	29571

IMPORTANT NOTE Order must specify boiler size, series and part number.

Revised October 1 1973

A-5 & FR-A-5

oil boiler

series

2B-J2 & 3B-J2

description	number of sections 4	5	6	7	8	9	10	11
front panel, upper	16092							
front panel, lower	16323							
rear panel	16161							
top panel	16144	16146	16148	16150	16152	16154	16156	16158
side panel, L.	18468	18469	18470	18471	–	–	–	–
side front panel, L.	–	–	–	–	18476	18477	18478	18479
side rear panel, L.	–	–	–	–	18484	18485	18486	18487
side panel, R.	16104	16106	16108	16110	–	–	–	–
side front panel, R.	–	–	–	–	16128	16130	16132	16134
side rear panel, R.	–	–	–	–	16136	16138	16140	16142
cleanout door, L.	16504	16505	16506	16507	16508	16509	16510	16511
water-heater door, R.	16520	16521	16522	16523	16524	16525	16526	16527
screw bag ass'y	25785	25786	25787	25788	25789	25789	25789	25790
jacket extension:								
front door	16211							
top panel	16214							
side panel, L.	16216							
side panel, R.	16217							
bottom tie piece	16213							
screw bag ass'y	25791							

PF-A-504 thru 512

pressure fired

description	number of sections 4	5	6	7	8	9	10	11	12
upper front panel ass'y	28830								
lower front panel ass'y	28833								
L.H. side panel	28800	28801	28802	28803	28804	28800	28800	28800	28800
L.H. side rear panel						28820	28821	28822	28823
R.H. side panel	28790	28791	28792	28793	28794	28790	28790	28790	28790
R.H. side rear panel						28812	28813	28814	28815
rear panel ass'y.	28828								
L.H. side panel filler piece ass'y.	28810								
top panel ass'y.	28835	28836	28837	28838	28839	28840	28841	28842	28843
top integral panel ass'y.									28882
top panel filler piece ass'y.	28886								
screw bag ass'y.	29060	29060	29061	29061	29061	29062	29238	29238	29238
jacket extension:									
front door ass'y.	28895								
bottom front tie ass'y.	28894								
top panel ass'y.	28891								
L.H. side panel ass'y.	28889								
R.H. side panel ass'y.	28887								
screw bag ass'y.	29071								
canopy bracket	29016								
canopy &c/o-rad. shield screw bag ass'y.	29066	29066	29066	29066	29067	29067	29068	29068	29243

IMPORTANT NOTE. Order must specify boiler size, series and part number.

PF-A-513 thru 521

pressure fired

(continued)

description	number of section 13	14	15	16	17	18	19	20	21
upper front panel ass'y.									
lower front panel ass'y.									
L.H. side front panel	28804	28804	28804	28804	28800	28800	28802	28802	28802
L.H. side rear panel	28820	28821	28822	28823	28820	28821	28820	28821	28822
R.H. side front panel					28823	28823	28823	28823	28823
R.H. side rear panel	28794	28794	28794	28794	28790	28790	28792	28792	28792
	28794								
R.H. side integral panel ass'y.	28812	28813	28814	28815	28812	28813	28812	28813	28814
					28815	28815	28815	28815	28815
rear panel ass'y.	28828								
L.H. side panel filler piece ass'y.	28810								
top panel ass'y.	28844	28845	28846	28847	28848	28849	28850	28851	28852
top integral panel ass'y.	28882	28882	28882	28883	28883	28883	28883	28883	28883
top panel filler piece ass'y.	28886								
screw bag ass'y.	29238	29239	29239	29239	29239	29240	29240	29240	29240
jacket extension:									
front door ass'y.	28895								
bottom front tie ass'y.	28894								
top panel ass'y.	28891								
L.H. side panel ass'y.	28889								
R.H. side panel ass'y.	28887								
screw bag ass'y.	29071								
canopy bracket	29016								
canopy & c/o-rad. shield screw bag ass'y.	29244	29244	29245	29245	29246	29246	29247	29247	29248

A7 & FR-A7

all fuels boiler

series

2B-J2

description	number of sections 5	6	7	8	9	10	11	12
basic jacket parts:								
front panel, upper	99451							
front panel lower, R.	99455							
front panel lower, L.	99454							
side panel, front, R.	99458							
side panel, front, L.	99456							
side panel, rear, R.	99460							
side panel, rear, L.	99460							
back panel, R.	99464							
back panel, L.	99462							
top panel, front, R.	99468							
top panel, front, L.	99466							
top panel, rear, R.	99470							
top panel, rear, L.	99472							
screw bag ass'y.	99560							
intermediate jacket parts:								
top panel, R.		99504	99508	99512	99516	99520	99524	99528
top panel, L.		99502	99506	99510	99514	99518	99522	99526
side panel, R.		99476	99480	99484	99488	99492	99496	99500
side panel, L.		99474	99478	99482	99486	99490	99494	99498
screw bag ass'y.		99561						

IMPORTANT NOTE Order must specify boiler size, series and part number.

APR oil boiler

series

1B-J1

description	apr-72	apr-90
top panel	22502	
front panel	22506	22510
rear panel	22513	22517
bottom pan	22521	
filler piece	22501	

APH oil boiler

series

1B-J2, J3

description	aph-115	aph-150	aph-185	aph-115	aph-150	aph-185
	series 1B-J2			series 2B-J3		
top panel	23723			27276		
front panel	23832	23833	23834	23832	23833	23834
left side panel	23859	23860	23861	27288	27289	27290
right side panel	23850	23851	23852	23850	23851	23852
back panel	23841	23842	23843	23841	23842	23843
bottom pan	23763			23763		

Severn boiler

oil, stoker, coal

(hand fired)

series

1B-J2

description	no. 17	no. 21	no. 25	no. 29	no. 33	no. 37
front panel	75806					
back panel, R.	75816					
back panel, L.	75818					
back panel, tower center	75820					
side panel, R.	92194	92198	92202	92206	92210	92214
side panel, L.	92195	92199	92203	92207	92211	92215
top panel, R.	92196	92200	92204	92208	92212	92216
top panel, L.	92197	92201	92205	92209	92213	92217
cover plate – gauge glass	75845					
screw bag ass'y.	83118					

Exbrook boiler

oil, stoker

series

1B-J3

description	no. 207	no. 208	no. 209	no. 2010	no. 2011	no. 2012	no. 2013
front panel	92424						
back panel, R.	78090						
back panel, L.	77744						
side panel, R.	92384	92386	–	–	–	–	–
front side panel, R.	–	–	92388	92392	92396	92400	92404
rear side panel, R.	–	–	92389	92393	92397	92401	92405
side panel, L.	92385	92387	–	–	–	–	–
front side panel, L.	–	–	92390	92394	92398	92402	92406
rear side panel, L.	–	–	92391	92395	92399	92403	92407
top panel, R.	92427	92429	92431	92433	92435	92437	92439
top panel, L.	92428	92430	92432	92434	92436	92438	92440
blow off plate assembly	54464						
screw bag ass'y.	80370	80370	80371	80371	80371	80371	80371

IMPORTANT NOTE. Order must specify boiler size, series and part no.

no. 2 Redflash boiler

series

13B-J14

14B-J14 (11 section only)

description	number of sections 6	7	8	9	10	11	12
front panel	92424						
back panel, R.	78090						
back panel, L.	77744						
side panel, R.	92382	92384	92386	–	–	–	–
side panel, L.	92383	92385	92387	–	–	–	–
front side panel, R.	–	–	–	92388	92392	92396	92400
front side panel, L.	–	–	–	92390	92394	92398	92402
rear side panel, R.	–	–	–	92389	92393	92397	92401
rear side panel, L.	–	–	–	92391	92395	92399	92403
top panel, R.	92425	92427	92429	92431	92433	92435	92437
top panel, L.	92426	92428	92430	92432	92434	92436	92438
blow-off plate assembly	54464						
screw bag ass'y.	80370	80370	80370	80371	80371	80371	80371

no. 3 Redflash boiler

series

12B-J13

description	number of sections 6	7	8	9	10	11	12	13	14
front panel, R.	78206								
front panel, L.	81623								
back panel, R.	81464								
back panel, L.	81465								
top panel, R.	78210	78212	78214	78216	78218	78220	–	–	–
top panel, L.	78211	78213	78215	78217	78219	78221	–	–	–
top panel, front, R.	–	–	–	–	–	–	78222	78226	78228
top panel, front, L.	–	–	–	–	–	–	78224	78227	78230
top panel, rear, R.	–	–	–	–	–	–	78223	78223	78229
top panel, rear, L.	–	–	–	–	–	–	78225	78225	78231
side panel, R.	78232	78233	–	–	–	–	–	–	–
side panel, L.	78234	78235	–	–	–	–	–	–	–
side panel, front, R.	–	–	81492	81496	81500	81504	81504	81510	81492
side panel, front, L.	–	–	81494	81498	81502	81506	81506	81511	81494
side panel, rear, R.	–	–	81493	81497	81501	81505	81508	81508	81494
side panel, rear, L.	–	–	81495	81499	81503	81507	81509	81509	81512
side panel, center, R.	–	–	–	–	–	–	–	–	81513
side panel, center, L.	–	–	–	–	–	–	–	–	81514
blow-off plate	54464								
screw bag ass'y.	81318	81318	81319	81319	81319	81319	81320	81320	81321

IMPORTANT NOTE. Order must specify boiler size, series and part number.

PRICE LIST

ADDENDUM

Parts & List Prices

Part No.	List Price	Part No.	List Price	Part No.	List Price	Part No.	List Price	Part No.	List Price
116	22.20	510	46.80	2301	2.60	3084	3.20	6781	1.20
117	36.00	512	21.00	2303	24.80	3911	124.00	6829	5.80
118	39.00	513	31.80	2501	10.40	3912	100.00	6977	9.80
119	42.00	524	4.20	2502	10.40	3913	102.00	7076	14.60
120	45.00	525	4.80	2512	2.40	3915	142.00	7282	1.20
121	48.00	600	.80	2515	10.40	3938	342.00	7416	.20
156	2.60	601	1.40	2516	10.40	3948	535.00	7417	.20
164	3.20	705	.80	2517	10.40	3949	460.00	7613	.80
170	.80	712	.80	2519	1.00	3950	450.00	7614	.80
180	13.40	724	2.40	2663	2.00	3951	430.00	7617	.80
181	10.00	738	3.00	2670	11.80	3952	647.00	7618	.80
186	.80	740	.80	2675	1.00	3991	80.00	7727	1.40
187	1.00	771	.80	2676	33.00	4015	110.00	7823	.80
202	14.00	772	.80	2800	5.60	4016	85.00	7825	.60
203	6.00	773	.80	2804	11.80	4037	1.00	7830	1.20
205	34.00	774	.80	2805	11.80	4040	1.00	9058	2.00
209	5.60	776	.80	2806	11.80	4179	560.00	9113	5.00
210	11.60	777	30.40	2807	14.20	4181	560.00	9144	.60
211	8.00	800	5.60	2808	14.20	4530	217.00	9166	66.80
222	1.00	801	4.60	2809	14.20	4531	167.00	9167	70.40
251	9.00	802	14.00	2810	17.20	4533	516.00	9168	74.40
260	6.80	803	6.60	2811	17.20	4534	220.00	9169	78.60
267	3.80	863	.80	2812	17.20	4703	86.00	9186	70.40
273	40.00	864	1.80	2816	5.80	4704	64.00	9187	74.40
274	42.00	865	27.80	2818	6.60	5105	2.80	9188	78.60
275	44.00	875	3.00	2820	7.20	5106	3.40	11770	7.40
277	18.40	876	3.00	2863	5.80	5519	1.80	13171	.40
278	19.40	877	41.00	2864	5.80	5639	.40	13224	4.40
279	21.40	878	42.00	2865	17.20	5646	.40	13226	4.80
280	23.00	879	40.80	2867	11.80	5720	2.00	13228	5.40
282	.80	881	16.00	2869	14.20	5727	.60	13624	6.40
283	46.00	883	7.00	2912	3.40	5728	.40	13625	6.80
284	48.00	986	4.00	2913	4.20	5729	.60	13626	8.00
291	4.80	1000	3.80	2919	10.40	5733	.40	13627	12.00
295	10.20	1001	1.80	2920	10.40	5734	.40	14575	.40
296	18.40	1019	4.20	2921	8.20	5735	.40	14576	.40
297	13.80	1023	.80	2922	10.40	5736	.40	14577	.60
298	8.60	1154	70.00	2923	10.40	5737	.60	14711	33.40
299	8.80	1155	80.00	2926	4.00	5841	2.00	14712	30.80
310	46.60	1156	100.00	2927	4.60	5950	1.20	14713	33.60
335	1.60	1157	140.00	2928	5.20	5957	6.40	16218	18.20
336	1.60	1158	165.00	2929	5.80	5958	8.20	17522	3.80
338	2.20	1159	195.00	2930	6.40	5960	8.80	19127	1.80
386	1.80	1171	1.80	2931	7.00	5961	13.60	19159	.60
387	1.80	1173	26.00	2933	2.40	5962	18.20	19161	.60
392	17.80	1174	49.80	2935	1.00	6191	.40	19162	.80
393	1.20	1191	1.80	2952	39.00	6210	1.00	19163	.80
401	.80	1204	2.00	2953	40.00	6212	.40	19164	1.00
404	.80	1205	1.00	2954	41.00	6230	.40	19165	1.00
438	30.00	1218	54.80	2955	44.00	6232	.40	19166	1.20
439	24.20	1219	61.00	2956	45.60	6279	6.40	19167	1.40
440	35.00	1226	4.80	2957	50.00	6280	1.80	19168	1.40
441	35.00	1426	.80	2977	2.40	6364	4.20	19169	.60
442	25.00	1450	5.20	3014	.80	6368	2.80	19170	.80
443	25.00	1465	1.00	3015	.80	6450	2.00	19171	.80
453	.80	1471	3.40	3040	1.00	6454	3.80	20829	8.80
458	7.60	1582	3.60	3041	1.00	6456	1.40	20830	9.20
461	86.20	1615	.80	3048	10.80	6467	7.60	20831	9.60
464	29.80	1645	1.80	3073	1.60	6469	6.00	20832	10.00
472	43.20	1663	1.40	3075	1.60	6470	19.00	20833	10.40
473	10.40	1664	3.40	3076	1.80	6500	1.40	20851	9.80
475	7.60	1791	.80	3077	2.00	6502	2.40	20852	10.40
478	13.80	1928	.80	3079	2.40	6504	1.40	20853	11.00
479	10.80	1995	.80	3081	2.60	6533	5.80	20854	11.60
480	27.00	2300	2.40	3082	2.80	6629	6.80	20855	12.20

ADDENDUM

Parts & List Prices

Part No.	List Price	Part No.	List Price	Part No.	List Price	Part No.	List Price	Part No.	List Price
20863	8.20	23843	13.00	27454	7.60	81494	29.60	96043	11.80
20864	9.20	23850	12.60	27455	8.80	81504	50.80	96045	12.80
20865	10.20	23851	13.20	27456	10.80	81506	50.80	96048	4.80
20866	11.20	23852	13.80	27457	12.80	81508	66.40	96050	5.00
20867	12.20	24098	3.60	27458	14.00	81509	66.40	96052	5.20
20958	3.40	24100	3.80	27539	2.80	82752	.40	96054	5.40
20959	3.60	25789	1.60	27540	2.20	82980	.40	96056	5.60
20960	4.00	27020	3.00	27541	2.20	83303	.40	96098	8.60
20961	4.40	27021	4.20	27542	.80	87499	.40	96104	7.20
20962	4.80	27022	4.60	27543	.80	92384	38.00	96107	3.80
20963	5.40	27023	5.60	27544	.80	92385	38.00	96108	2.60
20964	5.80	27024	6.00	27607	4.80	92386	40.00	96109	4.00
20965	6.00	27025	6.80	27608	6.20	92387	40.00	96113	27.00
21088	4.00	27026	7.20	27609	7.00	92388	25.00	96114	30.00
21187	.40	27027	9.40	27610	7.60	92389	25.00	96115	33.00
21188	1.60	27028	10.00	27616	5.60	92390	25.00	96116	36.00
21189	2.00	27296	26.20	27617	6.60	92391	25.00	96117	39.00
21190	2.20	27297	33.20	27618	8.60	92392	28.00	96118	42.00
21191	2.40	27298	37.20	27619	9.60	92393	28.00	96161	1.20
21192	2.60	27299	41.00	27620	10.60	92394	28.00	96217	1.20
21193	2.80	27300	46.00	27659	8.60	92395	28.00	96349	.40
21194	3.60	27301	48.80	27660	9.20	92396	31.00	97121	2.20
21195	3.60	27302	50.80	27661	.40	92397	31.00	97123	2.40
21266	.60	27384	4.80	27662	.60	92398	31.00	97574	31.00
22453	1.00	27393	8.20	27949	4.00	92399	31.00	97575	34.00
22482	2.40	27394	9.20	28121	1.00	92400	33.20	97576	37.00
22493	6.00	27395	9.60	28126	1.00	92401	33.20	97577	40.00
22614	4.80	27396	10.40	28362	8.20	92402	33.20	97578	43.00
22636	1.00	27397	11.40	28566	6.20	92403	33.20	97579	46.00
22639	.40	27400	13.40	28567	6.80	92424	45.00	97908	25.00
23194	5.60	27402	13.40	28568	8.20	92427	15.20	97910	25.00
23196	4.00	27404	10.00	28569	8.80	92428	15.20	99460	26.60
23198	4.00	27406	10.00	28570	9.60	92429	17.60	99879	6.40
23295	.40	27408	17.80	28652	.40	92430	17.60	99881	7.40
23472	.40	27410	17.80	28728	5.60	92431	20.00	99883	8.40
23656	1.60	27412	9.40	29105	5.80	92432	20.00	99885	9.40
23657	1.80	27413	11.20	29107	6.80	92433	22.40	99887	10.40
23666	3.80	27414	14.60	29507	10.00	92434	22.40	99892	9.60
23667	4.00	27415	17.60	29509	12.80	92435	24.80	99894	10.60
23668	4.20	27416	19.80	54294	3.60	92436	24.80	99896	11.60
23669	3.60	27422	2.80	54464	.60	92437	27.20	99898	12.60
23670	4.00	27423	3.00	61593	2.60	92438	27.20	99900	13.60
23671	4.40	27424	3.40	75714	1.40	95987	1.80	99903	5.40
23672	4.00	27425	3.60	76450	2.20	95988	17.80	99905	5.60
23673	4.40	27426	4.00	77744	22.80	95990	18.80	99907	5.80
23674	4.60	27427	7.40	77965	1.20	95992	20.80	99909	6.00
23675	3.20	27428	8.40	78090	22.80	95994	23.80	99911	6.20
23676	3.60	27429	9.60	78223	17.20	95996	26.80	99921	6.60
23677	3.80	27430	12.40	78225	17.20	96000	16.00	99922	7.60
23683	1.80	27431	13.60	79846	1.20	96002	19.00	99923	8.60
23763	10.00	27437	7.40	80370	1.20	96004	22.00	99924	9.60
23832	13.20	27438	8.60	80371	2.20	96006	25.00	99982	25.00
23833	13.80	27439	9.80	81318	1.80	96008	28.00	99983	25.00
23834	14.20	27440	12.60	81319	2.00	96037	8.80	961610	.60
23841	12.00	27441	13.80	81320	2.00	96039	9.80	961610	.60
23842	12.40	27442	11.40	81492	29.60	96041	10.80		

Repair Parts–List Prices

All Boilers

AMERICAN STANDARD
PLUMBING / HEATING

Form No. 9100-2: Revised Repair Part List Prices
Issued July 8, 1974

02891