MARIETTA JOINT CEMENT PLANT
AIRBORNE ASBESTOS DUST SURVEY

Date Sampled: April 9, 1976

PLAINTIFF'S EXHIBIT

GP-2076

SGP 0021606

Georgia-Pacific

intracompany memo

to	Mr. G. W. Green	location	Tigard
from	G. F. Fowler	location	Marietta
subject	Asbestos Sampling to Define Dry Blend Area of Fiber Concentration	date	April 30, 1976

On April 9 samples were taken at the Marietta plant to define areas for sign posting.

It is felt that fiber concentrations remain uniform throughout the day. Using the recommended time for high ceiling samples, five 15 min. samples were taken. These were placed at two foot intervals out from the dry blend hopper. (See Drawing.) During the 15 minute test batch, #13 was taken through its cycle. This would represent the highest concentration of airborne fibers at any one time in this area.

The plant was producing ready mix under normal operating conditions.

G. F. F.

GFF/gvp

cc: Mr. J. R. Hurd
Mr. E. B. Hollingsworth
Mr. R. V. Favero

SGP 0021607

GP 09

MARIETTA JOINT CEMENT PLANT
AIRBORNE ASBESTOS DUST SURVEY

Date Sampled: April 9, 1976

Name	Location or Job Title	Time Weighted Average fiber/ml	Filter No.	Elapsed Time Mins.	Individual Count fiber/ml
Special Area Test	Dry Mix Area 2'	-	351	15	3.35
Special Area Test	Dry Mix Area 4'	-	350	15	2.18
Special Area Test	Dry Mix Area 6'	-	353	15	2.17
Special Area Test	Dry Mix Area 8'	-	352	15	2.33
Special Area Test	Dry Mix Area 10'	-	346	15	1.55

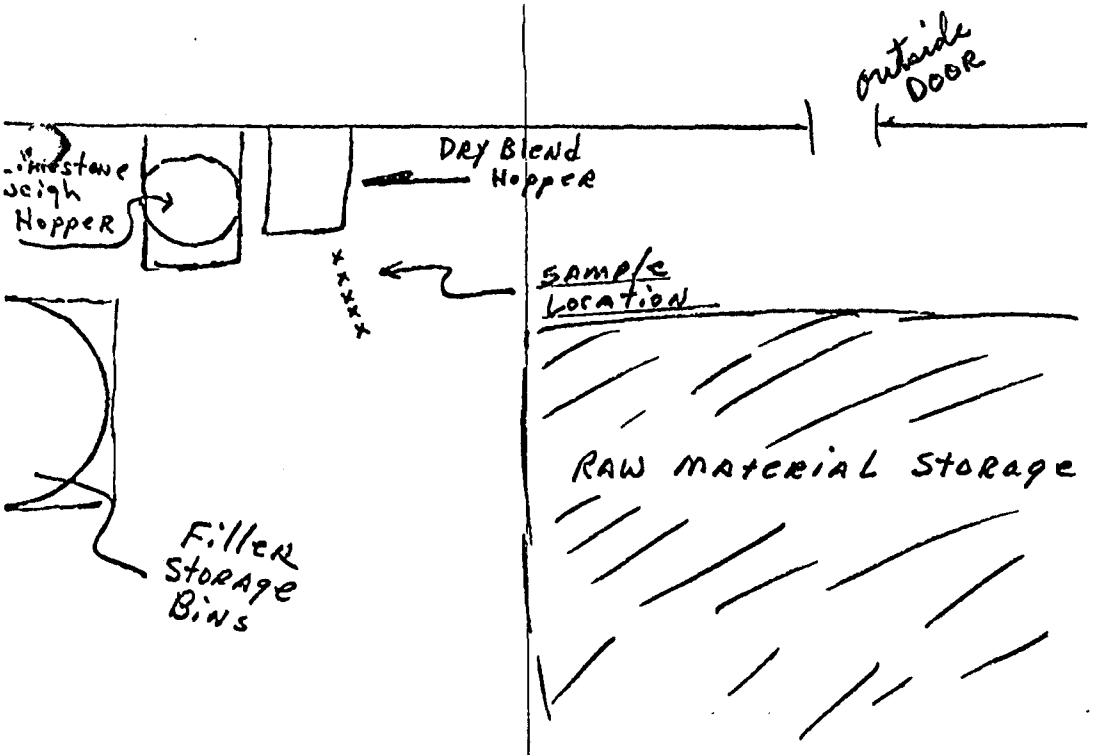

MARIETTA PLANT

AIRBORNE ASBESTOS FIBER SAMPLING

Plant Marietta
Name Special Area test
Title Dry mix Area

Date 4-9-76
Pump Serial No. See location
Sampled by George Fowler
Signature

LOCATION	2' R-74-0799	4'. B-06-0444	6' B-08-0490	8' B-06-0288	10' B-06-0422
FILTER NO.	351	350	353	352	346
FLOW: Pump Setting	6	6	6	6	6
Liter/min (R)	1.9	1.75	1.70	1.7	1.7
TIME: On	1:10	1:10	1:10	1:10.5	1:10.5
Off	1:25	1:25	1:25	1:25.5	1:25.5
ELAPSED TIME (min) (t)	15	15	15	15	15
VOLUME, Liters (t x r)	29	26.3	25.5	25.5	25.5
REMARKS Conducted on Dry Batch #13	Samples were taken 60" From the Floor.				
CONCENTRATION (F) fibers/ml	3.35	2.18	2.17	2.33	1.55

Total Sample Time (T) _____ mins.

$$\text{Time Weight Av. Concentration} = \frac{(t_1F_1) + (t_2\ _2) + (t_3F_3) + \ldots}{T}$$

SGP 0021610

Date: _____

ASBESTOS FIBER COUNT WORKSHEET

SAMPLE NO. _____

ELAPSED TIME (t) 15 mins.

FLOW RATE 1.9 l/min

VOLUME (V) 29 liters

FIELD AREA (a) .00432 mm^2

BLANK COUNT (b) .00 fibers/field

FILTER AREA (A) 855 mm^2

AV. FIBER COUNT (f) .49 fibers/field

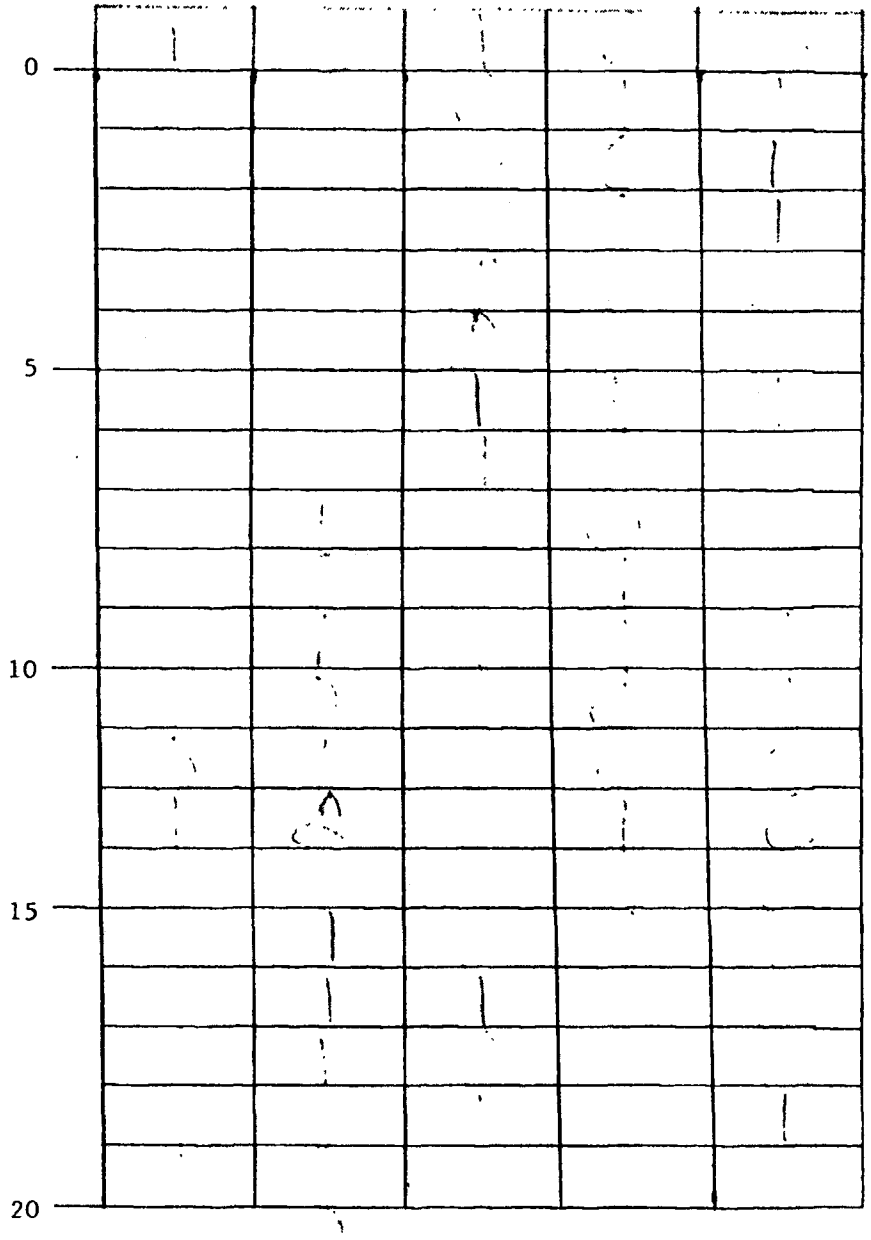

SUBTOTALS

TOTAL _____

Constant $k = \frac{A}{1000\ a} = 198$

Fiber Concentration $(F) = \frac{k\ (f-b)}{V} = \frac{198(.49-0)}{29} = 3.35$

SGP 0021611

Date: 1/

ASBESTOS FIBER COUNT WORKSHEET

SAMPLE NO. _____

ELAPSED TIME (t) 15 mins.

FLOW RATE 1.75 l/min

VOLUME (V) 26.3 liters

FIELD AREA (a) .00432 mm^2

BLANK COUNT (b) 0 fibers/field

FILTER AREA (A) 855 mm^2

AV. FIBER COUNT (f) .29 fibers/field

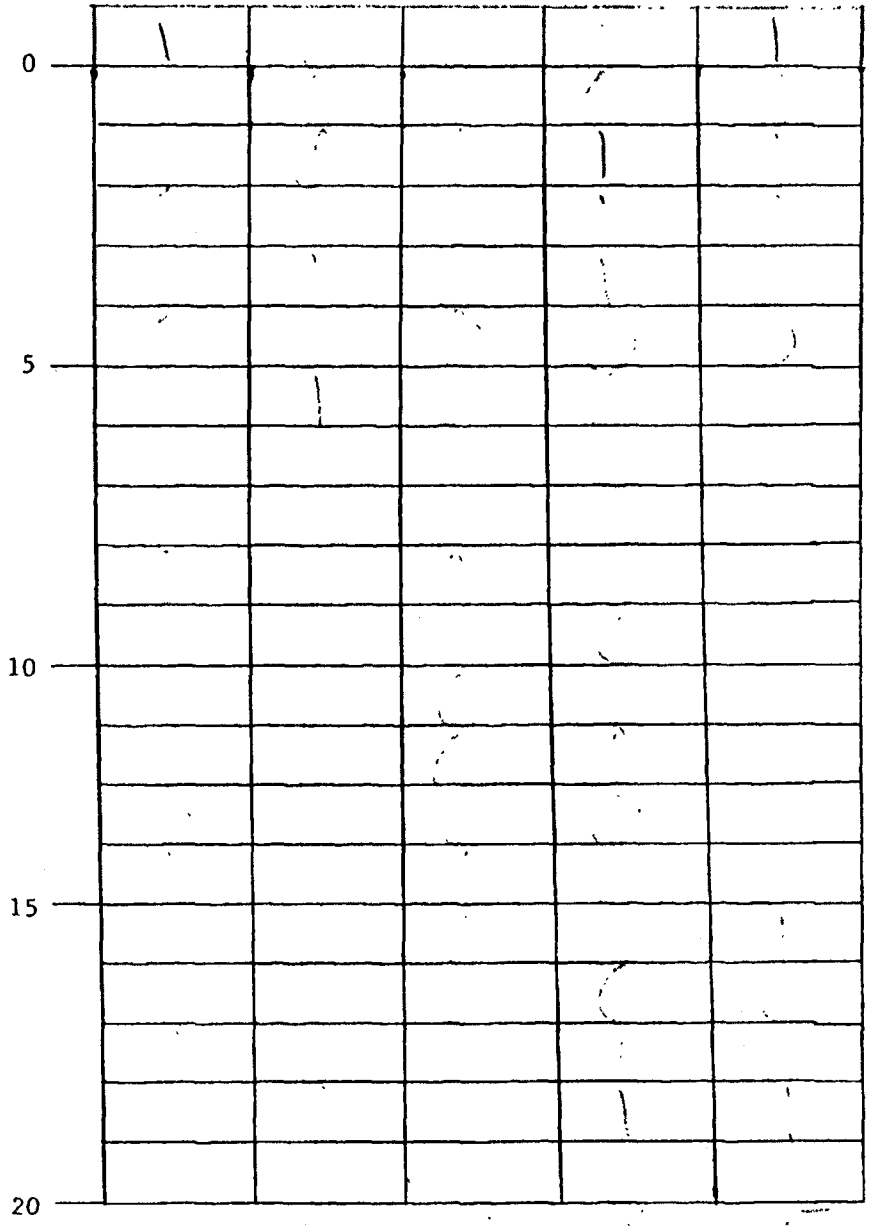

SUBTOTALS

TOTAL _____

Constant k = $\frac{A}{1000\ a} = 198$

Fiber Concentration (F) = $\frac{k\ (f-b)}{V} = \frac{198\ (.29-0)}{26.3} = 2.18$

SGP 0021612

Date: 4-27-92

ASBESTOS FIBER COUNT WORKSHEET

SAMPLE NO. 253

ELAPSED TIME (t) 15 mins.

FLOW RATE 1.70 l/min

VOLUME (V) 25.5 liters

FIELD AREA (a) .00432 mm^2

BLANK COUNT (b) 0 fibers/field

FILTER AREA (A) 855 mm^2

AV. FIBER COUNT (f) .28 fibers/field

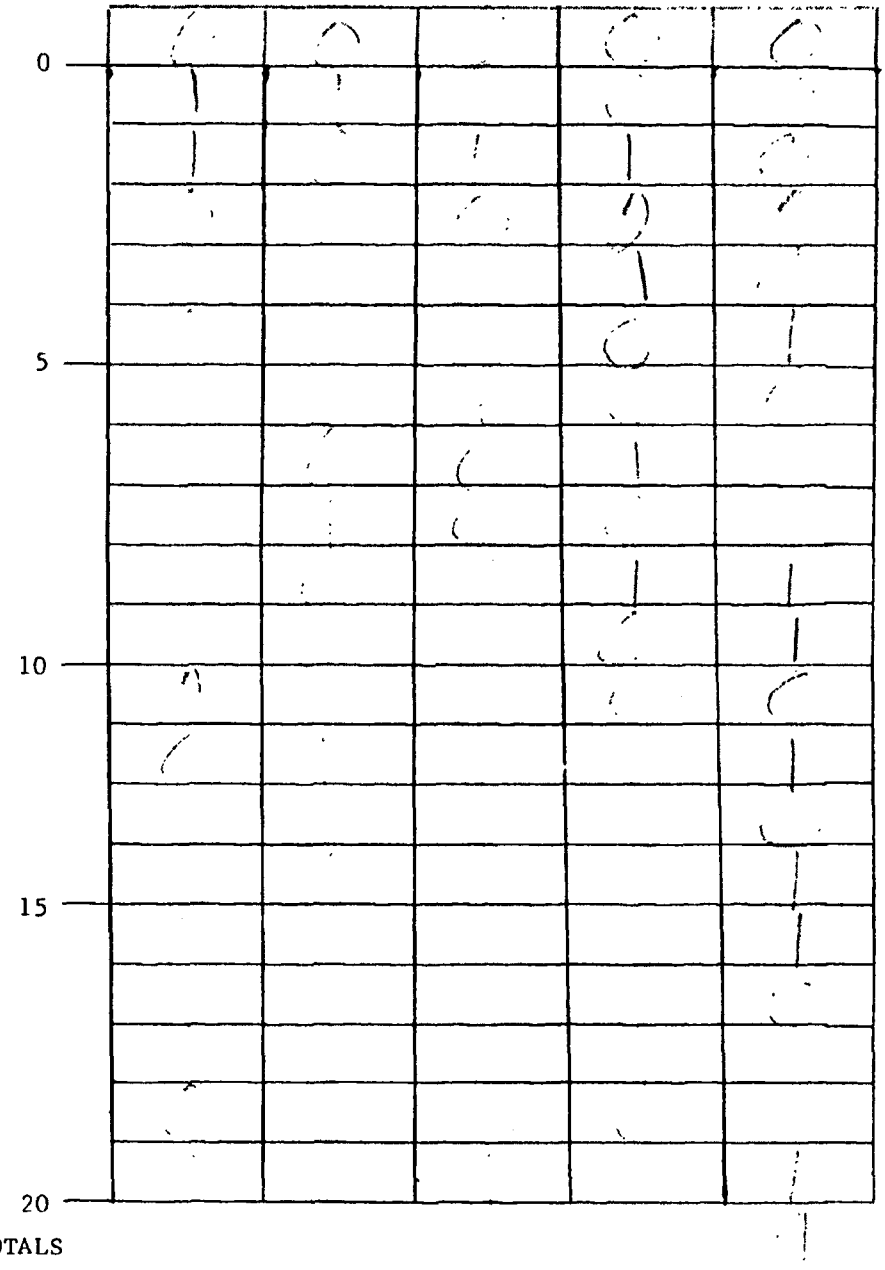

SGP 0021613

SUBTOTALS

TOTAL

Constant k = $\frac{A}{1000\ a} = 198$

Fiber Concentration (F) = $\frac{k\ (f-b)}{V} = \frac{198(.28-0)}{25.5} = 2.17$

Date:

ASBESTOS FIBER COUNT WORKSHEET

SAMPLE NO. 952

ELAPSED TIME (t) 15 mins.

FLOW RATE 1.7 l/min

VOLUME (V) 25.5 liters

FIELD AREA (a) .00432 mm^2

BLANK COUNT (b) 0 fibers/field

FILTER AREA (A) 855 mm^2

AV. FIBER COUNT (f) .30 fibers/field

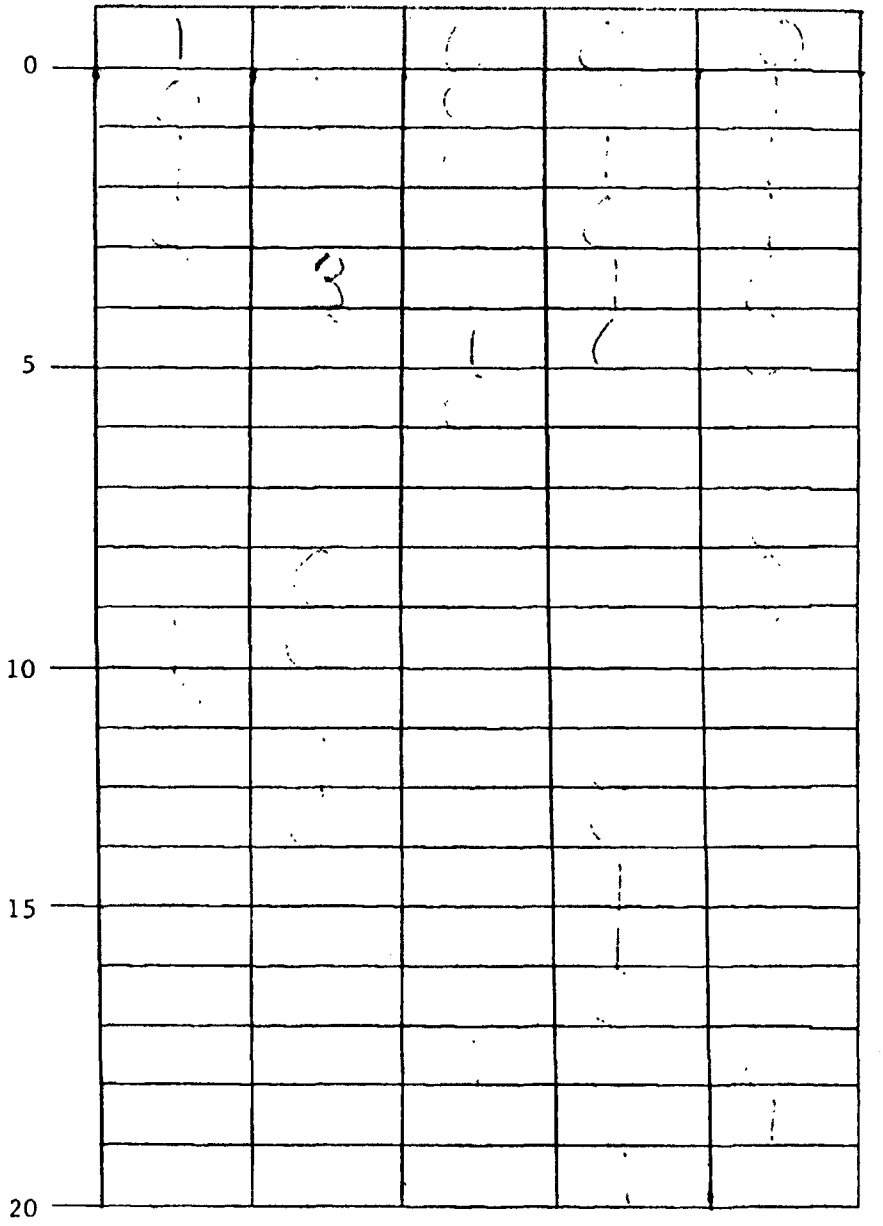

SGP 0021614

SUBTOTALS

TOTAL 3

Constant $k = \frac{A}{1000\ a} = 198$

Fiber Concentration $(F) = \frac{k\ (f-b)}{V} = \frac{198(.30-0)}{25.5} = 2.33$

Date:

ASBESTOS FIBER COUNT WORKSHEET

SAMPLE NO. _____

ELAPSED TIME (t) 15 mins.

FLOW RATE 1.7 l/min

VOLUME (V) 25.5 liters

FIELD AREA (a) .00432 mm^2

BLANK COUNT (b) 0 fibers/field

FILTER AREA (A) 855 mm^2

AV. FIBER COUNT (f) .20 fibers/field

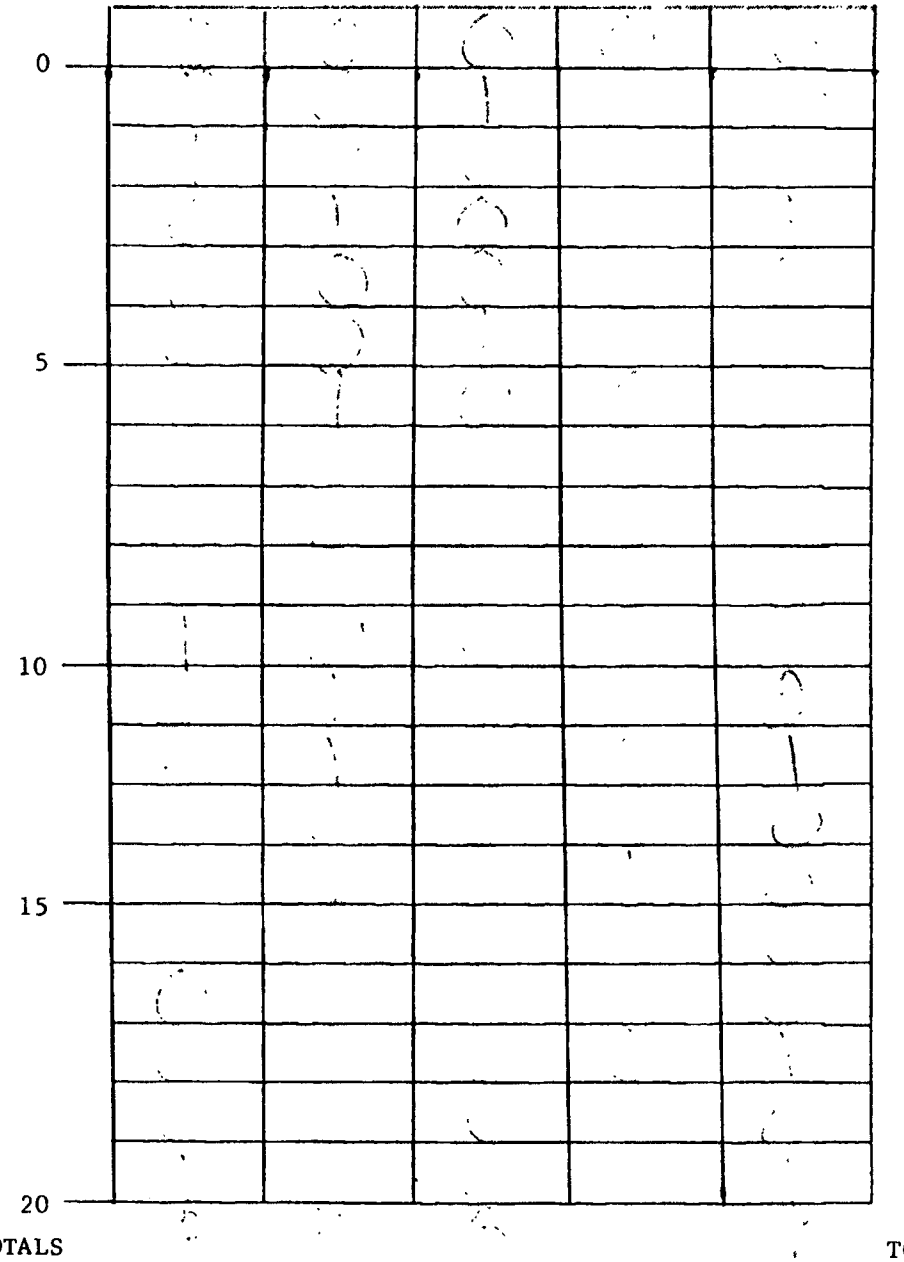

SUBTOTALS

TOTAL

SGP 0021615

Constant $k = \frac{A}{1000\ a} = 198$

Fiber Concentration $(F) = \frac{k\ (f-b)}{V} = \frac{198(.20-0)}{25.5} = 1.55$