



NPDES Compliance Sampling Inspection Report

Pedrito A. Francois (Red Point) Wastewater
Treatment Facility

St. Thomas, United States Virgin Islands

VI0020044

October 26-27, 2021

Report Prepared by:

**ROBERT
MORRELL**

Digitally signed by ROBERT
MORRELL
Date: 2021.12.01 08:26:02 -05'00'

Robert Morrell, Geologist
Monitoring Operations Section

Date: _____

Report Approved by:

PHILIP COCUZZA

Digitally signed by PHILIP
COCUZZA
Date: 2021.12.01 06:28:35 -05'00'

Philip Cocuzza, Chief
Monitoring Operations Section

Date: _____

1.0 OBJECTIVE

On October 26-27, 2021, at the request of the Caribbean Environmental Protection Division, a National Pollutant Discharge Elimination System (NPDES) Compliance Sampling Inspection (CSI) was conducted at the Pedrito A. Francois (Red Point) Wastewater Treatment Facility in St. Thomas, United States Virgin Islands. The objective of the CSI was to gather information necessary to determine compliance with the requirements and limitations of TPDES Permit No. VI0020044.

2.0 KEY PARTICIPANTS

Listed below are key inspection participants and contact information, grouped by organization.

U.S. Environmental Protection Agency
Robert Morrell, Geologist, Lead Inspector
Morrell.robert@epa.gov, 732-906-6804
Thuan Tran, Physical Scientist
Tran.thuan@epa.gov, 732-321-4455

Pedrito A. Francois (Red Point) Wastewater Treatment Facility
Elbert Proctor Jr., Project Manager, VVNA Caribbean
Elbert.proctor@veolia.com, 340-774-3640
Haskell King, Laboratory Manager

U.S. Virgin Islands Department of Planning and Natural Resources
Mary Stiehler, Environmental Program Manager
Mary.stiehler@dpnr.vi.gov, 340-774-3320

3.0 FACILITY DESCRIPTION

3.1 General Information

The Pedrito A. Francois (Red Point) Wastewater Treatment Facility is located behind the Cyril E. King Airport at Estate Lindberg Bay in St. Thomas, U.S. Virgin Islands. The wastewater treatment plant began operations as a sequential batch reactor (SBR) plant in 2006. The facility is categorized as Standard Industrial Classification (SIC) Code 4952. The plant operates on two 8-hour shifts, 7 days per week. There is no effluent discharge during the hours of 12:00 midnight until 7:00 am.

3.2 Process Information

The Red Point Wastewater Treatment Facility is a sequential batch reactor (SBR) plant consisting of three SBR's. Average flow for the plant is 2 million gallons per day (mgd) with a design capacity of 4 mgd. Most of the influent wastewater is domestic, with the Cancryn pump station providing most of the influent flow. Influent wastewater flows through two rotary drum screens, which are currently out of service until the new drum screens are installed. Installation was expected to be completed by the end of the week. Therefore, there was no removal of solids at the influent location during the sampling survey. Normally, the solids are directed through a chute to a compactor and then a roll-off container. The container is sent to the Bovoni Landfill for disposal. Influent flow is directed to one of three SBR's. During the inspection, only two of the three SBR's were in operation. Treatment in each SBR consists of four stages: the fill stage, aeration stage, settlement stage, and decant stage. During the walk-through inspection, SBR 1 was in the fill stage, SBR 2 had just completed the decant stage and was idle, and SBR 3 was offline and was being aerated. SBR 3 is used to collect the influent wastewater overnight when there is no discharge. Each SBR has a capacity of 1.3 million gallons. The SBR's are designed to be operated automatically but are currently operated manually until an electrical component can be replaced. During the decant stage, decant wastewater is discharged to the ultraviolet (UV) treatment unit, which consists of three banks of UV lamps for disinfection. Two of the three banks were operational during the sampling inspection. Bank A was out of service, Bank B was partially out of service, and Bank C was fully operational. An automatic wiping system keeps the bulbs clean using a chemical called "Accuclean". After UV treatment, the treated wastewater flows into the equalization basin. The wastewater is then pumped to a lagoon at the old wastewater treatment plant and is discharged through Outfall 001, approximately 1 mile offshore of Lindberg Bay.

Waste activated sludge from the SBR's is pumped to one of two aerobic digesters. The supernatant is pumped to the head of the plant. Digested sludge is pumped to the belt filter press for dewatering. A polymer is added immediately before dewatering. The dewatered sludge, containing approximately 20 percent solids, is conveyed to a storage bin. The Class B sludge is disposed at the Bovoni Landfill.

3.3 Facility Self-Monitoring Information

Samples are collected and analyzed on-site for fecal coliforms, enterococci, total suspended solids (TSS), temperature, pH, and dissolved oxygen. Phosphorus, turbidity, oil and grease, and 5-day biochemical oxygen (BOD₅) are analyzed by Benchmark Analytics in Florida. Flow is measured continuously at the influent and effluent with magmeters.

4.0 EPA SAMPLING/INSPECTION ACTIVITIES

4.1 Sampling Activities

On October 26, 2021, an automatic composite sampler was set up at the influent sampling location. The sampler was programmed to collect an aliquot of the influent wastewater every 15 minutes for 24 hours. The composite sample container was packed in ice.

An automatic composite sampler was also set up at the effluent composite sampling point for Outfall 001. The sampler was programmed to collect an aliquot of the effluent wastewater every 15 minutes for 13 hours (the sampler shut down at midnight when the effluent flow stops). The composite sample container was packed in ice.

Using a rod and clamp, five consecutive grab samples (Grab #1, Grab #2, Grab #3, Grab #4, and Grab #5) were collected 10 minutes apart at the effluent grab sampling point for Outfall 001. These samples were delivered to Ocean Systems Laboratories in St. Thomas for the analysis of fecal coliform and enterococci.

Grab samples were collected at the dissolved oxygen and temperature sampling point for the on-site analysis of pH, temperature, dissolved oxygen, and total residual chlorine. The results were recorded in the field notebook.

On October 27, 2021, the automatic composite sampler at the effluent composite sampling point was restarted at 0700 hours to resume collecting aliquots of the effluent wastewater every 15 minutes until the 24-hour sampling period was completed. A 24-hour composite sample was collected from the automatic sampler at Outfall 001 for BOD₅ and TSS.

A 24-hour composite sample was collected from the automatic sampler at the influent sampling location. This sample was analyzed for BOD₅ and TSS.

Using a rod and clamp, a grab sample (Grab #6) was collected at the effluent grab sampling point for Outfall 001. This sample was analyzed for phosphorus, oil and grease, and turbidity.

Flow readings were provided by the facility representative. The 24-hour flow for 10/26/21 was 1.843 mgd. On 10/27/21, the total flow at 1349 hours was 0.938 mgd.

All sample containers, preservation techniques, and holding times were in accordance with U.S. EPA requirements specified in 40 CFR Part 136. Samples for fecal coliforms and enterococci were placed in a cooler with wet ice and transported to Ocean Systems Laboratories in St. Thomas, U.S. Virgin Islands. All other samples were placed in a cooler with wet ice and shipped overnight to the U.S. EPA Region 2 Laboratory in Edison, New Jersey. Split samples, with the exception of fecal coliforms and enterococci, were collected and given to the facility representative.

4.2 Inspection Activities

A walk-through inspection of the Red Point Wastewater Treatment Facility was conducted and the inspection findings are listed in Section 6.2.

4.3 Deviations and/or Environmental Conditions

Because there is no effluent discharge from midnight until 7:00 am, composite samples are not collected during this time.

5.0 ANALYTICAL RESULTS

**Pedrito A. Francois (Red Point) Wastewater Treatment Facility
October 26-27, 2021
Outfall 001**

Parameter	Influent	Effluent	Permit Limit
Flow (mgd)	--	1.843	8.0
BOD ₅ (mg/l)	155	23.0	30
BOD ₅ (percent removal)	--	85.2	85 (minimum)
TSS (mg/l)	112	10.0	30
TSS (percent removal)	--	91.1	85 (minimum)
Phosphorus (mg/l)	--	2.24	Monitor only
Fecal Coliforms (CFU/100 ml)	--	>6000	1000
Fecal Coliforms (CFU/100 ml)	--	>6000	1000
Fecal Coliforms (CFU/100 ml)	--	>6000	1000
Fecal Coliforms (CFU/100 ml)	--	>6000	1000
Fecal Coliforms (CFU/100 ml)	--	>6000	1000
Fecal Coliforms (CFU/100 ml) (Geometric Mean - 5 samples)	--	>6000	70
Enterococci (CFU/100 ml)	--	17,000 J	Monitor only
Enterococci (CFU/100 ml)	--	19,100 J	Monitor only
Enterococci (CFU/100 ml)	--	18,300 J	Monitor only
Enterococci (CFU/100 ml)	--	18,700 J	Monitor only
Enterococci (CFU/100 ml)	--	13,000 J	Monitor only
Enterococci (CFU/100 ml) (Geometric Mean - 5 samples)	--	17,059 J	Monitor only
Dissolved Oxygen (mg/l)	--	2.5	Monitor only
Temperature (°C)	--	31	Monitor only
pH (su)	--	7.49	6.0 – 9.0
Oil and Grease (mg/l)	--	Not detected	Monitor only
Total Residual Chlorine (mg/l)	--	0.0	2.0 for recycle effl.
Turbidity (NTU)	--	13.0	Monitor only

J = Estimated value

6.0 FINDINGS

6.1 Sampling Result Findings

The EPA analytical results obtained during this inspection show the following parameter(s) as being outside of the acceptable limits:

Fecal Coliforms (see above table).

6.2 Inspection Findings

In addition to the sampling, an inspection of the facility operations was conducted as discussed in Section 4.2 above. During this inspection the following observations were noted which may contravene the requirements of the permit or the applicable regulations:

1. During the 24-hour sampling inspection, the two rotary drum screens were off-line. Therefore, there was no solids removal at the influent location. The facility was in the process of installing new rotary drums. The work was expected to be completed by the end of the week.
2. The SBR's need to be cleaned. Because the rotary screens were off-line, a lot of solids have accumulated in SBR 2. Also, there is a substantial amount of visible grease in SBR 1.
3. The UV disinfection system is not fully operational and needs to be serviced. Bank A is out of service and Bank B is partially out of service.
4. The flow meters at the influent and effluent locations haven't been calibrated since 2017. Flow meters should be calibrated at least once per year.
5. The air scrubber system for hydrogen sulfide was not in operation.
6. The equalization basin has not been cleaned since 2017. Solids should be removed from the equalization basin at least once per year.

7.0 ATTACHMENTS

Photographs (#1 - #7)
EPA Laboratory Data Report
Ocean Systems Laboratories Data Report
Chain of Custody / Field Data Forms

Photo #1: View of the effluent composite sampling point.



Photo #2: View of the effluent grab sampling point.



Photo #3: View of the dissolved oxygen and temperature sampling point.

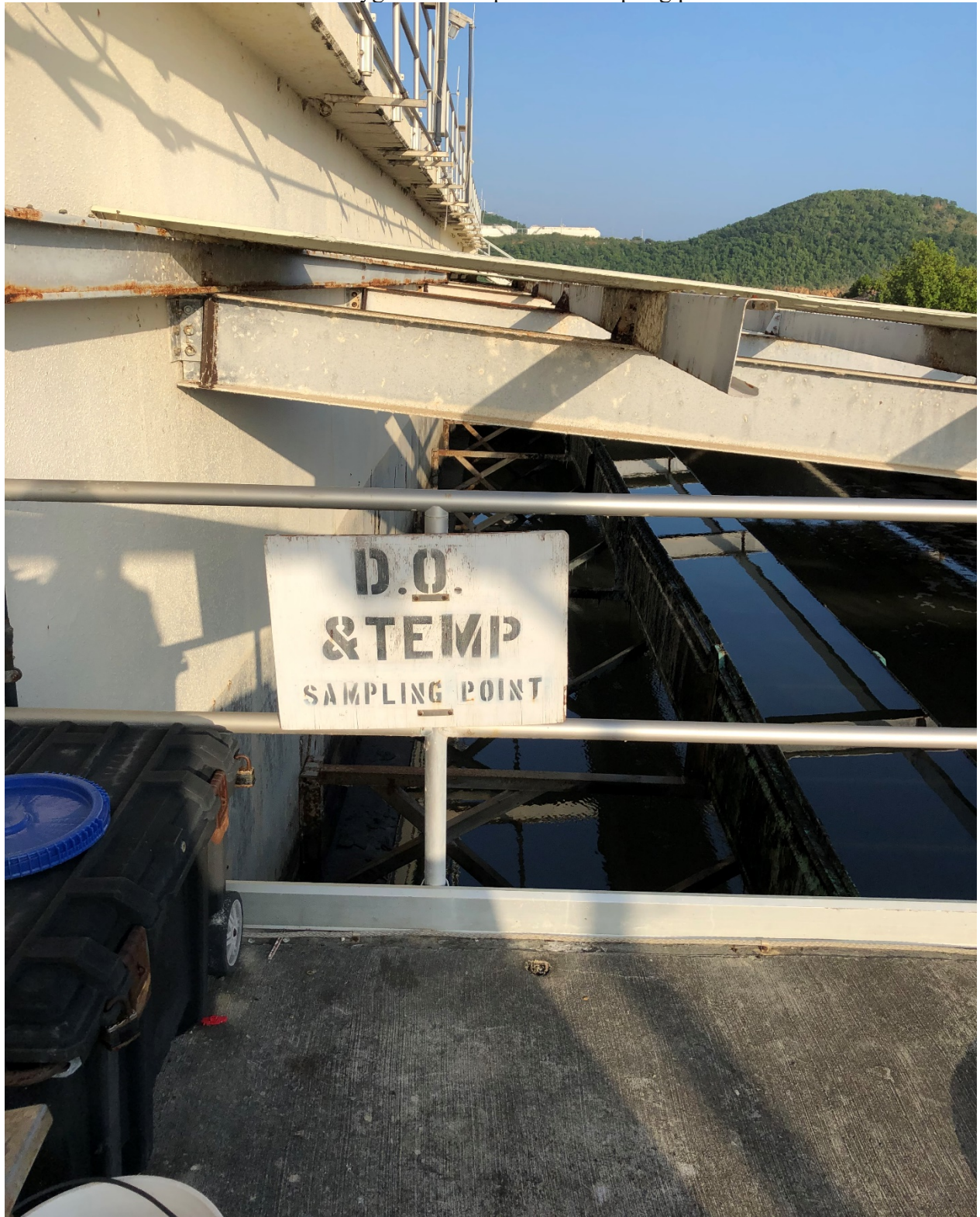


Photo #4: View of the influent sampling location.



Photo #5: View of SBR 1.



Photo #6: View of SBR 2.




Photo #7: View of SBR 3.





UNITED STATES ENVIRONMENTAL PROTECTION AGENCY

**Region 2 Laboratory
2890 Woodbridge Avenue
Edison , New Jersey 08837
732-906-6886 Phone
732-906-6165 Fax**

November 02, 2021

Philip Cocuzza
Monitoring & Assessment Branch
LSASD/MAB
Edison, NJ 08837

RE: Red Point WWTP - 2110022

Enclosed are the results of analyses for samples received by the laboratory on 10/28/2021. The signature below reflects the laboratory's approval of the reported results. If you have any questions concerning this report, please refer to Project Number 2110022 and contact the laboratory.

Sincerely,

A handwritten signature in black ink that reads "Gregory J. Santacroce".

Gregory J. Santacroce
Acting Chief, LSASD/LB



UNITED STATES ENVIRONMENTAL PROTECTION AGENCY
Region 2 Laboratory

Final Report

Project: Red Point WWTP - 2110022

Project Number: 2110022

Project Narrative:

The National Environmental Laboratory Accreditation Conference Institute (TNI) is a voluntary environmental laboratory accreditation association of State and Federal agencies. TNI established and promoted a National Environmental Laboratory Accreditation Program (NELAP) that provides a uniform set of standards for the generation of environmental data that are of known and defensible quality. The EPA Region 2 Laboratory is NELAP accredited. The Laboratory tests that are accredited have met all the requirements established under the TNI Standards.

Condition Comments

None

Comment(s):

The "Sample Analysis Date and Time" is included in the results section for any analyte with a prescribed holding time of 72 hours or less.

Data Qualifier(s):

- U- The analyte was not detected at or above the Reporting Limit.
- J- The identification of the analyte is acceptable; the reported value is an estimate.
- K- The identification of the analyte is acceptable; the reported value may be biased high.
- L- The identification of the analyte is acceptable; the reported value may be biased low.
- NJ- There is presumptive evidence that the analyte is present; the analyte is reported as a tentative identification. The reported value is an estimate.



UNITED STATES ENVIRONMENTAL PROTECTION AGENCY
Region 2 Laboratory

Final Report

Project: Red Point WWTP - 2110022

Project Number: 2110022

Reporting Limit(s):

The Laboratory was able to achieve the appropriate limit for each analyte requested.

SUMMARY REPORT FOR SAMPLES

Field ID	Laboratory ID	Matrix	Date Sampled	Date Received
Influent-24-Hr Comp.	2110022-01	Aqueous	10/27/2021 11:03	10/28/2021 10:50
Effluent-Outf001-24-Hr Comp.	2110022-02	Aqueous	10/27/2021 11:05	10/28/2021 10:50
Effluent-Outf001-Grab#6	2110022-03	Aqueous	10/27/2021 13:22	10/28/2021 10:50



UNITED STATES ENVIRONMENTAL PROTECTION AGENCY
Region 2 Laboratory

Final Report

Project: Red Point WWTP - 2110022

Project Number: 2110022

SUMMARY REPORT FOR METHODS

Analysis	Method	Certification	Matrix
Biochemical Oxygen Demand	SM 5210B SOP C-21 Rev 2.7	NELAP	Aqueous
Oil & Grease	EPA 1664A SOP C-126 Rev 1.6	NELAP	Aqueous
Phosphorus	EPA 365.1 SOP C-68 Rev 2.7	NELAP	Aqueous
Residue, Non-Filterable	SM 2540D SOP C-33 Rev 3.7	NELAP	Aqueous
Turbidity	EPA 180.1 SOP C-81 Rev 2.7	NELAP	Aqueous



**UNITED STATES ENVIRONMENTAL PROTECTION AGENCY
Region 2 Laboratory**

**Final Report
Project: Red Point WWTP - 2110022
Project Number: 2110022**

Analyte	Result	Qualifier	Reporting Limit	Units	Batch	Date and Time of Analysis*
---------	--------	-----------	-----------------	-------	-------	----------------------------

Field ID: Influent-24-Hr Comp.

Sample ID: 2110022-01

Sanitary

Biochemical Oxygen Demand	155		2.00	mg/L	B111019	11/02/2021 08:04
Residue, Non-Filterable	112		10.0	mg/L	B110140	

Field ID: Effluent-Outf001-24-Hr Comp.

Sample ID: 2110022-02

Sanitary

Biochemical Oxygen Demand	23.0		2.00	mg/L	B111019	11/02/2021 08:04
Residue, Non-Filterable	10.0		10.0	mg/L	B110140	

Field ID: Effluent-Outf001-Grab#6

Sample ID: 2110022-03

GC - Sanitary

Oil & Grease	---	U	6.50	mg/L	B110149	
--------------	-----	---	------	------	---------	--

Sanitary

Phosphorus	2.24		0.100	mg/L	B111004	
Turbidity	13.0		0.100	NTU	B110138	10/28/2021 11:10



**UNITED STATES ENVIRONMENTAL PROTECTION AGENCY
Region 2 Laboratory**

Final Report

Project: Red Point WWTP - 2110022

Project Number: 2110022

GC - Sanitary - Quality Control

Analyte	Result	Reporting Limit	Units	Spike Level	Source Result	%REC	%REC Limits	RPD	RPD Limit
Batch B110149									
Blank (B110149-BLK1)									
Oil & Grease	--- U	5.00	mg/L						
LCS (B110149-BS1)									
Oil & Grease	39.1	5.00	mg/L	40.00		98	78-114		
LCS Dup (B110149-BSD1)									
Oil & Grease	35.0	5.00	mg/L	40.00		88	78-114	11	20
Matrix Spike (B110149-MS1)									
		Source: 2110022-03							
Oil & Grease	45.4	5.00	mg/L	50.00	ND	91	78-114		



**UNITED STATES ENVIRONMENTAL PROTECTION AGENCY
Region 2 Laboratory**

Final Report

Project: Red Point WWTP - 2110022

Project Number: 2110022

Sanitary - Quality Control

Analyte	Result	Reporting Limit	Units	Spike Level	Source Result	%REC	%REC Limits	RPD	RPD Limit
Batch B110138									
Blank (B110138-BLK1)									
Turbidity	--- U	0.100	NTU						
Blank (B110138-BLK2)									
Turbidity	--- U	0.100	NTU						
LCS (B110138-BS1)									
Turbidity	17.0	0.100	NTU	16.50		103	85-115		
LCS Dup (B110138-BSD1)									
Turbidity	16.9	0.100	NTU	16.50		102	85-115	0.590	20
Duplicate (B110138-DUP1) Source: 2110022-03									
Turbidity	12.8	0.100	NTU		13.0			1.55	20
Batch B110140									
Blank (B110140-BLK1)									
Residue, Non-Filterable	--- U	10.0	mg/L						
Blank (B110140-BLK2)									
Residue, Non-Filterable	--- U	10.0	mg/L						
LCS (B110140-BS1)									
Residue, Non-Filterable	84.0	10.0	mg/L	82.50		102	85-115		
LCS Dup (B110140-BSD1)									
Residue, Non-Filterable	79.0	10.0	mg/L	82.50		95.8	85-115	6.13	20



**UNITED STATES ENVIRONMENTAL PROTECTION AGENCY
Region 2 Laboratory**

Final Report

Project: Red Point WWTP - 2110022

Project Number: 2110022

Sanitary - Quality Control

Analyte	Result	Reporting Limit	Units	Spike Level	Source Result	%REC	%REC Limits	RPD	RPD Limit
Batch B110140									
Duplicate (B110140-DUP1)		Source: 2110022-02							
Residue, Non-Filterable	11.0	10.0	mg/L		10.0			9.52	20
Batch B111004									
Blank (B111004-BLK1)									
Phosphorus	--- U	0.0500	mg/L						
Blank (B111004-BLK2)									
Phosphorus	--- U	0.0500	mg/L						
LCS (B111004-BS1)									
Phosphorus	2.38	0.250	mg/L	2.220		107	90-110		
LCS Dup (B111004-BSD1)									
Phosphorus	2.26	0.250	mg/L	2.220		102	90-110	5	20
Matrix Spike (B111004-MS1)		Source: 2110022-03							
Phosphorus	3.21	0.500	mg/L	1.000	2.24	97	90-110		
Matrix Spike (B111004-MS2)		Source: 2110018-02							
Phosphorus	6.28	0.500	mg/L	1.000	5.90	38	90-110		
Batch B111019									
Blank (B111019-BLK1)									
Biochemical Oxygen Demand	--- U	2.00	mg/L						



**UNITED STATES ENVIRONMENTAL PROTECTION AGENCY
Region 2 Laboratory**

Final Report

Project: Red Point WWTP - 2110022

Project Number: 2110022

Sanitary - Quality Control

Analyte	Result	Reporting Limit	Units	Spike Level	Source Result	%REC	%REC Limits	RPD	RPD Limit
Batch B111019									
LCS (B111019-BS1)									
Biochemical Oxygen Demand	204		mg/L	198.0		103	84.6-115.4		
LCS (B111019-BS2)									
Biochemical Oxygen Demand	213		mg/L	198.0		107	84.6-115.4		
Duplicate (B111019-DUP1) Source: 2110022-01									
Biochemical Oxygen Demand	146	2.00	mg/L		155			5.72	25
Matrix Spike (B111019-MS1) Source: 2110022-01									
Biochemical Oxygen Demand	508	2.00	mg/L	396.0	155	89.4	75-125		
Matrix Spike Dup (B111019-MSD1) Source: 2110022-01									
Biochemical Oxygen Demand	504	2.00	mg/L	396.0	155	88.4	75-125	0.790	200

CERTIFICATE OF ANALYSIS
Fecal /Enterococci Report

WWTP Identification: Red Point WWTP Effluent	
Date of Sample: 10-26-2021	Sampler: Robert Morrell
Client: Red Point / Permit # VI 0020044	
Sample Description: Fecal-Enterococci Sample Collection	

Arrival at the Laboratory


Sample Location	Date/Time Taken	Date/Time Received	Date/Time Run	Condition	Received by
EFF – Outfall # 1	10-26-21 @ 1114	10-26-21 @ 1411	10-26-21 @ 1633	Temp. 7.0°C	SF
EFF – Outfall # 2	10-26-21 @ 1124	10-26-21 @ 1411	10-26-21 @ 1633	Temp. 7.0°C	SF
EFF – Outfall # 3	10-26-21 @ 1134	10-26-21 @ 1411	10-26-21 @ 1633	Temp. 7.0°C	SF
EFF-Outfall # 4	10-26-21 @ 1144	10-26-21 @ 1411	10-26-21 @ 1633	Temp. 7.0°C	SF
Eff – Outfall # 5	10-26-21 @ 1154	10-26-21 @ 1411	10-26-21 @ 1633	Temp. 7.0°C	SF

Note:

RESULTS

	Chlorine (@Site)	Fecal Count /100mL	Enterococci Count /100 mL	Turbidity (NTU)
Outfall 1: OSL # 8037	N/A	>6000 CFU/100mL	17,000 J CFU /100mL	N/A
Outfall 2: OSL # 8038	N/A	>6000 CFU/100mL	19,100 J CFU /100mL	N/A
Outfall 3: OSL # 8039	N/A	>6000 CFU/100mL	18,300 J CFU / 100mL	N/A
Outfall 4: OSL # 8040	N/A	>6000 CFU/100mL	18,700 J CFU / 100mL	N/A
Outfall 5: OSL # 8041	N/A	>6000 CFU/100mL	13,000 J CFU / 100mL	N/A
Method: MF EPA 1600	Dilutions: 100mL, 10mL & 1mL			

Analyst	GC
---------	----

Approval: 
 Gretchen M. Concepcion-Connor

Date: November 18, 2021

Qualifiers: ICP: in the cooling process
 MPN: most probable number
 MF: Membrane Filtration
 J: Judgement (applied calculation)

Methods: Enterococci: EPA Method 1600



Ocean Systems Laboratory
6194 Estate Frydenhoj
St. Thomas, VI 00802
(340) 714 – 1911

Qualifiers

Definition:

ICP: in the cooling process

MPN: most probable number

MF: Membrane Filtration

J: Estimated concentration above the adjusted method detection limit and below the adjusted reporting limit

Date: November 24, 2021

US EPA REGION 2 LABORATORY
CHAIN OF CUSTODY/ FIELD DATA FORM

SURVEY NAME & LOCALITY Red Point WWTP - St. Thomas, VI

PROJECT LEADER Bob Morrell

PROGRAM: SF : SITE ID _____ OPERABLE UNIT _____
 Decision RCRA RCRA ENF NPDES SDWA AM CAA
 Unit Code Y206 D210 D307 B304 C215 B224 A305

PROGRAM RESULTS CODE _____
 TSCA OD FIFRA CRIMINAL ENF
 L306 B253

Permit #:	LAB ID/ FIELD ID	CONTNERS # OF	MATRIX	CHECK IF SPLIT SAMPLE	DESCRIPTION & INSTRUCTIONS INCLUDING LOCATION, ESTIMATED CONCENTRATIONS, SPECIAL REPORTING LIMITS,	Res CL Checked	Preservative (circle)	Collection Time (24hr clock)		Collection Date mm/dd/yy
								Begin	End	
	Influent-24-Hr Comp.	2	A	<input checked="" type="checkbox"/>	1 1-liter plastic jar for BODs	2110022-01	<input type="checkbox"/> 0	12345678910	1103	10/26/21
				<input checked="" type="checkbox"/>	1 250-ml plastic jar for TSS	-01	<input type="checkbox"/> 0	12345678910	1103	10/27/21
	Effluent-Outfall-24 Hr. Comp.	3	A	<input checked="" type="checkbox"/>	2 1-liter plastic jars for BODs	-02	<input type="checkbox"/> 0	12345678910	1105	10/26/21
				<input checked="" type="checkbox"/>	1 500-ml plastic jar for TSS	-02	<input type="checkbox"/> 0	12345678910	1105	10/27/21
	Effluent-Outfall-Grab	5	A	<input checked="" type="checkbox"/>	1 250-ml plastic jar for Phosphorus	-03	<input type="checkbox"/> 0	12345678910	1322	10/27/21
				<input checked="" type="checkbox"/>	3 1-liter glass jars for Oil & Grease	-03	<input type="checkbox"/> 0	12345678910		
				<input type="checkbox"/>	1 250-ml plastic jar for Turbidity	-03	<input type="checkbox"/> 0	12345678910		
				<input type="checkbox"/>			<input type="checkbox"/> 0	12345678910		
				<input type="checkbox"/>			<input type="checkbox"/> 0	12345678910		
				<input type="checkbox"/>			<input type="checkbox"/> 0	12345678910		

COMMENTS & SPECIAL REQUIREMENTS:

Preservative Added & Checked
 0=ice 7=FAS
 1=H2SO4 pH<2 8=ZnAc
 2=HNO3 pH<2 9=NaOH pH>12
 3=HCl pH<2 10=NH4Cl
 4=Na2S2O3
 5=NaOH pH>9
 6=Ascorbic Acid

Matrix: A=aqueous F=multiphasic B=aqueous (chlorinated) G=solvent C=soil H=biota D=sediment I=oil E=sludge J=other	Relinquished By: <u>Bob Morrell</u>	Person Assuming Responsibility for Sample(s): <u>Bob Morrell</u>	Time: <u>13:22</u>	Date: <u>10/27/21</u>
	Relinquished By:	Received By: <u>[Signature]</u>	Time: <u>10:56</u>	Date: <u>10/28/21</u>
	Relinquished By:	Received By:		

Survey Complete? Y N

Temp = 1.9 °C SW 11E 21 10/28/21

US EPA REGION 2 LABORATORY
CHAIN OF CUSTODY/ FIELD DATA FORM

SURVEY NAME & LOCALITY: Red Point WWTp - St. Thomas, VI PROJECT LEADER: Beb Morrell

PROGRAM: SF : Decision Unit Code Y206 RCRA D210 RCRA ENF D307 NPDES B304 SDWA C215 AM B224 CAA A305 OPERABLE UNIT

PROGRAM RESULTS CODE: TSCA OD FIFRA CRIMINAL ENF L306 B253

Permit #: V10020044 LAB ID/ FIELD ID

RESIDUALS: # OF CONTAINERS

DESCRIPTION & INSTRUCTIONS INCLUDING LOCATION, ESTIMATED CONCENTRATIONS, SPECIAL REPORTING LIMITS.

Check if split sample MATRIX

Res CL Checked Preservative (circle)

LAB ID/ FIELD ID	CONTAINERS	# OF	MATRIX	CHECK IF SPLIT SAMPLE	DESCRIPTION & INSTRUCTIONS INCLUDING LOCATION, ESTIMATED CONCENTRATIONS, SPECIAL REPORTING LIMITS.	Res CL Checked	Preservative (circle)	Collection Time (24hr clock)		Collection Date
								Begin	End	
Effluent-Outfall 001-Grab 1	1	A	1	<input type="checkbox"/>	1 500-ml sterile plastic jar for Fecal Coliform/Enterococci	<input checked="" type="checkbox"/>	012345678910	1114	1124	10/26/21
Effluent-Outfall 001-Grab 2	1	A	1	<input type="checkbox"/>	1 500-ml sterile plastic jar for Fecal Coliform/Enterococci	<input checked="" type="checkbox"/>	012345678910	1124	1134	10/26/21
Effluent-Outfall 001-Grab 3	1	A	1	<input type="checkbox"/>	1 500-ml sterile plastic jar for Fecal Coliform/Enterococci	<input checked="" type="checkbox"/>	012345678910	1134	1144	10/26/21
Effluent-Outfall 001-Grab 4	1	A	1	<input type="checkbox"/>	1 500-ml sterile plastic jar for Fecal Coliform/Enterococci	<input checked="" type="checkbox"/>	012345678910	1144	1154	10/26/21
Effluent-Outfall 001-Grab 5	1	A	1	<input type="checkbox"/>	1 500-ml sterile plastic jar for Fecal Coliform/Enterococci	<input checked="" type="checkbox"/>	012345678910	1154		10/26/21

COMMENTS & SPECIAL REQUIREMENTS:

70c

Preservative Added & Checked:
 0=ice
 1=H2SO4 pH<2
 2=HNO3 pH<2
 3=HCl pH<2
 4=Na2S2O3
 5=NaOH pH>9
 6=Ascorbic Acid

Time: 1134 Date: 10/26/21

Time: 2:11pm Date: 10/26/21

Person Assuming Responsibility for Sample(s): Robert D. Morrell

Relinquished By: Robert D. Morrell Received By: S. Fahle

Relinquished By: Received By:

Relinquished By: Received By:

Matrix:
 A=aqueous
 B=aqueous (chlorinated)
 C=soil
 D=sediment
 F=sludge

Survey Complete? Y N