E. Keeler Company

Williamsport, Pa.

ESTABLISHED 1864

Riveted Steel Boilers For Heating and Power
Steel Stacks, Breechings and Plate Fabrications



Keeler Double Duty Boiler

The Keeler Double Duty Boiler is designed for heating or power purposes. It may be set singly or in battery and fired by hand, stokers, oil, or gas.

The construction eliminates curved crown sheets requiring radial stays, flat sides with braces between tubes and stay-bolted side furnace walls, thus internal cleaning is simplified and lower maintenance costs are obtained.

The use of a refractory lining and the large furnace volume results in highest possible efficiencies.

The tables below show floor space required is the minimum.

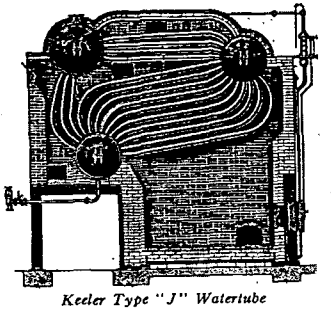

Keeler Type "J" Watertube

The Keeler Type "J" Water Tube Boiler is designed especially for installation in boiler rooms where both floor space and ceiling height are limited. Less space is required for replacement of tubes than any other design of high pressure water tube boiler.

Keeler Cross Drum Boilers, Straight Tube design, are installed in many of the largest Office, Apartment and School Buildings.

The E. Keeler Co., Horizontal Return Tubular and Longitudinal Drum Water Tube Boilers need no introduction to power plant operators.

Setting Dimensions Keeler Double Duty Boilers

Boiler H.P.	Inside Dia.		Grates		Setting		Space Required		Height Top of Steam Nozzle	Height to Low Water Mark	Height to Smoke Outlet
	Small Shell	Large Shell	Length	Width	Width	Length	Front	Rear			
35	24"	60"	3'-0"	4'-6"	6'-2"	11'-2½"	7'-0"	2'-6"	8'-5⅛"	6'-8⅜"	7'-2⅝"
40	24"	60"	3'-6"	4'-6"	6'-2"	12'-6½"	8'-6"	2'-6"	8'-5⅛"	6'-8⅜"	7'-2⅝"
50	27"	66"	3'-6"	5'-0"	6'-8"	13'-6½"	9'-0"	2'-9"	8'-7⅝"	6'-10⅝"	7'-5⅛"
60	27"	66"	4'-0"	5'-0"	6'-8"	14'-6½"	10'-0"	2'-9"	9'-1⅜"	7'-6⅛"	7'-11⅜"
70	27"	66"	4'-0"	5'-0"	6'-8"	15'-3½"	10'-9"	2'-9"	9'-1⅜"	7'-7⅝"	7'-11⅜"
85	32"	78"	4'-0"	6'-0"	7'-8"	15'-6½"	11'-0"	3'-3"	9'-9⅜"	7'-10⅜"	8'-4⅝"
105	32"	78"	5'-0"	6'-0"	7'-8"	16'-6½"	12'-0"	3'-3"	9'-9⅜"	7'-10⅜"	8'-4⅝"
130	32"	78"	6'-0"	6'-0"	7'-8"	18'-3½"	13'-9"	3'-3"	9'-9⅜"	8'-0⅜"	8'-4⅝"
150	34"	82"	6'-0"	6'-0"	7'-8"	18'-6½"	14'-0"	3'-5"	9'-11⅜"	8'-0⅜"	8'-6⅝"
175	36"	88"	6'-6"	6'-6"	8'-2"	18'-6½"	14'-0"	3'-8"	10'-4¾"	8'-6⅜"	8'-10⅝"
200	39"	94"	6'-6"	7'-0"	8'-8"	18'-9½"	14'-3"	4'-0"	10'-10⅛"	8'-8⅜"	9'-3⅝"
225	44"	104"	6'-6"	8'-0"	9'-8"	18'-9½"	14'-3"	4'-4"	11'-11⅜"	9'-6⅜"	10'-2¾"
250	44"	104"	6'-6"	8'-0"	9'-8"	19'-0½"	14'-6"	4'-4"	11'-11⅜"	9'-8⅞"	10'-2¾"

Bulletins of Any Type Sent on Request

Norge Corporation

APPLIANCE MANUFACTURERS AND ENGINEERS

Division of Borg-Warner Company

606-670 East Woodbridge Street, **Detroit, Michigan**

NORGE *Whirlator*

OIL BURNER

PRODUCTS—

Oil Burners.

Rollator Electric Refrigerators.

Electric Washers.

Aerolator Air Conditioners.

Broilator Stoves.

Electric and Gas Ranges.

Service through franchised distributors and dealers throughout the United States.

Norge Whirlator Oil Burner is a "gun-type" burner built in three sizes, Model 8, handles 800 sq. ft. of steam radiation or its equivalent; Model N. 18, handles 1800 sq. ft.; Model N. 28, 2800 sq. ft.

The "Whirlator" is a patented design of multiple vanes, completely rotating entire mass of air in a smooth even movement, perfect ad-mixture with oil in correct proportion for highest combustion efficiency.

Nozzle of latest improved design will atomize 28-30 Baume, known as No. 3 A.O.B.A. specifications, or lighter oils, with a fog-like spray.

Motors—(Model N. 8) Split Phase, 110 volts, 60 cycle, alternating current, 1750 r.p.m. Small current consumption. Model N. 8, 1/10 hp. motor—Model N. 18, 1/6 hp., Model N. 28, 1/5 hp.

Ignition—Two-pole transformer, hot spark, designed for heavy duty, minimum temperature rise, low input, shielded secondaries, built-in radio interference eliminator. Tested for maximum breakdown of 15,000 volts.

Controls — Minneapolis - Honeywell Series 10, low voltage room thermostat, type R-117-3 Protectoclay (stock mounted) or combustion safety device and boiler or limit control (either high or low voltage, as desired).

Pump — Rotary type; connected directly to motor shaft. Simple and quiet.

Fan — Fabricated light aluminum, strong and accurately balanced. Mounted on motor shaft with no intermediate connections.

Strainers—A series of two strainers used, with ample capacity to remove dirt and sediment from oil.

Accessibility—Fan or blower housing, and inspection cover in one light-weight casting. When removed exposes entire interior mechanism.

Legs—Three legs provide a sturdy mounting with easy adjustability.

Approvals—Listed as standard by Underwriters' Laboratories, and approved by all leading state and municipal safety boards of fire departments.

Write NORGE CORPORATION for further details.



Norge Whirlator Oil Burner