NOTICE: If the film image is less clear than this notice, it is due to the quality of the document being filmed

NLI 109985

N13577

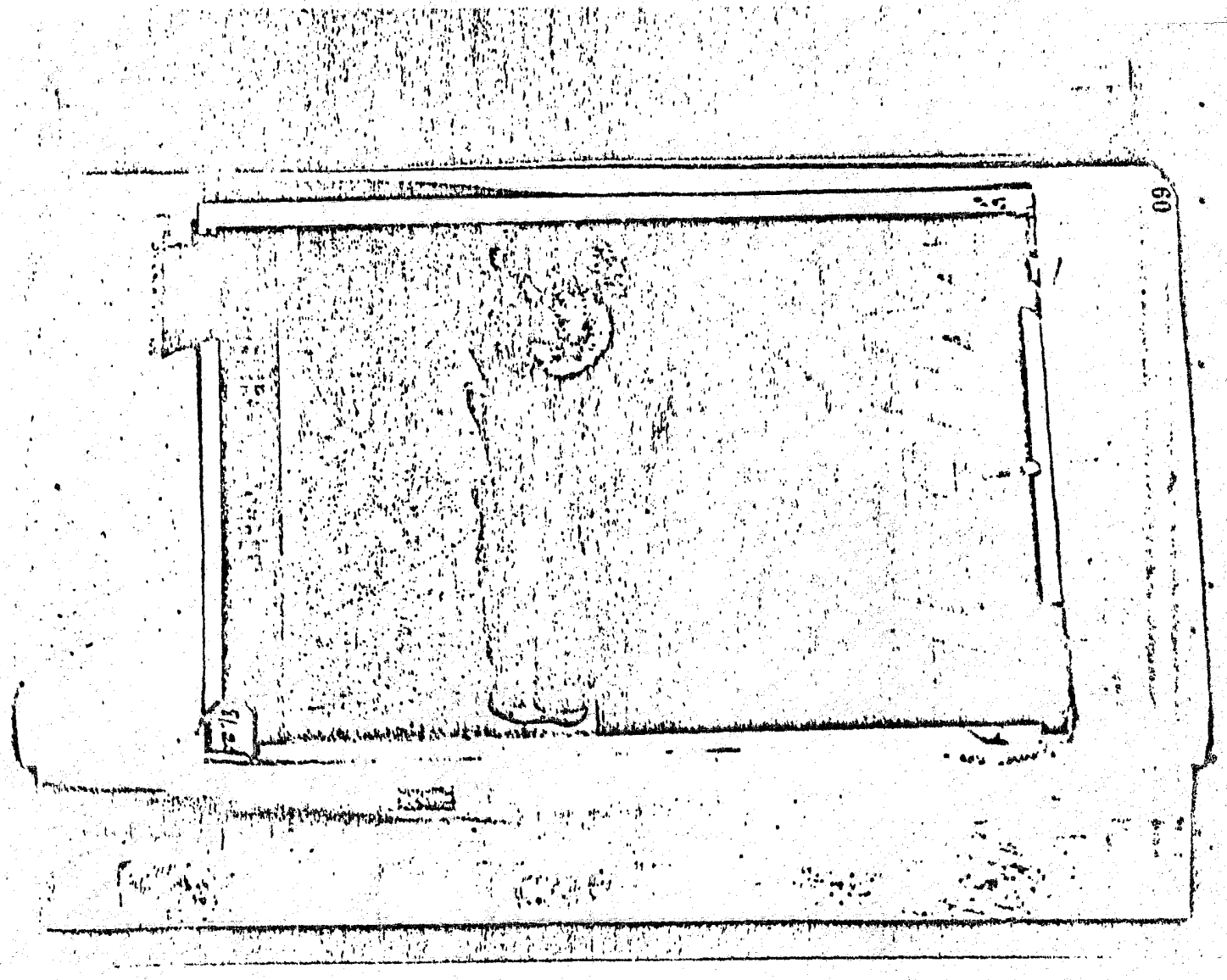

NOTICE: If the film image is less clear than this notice, it is due to the quality of the document being filmed

NLI 109986

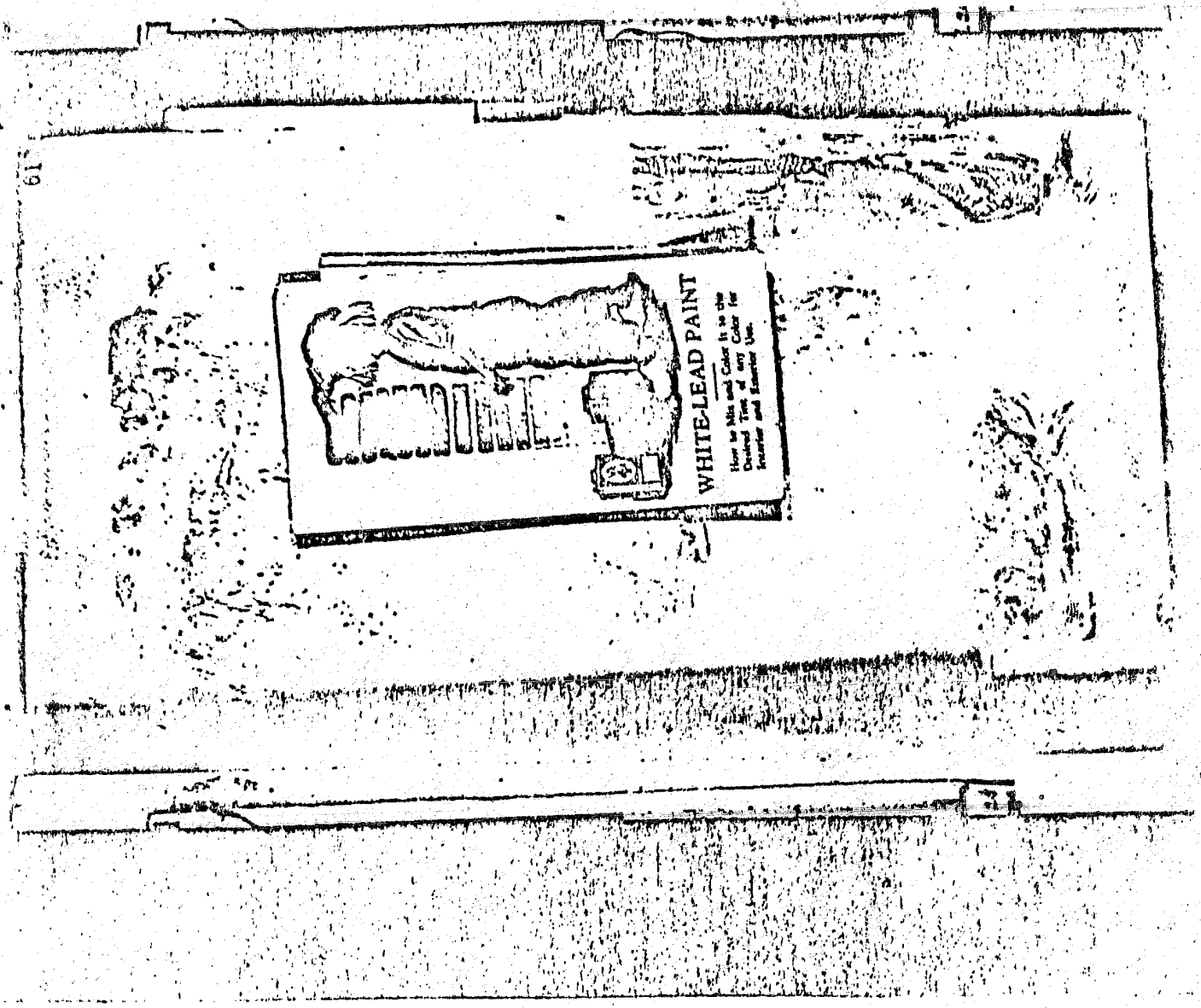

NOTICE: If the film image is less clear than this notice, it is due to the quality of the document being filmed

00059

NLI 109987

NOTICE: If the film image is less clear than this notice, it is due to the quality of the document being filmed

00059

NLI 109988

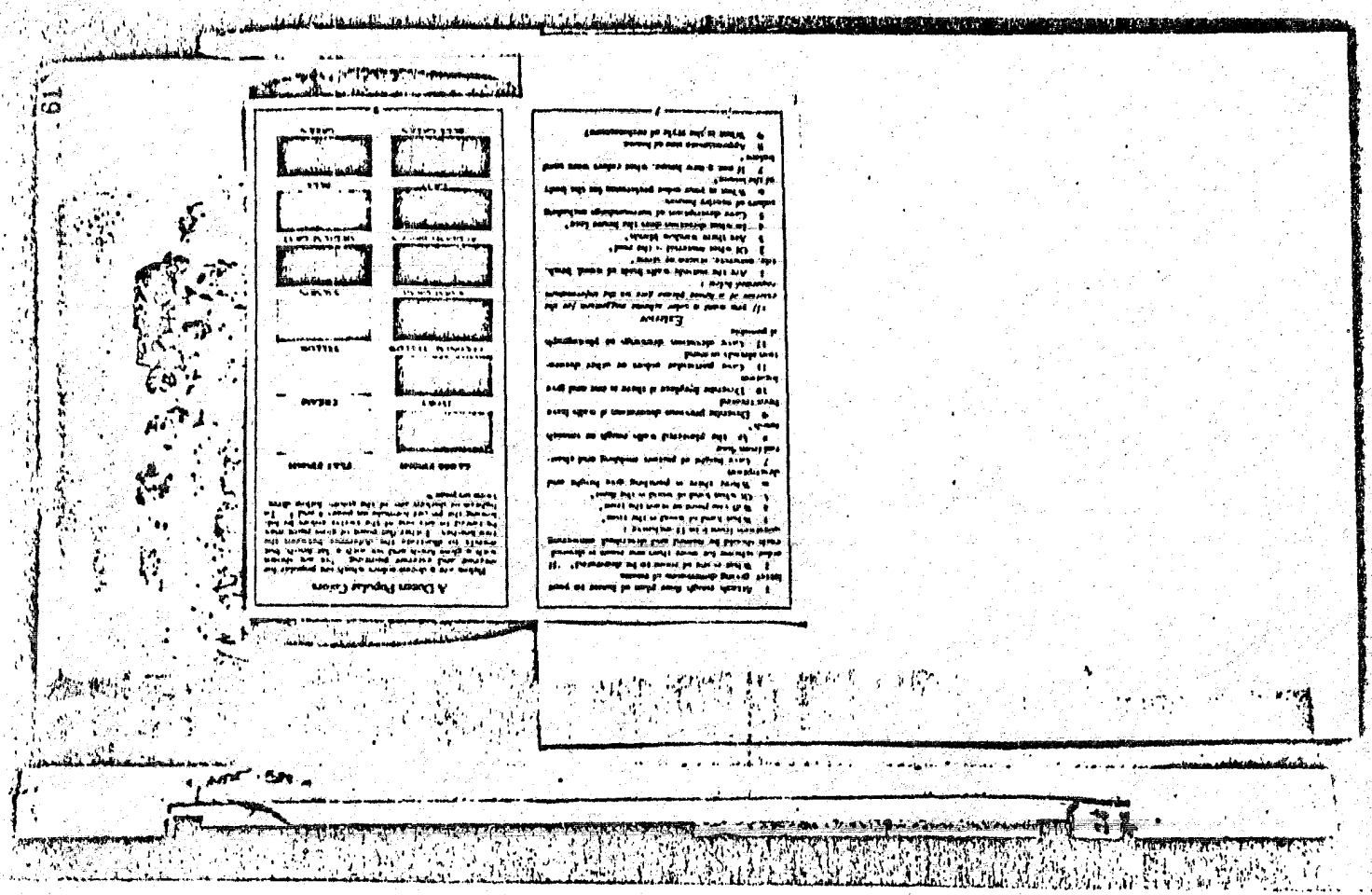

NOTICE: If the film image is less clear than this notice, it is due to the quality of the document being filmed

00059

NLI 109989

How to Get the Desired Tint of Any Color

Advantages of Tint Selection at Color

NATIONAL LEAD COMPANY

Tinting the Paint

Being white paints, Dutch Boy Liquid Lead and Dutch Boy Flat Paint may be tinted to any desirable color by the addition of the proper colors-in-oil. To obtain the colors shown in the folder herewith, follow the formulas given on pages 4 and 5 using for each gallon of paint the amount of tinting materials specified.

In tinting either paint, first add the colors-in-oil to about twice their volume of the paint. Stir thoroughly. Then add the remainder of the paint.

Keep in mind that colors-in-oil produced by different manufacturers vary in strength, which makes any formula only approximate. Therefore add the colors-in-oil gradually and stop when the desired tint is obtained, even if some tinting matter is left over. If, after using all the tinting matter called for by a formula, the tint is too light, add more colors-in-oil until you arrive at the color wanted.

NATIONAL LEAD COMPANY
Atlantic Branch
111 Broadway New York, N. Y.

NOTICE: If the film image is less clear than this notice, it is due to the quality of the document being filmed

00059

NLI 109990



NOTICE: If the film image is less clear than this notice, it is due to the quality of the document being filmed

00059

NLI 109991

