OCT 28 1982 (DATE) | L2H83 (LOT) | 4226* (EST WGT) | ( ) KY-908-D (G) FWP 10/05/82 | COMTYP JOB NAME: 03KY908DMG

STANDARD HRS. _____ TIME _____ M

LOCATN	CG	CODE	PQ	LOT	DRY* WEIGHT	DRY CONT	NO. PKG	PKG WGT	TOTAL WEIGHT	ACTUAL USE LBS
	14	YC-3	93	K2B05	------	------	40	50	2000	-------
	14	YC-3	93	K2B04	------	------	9	50	450	-------
	14	YC-3	93	K2B03	------	------	14	50	700	-------
	14	YC-3	93	------	------	------	---	---	------	-------

NON-BLEEDING

EQUIPMENT		NAME : "KROLOR" YELLOW-LIGHT	USE LBS	N-CODE	ACCT LBS
		"BEFORE USING SV MAKE SURE N-28-D LINE (HYDROCHLORIC ACID) IF ANY IS BLANKED OFF."			
203 & 205	1	RUN 60"(990 G) WATER IN V-203. SET AGITATOR ON HIGH SPEED.			
	2	WEIGH IN DRUM & POUR IN (SODIUM SILICATE)	420	32-D	420
	3	DUMP IN AND STIR 5 MIN (CHROME YELLOW)	63X50	YC-3-B	3150
1		RECORD: START 4Am LOT K2B05	2000		
		FIN 6am K2B04	450		
		K2B03	700		
	4	ADJUST TO 75" (1275 G) *NOTE: VOLUMES HIGHER THAN 75" MAY CAUSE DUSTING IN EXHAUST HOOD.			
	5	WITH AGITATOR ON LOW SPEED PUMP V-203 THRU HOMOG AT 2400-2600 PSI INTO V-205			
	6	WHEN V-203 MT, WASH COLOR THRU HOMOG WITH MIN OF HOT WATER AT 2400-2600 PSI INTO V-205			
	7	RECORD: V-205 VOL 58" & ADJ TO 60" (2100 G)			
	8	INSPECT HOMOG STRAINER & CLEAN IF NECESSARY			
205 SV	9	RUN 10" (514 G) WATER INTO V-244 START AGITATOR			
	10	PUMP V-205 THRU HOMOG AT 4800-5200 PSI INTO SV.			
2		RECORD: TIME START 850 TOTAL MINUTES 100			
		NOTE: IF HOMOG PRESSURE FALLS BELOW 4800 PSI, 3-WAY VALVE WILL RECIRCULATE SLURRY TO V-205			
	11	WHEN V-205 MT, RUN IN 5" (240 G) WATER & PUMP THRU HOMOG AT 4800-5200 PSI INTO SV			
SP & CP	12	SP STEP 01 - SET FORMULA SELECTOR TO POSITION 2 (V-243) OR POSITION 7 (V-244)	NOV 1	1982	
	13	PRESS SV CAM RESET PB - SET 22 TC IN AUTO REMOTE (TEMP IS SET AT 190-194*F)			
3	14	RECORD LEVELS & SET R/M COUNTER #1 AS FOLLOWS:			
		A. 11LG 30 % PRESET #2 95 GAL (LIQUID ALUM)		115-D	504
	15	SET STRIKE FLOW CONTROLLERS AS FOLLOWS:			
		3FC10 (N-27-D CONTROLLER - SULFURIC ACID 60%) IN MANUAL 0.65 GPM		27-D	218
		3FC20 (N-27-D WATER) IN MANUAL LOCAL 5.2 GPM			
		3FR10 (N-27-D/WATER) RATIO 0.8			
		8FC10 (N-32-D CONTROLLER) IN MANUAL 0.87 GPM		32-D	1476
		8FC20 (N-32-D WATER) IN MANUAL LOCAL 4.8 GPM			
		8FC20 (N-32-D WATER) IN REMOTE			
		8FR10 (N-32-D/WATER) RATIO 1.1			

EQUIPMENT		PAGE 2 CG 03 KY-908-D	USE LBS	N-CODE	ACCT LBS
	16	OPERATOR STEP PB			
320	17	RECORD LEVEL 2LG 64% IF (35% FOLLOW SOLUTION			
SV		MAKE-UP PROCEDURE FOR N-27-D			
SP	18	ADJUST SV TO 47° (2400 G)			
CP	19	RECORD PH 9.4. ADJ TO 11.0-11.2 WITH N-7-D			
		(CAUSTIC SODA SOLN) AT 5% (10 PARTS WATER TO 1			
		PART N-7-D)			
4		SIPHON INTO SV. RECORD: PH 11.1. ASSUME 50%	56	7-D	28
	20	OPERATOR STEP PB			
	21	SP STEP 06/39. AFTER HEAT-UP RECORD: PH 9.3			
SV	22	SWITCH 3FC20, 8FC10, & 8FC20 TO AUTO			
SP	23	OPERATOR STEP PB			
	24	SP STEP 10/43. WHEN 3FC20, 8FC10 & 8FC20 FLOWS			
		ARE IN LIMITS, SWITCH 3FC10 TO AUTO & PB			
5	25	SP STEP 11/44. WHEN 3FC10 & 3FC20 FLOWS ARE IN			
		LIMITS, SWITCH 3FC20 TO REMOTE			
	26	OPERATOR STEP PB			
	27	DURING STRIKE RECORD:			
		SP STEP 1110 AM		1ST PH	
		V-243/V-244 PH RANGE TIME	N-27 OFF 10 MIN	9.0	
		13/46 (30 MIN) 9.5 9.3-10.0 1:40			
		14/47 (60 MIN) 9.5 9.3-10.0 2:10			
		15/48 (2 HRS) 9.5 9.3-10.0 3:10			
		16/49 (2 HRS, 25 MIN) 9.5 9.3-10.0 3:35			
		17/50 (FINAL 3 HRS) 8.0 7.5-8.5 4:10 AM			
		NOTE: IF PH NOT IN RANGE, NOTIFY SUPV & NOTE			
		IN LOG. IF FINAL PH >8.5, ADJ TO 7.5-8.5.			
		& RECORD: PH ___. ASSUME 77%	___	27-D	____
	28	SIFT IN (BLANC FIXE N)	55	128-A	55
385	29	ADD 42° (320 G) WATER TO V-385			
.6	30	ADD & STIR FOR 2 MIN FOR S 57 ASSUME 50%	60	7-D	130
	31	DURING STRIKE CHECK LEVEL IN V-387.			
387	32	IF LOW LEVEL LIGHT IS NOT LIT, GO TO S-35			
7	33	IF LOW LEVEL LIGHT IS LIT, VERIFY BY CHECKING			
		THAT LOW LEVEL PEG IN VAT IS ABOVE SURFACE			
	34	IF VISUAL CHECK CONFIRMS LOW LEVEL, FOLLOW			
		STEARATE MAKE-UP PROCEDURE.			
	35	RUN IN 25° (244 GAL). DO NOT MAKE UP THIS			
		SOLUTION MORE THAN 30 MINUTES IN ADVANCE.			
		DELAY BETWEEN END OF STEP 41 HEAT-UP AND			
		START OF STEP 48 HOMOGENIZATION SHOULD BE			
		LESS THAN 30 MINUTES.			
388	36	TURN ON STEAM & AGITATOR			
8	37	ADJUST TO 32° (317 GAL) AT 178-182*F			
	38	SET BADGER METER FOR 466#			
	39	PUMP IN FROM V-387 THRU UNDERSRFCE DISTRIBUTORS	378	169-A	378
		AS FAST AS POSSIBLE (ISOBUTYL STEARATE, BUTYL	44	155-A	44
		STEARATE, EMCOL P-10-59)	44	160-A	44
	40	SHUT OFF PUMP			
	41	STIR 30 MIN AT 178-182*F FOR S 48			
	42	DO NOT SHUT OFF AGITATOR			

LOT= _____ _ COMTYP JOB NAME: 03KY908DMG PAGE 03 DATE PRINTED:10/05/82

EQUIPMENT		PAGE 3 CG 03 KY-908-D	USE LBS	N-CODE	ACCT LBS
SV-& SP-9	43	WHEN S28 COMPLETE HEAT SV TO 198-200 DEG F IN 5 TO 10 MIN			
	44	CLOSE WATER LINE & DISCHARGE VALVES AT STEARATE PUMP			
	45	OPEN V-388 DISCHARGE VALVES TO STEARATE PUMP INLET			
	46	OPEN WATER VALVE AT STEARATE PUMP & RUN WATER THRU HOMOG AT 2900-3100 PSI, TO SEWER			
	47	WHILE HOMOG WATER AT 2900-3100 PSI, OPEN HOMOG DISCHARGE VALVE TO SV AND CLOSE VALVE TO SEWER			
	48	IMMEDIATELY OPEN STEARATE PUMP DISCHARGE VALVE, TURN ON PUMP & HOMOG V-388 TO SV AT 2900-3100 PSI. MAINTAIN SV AT 198-200*F.			
	49	WHILE HOMOG V-388 TO SV, SHUT OFF WATER VALVE AT STEARATE PUMP ASAP			
	50	WHEN HOMOG COMPLETE, RINSE IN V-388 WITH HOT WATER FROM HOT WATER MIXER			
	51	WHEN S50 COMPLETE TURN OFF HOMOG & STEARATE PUMP			
	52	STIR 5 MIN AT 198-200*F			
	53	SHUT OFF STEAM			
	54	WHEN S53 COMPLETE, OPERATOR PB			
	55	SP STEP 23/53 RECORD PH 3.2 (3.3-3.7)			
	56	IF NECESSARY, ADJ PH TO 3.3-3.7 (DOWNWARD ONLY) & RECORD: PH____.			
		NOTE: USE LIQUID ALUM, N-115-D. ADD TO SV VIA BADGER METER. STIR 5 MIN AFTER EACH ADDITION. ASSUME 50%	_____	115-D	_____
	57	RUN IN N-7-D FROM S-30 IN 10-12 MIN & STIR 5MIN			
	58	RECORD: PH 4.4 (4.2-4.4) & IF NECESSARY, ADJ TO PH 4.2-4.4 & RECORD: PH____. ASSUME 50%	_____	7-D	_____
		(DILUTE 10 PARTS TO 1 WITH WATER) ASSUME 78%	_____	27-D	_____
		SIPHON N-7-D INTO SV			
	59	OPERATOR STEP PB			
	60	OPERATOR STEP PB			
	61	SP STEP 60 - BATCH COMPLETE			

START TIME	START SP STEP	FINISH TIME	FINISH SP STEP	OPERATOR
8:00A	_____	5:30 PM	_____	126
11:00P	_____	5:30 AM	_____	322-320

DUP050059927


2.0
1.8
1.6
1.4
1.2
1.0
.8
.6
.4
.2
0
PRINTED IN U.S.A.

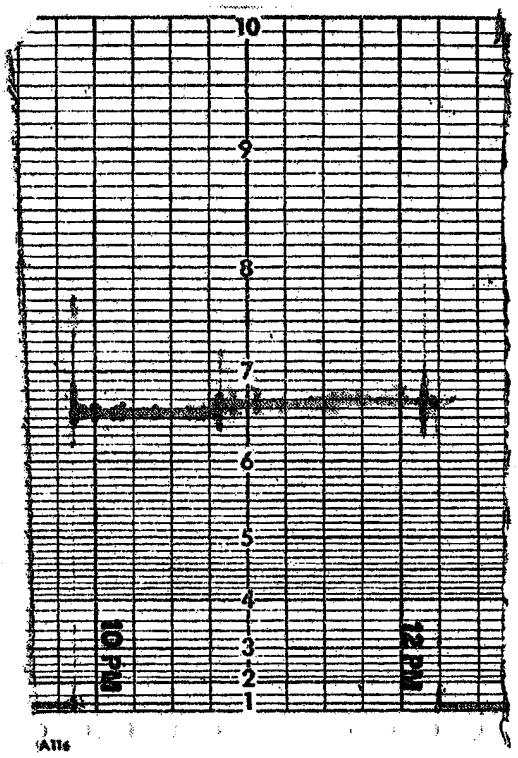

DUP050059929

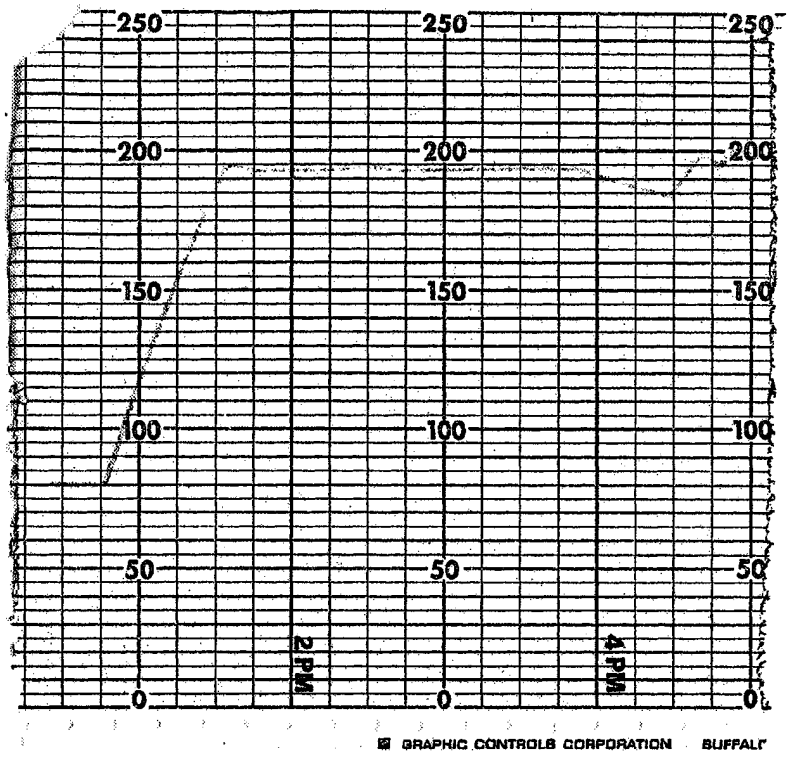
250
200
150
100
50
0
2 PM
4 PM
GRAPHIC CONTROLS CORPORATION



DUP050059931

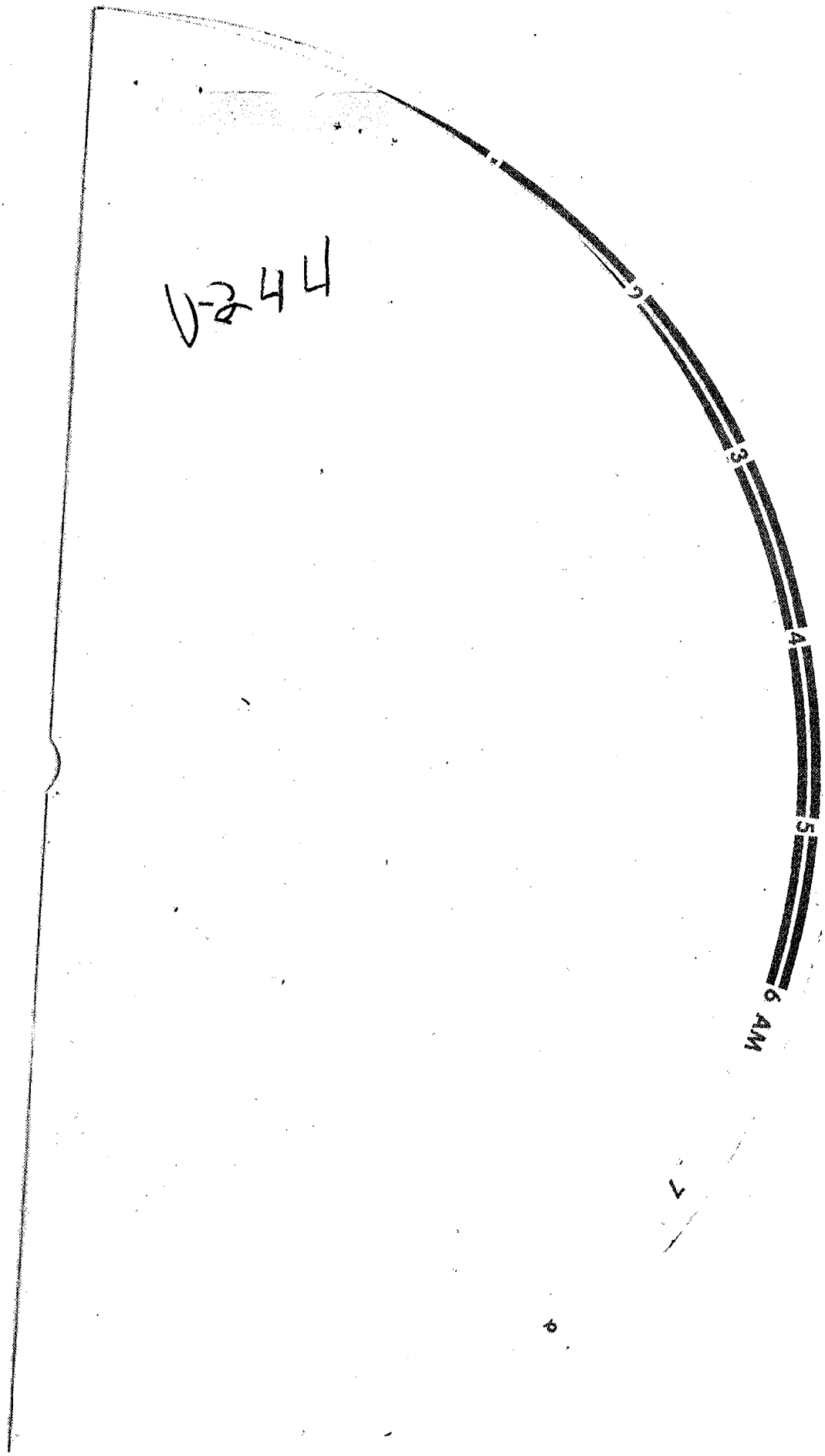

DUP050059932