PLAINTIFF'S EXHIBIT

GP-1044

1968 GP CATALOG F

guide to
GYPSUM WALLBOARD
and LATH & PLASTER
PRODUCTS for Dealers

- Gypsum Wallboard Products
- Joint System and Accessory Products
- Tile Backer Board–Firestop Type™ XXX
- X™ Gypsum Sound Deadening Board–Eternawall™ Vinyl Surfaced Gypsum Paneling
- Gypsum Lath
- Gypsum Plaster





GP
GEORGIA-PACIFIC
GYPSUM DIVISION

A.I.A. FILE NO. 10-D
N.A.H.B. INDEX NO. 265

SGP 0003980

WALLBOARD PRODUCTS

G-P/BESTWALL

Products	Thickness	Widths	Lengths	Edge	Description
G-P/Bestwall Regular Wallboard	¼″ ⅜″ ½″ ⅝″	4′	6′ to 16′ in even feet	T, S, B	G-P/Bestwall Regular Gypsum Wallboard is manufactured with Tapered or Square Edges and faced with a strong, cream-colored paper which will accommodate any type of decorative treatment. The gypsum rock core is reinforced with miles of glass fibers. The back paper, which is gray, is as strong as the face paper. The ½″ and ⅝″ wallboard with Tapered edges is recommended for single layer application in new construction. Tapered edges are designed to be reinforced with G-P/Bestwall Joint System products which lend itself to a smooth, seamless surface. Square edges are recommended for use where exposed joints are acceptable. The resistance to fire exposure and sound transmission increase with the use of greater board thickness and the number of layers of board used. (See the Technical Data Charts on pp. F/8 thru F/11.)
G-P/Bestwall Firestop XXX	½″ ⅝″	4′ (2′ on order)	6′ to 16′ in even feet	T, S, B	New Improved G-P/Bestwall Firestop face marked Type "XXX" which carries a 45 minute to 3 hour fire resistant rating, has all the advantages of the original Type "X" Firestop with greater glass fiber reinforcement and a lower weight. Unexpanded vermiculite in the core balances gypsum shrinkage by expanding when exposed to heat, while the textile glass filaments keep the core intact even after its chemically combined water has been released, giving a thermal stabilized core. The original Type "X" gypsum wallboard provided a full 1 hour fire retardant rating in single layer application over incombustible (metal) and combustible (wood) framed walls, partitions, floors and ceiling assemblies. Now through greater glass fiber reinforcement, its fire resistance has been increased (see tabulations Page F/8 thru F/11) and the weight substantially reduced.
G-P/Bestwall ¼″ Gypsum Sound Deadening Board	¼″	4′	8′	S	G-P/Bestwall Gypsum Sound Deadening Board meets the requirements of the most sophisticated sound control systems available with the added convenience of being one of the easiest sound control materials to install. It is designed and formulated for high sound transmission loss, structural strength and incombustibility. When applied over 2½″ steel studs or 2 x 4 wood studs, one layer of ½″ G-P/Bestwall Firestop over one layer of ¼″ Gypsum Sound Deadening Board gives a 1-hour fire resistive wall and a 45 S.T.C.
G-P/Bestwall Fiber Sound Deadening Board	½″	4′	8′	S	G-P/Bestwall Fiber Sound Deadening Board is a low density, fiber board product, made principally from wood or cane fiber. G-P/Bestwall Fiber Sound Deadening Board is designed for use in wall systems and in floor and ceiling systems where a reduction in the passage of sound from room to room is desired. G-P/Bestwall Fiber Sound Deadening Board is ideal for residential or apartment type construction. To achieve a 1 hour fire rating, apply one layer of ⅝″ G-P/Bestwall Firestop over the G-P/Bestwall Fiber Sound Deadening Board. This material is also easy to cut or score and is lightweight for rapid application.
G-P/Bestwall Tile Backer Board	½″	4′	8′, 11′ 12′	T	**Regular**—This is a water-resistant gypsum product with a light blue face paper, designed for use as a base for the adhesive application of ceramic, metal or plastic tile. The gypsum core consists of incombustible gypsum rock, reinforced with glass fibers, combined with an emulsion giving high water resistance. This new G-P/Bestwall product is ideal for bathrooms, kitchens, powder rooms and all high moisture areas. G-P/Bestwall Tile Backer Board can be erected as easily as wallboard and requires no finishing of joints or nail heads with joint treatment nor further waterproofing under tile applied adhesively unless required by local code. Tile Backer Board is sealed at cut edges and joints with a special 2½″ wide self-adhering vinyl tape.
	⅝″	4′	8′, 11′ 12′	T	**Firestop**—This contains the factory treated water-resistant core and treated face and back paper plus the addition of unexpanded vermiculite and greater glass fiber reinforcement which gives increased fire protection and strength. Where fire rated assemblies are required in areas subject to moisture, such as partitions between bathrooms and other interior areas, most building codes allow the use of G-P/Bestwall Firestop Tile Backer Board in these areas. The use of ⅝″ Firestop Tile Backer will give a 1 hour fire rating.
G-P/Bestwall Insulating Gypsum Wallboard	⅜″ ½″ ⅝″	4′	6′ to 16′ in even feet	T, S	**Regular**—Regular Insulating Gypsum Wallboard is regular gypsum wallboard, reinforced with glass fibers for greater strength, with bright aluminum foil laminated to the back surface. In a single layer application it provides the advantages of regular gypsum wallboard plus having effective insulation and vapor barrier qualities. A separate and continuous vapor barrier automatically ascends on the warm side of the wall when G-P/Bestwall Insulating Gypsum Wallboard is applied. The aluminum foil, facing a ¾″ minimum air space, reflects 90% of radiant heat, providing insulation qualities equal to ½″ of fiberboard insulation (tested by U. S. Bureau of Standards). Panels must be installed with foil side against the studs. To have reflective insulation value, FHA requires the foil to face a minimum air space of ¾″.
	⅝″	4′	6′ to 16′ in even feet	T, S	**Firestop**—This is the regular insulating gypsum wallboard with the addition to the core of unexpanded vermiculite and greater glass fiber content for increased fire protection. Through the proper use of this product desired fire-rated assemblies can be achieved.
G-P/Bestwall Eternawall—Vinyl Surfaced Wallboard:					
Standard Line	½″ (Special order ⅜″ and ⅝″)	4′	8′ (Other lengths available on special order.)	V Joint (S on special order.)	Colors—Avocado, Gold, White, Beige, Orange, Jasper Green, Fawn, Snowdrift White, Honey Gold, Sand, Woodmere Walnut, Teak, Pecan and American Walnut.
Decorator Line	½″ (Special order ⅜″ and ⅝″)	4′	8′ (Other lengths available on special order.)	V Joint (S on special order.)	Colors—Available in 18 patterns and over 200 decorator colors. Samples available upon request. The lowest cost for Decorator Line panels is based on a minimum order of 12,000 sq. ft. in one color and pattern. Allow eight weeks lead time.

 For rated fire resistive construction use G-P/Bestwall gypsum products with G-P Paneling. See "Georgia-Pacific Guide to Products for Interior Paneling."

SGP 0003981

G-P/BESTWALL

Products	Thickness	Widths	Lengths	Edge	Description
G-P/Bestwall Eternawall—Vinyl Surfaced Wallboard (continued)					**Regular**—This panel has the vinyl surface factory laminated to Regular Gypsum Wallboard. Available in a variety of colors and textures, it provides beauty and utility to commercial, institutional and home interiors. Eternawall is strong and resilient. The solid gypsum core is incombustible. In combination with the vinyl covering it has a flame spread of 30. It offers excellent fire protection. Eternawall colors won't fade. The deep linen-textured vinyl surface can be scrubbed without damage to color, texture or design. Because of its ability to take hard wear and to resist stains, Eternawall is ideal for restaurants, hotels, clubs, and hospitals as well as home use.
					Firestop—This panel has the vinyl surface factory laminated to a Firestop XXX panel which has unexpanded vermiculite and additional glass fibers added to the core to give it additional fire resistance. With this technically designed ⅝" gypsum core, a 1 hour or greater fire rating may be obtained on wall assemblies.
G-P/Bestwall Gypsum Sheathing	½"	2' and 4'	8' and 9'	S, T & G	**Treated**—G-P/Bestwall Gypsum Sheathing is the only gypsum sheathing reinforced with glass fibers. The gypsum core consists of incombustible gypsum rock combined with an asphalt emulsion to provide high resistance to water. All G-P/Bestwall Gypsum Sheathing meets ASTM C79-54, including requirement for water resistance. This eliminates the need for building paper (except where required by local building code). The 2' wide sheathing is made with precision-cut tongue and groove edges to provide a structurally strong and stable wall. "V" tongue and groove edges fit snugly, minimizing wind infiltration. The 4' wide square edge sheathing, applied vertically, completely eliminates the need for corner bracing. It is designed to meet requirements of FHA Technical Circular 12.
					Untreated—G-P/Bestwall Gypsum Sheathing is the only gypsum sheathing reinforced with glass fibers. Sheathing serves the purpose of providing a cover or skin over the framing of a structure (wall or roof) and if properly applied contributes to structural rigidity, reacting against forces tending to distort, and as in the case of G-P/Bestwall Gypsum Sheathing has a fire resistive factor. With a combination of materials, you may obtain 1 and 2 hour fire ratings. See Page F/8 thru F/11 for tables showing ratings of various wall assemblies.
G-P/Bestwall Gypsum Firestop Backer Board	⅝"	2' and 4'	8' to 16'	S, T & G	G-P/Bestwall ⅝" Firestop Gypsum Backer is used as a backing for decorative surface treatments of acoustical plasters, tile, plywood and various veneers. A single layer application of ⅝" G-P/Bestwall Firestop Gypsum Backer on both sides of wood or steel framing, enables loadbearing or non-loadbearing wall assemblies to resist temperatures rising to 1700° F. in the ASTM standard time temperature curve for one hour. Firestop Gypsum Backer consists of a gypsum core with unexpanded vermiculite, reinforced with literally miles of high tensile strength glass fibers, firmly bonded to a fibrous gray paper on both sides.
G-P/Bestwall Ceiling Tile Backer	⅜" ½" ⅝"	2' and 4'	8'	S	G-P/Bestwall Gypsum Backer, designed for first or base layers in field lamination of gypsum wallboards, acoustical tile and other compatible materials with adhesives, provides low cost, level surfaces for further decorative treatments. It may be applied over loadbearing or non-load bearing wood or metal framing with nails, screws or staples.
G-P/Bestwall 1" Coreboard	1"	2'	Custom cut up to 14'	S, T & G	1" Gypsum Coreboard is available in two styles. a. A homogenous core with a tongue and grooved joint. b. Two layers of ½" backer board, laminated. 1" Gypsum Coreboard is used for the core material in various, all-gypsum partition assemblies.
G-P/Bestwall Grid Board	⅜"	23¾"	23¾"	S	Regular G-P/Bestwall Wallboard with a glass fiber reinforced core fabricated as an economical, lay-in panel, for suspended ceiling systems.

G-P Wallboard Edges T — Tapered S — Square B — Beveled (Special Order)

G-P/BESTWALL GLASS FIBER REINFORCEMENT





Literally miles of glass fibers have been mixed into the gypsum core of all G-P/Bestwall Wallboards. This is an extremely important factor to consider when specifying wallboard.

Glass fiber filaments of uniform strength and length are as strong as high strength steel of the same size.

The addition of these glass fibers adds greater resilience, strength and handling ease to the wallboard. Should the water of crystallization of the gypsum mixed be driven off in the form of steam by excessive heat, the remaining fiber glass content will help the wallboard remain rigid.

For further information write directly to the G-P, Gypsum Division, Portland, Oregon, or consult nearest sales office listed on the back of this catalog.

COVER PHOTOGRAPH
Lake Point Tower
Chicago, Illinois

SGP 0003982

JOINT SYSTEM AND ACCESSORY PRODUCTS

	Product	Lb. Package	Description
	**G-P/Bestwall Triple Duty Joint Compound**	25 and 50	G-P/Bestwall Triple Duty Wallboard Joint Compound is a vinyl multi-purpose joint system produc A single bag offers taping, topping and texturing. It can be used for all coats in the reinforcing a concealing of joints in gypsum wallboard construction. The binder in Triple Duty, being a vinyl, give this product a wet life of 30 to 60 days duration. This allows pre-mixing in large quantities prior t application. Triple Duty can be applied using standard hand or mechanical tools. There is low shrin age and it is easily sanded. When the application is completed, the surface is ready for priming an decoration as desired with no further preparation necessary. **Coverage:** 60 lbs. per 1,000 sq. f (12-50 lbs. per 1,000 sq. ft. when used as a texturing material.)
	**G-P/Bestwall Joint Compound Bedding Compound Topping Compound**		G-P/Bestwall Joint System products are designed to conceal joints and nail heads and "surface weld" wallboard panels together. Properly used, these products assure smooth, seamless appearance of walls and ceilings, with joints as strong as the wallboard itself.
		18 and 25	Wallboard Joint Compound — A compound used for both bedding and topping tape and for spotting nail heads. Sanding may be eliminated by careful application. **Coverage:** 60 lbs. per 1,000 sq. ft.
		25	Bedding Compound — Designed to provide maximum adhesion of tape to the joints. It spreads smoothly and may be hand or machine applied. **Coverage:** 15 lbs. per 1,000 sq. ft. (Used in conjunction with 45 lbs. of Bestwall Topping Compound.)
		25	Topping Compound — Used for finishing taped joints and spotting nail heads. Sanding is unnecessary if carefully applied. It is long working with low shrinkage. **Coverage:** 45 lbs. per 1,000 sq. ft. (Over 15 lbs. of Bestwall Bedding Compound.)
	**G-P/Bestwall Ready Mix Joint Compound**	1 gal. and 5 gal.	Ready Mix Joint Compound is an easy-working material for the filling of joints, and embedding the joint reinforcing tape in gypsum wallboard construction. Furnished in cans ready to use, this stable, all-purpose compound is also excellent for use in covering nail heads and forming interior and exterior angles. Ready Mix Joint Compound assures a standard mixture for uniform workability throughout the job. It has a long wet life and will not spoil even when the container is left opened. Ready Mix Joint Compound is completely compatible with the G-P/Bestwall 1-Day Wallboard Joint Compound and may be used for the topping coat over G-P/Bestwall 1-Day Wallboard Joint Compound. Ready Mix Joint Compound produces an excellent surface for any type of decoration. For best results, the surface should be primed before being decorated.
	**G-P/Bestwall All Purpose**	25	G-P/Bestwall All Purpose Compound is used for bedding tape, topping, corner bead, nail spotting and texturing. When taping be sure the compound under the tape, and the first coat over the tape is thoroughly dry before applying the next coat over the joints. When used for texturing, for best results, apply a vinyl primer to the entire area before texturing. The texture may be applied with a roller, sponge, brush or other suitable implement depending on the type of configuration desired.
	**G-P/Bestwall One Day**	25	G-P/Bestwall 1-Day Wallboard Joint Compound makes possible the taping and finishing of all wallboard joints within a single day. It is used for all coats preceding the final coat. The compound, a "setting" material, rather than the conventional drying type material, is formulated to set and harden in 2½ to 3 hours. When hardened, G-P/Bestwall 1-Day Wallboard Joint Compound **will not shrink.** This solves a major problem of wallboard installation, by eliminating days of heating unfinished homes and buildings, time lost traveling to and from jobs, and long delays while waiting for conventional materials to dry and harden. And because there is no shrinkage, quantity of compound and number of coats applied, may be reduced. A vinyl primer sealer or equivalent must be applied to the entire surface prior to texturing.
	**G-P/Bestwall Laminating Compound**	25	G-P/Bestwall Laminating Compound is an exclusive product formulated to assure adhesion between sheets of wallboard. It is a casein base dry powder product, requiring addition of water only. Easy to mix and easy to apply, it forms a permanent, positive bond. Only 30 lbs. of the compound are needed for 1,000 feet of glueline, making this a very economical product. G-P/Bestwall Laminating Compound has been proven effective through many years of actual field use. **Coverage:** Approx. 30 lbs. per 1,000 sq. ft. of glueline.

SGP 0003983

 For rated fire resistive construction use G-P/Bestwall gypsum products with G-P Paneling See "Georgia-Pacific Guide to Products for Interior Paneling."

	Product	Lb. Package	Description
	G-P/Bestwall Grabit	50	G-P/Bestwall Grabit is an adhesive which permits direct attachment of gypsum wallboard to masonry walls. It may be used on poured concrete, cinder block or concrete block walls which are reasonably straight and true and are free from surface treatment, decorations, or protrusions. Grabit may be used on exterior walls which are above grade level without waterproofing. Grabit can be used to adhere gypsum wallboard to polystyrene insulation material. Adhesion is secure and permanent, with no need for furring strips or fasteners. After being mixed with water as directed, Grabit can be applied with blade or caulking gun. Only four 1" ribbons are needed for each 4' wide wallboard panel. The adhesive fills in all normal irregularities in the masonry. *In 3 to 4 hours, Grabit sets hard, and joint taping and finishing operations may then be started.* This adhesive may be used wherever there is need to attach gypsum wallboard to masonry walls: in homes, apartments, hotels, offices, and plants. **Coverage:** Up to ¼ lb. per sq. ft. depending on roughness of base surface.
	G-P/Bestwall Texturing Materials		G-P/Bestwall Bestex A, B and C are texture materials designed to produce various texture finishes over drywall construction.
	Bestex A	25	Bestex A — contains no aggregate and can be used for both hand and spray application to produce textures such as stipple, swirl, spatter and orange peel finishes.
	Bestex B	40	Bestex B — contains a small amount of aggregate and produces medium coarse textures such as sand finishes.
	Bestex C	40	Bestex C — contains a large amount of aggregate and is used for coarse textures such as simulated acoustic finishes. Both B and C textures are for spray application only. All three textures produce hard surfaced, white, decorative finishes that have excellent light reflective qualities and hiding power. If desired, Bestex A, B, *and C can be painted with latex or vinyl paint.* **Coverage:** Bestex A - 12-50 lbs. per 1,000 sq. ft. depending upon texture. Bestex B and C- Finishes approx. 300 to 500 sq. ft.
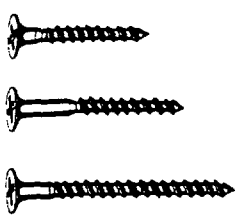	G-P/Bestwall Drywall Screws		G-P/Bestwall Drywall screws are now available in a variety of sizes for every type of wallboard application. These screws are designed especially for drywall construction whether it be gypsum to gypsum *gypsum wallboard to metal or gypsum wallboard to wood framing.* The special patented bugle head screw used when attaching wallboard, reduces the possibility of damaging the paper and produces a uniform depression for proper and easier spotting. The self-tapping quality of the screws effect rapid application when attaching wallboard to metal studs.

SPECIFICATIONS FOR WALLBOARD JOINT TREATMENT

Scope:

All walls and ceiling surfaces are included. Furnish all labor and material necessary to reinforce and conceal joints between gypsum wallboards and cover nailheads in a first-class workmanship manner.

Materials

1. One-Material Treatment—G-P/Bestwall Joint System Compound Triple Duty Joint Compound, or G-P/Bestwall Ready Mix Joint Compound. Used for bedding and for spotting nailheads.

2. Two-Material Treatment—G-P/Bestwall Bedding Compound or G-P/Bestwall One Day Wallboard Joint Compound and G-P/Bestwall Topping Compound. Apply G-P/Bestwall Wallboard Joint Compound, Triple Duty Joint Compound, Ready Mix Joint Compound, One Day Wallboard Joint Compound or Bedding Compound, and embed tape leaving uniform thickness of material under tape. Cover nail or screw heads in field of board at each application of material in joints.

(If joints are irregular or have wide cracks in some places and boards are not in same plane apply G-P/Bestwall Wallboard Joint Compound, Triple Duty Joint Compound, G-P/Bestwall Bedding Compound to taper edge joints, end joints and nail heads. Shear off surplus leaving no material on high edges. Allow 12 hours drying before taping, leaving uniform depth of taper for uniform shrinkage of joint finishes over and under tapes.)

Jointwork

If G-P/Bestwall center taper Gypsum Wallboard is used on ceilings embed tape in center taper.

When Wallboard Joint Compound, Triple Duty Joint Compound, Bedding Compound or Ready Mix Joint Compound has dried completely, cover taped joints with Wallboard Joint Compound, Triple Duty Joint Compound, Ready Mix or Topping Compound. (When 1-Day Wallboard Joint Compound is used, the taped joint can be covered as soon as initial coat is set and before it is dry.) Shear off surplus leaving uniform coverage over tape with edges well feathered.

When preceding coats are completely dry (where 1-Day is used it is only necessary for it to be hardened, not completely dry) cover joints second time with Wallboard Joint Compound, Triple Duty Joint Compound, Ready Mix Joint Compound, or Topping Compound. Shear off surplus leaving smooth, well feathered joint.

For best results and more uniform suction for decoration apply skim coat of wallboard Joint Compound, Triple Duty Joint Compound, Ready Mix Joint Compound or Topping Compound over entire surface shearing off excess material tightly. (See Joint Treatment Product Sheet GP-67285.)

Joint system products

Bestwall Joint System Products are designed to conceal joints and nailheads. All have easy working characteristics and very low shrinkage. Used in recommended joint treatments, they literally surface weld G-P/Bestwall Gypsum Wallboard Panels together,

3

TILE BACKER BOARD
water resistant wallboard

G-P/BESTWALL

G-P/Bestwall Tile Backer Board is a water-resistant gypsum product with a light blue face paper, designed for use as a base for the adhesive application of ceramic, metal or plastic tile. The gypsum core consists of incombustible gypsum rock, reinforced with glass fibers, combined with an emulsion giving high water resistance. This new G-P/Bestwall product is ideal for bathrooms, kitchens, powder rooms and all high moisture areas.

For fire rated partitions between bathrooms or interior areas subject to moisture use 5/8" Firestop Tile Backer proven by Underwriter's Laboratories in a 1-Hour assembly over wood studs.

Tile Backer Board is sealed at cut edges with a special 2½" wide self-adhering vinyl tape. Approximately one roll per msf. wallboard. Also used over any joints under tile.







1. Scope of work

A. G-P/Bestwall Tile Backer Board shall be applied, as a base for (ceramic) (metal) (plastic) tile, to all wall areas where such tile serves as the finished decorative surface (and/or water barrier).

B. The contractor shall supply all tools, materials, and labor necessary and required to complete all work included in this section.

C. Adequate blocking for (tub) prefabricated receptor) (sub pan) etc., is covered in section on Framing.

D. All materials shall be new, and used in strict accordance with the manufacturer's directions.

2. Materials

A. ½" thick G-P/Bestwall Tile Backer Board, manufactured by Georgia-Pacific Gypsum Division.

B. G-P/Bestwall Vinyl Tile Backer Board Tape, marketed by Georgia-Pacific Gypsum Division.

C. GWB =54 1¼" ring shank nails or equal.

D. Screws, if used as an alternate method of fastening, shall be 1" long drywall screws.

E. Temporary strip or shim of wood or a specially designed permanent metal section.

3. Workmanship

A. All framing members shall be rigidly fastened, plumb, and true.

B. Installation of (tub) (prefabricated receptor) (sub pan) shall have been completed prior to erection of Tile Backer Board.

C. Studs shall be furred out as necessary, around (tub) (prefabricated receptor) (sub pan) so that the face of the water resistant wallboard, when installed, shall be flush with the upper lip of the (tub) (prefabricated receptor) (sub pan).

D. Tile Backer Board shall be applied horizontally so as to minimize butt joints with paper bound edge along edge of (tub) (prefabricated receptor) (sub pan).

E. The contractor shall use a temporary strip or shim between the edge of Tile Backer Board and the lip of the (tub) (prefabricated receptor) (sub pan). When the temporary strip or shim is removed, a clearance of ¼" shall exist between the edge of the Tile Backer Board and the lip of the (tub) (prefabricated receptor) (sub pan). A metal section especially designed for this purpose may be attached to the framing before the Tile Backer Board is erected.

F. Tile Backer Board shall be fastened to side walls with nails spaced 8" o.c. Where side walls are to be faced with ceramic tile thicker than ¼", nails shall be spaced 4" o.c.

G. Tile Backer Board shall be fastened to ceilings with nails spaced 7" o.c. (adhesive application of tile to wallboard ceilings is not recommended).

H. If adhesive nail-on application is used as an alternate method of fastening, the contractor shall use not less than 2 nails per board width per support.

I. Where it is necessary to cut Tile Backer Board, the resulting exposed core shall be covered over with vinyl tape treatment prior to erection. In addition, where pipe holes occur, the contractor shall apply short lengths of vinyl tape to cover the exposed core. This can be accomplished by applying strips of tape through the holes from face of board to back, to completely seal exposed core in perimeter of openings. Following erection of Tile Backer Board, the contractor shall apply vinyl tape over all edge joints. In addition, any exposed core still remaining such as nail holes, damaged face areas, openings around plumbing fixtures, shall be covered with vinyl tape.

J. Vinyl tape shall not be applied to side walls and ceilings above the tile line. Tile Backer Board above the tile line shall receive standard joint treatment. This area shall be primed and painted as other painted areas.

G-P/BESTWALL "NEW IMPROVED" FIRESTOP™ TYPE XXX

New Improved G-P/Bestwall Firestop face marked Type "XXX" combining all the advantages of the original gypsum wallboard in the original Type "X" gypsum wallboard with a gypsum core with unexpanded vermiculite and greater glass fiber reinforcement and a lower weight than ever before gives increased fire protection, strength and better nailing qualities. The vermiculite balances gypsum shrinkage by expanding when exposed to heat, while the textile glass filaments keep the core intact even after its chemically combined water has been released, giving a thermal stabilized core.





Advantages

Economical – Large, lightweight panels handle easily and can be scored and snapped or cut to desired size.

Low Cost – New Improved G-P/Bestwall Firestop is one of the lowest cost fireproofing materials available today.

Crack-Resistance – Resists cracks due to framing movements, vibrations and settling. Unaffected by humidity or extremes in temperatures.

Strength – Resists crosswise stresses. 5/8" Firestop has flexural strength of 220 to 270 lbs. as compared to ASTM minimum requirements of 150 lbs. for 5/8" regular gypsum wallboard and a Federal Specifications minimum requirement of 110 lbs. for ½" regular gypsum wallboard.

Fire resistance

G-P/Bestwall Firestop is recommended where extra fire-resistance is required in residential, commercial and public buildings. For years 5/8" thickness has provided one hour fire resistance in single layer application on both walls and ceilings over wood or steel, while ½" thickness has provided 45 minutes fire rating in single layer application when applied over wood framing, for both walls and ceilings. The New Improved Firestop has greater fire resistance. Firestop will provide 1 and 2 hour floor and ceilings in single layer application.

See the tabulation on pages F/22 thru F/25 for greater fire resistance in single layer application for both ½" and 5/8" thick G-P/Bestwall Firestop.

 For rated fire resistive construction use G-P/Bestwall gypsum products with G-P Paneling. See "Georgia-Pacific Guide to Products for Interior Paneling."

SGP 0003985

4 1/4" GYPSUM SOUND DEADENING BOARD

G-P/BESTWALL

Bestwall Gypsum Sound Deadening Board meets the requirements of the most sophisticated sound control systems available with the added convenience of being one of the easiest sound control materials to install.

Only 1/4" in thickness, Bestwall Gypsum Sound Deadening Board is specially designed and formulated for high sound transmission loss, not to mention its contribution towards the structural strength and fire resistance of a construction.

1/4" Gypsum Sound Deadening Board has been sound tested in several assemblies with excellent results. The following pages contain these actual test results.

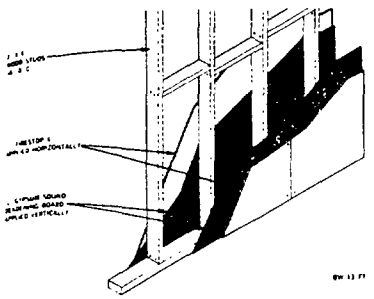

WOOD STUD PARTITION
FIRE RATING—1 Hour Incombustible. Test UL No. 30.
STC 45

PARTITION PROPERTIES
SOUND TEST DATA

Test No.	13W-27	
Date:	July 6, 1967	
Conducted By:	Geiger & Hamme, Inc.	
Test Partition:	Height:	9'
	Width:	14' ½"
	Thickness:	5⅜"
	Weight:	7.96 lbs./sq. ft.
Sound Transmission Class		45
9 Frequency Average		43.1
11 Frequency Average		45.6

MATERIALS USED
1. 2" x 4" Wood Studs
2. ¼" Bestwall Gypsum Sound Deadening Board
3. 2" x 4" Wood Studs
4. ½" Bestwall Firestop Type "XXX" Wallboard
5. 5d cc Nails
6. 4d Finish
7. G-P/Bestwall Laminating Compound

APPLICATION DETAILS
1. Nail 2" x 4" wood studs 16" o.c. to 2" x 4" wood plates at the floor and ceiling.
2. Apply a single layer of ¼" Bestwall Gypsum Sound Deadening Board vertically to both sides and secure with 5d-c.c. nails spaced 12" o.c. at studs and plates. Joints should be staggered.
3. Apply a single layer of ½" Bestwall Firestop Type XXX wallboard vertically to both sides, over the ¼" Gypsum Sound Deadening Board, by laminating with G-P Bestwall Laminating Compound. Vertical joints of the ½" Firestop should fall between the wood studs and should be nailed each side of the vertical joint with 4d finish nails driven at a 45° angle 24" o.c.
4. Tape and finish in the approved manner.

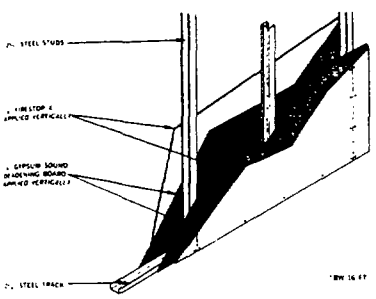

METAL STUD PARTITION
FIRE RATING — 1 Hour Incombustible No. T3854
STC 45

PARTITION PROPERTIES
SOUND TEST DATA

Test No.:	BW-16FT	
Dated:	July 21-28, 1966	
Conducted By:	Geiger & Hamme, Inc.	
Test Partition:	Height:	9'
	Width:	14' ½"
	Thickness:	4"
	Weight:	7 lbs./sq. ft.
Sound Transmission Class		45
9 Frequency Average		44.3
11 Frequency Average		46.9

MATERIALS USED
1. 2½" Bestwall Steel Studs
2. 2½" Bestwall Steel Channel
3. ¼" Bestwall Gypsum Sound Deadening Board
4. 1" Bestwall Type "S" Drywall Screws
5. ½" Bestwall Firestop Type "XXX" Wallboard
6. 1⅜" Bestwall Type "S" Drywall Screws

APPLICATION DETAILS
1. Set Bestwall 2½" steel studs 24" o.c. into Bestwall 2½" floor and ceiling track.
2. Apply ¼" Bestwall Gypsum Sound Deadening Board vertically to both sides of partition and secure with Bestwall 1" Type "S" drywall screws spaced 12" o.c. Stagger joints.
3. Apply Bestwall ½" Firestop Wallboard vertically over ¼" Bestwall Gypsum Sound Deadening Board being careful to stagger joints. Secure this layer with Bestwall 1⅜" Type "S" drywall screws spaced 12" o.c. along the perimeter and 24" o.c. along the center line.
4. Tape and finish in the approved manner.

For test data on other wall assemblies, write for the brochure "Sounds Great" No. 67320.

G-P/ETERNAWALL Vinyl Surfaced Gypsum Wallboard



Specifications

Wallboard Substrate – G-P Regular or Firestop Wallboard reinforced with glass fibers.

Vinyl Surface – High quality washable wall surfacing material. Thickness (Unsupporting vinyl) – .008".

Colors and Patterns – See Page F/2.

Panel Sizes – 4'x8' and 4'x10' (Other sizes available on order.)

Panel Thickness – ½" (⅜" and ⅝" available on order.)

Panel Long Edges–Eased 45° and vinyl wrapped (Square edge available on order.)

Flame Spread–30 U. L. Rating.

Installation

The preferred installation method is to laminate the Eternawall panel to a gypsum or plywood backing. Eternawall should be installed vertically with the edge joints of the two layers of board staggered. G-P / Bestwall Laminating Compound, or a top quality contact cement is recommended for lamination. All surfaces should be free from foreign substance which would prevent a good bond. Apply a ⅜" diameter bead of adhesive to all framing members, except plates. On solid backing, space beads 16" o.c. At panel butt joints apply two beads of adhesive, one for each panel edge. Nail 8" o.c. top and bottom edges and apply base board and ceiling moldings. Temporary shoring at the joints may be accomplished by driving a nail through a wood block at the butt joints which holds the panel against the backing until the adhesive sets.

If no adhesive is used, 1⅜" long 14 gauge nails should be placed a minimum of 16" o.c. These nails are located at the top and bottom panel edges, the vertical panel edges, and in the intermediate studs of each panel. Use color matched nails for exposed nailing.

Full lamination or stud adhesive application is preferred for better appearance. The adhesive also adds strength and rigidity and seals the joints thereby preventing sound leakage.

SGP 0003986

GYPSUM LATH

G-P/BESTWALL

Type and Size	Uses	Description	
Plain lath Consists of core of gypsum rock reinforced with glass fibers sandwiched between two layers of special paper covering. This is standard basic construction for all Bestwall Lath. SIZE: 16″ x 48″, ⅜″ or ½″ thick (16⅛″ x 48″ West Coast only)	The standard gypsum plaster base for nail, staple or clip application to wood or steel framing.	The exposed layer is porous and absorbent, permitting water in the plaster to penetrate the surface. As plaster sets, gypsum crystals pierce the paper surface forming mechanical key on the lath thus assuring maximum bond. Added strength and fire resistance due to reinforcement with glass fibers • All G-P/	Bestwall Gypsum Lath, having glass fibers, is Type X. Printed face so identifies lath. Lath paper has water resistant-inner plies which prevent the water in the plaster from soaking through it and thus minimizes sagging of the lath and plaster. The layer against the core is porous and absorbent so as to bond to the core as the plaster sets.
Long-length lath The same structure as Plain Lath except in dimensions, SIZE: Available in ½″ or 1″ thicknesses—24″ x floor to ceiling lengths (12′ maximum).	this construction material is especially designed for use as a plaster base for thin (2″) solid partitions providing fire resistive ratings up to two hours. Can also be used with furring over exterior masonry walls as a plaster base.	Long Length Lath comes in lengths up to 12′, providing for wall assemblies in floor to ceiling heights. Ideal for solid plaster partitions. Since there is less lathing in job—there is a saving in construction costs. Glass fiber reinforced for added strength • Fast and economical to erect.	**Application:** Both plain and Long-Length Lath may be applied by nailing to wood and nailing-type steel framing, and to wood framing by staples. They can be easily attached to metal sections and furring, and to wood with G-P/Bestwall Olsen Clips. Resilient type clips reduce cracking and lessen sound transmission.
Pinholath Plain Lath construction surface perforated with 1/16″ dia. holes. Space ⅜″ o.c. diagonally. SIZE: 16″ x 48″, 16″ x 96″, ⅜″ thick. (16⅛″ x 48″ West Coast only)	Specially designed for machine applied plasters. Fast, high, even water absorption speeds plaster application by holding plaster in place during rodding and darbying. When attached to ceilings by clips, three coat work is required. The Scratch Coat should be dry before applying Brown Coat if high humidity condition exists. When Perimeter Clips are used on ceilings, Butt and Center Clips should be used.	G-P/Bestwall PINHOLATH is plain lath surface-perforated in manufacturing with pin holes no larger than 1/16″ in diameter, spaced ⅜″ o.c. diagonally. Specially designed for machine applied plasters.	This unique feature permits rapid suction of water from plaster mix to achieve perfect plaster consistency speeding plaster application. There are no plaster slide, no backtracking, no costly delays. Plaster stays in place during rodding and darbying which can be done sooner when using PINHOLATH. Full base coat coverage is obtainable in one operation.
Perfolath Plain lath construction with ¾″ diameter holes spaced 4″ o.c., 48 holes per sheet. SIZE: 16″ x 48″, ⅜″ thick.	Applications identical to Plain Lath. A wood stud partition faced with Perfolath and full thickness of plaster specified has one-hour fire rating. Perforations require application of full thickness of plaster and require separate scratch and brown coats.	G-P/Bestwall Perfolath is plain lath with ¾″ diameter holes spaced 4″ center to center. The perforations permit the plaster to push through the holes and "mushroom" out the back of the lath, thereby forming a mechanical key. This key plus the natural bond to the face paper, provides a double bond for plaster.	**Application:** Perfolath may be applied by nailing to wood and nailing-type steel framing, and to wood framing by staples. It can be easily attached to metal sections and furring, and to wood with G-P/Bestwall Olsen Clips. Resilient type clips reduce cracking and lessen sound transmission.
Insulating lath Plain lath with aluminum foil laminated on back. SIZE: 16″ x 48″, ⅜″ or ½″ thick. Rounded Edges	Designed primarily for application to exterior walls and top floor ceiling. Back side must face a minimum air space of ¾″ to develop reflective insulation value.	Constructed exactly as PLAIN LATH this lath has aluminum foil laminated to the back. This foil reflects up to 90% of radiant heat and acts as an efficient vapor barrier.	Designed primarily for application to exterior walls and top floor ceilings. When installed the aluminum reflective surface must face a minimum air space of ¾″ to develop reflective insulation value.
Dens-cote gypsum base A 4′ wide, long-length, tapered edged, plain lath construction. It has a highly absorbent lath type face paper with surface pin holed. SIZE: 4′ x 8′, 10′ and 12′; ½″ thick (⅜″ and ⅝″, ½″ and ⅝″ Firestop on order)	Specially designed for reception of Dens-Cote Smooth and Texture Finish and other thin coat plasters.	G-P/Bestwall Dens-Cote Gypsum Base is a ½″ and ⅝″ thick, 4′ wide, tapered edge, glass fiber reinforced gypsum board product, specifically designed to receive Dens-Cote Plasters. (Smooth Finish—Textured Finish—Base Plaster.) It has a highly absorbent lath type face paper with the surface pinholed. Available in lengths up to 12′, is shipped	twin mounted. Large sheets decrease number of joints, giving greater strength and crack resistance to wall and ceiling surfaces. The Dens-Cote System is designed for fast erection and early occupancy; produces a wall with a strong, hard monolithic finish. Combines economy of installation with virtually unlimited decorative possibilities.

SGP 0003987

6

G-P/BESTWALL

Gypsum plaster

GYPSUM PLASTER

The Georgia-Pacific Bestwall Gypsum Division manufactures a complete line of highly efficient gypsum basecoat and high purity finish plasters. Each is designed for a specific function and provides a wide latitude of selection for various architectural requirements.

Finish coat plasters provide the last operation before decorating. Various finishes are available, depending on the type of texture or decorative effect desired. Base coat plasters form that portion of the plaster construction which is applied to masonry or lath bases and which help support and develop the properties of the finish coat. Base coat neat plasters which require an aggregate are furnished with or without fibers. G-P/Bestwall basecoat plasters, both neat and mill mixed, are available glass fibered.

FIRE PROTECTION

The base of all gypsum plasters is calcined gypsum. Gypsum can't burn and will not transfer heat substantially in excess of 212° F until all its water of crystallization has been driven off in the form of steam. Because of this outstanding feature gypsum offers superior fire protection in hundreds of constructions over wood or steel frame, in walls, partitions, floor and ceiling constructions.

When applied in accordance with specifications, G-P/Bestwall plasters provide uniformly strong, stable walls and ceilings.

Because of high fibered content G-P/Bestwall fibered plaster spreads freely and evenly, providing extra high coverage.

Scientifically controlled manufacturing process imparts plasticity and richness to the plaster for uniform high quality.

Increased sound reduction through plaster and masonry assemblies.

G-P/Bestwall glass fibered plaster will not clog machine application equipment.

Refer to Dens-Cote™ one and two coat smooth or textured finish plasters pages H/6, 7, 8 and 9 for complete details on Dens-Cote Systems.

Description	Uses	Features
Neat gypsum plaster (Unfibered, Fibered, and Extra Fibered) Basecoat plasters bond securely to any standard plaster base including gypsum lath, metal lath and masonry units. Neat gypsum plasters require addition of aggregate and water in field.	1. UNFIBERED: is used for scratch coat on solid surfaces and for the brown (second) coat on any backing. 2. FIBERED: is recommended to provide greater wet cohesion and to minimize droppings with open type lath. 3. EXTRA FIBERED: is used for greater wet cohesion over metal lath as may be specified.	DURABILITY: Applied according to specifications it provides uniformly strong, stable walls and ceilings. PLASTICITY: Special scientifically controlled process maintains plasticity and easy workability. FIRE RESISTANT: Gypsum's natural incombustibility offers superior fire protection.
Lite-mix plaster (Unfibered, Fibered, Masonry Mix) Basecoat plaster that is 50% lighter than Gypsum and sand plaster. Fibered mix contains glass fibers for added strength and uniform thickness. Requires addition of water in the field only.	1. UNFIBERED: is used for scratch coat or solid surfaces and for the brown (second coat or any backing.) 2. FIBERED: is recommended to provide greater wet cohension and to minimize droppings with open type lath. 3. MASONRY MIX: available for application on masonry bases.	FIRE RESISTANT: Perlite aggregate provides higher fire resistance than sanded plasters. MIXES SMOOTHLY: Has no tendency to clog mixer or to block the nozzle of the plaster gun. HIGH INSULATION VALUE: Provides greater insulation than sanded gypsum plaster.
Wood fibered gypsum plaster Non-staining shredded wood fiber additive provides good working properties when used without aggregate.	Intended for use without aggregate as scratch and brown coat, but may be mixed with one part of sand. For scratch coat over high suction masonry it is recommended that one part of sand be used.	ECONOMY: Can be applied quickly and easily. STRENGTH: Has 3 times greater compresive and tensile strength than sanded plaster; up to 2½ times greater resistance to lateral impact and 50% greater surface hardness.
Concrete bond gypsum plaster Basecoat plaster designed to bond permanently with monlithic concrete to preserve a hard, durable surface. Requires addition of water only in the field.	Specially formulated to compensate for two problems: 1. Base too dense for ordinary plaster to form a mechanical key 2. Difference in thermal expansion of concrete and plasters.	BONDING STRENGTH: Concrete bond adheres well to properly prepared concrete surfaces, columns and beams and on smooth cement block walls. LOW COST: An economical base coat plaster to provide for application direct to concrete surfaces.
Gauging plaster Specially ground gypsums designed to blend with lime putty.	Mixed with lime to provide base for final wall and ceiling decoration. Usually over a gypsum plaster basecoat, 1/16" to 1/8" thick. Available in "Slow Set" or "Quick Set."	WHITE COAT FINISH: Satin Spar Gauging Plasters are very white and when properly mixed with lime putty they provide glossy smooth, flawless, surface of uniformly excellent, satin-like finish.
Finishing limes Produced from ground quicklime by adding an exact amount of water which chemically converts the quicklime to calcium and magnesium hydroxides. Completely aerated to prevent lumping in the bag.	Precision ground to produce the correct fineness for maximum plasticity and workability. To be mixed with gypsum gauging or Keene's cement for lime putty white coat.	Supplies a white durable finish that preserves and beautifies interior walls and ceiling. Makes walls less brittle, less subject to cracks.
Prepared trowel finish A pre-mixed gypsum finish coat plaster requiring addition of water only. Made from high grade gypsum rock of white or local gray.	For any indoor plastering installation where a smooth hard finish is desired.	STRENGTH: Produces very hard surfaces, approximately twice the strength of ordinary lime-gauging finishes. EASY DECORATION: Can be decorated as soon as dry.
Keene's cement A high strength, "dead-burnt" white gypsum gauging plaster. Provides stronger, harder surface when substituted for gauging plaster in a lime mix. Less lime, harder finish. Available regular and Fast Set.	Because of denser, harder surface has higher resistance to abrasion and water absorption it is highly suitable for kitchens, bathrooms, hospitals, and any area where wear and moisture resistance are important.	LOW WATER ABSORPTION: Because of high density, has low absorption. VARIOUS FINISHES: Mixed with varying portion of lime, gives standard, medium hard or extra hard finishes.

SGP 0003000

BASE COAT PLASTERS
for hand or machine application

Neat

Neat gypsum plasters are obtainable in three forms: Unfibered, Fibered and Extra Fibered. Neat Gypsum plasters require addition of aggregate and water in the field.

1. Unfibered plaster is used for scratch coat on solid surfaces and for the brown (second) coat on any backing.

2. Fibered plaster is recommended to provide greater wet cohesion and to minimize droppings with open type lath.

3. Extra fibered plaster is used for greater wet cohesion over metal lath as may be specified.

Applied according to specifications, G-P/Bestwall Basecoat plasters provide uniformly strong, stable walls and ceilings.

Special, scientifically controlled process maintains plasticity and easy workability.

The incombustibility of gypsum offers superior fire protection in hundreds of constructions over wood or steel frame, in walls and partitions and in floor and ceiling construction and for beams and columns.

Wood Fiber

Non-staining shredded wood fiber additive provides good working properties when used without aggregate.

Intended for use without aggregate as scratch and brown coat, but may be mixed with one part of sand. For scratch coat over high suction masonry it is recommended that one part of sand be used.

Economy—Can be applied quickly and easily.

Strength – G-P/Bestwall Wood Fibered Gypsum Plaster has approximately 3 times greater strength than sanded plaster; up to 2½ times greater resistance to lateral impact and 50% greater surface hardness.

Fire-Resistant—Wood Fibered Plaster provides excellent fire rating up to 50% higher than sanded plaster.



Twin

A plaster designed for hand or machine application (available on the West Coast only). A specially controlled process gives Twin Plaster easy workability for fast, uniform coverage. In machine application, it prevents clogging in the nozzle and plugging in the hose. It is used with equal facility for hand application. Twin Plaster is available glass fibered or unfibered to meet every job condition.

Speedy Application—Machine plastering speeds construction time and lowers production costs. It eliminates mixing set-up at intermediate floors and dependence upon general contractors for hoisting facilities.

Economy.— Machine application, using gypsum lath and plasters developed for this purpose by Georgia-Pacific, Bestwall Gypsum Division, offers maximum coverage per man with minimum waste.

Durability—When mixed and applied according to specifications, resultant plastering develops full strength and hardness resulting in strong, durable walls and ceilings.

Design Flexibility – Machine application lends itself to the flexibility of design for which gypsum plaster is noted, thus placing no limitation on use of this method of application.



Lite-Mix

A base coat plaster that is 50% lighter than gypsum and sand plaster. Available either Fibered, Unfibered or Masonry Mix. Fibered Lite-Mix contains glass fibers to provide added strength and uniform thickness with fewer droppings. Requires addition of water only in field.

1. Unfibered Lite-Mix Plaster is used for scratch coat on solid surfaces and for the brown (second) coat on any backing.

2. Fibered Lite-Mix Plaster is recommended to provide greater wet cohesion and to minimize droppings with open type lath.

3. Masonry Mix available for application on masonry bases.

Fire-Resistant—Perlite aggregate provides higher fire resistance than sanded plasters.

Mixes smoothly—Has no tendency to block the nozzle of the plaster gun.

High Insulation Value—Lite-Mix provides greater insulation than sanded gypsum plaster.

DENS-COTE™ Base Plaster

The application of approximately ⅛" of Dens-Cote Base Plaster over glass fiber reinforced Dens-Cote Base with an additional finish coat produces monolithic finish that will last a "house time."

Designed for fast erection in either residential or commercial construction. Designed for use with conventional finishes

Use 2½" wide fiber mesh to reinforce all flat joints and angles. Use 1" x 1" perforated metal beads for corners. Corner beads should be set to regulate plaster thickness at ⅛" maximum. Nail or screw corner bead to framing member. For best results, apply the mesh by embedding it with Dens-Cote Base Plaster. This is accomplished by troweling a layer of Dens-Cote Base Plaster over the joint area and pressing the glass fiber mesh into the Dens-Cote with a trowel. The mesh may be first stapled to the Dens-Cote Base, if desired. In any case, the mesh must be embedded with Dens-Cote before the over-all application begins. At the same time, fill all metal corner beads. These areas may be allowed to set before the over-all application is commenced. This preliminary embedding of the joints keeps the glass fiber mesh from wrinkling, promotes uniform takeup, and assures positive keying of Dens-Cote Base Plaster into the mesh.

Trowel the Dens-Cote Base Plaster tightly over the entire wall or ceiling surface. This application should be uniform —about ⅛" thick.

As soon as Dens-Cote Base Plaster has taken up sufficiently, straighten wall but do not trowel smooth. Leave rough so that finish coat will key properly.

Apply finish coat as soon as possible after base coat has set.

Finish with lime putty and gauging for a conventional smooth finish, or use any sand float or textured finish.

If a hard durable finish is desired, use Dens-Cote Smooth Finish.

SGP 0003989

FINISHING PLASTER



DENS-COTE™

Dens-Cote Smooth Finish is a specifically designed plaster that is applied to a minimum of $^{3}/_{32}$" over Dens-Cote Base in a single coat (scratch and double up).

It provides a wall with a strong, hard monolithic finish that can receive virtually any type of decoration. With Dens-Cote Smooth Finish no aggregate or special machinery is needed.

Part of the Dens-Cote System of construction this product may be applied to walls and ceilings over wood or metal framing, it helps to effectively reduce sound passage from room to room. Designed for fast erection and early occupancy.

Dens-Cote Texture Finish is a mill mixed plaster that is applied to a minimum of $^{3}/_{32}$" over Dens-Cote Base in a single coat (scratch and double up) and finished with a wood float or other device to the desired textured finish.



Specially ground gypsum finishing plasters designed to be blended with lime putty. They provide the base for final wall or ceiling decoration.

Usually applied over a gypsum basecoat and to a thickness of $^{1}/_{16}$" to $^{1}/_{8}$". Available in "Slow Set" and "Quick Set."

White Coat Finish – Gauging sets to provide a hard, strong, smooth white coat finish, over gypsum basecoat.

Plasticity – Lime is used to furnish whiteness, plasticity and bulk.

1. Satin Spar Gauging Plasters are very white and when properly mixed with lime putty they provide a glossy smooth, flawless surface of uniformly excellent, satin-like finish.

2. G-P/Bestwall Gauging Plasters made of local rock are recommended for use where a high white finish is not necessary. They furnish the same high quality surface as Satin Spar.



Very white plasters made from selected gypsum rock of exceptionally high purity. Specially ground and processed to provide hard strong molds and casts.

Excellent for run work and ornamental features.

1. Sunflower Molding Plasters are very white and are ground exceedingly fine. They are specially processed to make pure white molds, free from voids and pinholes.

2. G-P/Bestwall Molding Plasters made of local rock are recommended for use where a high white work is not necessary. They furnish the same high quality surface as Sunflower.

A pre-mixed gypsum finish coat plaster requiring addition of water only. Made from high grade gypsum rock of white or local gray.

Strength–produces very hard surfaces, approximately twice the strength of ordinary lime-gauging finishes.

Easy Decoration – can be decorated as soon as dry.

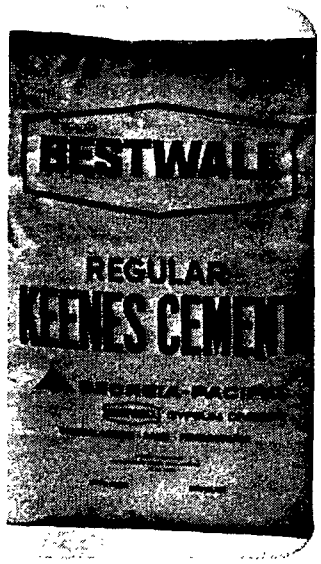

A high strength, "dead burnt" white gypsum plaster. Provides stronger, harder surface when substituted for gauging plaster in a lime-gauging mix.

The lower the lime content, the harder the finish. Available Regular and Fast set.

Resistance to Abrasion – provides high resistance to abrasion making it suitable for use in bathrooms, kitchens, hospitals, etc.

Low Water Absorption – because of high density, has low water absorption.

Various Finishes–Keene's Cement when mixed with different proportions of lime putty provides "standard hard," "medium hard" and "extra hard" finishes.

A basecoat plaster designed to bond permanently with monolithic concrete. Requires addition of water only in field.

Specially formulated to compensate for 2 problems:

1. A surface too dense for ordinary plaster to form a mechanical key, and

2. The difference in thermal expansion of concrete and ordinary plasters.

Bonding Strength – Concrete Bond adheres well to properly prepared concrete surfaces, columns and beams and on smooth cement block walls.

Low Cost–An economical basecoat plaster to provide for application direct to concrete surfaces.

SGP 0003990

SALES OFFICES

PLYWOOD

California Los Angeles:
Pico Rivera: 7240 Crider Ave.
Georgia Atlanta: 125 Ottley Drive, N. E.
Savannah: 440 Magazine Ave.
Illinois Chicago:
Franklin Park: Waveland and Carnation
New Jersey Clifton: 400 Allwood Road
Oregon Portland: Commonwealth Bldg.
Texas Carrollton: 1800 John Connally Dr.
Washington Seattle: 410 Terry Ave. North

REDWOOD LUMBER

California Headquarters: Samoa
San Francisco: 601 California St.
Los Angeles: 7240 Crider Ave.
Pico Rivera
Georgia Augusta: Southern Finance Bldg.
Illinois Franklin Park: 3815 N. Carnation St.
New York New York: 375 Park Avenue
Oregon Portland: Commonwealth Bldg.

WESTERN LUMBER

California San Francisco: 601 California St.
Los Angeles: 7240 Crider Ave.
Pico Rivera
Georgia Augusta: Southern Finance Bldg.
Oregon Portland: Commonwealth Bldg.

SOUTHERN LUMBER

Arkansas Crossett
California City of Industry: 14750 Nelson Ave.
Georgia Augusta: Southern Finance Bldg.

DISTRIBUTION CENTERS

Arkansas Little Rock: 3101 Dugan St.
Alabama Birmingham: 3400 Ball St.
Mobile: 3451 Georgia-Pacific Ave. & Beltline Hwy.
Arizona Phoenix: 4801 West Colter St.
California Anaheim: 519 E. Katella Ave.
Bakersfield: 201 Industrial St.
Berkeley: 800 Grayson St.
Fresno: 3140 California Ave.
Los Angeles: 7240 Crider Ave.
Pico Rivera
San Fernando: 13535 Paxton Street
Pacoima
Riverside: 2929 Kansas Ave.
Sacramento: 320 Commerce Circle
Salinas: 1031 Industrial Ave.
San Diego: 2200 Haffly St., National City
San Jose: 660 East Gish Road
Colorado Denver: 1505 W. Third Ave.
Connecticut Wallingford: 805 N. Colony Road
Florida Jacksonville: 1333 Haines Street
Miami: 3201 N. W. 110th Street
Orlando: 2721 Regent Street
Tampa: 3701 E. Columbus Drive
Georgia Atlanta: 125 Ottley Drive, N. E.
Savannah: 440 Magazine Ave.
Illinois Chicago: 11909 Avenue "O"
6147 W. 65th St.*
Franklin Park: 10450 Waveland Ave.
Peoria: 206 West Camp St.
Indiana Evansville: 801 E. Tennessee Street
Indianapolis: 1001 E. New York St.
Kentucky *Louisville: 4820 Allmond Ave.*

*National Plywood Division

Louisiana Lafayette: Evangeline Thruway—South
New Orleans: 900 S. Galvez St.
Shreveport: Slack Industrial Park
Maine Lewiston: 70 Commercial Street
Maryland Baltimore: 6813 Quad Ave.
Easton: Cherry St. & Penn. Ave.
Massachusetts Boston: 60 Kendrick St., Box 185,
Needham Heights 94
Michigan Grand Rapids: 825 Buchanan Ave., S. W.
Detroit: 126 East Hudson St.
Royal Oak
Muskegan: Laketon Ave. & S. 5th St.*
Minnesota Minneapolis: 3101 E. Hennepin Ave.
Mississippi Jackson: 1310 Vine St.
Missouri St. Louis:
Hazelwood, Mo.: 6025 Byassee Drive
Kansas City: 1445 Taney St.,
N. Kansas City
Montana Billings: 600 Daniels Street
Great Falls: 901 River Drive South
Nebraska Lincoln: 545 L Street
New Hampshire Manchester: 880 Page Street
New Jersey Clifton: 400 Allwood Road
Long Branch: 174 Branchport Ave.
New Mexico Albuquerque: 4000 Edith Blvd., N.E.
New York Albany: Brown and Industrial Rds.
Buffalo: 2585 Walden Ave.
Rochester: 1460 E. Henrietta Rd.
Long Island: 175 Underhill Blvd.
Syosset
Syracuse: Midler Park Drive, E. Syracuse
Yonkers: 75 Tuckahoe Road
North Carolina Charlotte: 2115 Freedom Drive N. E.
Greensboro: 2704 Patterson Street
Ohio Akron: 2644 Gilchrist Road
Cincinnati: 5402 Vine Street
Cleveland: 19100 Holland Rd.
Columbus: 2100 Refugee Rd.
Dayton: 4395 Springfield St.
Toledo: 2461 Dorr Street
Oklahoma Oklahoma City: 5519 N.W. Fourth St.
Tulsa: 8531 E. 44th St.
Oregon Eugene: 885 McKinley St.
Irving Rd. & Hwy. 99N.
Portland: 330 S. E. Division Place
Pennsylvania Lancaster: 549 West Roseville Rd.
Pittsburgh: Hunker Rd. & Rt. 119
New Stanton
Philadelphia: 801 First Ave.
King of Prussia
Rhode Island Providence: 170 Jefferson Blvd.
Warwick
South Dakota Sioux Falls: 1121 Cliff Ave. S.
South Carolina Columbia: Brookwood Drive & Duval St.
Greenville: Station B Keith Dr.
Tennessee Chattanooga: 201 East 28th St.
Knoxville: 1301 Mitchell St. N.E.
Memphis: 2057 Kellogg Ave.
Nashville: 331 28th Ave., N.
Texas Carrollton: 1800 John Connally Drive
El Paso: 1201 Airway Blvd.
Fort Worth: 400 East Vickery Blvd.
Houston: 4715 Calhoun Road
Lubbock: 702 E. 44th St.
San Antonio: 535 North W. W. White Rd.
Utah Salt Lake City: 2875 South Second, West
Virginia *Norfolk: 3587 Argonne Ave.*
Richmond: Corner Dabney and
Bethlehem Roads
Washington Pasco: Pasco Air Base
Seattle: 410 Terry Ave. North
Spokane: 4320 E. Trent Ave.
Tacoma: 2302 Ross Way
Washington, D. C. 3360 New York Ave., N. E.
Wisconsin Milwaukee: 5059 N. 119th St.

A/A FILE NO. 23-L
N.A.H.B. INDEX NO.
C.S.I. DIV. 6

SALES OFFICES

ATLANTA:
P. O. Box 13505, Station K
Atlanta, Georgia 30324

CHARLOTTE:
2115 Freedom Drive, N.E.
Charlotte, North Carolina 282

CHICAGO:
P. O. Box 309
3814 North Carnation Street
Franklin Park, Illinois 60130

DALLAS:
1800 John Connelly Drive
Carrollton, Texas 75006

ROYAL
P. O. Box 158
Royal Oak, Michigan 48068

LOS
7240 Crider Avenue
Pico Rivera, California 90660

SALT
Room 404, Tribune Building
143 South Main Street
Salt Lake City, Utah 84101

800 Grayson Street
Berkeley, California 94710

410 Terry Avenue, North
Seattle, Washington 98109

Wilmington Marine Terminal
Wilmington, Delaware 19899

GEORGIA-PACIFIC

GYPSUM DIVISION

For additional information on quality building materials from Georgia-Pacific, call your G-P distribution center or visit your local G-P dealer. Our products are on display at over 15,000 building materials dealers. When in New York, be sure to see the 150 paneling exhibit at Architectural Materials Center, 101 Park Avenue. In Washington, D. C., see G-P products exhibited at the National Housing Center.

Printed in U.S.A. on G-P Kalamazoo 70# Superfold Enamel

SGP 0003991