Reg #1-6
Model

$$\text{Dias } BS = b_0 + b_1 \text{ Ln BPb} + \sum_{2}^{12} b_i X_i$$

```
//CAP363R JOB CCL5302,MSGCLASS=L, ==>C.G.PFEIFER, L5185          *   CL1      *** JOB # 3770 ***
//CAP363R JOB CCL5302,MSGCLASS=L, ==>C.G.PFEIFER, L5185          *   CL1      *** JOB # 3770 ***
//CAP363R JOB CCL5302,MSGCLASS=L, ==>C.G.PFEIFER, L5185          *   CL1      *** JOB # 3770 ***
//CAP363R JOB CCL5302,MSGCLASS=L, ==>C.G.PFEIFER, L5185          *   CL1      *** JOB # 3770 ***
//CAP363R JOB CCL5302,MSGCLASS=L, ==>C.G.PFEIFER, L5185          *   CL1      *** JOB # 3770 ***
//CAP363R JOB CCL5302,MSGCLASS=L, ==>C.G.PFEIFER, L5185          *   CL1      *** JOB # 3770 ***
//CAP363R JOB CCL5302,MSGCLASS=L, ==>C.G.PFEIFER, L5185          *   CL1      *** JOB # 3770 ***
//CAP363R JOB CCL5302,MSGCLASS=L, ==>C.G.PFEIFER, L5185          *   CL1      *** JOB # 3770 ***
//CAP363R JOB CCL5302,MSGCLASS=L, ==>C.G.PFEIFER, L5185          *   CL1      *** JOB # 3770 ***
//CAP363R JOB CCL5302,MSGCLASS=L, ==>C.G.PFEIFER, L5185          *   CL1      *** JOB # 3770 ***
//CAP363R JOB CCL5302,MSGCLASS=L, ==>C.G.PFEIFER, L5185          *   CL1      *** JOB # 3770 ***
//CAP363R JOB CCL5302,MSGCLASS=L, ==>C.G.PFEIFER, L5185          *   CL1      *** JOB # 3770 ***
```

TEH 0351404

N36737

```
 IAT6140 JOB ORIGIN FROM GROUP=ANYLOCAL, DSP=IR , DEVICE=INTRDR  , 000
//CAP363R JOB CCL5302,MSGCLASS=L, ==>C.G.PFEIFER, L5185               *   CL1
//     USER=CAP363,PASSWORD=,MSGLEVEL=(0,0),                          *
//     CLASS=D,PRTY=5                          SAS
 22:40:49 IAT2000 JOB 3770 CAP363R  SELECTED SYB      GRP=BATCH
 22:40:49  ICH70001I CAP363   LAST ACCESS AT 22:38:19 ON THURSDAY, APRIL 25, 1985
 22:40:49  IEF403I CAP363R - STARTED - TIME=22.41.02
 22:41:43  IEF404I CAP363R - ENDED - TIME=22.41.56
 22:41:43 IAT5400 JOB 3770 (CAP363R ) IN BREAKDOWN
```

TEH 0351405

DUP050300042

```
//CAP363R JOB CCL5302,MSGCLASS=L, ==>C.G.PFEIFER, L5185                *   CL1
//     USER=CAP363,PASSWORD=,MSGLEVEL=(0,0),                           *
//     CLASS=D,PRTY=5                        SAS
    1     //CAP363R JOB CCL5302,MSGCLASS=L, ==>C.G.PFEIFER, L5185                *   CL1
          //     USER=CAP363,PASSWORD=,MSGLEVEL=(0,0),                           *
          //     CLASS=D,PRTY=5                        SAS
```

TEH 0351406

DUP050300043

```
ICH70001I CAP363   LAST ACCESS AT 22:38:19 ON THURSDAY, APRIL 25, 1985
IEF142I CAP363R SAS LISTRECS - STEP WAS EXECUTED - COND CODE 0000
CAP363R  SAS      SASLPA    22:41 22:41 $00007.53 000.38 1062K  00/0001747 00/0000000   ***
CAP363R  ENDED TOTAL COST $ 00007.53 22:41 22:41 85.115                          ID=P3BN
```

TEH 0351407

DUP05030044

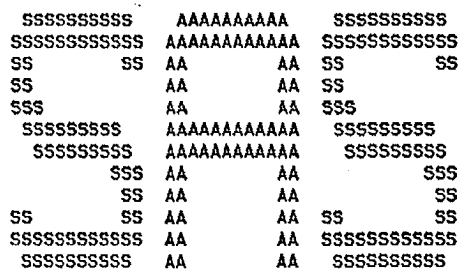


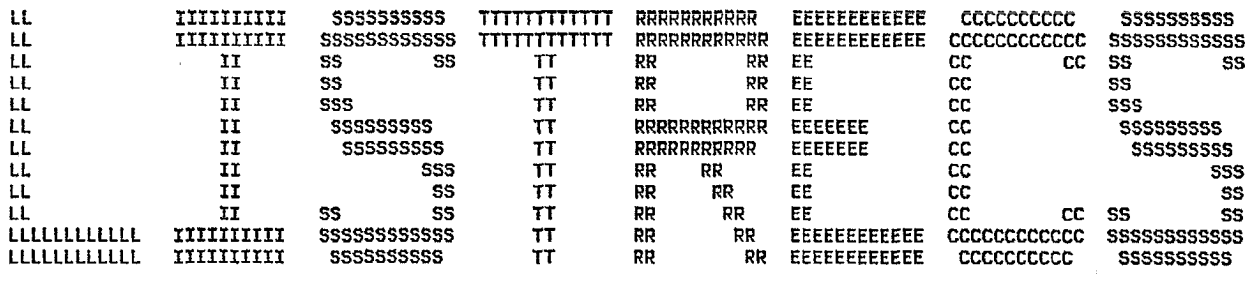


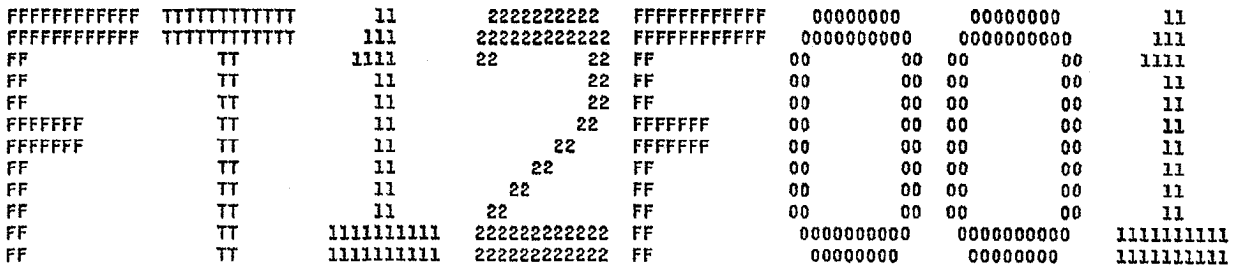





TEH 0351408

N36737.01

DUP050300045

GROUP=FEMALES

DESCRIPTIVE STATISTICS

| | SUM | MEAN | UNCORRECTED SS | VARIANCE | STD DEVIATION |
|---|---|---|---|---|---|
| DI_BLD_S | 169019.00000000 | 77.07204742 | 13357429.00000000 | 150.90721556 | 12.28442980 |
| L_BLD_PB | -15.25074937 | -0.00695429 | 329.09142421 | 0.15008456 | 0.38740749 |
| BODYMASS | -0.01500034 | -0.00000684 | 0.00067156 | 0.00000031 | 0.00055346 |
| HEMOGLBN | -62.20335063 | -0.02836450 | 2679.54095980 | 1.22161341 | 1.10526622 |
| SERUM_ZN | 192.29625000 | 0.08768639 | 365909.27307238 | 166.92172049 | 12.91981890 |
| RD_BD_CT | -21.61318682 | -0.00985553 | 304.56363717 | 0.13884609 | 0.37262057 |
| N_CA | 22585.87245189 | 10.29907545 | 432741044.13594490 | 197312.24020600 | 444.19842436 |
| ALCOHOL | -10.38657574 | -0.00473624 | 414.09661694 | 0.18889025 | 0.43461506 |
| N_POTASS | -14304.33984293 | -6.52272679 | 1952942229.02350780 | 890898.23253780 | 943.87405544 |
| SERM_ALB | 18.67708723 | 0.00851668 | 231.57753777 | 0.10557412 | 0.32492171 |
| N_VIT_C | -3204.04313301 | -1.46103198 | 20056331.35845953 | 9147.65061541 | 95.64335113 |
| N_RIBOFL | 25.39715835 | 0.01158101 | 2523.44768891 | 1.15107371 | 1.07288103 |
| N_OLEC_A | 5.41535269 | 0.00246938 | 373790.94379271 | 170.52505950 | 13.05852440 |
| S_VIT_C | 1.61704477 | 0.00073737 | 637.18974823 | 0.29068821 | 0.53915509 |

TEH 0351409

DUP050300046

GROUP=FEMALES

DEP VARIABLE: DI_BLD_S

| SOURCE | DF | SUM OF SQUARES | MEAN SQUARE | F VALUE | PROB>F |
|---|---|---|---|---|---|
| MODEL | 13 | 73286.978 | 5637.460 | 47.705 | 0.0001 |
| ERROR | 2179 | 257502 | 118.174 | | |
| C TOTAL | 2192 | 330789 | | | |

| | | | |
|---|---|---|---|
| ROOT MSE | 10.870797 | R-SQUARE | 0.2216 |
| DEP MEAN | 77.072047 | ADJ R-SQ | 0.2169 |
| C.V. | 14.10472 | | |

| VARIABLE | DF | PARAMETER ESTIMATE | STANDARD ERROR | T FOR H0: PARAMETER=0 | PROB > \|T\| | TOLERANCE | VARIANCE INFLATION |
|---|---|---|---|---|---|---|---|
| INTERCEP | 1 | 77.193330 | 0.232531 | 331.970 | 0.0001 | . | 0.000000 |
| L_BLD_PB | 1 | 2.448321 | 0.631647 | 3.876 | 0.0001✓ | 0.900322 | 1.110714 |
| BODYMASS | 1 | 9249.682 | 450.132 | 20.549 | 0.0001✓ | 0.868614 | 1.151260 |
| HEMOGLBN | 1 | 0.412388 | 0.289572 | 1.424 | 0.1546 | 0.526302 | 1.900052 |
| SERUM_ZN | 1 | -0.087092 | 0.018785 | -4.636 | 0.0001✓ | 0.915255 | 1.092592 |
| RD_BD_CT | 1 | 1.602496 | 0.855220 | 1.874 | 0.0611 | 0.530875 | 1.883682 |
| N_CA | 1 | -0.00108044 | 0.0008095886 | -1.335 | 0.1822 | 0.416869 | 2.398836 |
| ALCOHOL | 1 | 0.054620 | 0.558677 | 0.098 | 0.9221 | 0.914432 | 1.093576 |
| N_POTASS | 1 | .00004659995 | 0.0003965896 | 0.118 | 0.9065 | 0.384744 | 2.599133 |
| SERM_ALB | 1 | 0.888991 | 0.775803 | 1.146 | 0.2520 | 0.848442 | 1.178631 |
| N_VIT_C | 1 | .00009588103 | 0.002952325 | 0.032 | 0.9741 | 0.676152 | 1.478958 |
| N_RIBOFL | 1 | -0.132668 | 0.293511 | -0.452 | 0.6513 | 0.543664 | 1.839372 |
| N_OLEC_A | 1 | -0.044692 | 0.021234 | -2.105 | 0.0354✓ | 0.701202 | 1.426122 |
| S_VIT_C | 1 | 0.062602 | 0.462930 | 0.135 | 0.8924 | 0.865413 | 1.155518 |

TEH 0351410

DUP050300047

REGRESSION ON RAW DATA BY GROUPS FOR MODEL 4-DI_BLD_S DEPENDENT

GROUP=FEMALES

GROUP=MALES

DESCRIPTIVE STATISTICS

| | SUM | MEAN | UNCORRECTED SS | VARIANCE | STD DEVIATION |
|---|---|---|---|---|---|
| DI_BLD_S | 171081.00000000 | 80.77478754 | 14147555.00000000 | 155.18354920 | 12.45726893 |
| L_BLD_PB | 2.71173443 | 0.00128033 | 283.90004939 | 0.13410325 | 0.36620110 |
| BODYMASS | 0.00543045 | 0.00000256 | 0.00039888 | 0.00000019 | 0.00043406 |
| HEMOGLBN | -38.07743213 | -0.01797801 | 2869.25348574 | 1.35501603 | 1.16405156 |
| SERUM_ZN | 83.31455806 | 0.03933643 | 497552.15217921 | 235.02544869 | 15.33053974 |
| RD_BD_CT | -13.27684576 | -0.00626858 | 349.74773202 | 0.16516982 | 0.40641090 |
| N_CA | -5585.40009161 | -2.63711052 | 909579416.98589310 | 429647.93938050 | 655.47535376 |
| ALCOHOL | -6.90888383 | -0.00326198 | 527.58863677 | 0.24920458 | 0.49920395 |
| N_POTASS | 3754.11132096 | 1.77247938 | 4412248480.63717160 | 2084195.47782346 | 1443.67429769 |
| SERM_ALB | -3.86730184 | -0.00182592 | 231.15494886 | 0.10918653 | 0.33043385 |
| N_VIT_C | -291.51976162 | -0.13763917 | 25633309.21856814 | 12108.29905245 | 110.03771650 |
| N_RIBOFL | 19.27906485 | 0.00910249 | 5306.00383807 | 2.50629587 | 1.58312851 |
| N_OLEC_A | 85.45618259 | 0.04034758 | 1038422.54421701 | 490.51445265 | 22.14756087 |
| S_VIT_C | -4.44027103 | -0.00209645 | 937.78072799 | 0.44297186 | 0.66556131 |

TEH 0351412

DUP05030049

GROUP=MALES

DEP VARIABLE: DI_BLD_S

| SOURCE | DF | SUM OF SQUARES | MEAN SQUARE | F VALUE | PROB>F |
|---|---|---|---|---|---|
| MODEL | 13 | 68598.108 | 5276.778 | 42.714 | 0.0001 |
| ERROR | 2104 | 259925 | 123.539 | | |
| C TOTAL | 2117 | 328524 | | | |

| | | | |
|---|---|---|---|
| ROOT MSE | 11.114797 | R-SQUARE | 0.2088 |
| DEP MEAN | 80.774766 | ADJ R-SQ | 0.2039 |
| C.V. | 13.76023 | | |

| VARIABLE | DF | PARAMETER ESTIMATE | STANDARD ERROR | T FOR H0: PARAMETER=0 | PROB > \|T\| | TOLERANCE | VARIANCE INFLATION |
|---|---|---|---|---|---|---|---|
| INTERCEP | 1 | 80.759345 | 0.241592 | 334.280 | 0.0001 | . | 0.000000 |
| L_BLD_PB | 1 | 3.427547 | 0.692737 | 4.948 | 0.0001 | 0.906789 | 1.102792 |
| BODYMASS | 1 | 11220.007 | 581.561 | 19.293 | 0.0001 | 0.915764 | 1.091985 |
| HEMOGLBN | 1 | 1.263974 | 0.302473 | 4.179 | 0.0001 | 0.470722 | 2.124394 |
| SERUM_ZN | 1 | -0.044513 | 0.016632 | -2.676 | 0.0075 | 0.897574 | 1.114114 |
| RD_BD_CT | 1 | -1.454664 | 0.851368 | -1.709 | 0.0877 | 0.487435 | 2.051557 |
| N_CA | 1 | -0.000328281 | 0.0005586824 | -0.588 | 0.5569 | 0.435151 | 2.298055 |
| ALCOHOL | 1 | 1.016750 | 0.504967 | 2.013 | 0.0442 | 0.918332 | 1.088931 |
| N_POTASS | 1 | -.0000508695 | 0.0002858225 | -0.178 | 0.8588 | 0.342729 | 2.917757 |
| SERM_ALB | 1 | -0.109945 | 0.792191 | -0.139 | 0.8896 | 0.851634 | 1.174213 |
| N_VIT_C | 1 | -0.0021507 | 0.002662287 | -0.808 | 0.4193 | 0.679969 | 1.470655 |
| N_RIBOFL | 1 | -0.030915 | 0.215110 | -0.144 | 0.8857 | 0.503187 | 1.987331 |
| N_OLEC_A | 1 | -0.019034 | 0.014030 | -1.357 | 0.1750 | 0.604381 | 1.654585 |
| S_VIT_C | 1 | -0.351223 | 0.381201 | -0.921 | 0.3570 | 0.906565 | 1.103065 |

TEH 0351413

DUP050300050

REGRESSION ON RAW DATA BY GROUPS FOR MODEL 4-DI_BLD_S DEPENDENT

GROUP=MALES

TEH 0351414

GROUP=WHITE MALES

DESCRIPTIVE STATISTICS

| | SUM | MEAN | UNCORRECTED SS | VARIANCE | STD DEVIATION |
|---|---|---|---|---|---|
| DI_BLD_S | 37053.00000000 | 86.16976744 | 3255949.00000000 | 147.08766195 | 12.12797023 |
| L_BLD_PB | 0.37281319 | 0.00086701 | 55.50292260 | 0.12937669 | 0.35968971 |
| BODYMASS | 0.00090515 | 0.00000211 | 0.00007706 | 0.00000018 | 0.00042381 |
| HEMOGLBN | -8.91107838 | -0.02072344 | 557.03247106 | 1.29801353 | 1.13930397 |
| SERUM_ZN | -46.03781513 | -0.10706469 | 102004.24065214 | 237.76063317 | 15.41948875 |
| RD_BD_CT | -4.37831700 | -0.01018213 | 66.43257642 | 0.15475057 | 0.39338349 |
| N_CA | 746.50307039 | 1.73605365 | 136385113.28864279 | 317910.99608219 | 563.83596558 |
| ALCOHOL | -4.74074074 | -0.01102498 | 107.40342936 | 0.25023581 | 0.50023576 |
| N_POTASS | 4169.53692344 | 9.69659750 | 792184297.79697030 | 1846489.20157501 | 1358.85584282 |
| SERM_ALB | -4.16479572 | -0.00968557 | 38.69251792 | 0.09009832 | 0.30016382 |
| N_VIT_C | -40.81153441 | -0.09491055 | 4839551.42292718 | 11280.99661884 | 106.21203613 |
| N_RIBOFL | 8.10833151 | 0.01885658 | 609.71914219 | 1.42090034 | 1.19201524 |
| N_OLEC_A | 190.55112943 | 0.44314216 | 207523.11953329 | 483.54004264 | 21.98954394 |
| S_VIT_C | -5.53704146 | -0.01287684 | 101.43183176 | 0.23627164 | 0.48607781 |

TEH 0351415

DUP05030052

GROUP=WHITE MALES

DEP VARIABLE: DI_BLD_S

| SOURCE | DF | SUM OF SQUARES | MEAN SQUARE | F VALUE | PROB>F |
|---|---|---|---|---|---|
| MODEL | 13 | 10389.783 | 799.214 | 6.307 | 0.0001 |
| ERROR | 416 | 52710.824 | 126.709 | | |
| C TOTAL | 429 | 63100.607 | | | |

| | | | |
|---|---|---|---|
| ROOT MSE | 11.256496 | R-SQUARE | 0.1647 |
| DEP MEAN | 86.169767 | ADJ R-SQ | 0.1385 |
| C.V. | 13.06316 | | |

| VARIABLE | DF | PARAMETER ESTIMATE | STANDARD ERROR | T FOR H0: PARAMETER=0 | PROB > \|T\| | TOLERANCE | VARIANCE INFLATION |
|---|---|---|---|---|---|---|---|
| INTERCEP | 1 | 86.237230 | 0.543827 | 158.575 | 0.0001 | . | 0.000000 |
| L_BLD_PB | 1 | 3.074880 | 1.578493 | 1.948 | 0.0521 | 0.916237 | 1.091421 |
| BODYMASS | 1 | 9217.366 | 1321.556 | 6.975 | 0.0001 | 0.941530 | 1.062101 |
| HEMOGLBN | 1 | 0.574153 | 0.651856 | 0.881 | 0.3789 | 0.535509 | 1.867382 |
| SERUM_ZN | 1 | 0.014591 | 0.037348 | 0.391 | 0.6962 | 0.890559 | 1.122890 |
| RD_BD_CT | 1 | -0.269872 | 1.911749 | -0.141 | 0.8878 | 0.522222 | 1.914894 |
| N_CA | 1 | 0.0006778339 | 0.001494304 | 0.454 | 0.6503 | 0.416069 | 2.403445 |
| ALCOHOL | 1 | 3.163821 | 1.137095 | 2.782 | 0.0056 | 0.912864 | 1.095454 |
| N_POTASS | 1 | -0.00163366 | 0.0006735117 | -2.426 | 0.0157 | 0.352624 | 2.835880 |
| SERM_ALB | 1 | 3.780015 | 1.882898 | 2.008 | 0.0453 | 0.924653 | 1.081487 |
| N_VIT_C | 1 | 0.010233 | 0.006368107 | 1.607 | 0.1088 | 0.645626 | 1.548884 |
| N_RIBOFL | 1 | 0.002138735 | 0.686938 | 0.003 | 0.9975 | 0.440505 | 2.270122 |
| N_OLEC_A | 1 | -0.018370 | 0.031788 | -0.578 | 0.5636 | 0.604509 | 1.654234 |
| S_VIT_C | 1 | -1.274405 | 1.255688 | -1.015 | 0.3107 | 0.792820 | 1.261321 |

TEH 0351416

DUP05030053

REGRESSION ON RAW DATA BY GROUPS FOR MODEL 4-DI_BLD_S DEPENDENT

GROUP=WHITE MALES



DUP050300054

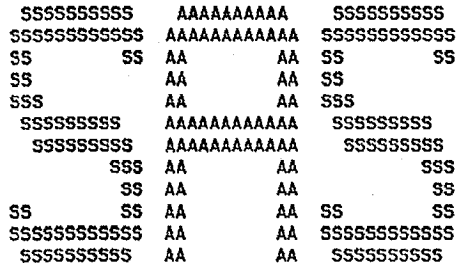











TEH 0351418

N36737.02

DUP05030055

```
1      S A S   L O G    OS SAS 82.4         MVS/XA JOB CAP363R  STEP SAS      PROC LISTRECS          22:41 THURSDAY, APRIL 25, 1985

NOTE: THE JOB CAP363R HAS BEEN RUN UNDER RELEASE 82.4 OF SAS AT E. I. DUPONT DE NEMOURS & COMPANY (01718001).

NOTE: CPUID   VERSION = 23  SERIAL = 021042  MODEL = 3081 .
      CPUID   VERSION = 23  SERIAL = 221042  MODEL = 3081 .

NOTE: SAS OPTIONS SPECIFIED ARE:
       SORT=4

1          DATA MALES FEMALES ;                                                    00010000
2             SET WESLIB.BLOODPRS ;                                                00020000
3             DROP ALCOHOL ;                                                       00030000
4             LENGTH LIQUOR 8 ;                                                    00040000
5             IF BLOOD_PB >= 45 THEN BLOOD_PB = . ;                                00050000
6             IF BLOOD_PB = . | (DI_BLD_S = . & DI_BLD_S = . ) THEN DELETE ;       00060000
7             LIQUOR = ALCOHOL ;                                                   00070000
8             L_BLD_PB = LOG(BLOOD_PB) ;                                           00080000
9             EXAM_DAT = EXAM_DAT - 5844;                                          00090000
10            IF AGE_YY < 12 THEN DELETE ;                                         00100000
11              ELSE IF SEX = '1' THEN OUTPUT MALES ;                              00110000
12                 ELSE OUTPUT FEMALES ;                                           00120000

NOTE: CHARACTER VALUES HAVE BEEN CONVERTED TO NUMERIC
      VALUES AT THE PLACES GIVEN BY: (LINE):(COLUMN).

      7:13

NOTE: DATA SET WORK.MALES HAS 3255 OBSERVATIONS AND 92 VARIABLES. 206 OBS/TRK.
NOTE: DATA SET WORK.FEMALES HAS 3462 OBSERVATIONS AND 92 VARIABLES. 206 OBS/TRK.
NOTE: THE DATA STATEMENT USED 1.90 SECONDS AND 93824K.

13         DATA WHITMALE ;                                                        00130000
14            SET MALES ;                                                         00140000
15            IF 40 <= AGE_YY <=59 THEN OUTPUT ;                                  00150000

NOTE: DATA SET WORK.WHITMALE HAS 679 OBSERVATIONS AND 92 VARIABLES. 206 OBS/TRK.
NOTE: THE DATA STATEMENT USED 0.33 SECONDS AND 93812K.

16         DATA MERGE(RENAME=(LIQUOR=ALCOHOL));                                   00160000
17            SET MALES(IN=M) FEMALES(IN=F) WHITMALE(IN=W) ;                      00170000
18            LENGTH GROUP $ 12 ;                                                 00180000
19            IF DI_BLD_S = . THEN DELETE ;  /*  NOTE VAR 1  */                   00190000
20            BODYMASS = WEIGHT / (HEIGHT * HEIGHT) ;                             00200000
21            IF BODYMASS = . | HEMOGLBN = . | SERUM_ZN = . | RD_BD_CT = . |      00210000
22               N_CA = . | LIQUOR = . | N_POTASS = . | SERM_ALB = . | N_VIT_C =  00220000
23               . | N_RIBOFL = . | N_OLEC_A = . | S_VIT_C = . THEN DELETE ;      00230000
24            IF M = 1 THEN GROUP = 'MALES' ;                                     00240000
25               ELSE IF F = 1 THEN GROUP = 'FEMALES' ;                           00250000
26                  ELSE GROUP = 'WHITE MALES' ;                                  00260000

NOTE: MISSING VALUES WERE GENERATED AS A RESULT OF PERFORMING
      AN OPERATION ON MISSING VALUES.
      EACH PLACE IS GIVEN BY: (NUMBER OF TIMES) AT (LINE):(COLUMN).

      1413 AT 20:15

NOTE: DATA SET WORK.MERGE HAS 5960 OBSERVATIONS AND 94 VARIABLES. 190 OBS/TRK.
NOTE: THE DATA STATEMENT USED 1.05 SECONDS AND 93812K.
```

TEH 0351419

DUP05030056

```
27          PROC SORT ;                                                    00270000
28             BY GROUP ;                                                  00280000

NOTE: 4 CYLINDERS DYNAMICALLY ALLOCATED ON WHD FOR EACH OF 3 SORT WORK DATA SETS.
NOTE: DATA SET WORK.MERGE HAS 5960 OBSERVATIONS AND 94 VARIABLES. 190 OBS/TRK.
NOTE: THE PROCEDURE SORT USED 1.17 SECONDS AND 40K.

29          PROC STANDARD DATA = MERGE OUT = MODEL_2 M = 0 ;               00290000
30             BY GROUP ;                                                  00300000
31             VAR L_BLD_PB BODYMASS HEMOGLBN SERUM_ZN RD_BD_CT N_CA ALCOHOL 00310000
32                 N_POTASS SERM_ALB N_VIT_C N_RIBOFL N_OLEC_A S_VIT_C ;   00320000

NOTE: DATA SET WORK.MODEL_2 HAS 5960 OBSERVATIONS AND 94 VARIABLES. 162 OBS/TRK.
NOTE: THE PROCEDURE STANDARD USED 2.07 SECONDS AND 93842K.

33          PROC REG DATA=MODEL_2 SIMPLE ;                                 00330000
34             MODEL DI_BLD_S =                                            00340000
35                 L_BLD_PB BODYMASS HEMOGLBN SERUM_ZN RD_BD_CT N_CA ALCOHOL 00350000
36                 N_POTASS SERM_ALB N_VIT_C N_RIBOFL N_OLEC_A S_VIT_C /   00360000
37                      TOL VIF ;                                          00370000
38             BY GROUP ;                                                  00380000
39          TITLE 'REGRESSION ON RAW DATA BY GROUPS FOR MODEL 4-DI_BLD_S DEPENDENT';00390000

NOTE: THE PROCEDURE REG USED 1.28 SECONDS AND 93896K AND PRINTED PAGES 1 TO 9.
NOTE: SAS USED 40K MEMORY.

NOTE: SAS INSTITUTE INC.
      SAS CIRCLE
      PO BOX 8000
      CARY, N.C.  27511-8000
```

TEH 0351420

DUP05030057

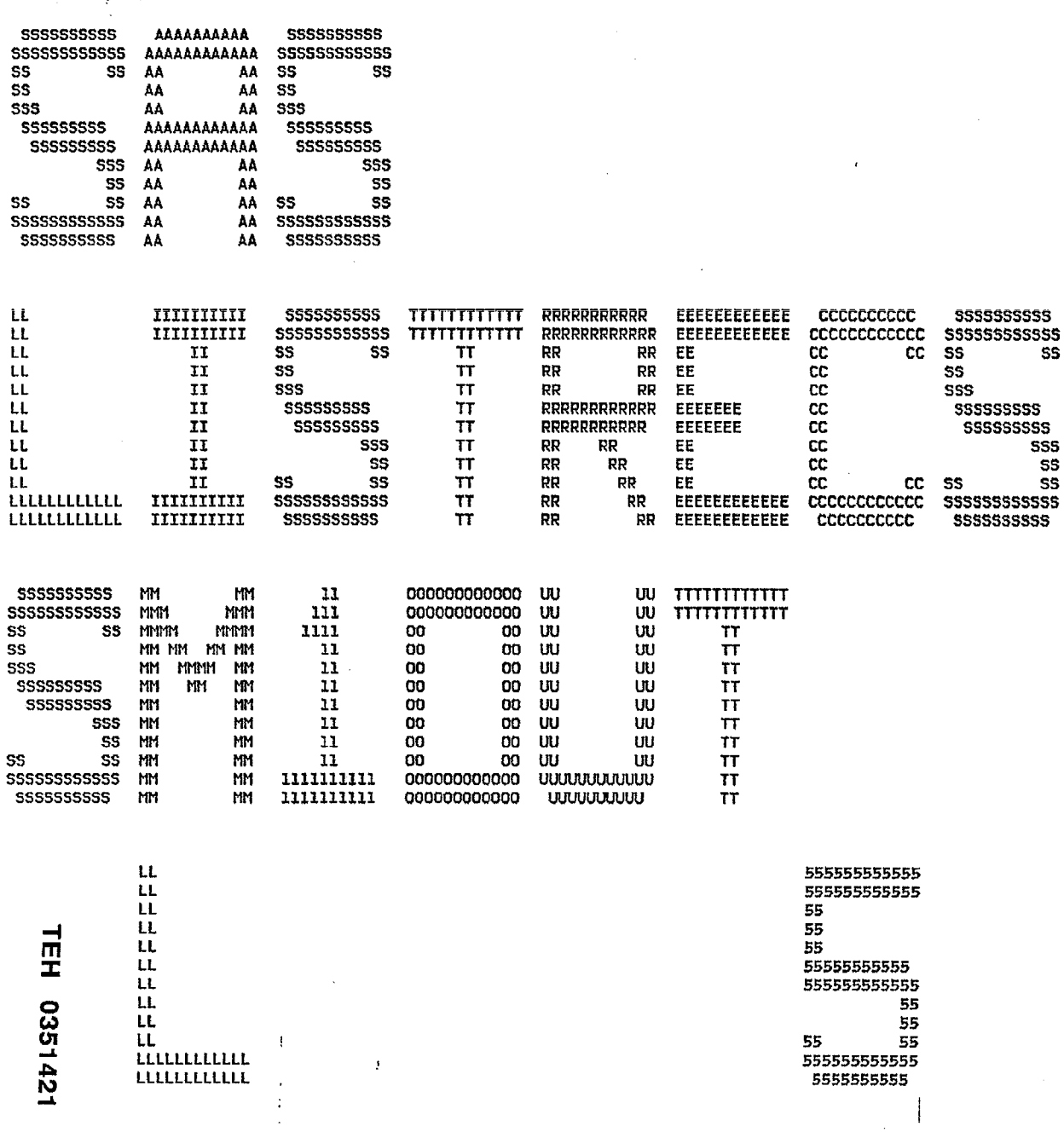


N36737.03

TEH 0351421

DUP050300058

```
ICE000I - --- CONTROL STATEMENTS/MESSAGES ---- 5740-SM1 REL 5.0 PTF 00 ----- 22.41.30 APR 25, 1985 ----

           SORT FIELDS=(00228,012,CH,A,1,4,CH,A),FILSZ=00005960
           RECORD LENGTH=00247,TYPE=F
ICE089I - CAP363R .SAS      , INPUT LRECL = 247, TYPE = F
ICE093I - MAIN STORAGE = (MAX,524288,524288), NMAX = 19400, BLOCKSET
ICE085I - 30 PERCENT OF PRIMARY WORK DATA SET EXTENTS REQUIRED
ICE055I - INSERT 5960, DELETE 5960.
ICE054I - RECORDS - IN: 0, OUT: 0, - END OF SORT
```

TEH 0351422

DUP050300059

JES JOB NO. = 3770 DATE = 85.115

//CAP363R JOB CCL5302,MSGCLASS=L, ==>C.G.PFEIFER, L5185 * CL1

PROCESSOR FOR THIS JOB = SYB

LINES OUTPUT FOR THIS JOB = 000263 PRINTER: B31

CARDS FOR THIS JOB = NONE

TEH 0351423

DUP05030060