SAFETY SWITCHES and INDUSTRIAL CIRCUIT BREAKERS

General Description

Safety Switches—fusible or non-fusible disconnecting means—Horsepower and ampere rated—Visible circuit condition indication, open or closed—Can be padlocked "Off" or "On".

SAFETY SWITCH LUG CAPACITIES

Ampere Rating	Minimum Wire Size	Maximum Wire Size
30	14	6
60	14	4
100	8	1/0
200 (4105, 4131)	6	4/0
200 (4121, 4141, 4143, 4162)	1/0	200 MCM
400	2-1/0	2-350 MCM or 1-500 MCM
600	2-1/0	2-350 MCM
800	3-1/0	3-350 MCM
❶ 800 (Optional)	4-1/0 or 3-4/0	4-350 MCM or 3-600 MCM
1200	4-1/0	4-350 MCM
❶ 1200 (Optional)	4-4/0	4-600 MCM

❶ Available on request from factory.



General (light) Duty—Use in homes, shops, commercial buildings—Suitable for light duty motor disconnect—U.L. file E5239—Meet Federal Specification W-S-865c for type LD switches—Positive make, quick break mechanism except 30 amperes which are positive make and break.

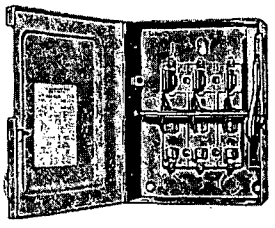

Standard Heavy Duty—For use as industrial or commercial disconnect—Group motor disconnect—Dual interlocked cover—U.L. file E5239—Exceeds Federal Specification W-S-865c for type NDS switches—Quick make, quick break mechanism—Cadmium plated current carrying parts—Non-carbonizing arc shields.



Mill Heavy Duty—For severest duty—Withstand any heat from correctly applied fuses—U.L. file E5239—Exceeds Federal Specification W-S-865c for type NDS switches. Quick make, quick break mechanism—Silver plated current carrying parts—Dual interlocked cover.

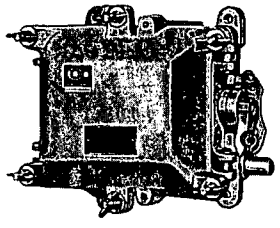

Special Service Enclosures—Mill heavy duty mechanisms—NEMA 4-5 cast iron—Excludes corrosive or conductive dust which would interfer with safe operation—Watertight for outdoor installations—NEMA 7-D & 9-EFG—Use where vapor, gas or dust are present in explosive quantities—U.L. file E12066.

This section contains:

	Pages
Safety Switches	
General (Light) Duty	78-79
Standard Heavy Duty	80-81
Mill Heavy Duty	82-83
Special Service Enclosures	84
Double Throw	85
Selection Tables for Motor Branch Circuits	86-87
Industrial Circuit Breakers — AB-I DE-ION*	
Standard Types E, EH, F, JA, KA and LA	88-89
Standard Types MA and LM	90
Mark 75* Types HF, HK, HKL and HLM	91
Tri-pac* Types, F, K, KL and L	92
Special Types — Adjustable Magnetic, SAFTVUE* and Ambient Compensating	93-94
Accessories and Optional Features	96

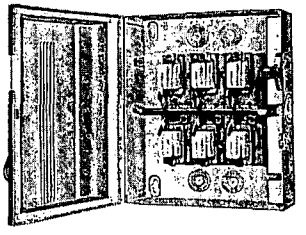

Double Throw Switches—Power transfer switches—Positive make, quick break—Not horsepower rated—Not intended for disconnecting purposes.







Industrial Circuit Breakers—Used like safety switches—Eliminates fuse replacement—Saves mounting space—Front mounted operating handle—Provides tripped or overload condition indication—Individually factory calibrated and tested—Thermal elements sealed to prevent tampering—Overload on any pole trips all 3 through insulated common trip bar—Prevents single phasing polyphase motors—Trip free handle—Cannot be held closed on overload or short circuits—Inverse time-delay protection—Bi-metal thermal element—Ambient compensated breakers available—High interrupting capacity breakers—Tri-pac* 100,000 amperes at 600 volts A-c—Mark 75* 75,000 amperes 240 volts A-c—Solderless lugs accept copper or aluminum conductors (see page 96 for range of sizes.)—Approved for service entrance applications—U.L. listed except Tri-pac* — NEMA 1, 1A, 1B, 3R, 3-4-5 (fabricated sheet steel or cast iron), 7-CD and 9-EFG, 12 enclosures available.

*Trademark of Westinghouse Electric Corp.