MVL R+D 1990

Manville - Box 221
Division Headquarters
April 22, 1968

PLAINTIFF'S
EXHIBIT
K-1528

M. B. Jamin - Pinderne

cc: E. C. Truax - Manville
S. Lane, Jr. - Waukegan
C. R. Nelson - Waukegan
L. R. Blair - Research

J-M RESEARCH RECEIVED APR 22 1968 L. R. BLAIR



EXTRUDED SUPEREX

Would you please accept an "A" assignment to estimate the cost of installing an Extruded Superex line in existing Waukegan Plant.

Attached is a flow chart showing the process and listing suggested equipment.

Our intention is to make a TP run of Extruded Superex on the ACE process equipment and we must be in a position to advise the TP approving authorities of the eventual equipment cost should a decision be made to adopt this process. Trials to date with this process are summarized in Research Report #432-293.

We are committed to having a TP ready for approval by May 1st and, consequently, would like your estimate prior to that date.

The plant has estimated the following square foot areas required in the existing Waukegan IID Plant:

Raw Materials Storage	- 12,000 sq.ft.
Batching and Extruding	- 8,000 sq.ft.
Drying & Truck Storage	- 21,175 sq.ft.
Finishing, & Packaging	- 11,200 sq.ft.
Finished Goods Storage	- 9,000 sq.ft.
Services: Dust collection, Maintence	- 4,000 sq.ft.

Existing services (i.e. water, gas, power, air,) are adequate.

If we adopt this process, we will go out of the Magnesia and Superex pipe covering business completely. We will manufacture only Extruded Superex Block.

The plant has estimated the cost of removing the existing Magnesia and Superex mixing and molding equipment and restoring the premises in the mold room at $10,000. They believe we can arrange for removal for the existing pipe planers at no charge by a local salvage company and that restoration of the premises would amound to $2,000.

I would like to review the process with your engineer before he develops his estimate.

A. E. Bartlett

AEB/jp

DEFENDANT'S
EXHIBIT
OI-99

PROP. EXTRUDED SUPEREX PROC.

RAW MATERIALS
A. CELITE "C" GRADE
B. HYDRATED LIME
C. HYDROMOLITER
D. AMOSITE FIBER
E. REFEED

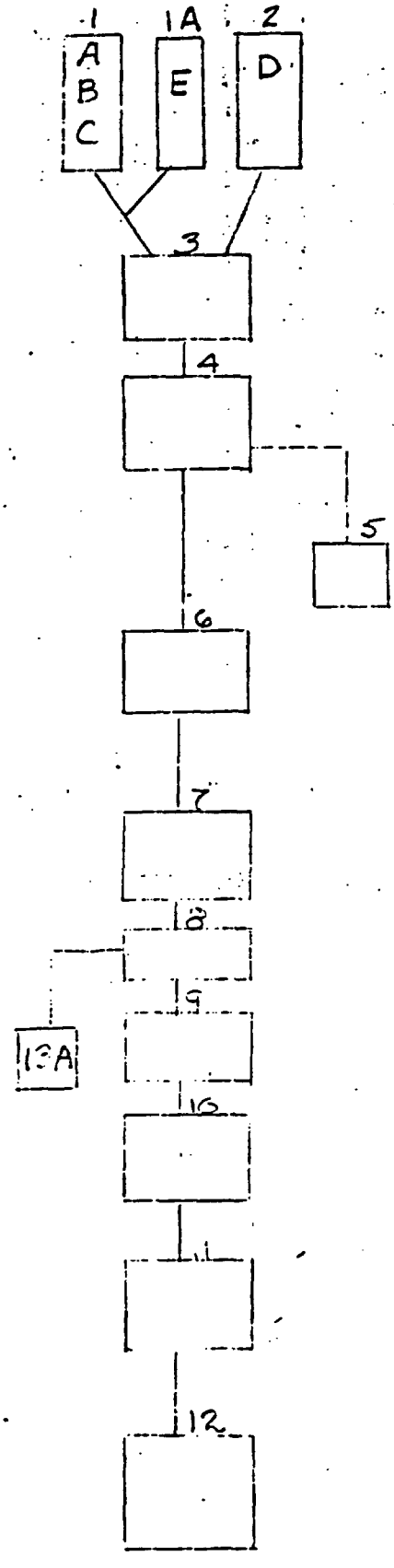

1. HOPPER AND SCREW ELEVATOR
1.A. SCRAP BIN AND WEIGHED FEED SYSTEM (EXISTING)
2. ATTRITION MILL AND FEEDER (EXISTING)
3. AIRMIX MIXER - 5000# CAP. (SPROUT-WALDRON)
4. STORAGE BIN WITH WEIGH HOPPER DISCHARGE APPROX. 11,000# CAP.
5. STOKER BAGGING UNIT - SUPEREX CEMENT (EXISTING)
6. WET MIXERS - 2-SIGMA BLADE MIXERS APPROX. 17 FT³ CAP.
7. EXTRUDER
JIC STOKER FRAME 10¾" SCREW
CHAMBER BLOCK 12" SCREW
8. TRAY [illegible] DEVICE WITH [illegible]
9. TAKE OUT CONVEYOR WITH [illegible] CUT-OUT [illegible]
10. AUTOMATIC TRUCK [illegible] DEVICE. ALSO INCLUDES DRYER TRUCK [illegible] TABLE.
11. TRANSFER TABLE WITH [illegible] AND PINION TYPE TRUCK REMOVAL DEVICE. MUST PUSH 24 [illegible] TRUCKS.
12. DRYER (EXISTING)

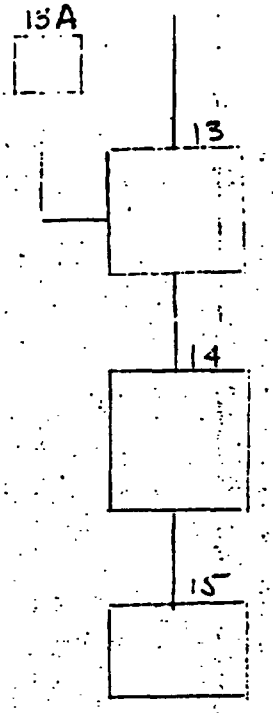

13. BLOCK COOLING AREA. ALSO UNLOADING TO SKIDS FOR INPROCESS STORAGE IF DESIRED.

13.A. TRUCK RETURN AND SKID UNLOADING

14. END TRIM AND SURFACE FINISHING (MODIFY EXISTING PLANER. ESTIMATE COST OF "TIME SAVER" SANDER)

15. PACKAGING AND SEALING (EXISTING)