Monsanto

INSTRUMENT FUNCTION OUTLINE	CED LOOP NO. FIC 303-1	
PLANT WGK	ISSUED BY STEVENS / DATE 3/19/70	PLANT LOOP NO.
DIVISION ORGANIC / BLDG/DEPT 24 / AUTH NO. 2417	REV. BY / DATE	REV 0 / SHEET 1 OF

COLUMN 301
TOP PRODUCT FLOW CONTROL

1.0 NEED FOR LOOP

THIS LOOP IS NEEDED TO CONTROL THE TOP PRODUCT (MCS-1016) FLOW RATE. CONTROL OF THIS FLOW RATE INDIRECTLY DETERMINES REFLUX RATE TO THE COLUMN, SINCE ALL LIQUID FROM THE COLUMN CONDENSER, WHICH IS NOT TAKEN OFF AS PRODUCT OR LIGHT ENDS, IS RETURNED TO THE COLUMN AS REFLUX.

1.1 DESCRIPTION OF LOOP

1.1.1 FUNCTION - THE LOOP IS COMPOSED OF SEVERAL COMPONENTS, WHOSE FUNCTIONS ARE AS FOLLOWS

FV 303-1 FLOW CONTROL VALVE

FT 303-1 ROTAMETER FLOW TRANSMITTER - OUTPUT IS LINEAR WITH FLOW

FIC 303-1 FLOW CONTROLLER WITH REMOTE SET POINT - GENERATED BY PCV 303-1 OR PCV 303-2

PCV 303-1, 303-2 + FCV 303-1 THESE COMPONENTS DEVELOP

ES 141
(8/69)

PCB-ARCH-EXT0374118

SIGNAL FOR FIC 303-1. THE SIGNAL WILL BE HIGH OR LOW DEPENDING ON THE ACTUATION OF ECV 303-1.

FQ 303-1 FLOW TOTALIZER

TOTALIZER READING x FACTOR IS PRODUCT FLOW IN GALLONS. AT A PRE-SET TOTAL, AS DETERMINED BY THE OPERATOR, A CONTACT CLOSURE SIGNAL FROM THE TOTALIZER ENERGIZES FCV 303-1.

FY 303-1 SIGNAL CONVERTOR. CONVERTS THE LINEAR SIGNAL FROM FT 303-1 TO A SQUARED SIGNAL SUITABLE FOR TOTALIZING BY FQ 303-1.

1.1.2 System Performance Required

1.1.3 Accomplishment of Function

FLOW CONTROL - FLOW CONTROL IS ACCOMPLISHED BY COMPONENTS FT-303-1, FIC-303-1 & FV 303-1 FUNCTIONING AS A TYPICAL CONTROL LOOP. FQ 303-1 TOTALIZES THE COMBINATION OF PRODUCT AND LIGHT ENDS FLOW

PCB-ARCH-EXT0374119

Monsanto

INSTRUMENT FUNCTION OUTLINE

CED LOOP NO.			
FIC 303-1			
PLANT WGK	ISSUED BY STEVENS	DATE 3/19/70	PLANT LOOP NO.
DIVISION ORGANIC	BLDG/DEPT 296	AUTH NO. 2417	REV. BY / DATE
REV 0	SHEET 3 OF		

REFLUX RATE CHANGE - AT A PRESET PRODUCT / LIGHT ENDS TOTAL, THE SET-POINT OF FIC 303-1 IS AUTOMATICALLY REDUCED. THIS IN TURN DIVERTS MORE REFLUX TO THE COLUMN AND THUS INCREASES THE REFLUX RATE

2.0 COMPONENT AND CALIBRATION DATA

LOOP SPECIFICATION SHEETS

IS-2417-42 SH 5, -12 SH 1, -15 SH 1, -22 SH 1, -44 SH 2, -30 SH 1

2.1 LOOP DIAGRAM

SEE ATTACHED 8½" x 11" SCHEMATIC DIAGRAM REF 2417-I.2

2.3 RELATED ELECTRICAL CIRCUITS

2417-E7

ES-14.1
(8/69)

PCB-ARCH-EXT0374120

Monsanto COMPANY	*DIRECT OPERATED *PRESSURE REGULATING *VALVE SPECIFICATIONS	DIVISION 002	PLANT WGK	* SPEC NO. IS 2417-A2
LOCATION WGK		AUTH NO. 2417	DEPT OR AREA 246	SHEET 5 OF 9 REV 1

1	Valve No. 2417-	PCV-303-1		PCV-303-2		PCV-308-2						
	Service	+PG-303-1		+PG-303-2		STEAM TO STEAM JET						
	Line Number & Size	FIELD CABINET		→		SM-1-F3317-1½"						
	Process Material	INST AIR		→		STEAM						
Operating Data	Flow Temperature	AMBIENT		→		390°F						
	Working Pressure (PSIG Inlet)	60		→		200 PSIG						
	Valve to Close Against (PSIG.)	60		→		200 PSIG						
	Sp. Gr. @ Flow Temp.	1.0		→		2.1 FT³/#						
Design Conditions Gas @ 60°F 14.7 PSIA Liquid @ Flow Temp.	Normal Flow	0		→		500 #/HR						
	Max. Flow	0		→		600 #/HR						
	Units: SCFM, SCFH, GPM or #/Hr.	SCFH		→		#/HR						
	Fluid	LIQ.	GAS	STM	LIQ.	GAS	STM	LIQ.	GAS	STM	LIQ.	GAS	STM
	Inner Valve Travel, % @ Design Flow	—			—							
	ΔP Cv (Calc.) @ Design Cond.	55	—		50	—						
	Calculation Sheet No.	—			—							
8* Valve Specifications	*Valve Body Size	¼" NPT		→		1½"						
	Valve Port Size	—		—		FULL						
	Body Rating & Conn. Size	250 PSI	¼" SCRD	→		250#	1½" R.F.					
7	Body Material	ALUMINUM		→		HI TENSILE IRON						
	Trim Material	BRASS		→		STAINLESS STL						
	Type Inner Valve	BUNA N		→		STAINLESS STL						
	Seats (Double or Single)	SP	DP	SP	DP	SP	DP	SP	DP			
	Valve actuator (Diaph or ~~Piston~~)	DIAPH	PISTON	DIAPH	PISTON	DIAPH	PISTON	DIAPH	PISTON			
	Matl of Const (Diaph or ~~Piston~~)	BUNA N		→		STAINLESS STL						
	Lubricator / Isolating Valve	—	—	—	—	—	PILOT					
	Packing	—		—		NONE						
	Guiding	SKIRT	TOP	BTM	SKIRT	TOP	BTM	SKIRT	TOP	BTM	SKIRT	TOP	BTM
	Spring Setting PSIG	5		10		150 #						
9*	*Spring Range PSIG	5-20		5-20		70-150 #						
	On Increased Pressure Valve	OPENS	CLOSES	OPENS	CLOSES	OPENS	CLOSES	OPENS	CLOSES			
	Type of Regulator					PILOT OPER.						
REMARKS	Accessories or Special Features					REDUCING						
	2" OUTPUT GAUGE	YES		YES		VALVE						
	PANEL MOUNTING	YES		YES								
DIMENSIONS		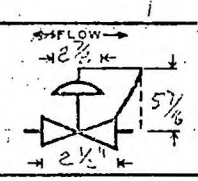		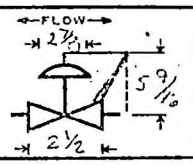		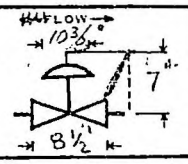		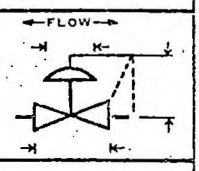				
2 PURCHASING	Manufacturer	FISHER		→		FISHER						
6*	*Catalog No.	67 RPTC		→		92 B						
	P.O. No.											
	Price	$15		$15		$183						

REV. DATE								
0	PREPARED	EHS	12/31/70	4				
1	ADDED PCV-308-2	EHS	12/31/70	5				
2				6				
3				7				

ES 109 (10/66)

PCB-ARCH-EXT0374121

Per 7*

Monsanto COMPANY	RECEIVER – CONTROLLER SPECIFICATION ~~ELECTRONIC~~ – PNEUMATIC	DIVISION 002	PLANT WGK	SPEC NO. IS-2417-12
LOCATION WGK		AUTH NO. 2417	DEPT OR AREA 246	SHEET 1 OF 3 REV 0

1	Instrument No. 2417 –		PIC-301-5	PDI-301-4	FIC-303-1	LI-312-3
	Service					
	Location – Panel or Equipment No.		PANEL	→	→	→
3	RECEIVER: Record Indicate Control		INDICATE, CONTROL	INDICATE	INDIC, CONTROL	INDICATE
6*	*Number of Points		1	1	1	1
	Chart	Size & Type				
		Range				
		Drive / Speed				
	Scale	Size & Type	10" x 1 3/4" TAPE	4" x 1 3/4" FXD	4" x 1 3/4" FXD	4" x 1 3/4" FXD
		Range	0-100 LIN	0-10 LIN	0-10 LIN	0-10 LIN
	Ratio, Cascade, Computer – Set		MECH SET PT	NONE	CASCADE	NONE
	Auto – Manual By Pass		YES / ~~NO~~	YES / NO	YES / ~~NO~~	YES / NO
	CONTROLLER: Location		INTEG. / ~~REMOTE~~	INTEG. / REMOTE	INTEG. / ~~REMOTE~~	INTEG. / REMOTE
	Proportional Band %		2-500 %	NONE	2-500 %	NONE
	Auto-Reset Mode		~~NO~~ / SLOW / ~~FAST~~	NO / SLOW / FAST	~~NO~~ / SLOW / ~~FAST~~	NO / SLOW / FAST
	Rate Mode		~~YES~~ / NO	YES / NO	~~YES~~ / NO	YES / NO
	On Measurement Increase Instrument Output		~~INC.~~ / DEC	INC. / DEC	~~INC.~~ / DEC	INC. / DEC
	SIGNALS: Measurement Input	Range & Units	3-15 PSIG	3-15 PSIG	3-15 PSIG	3-15 PSIG
		From	PT 301-5	PDT 301-4	FT 303-1	LT 312-3
	Controller Output	Range & Units	3-15 PSIG	NONE	3-15 PSIG	NONE
		To	PV 301-5	NONE	ITEM 303	NONE
	Set Point	Range & Units		NONE	3-15 PSIG	NONE
		From		NONE	FCV –	NONE
	Power Supply – Electric, Pneumatic		PNEUMATIC	PNEUMATIC	→	PNEUMATIC
	Electrical Area Classification		GEN. PURPOSE	GEN. PURPOSE	→	→
	REMARKS: Accessories or Special Features					
	REMOTE SET POINT		NO	NO	YES	NO
	COLOR		TAN	TAN	TAN	TAN
	LOCAL SET POINT		YES	NO	NO	NO
	PROCESS VARIABLE INDIC		YES	YES	YES	YES
	SET POINT INDICATION		NO	—	NO	—
2	PURCH.: Manufacturer		FISCHER-PORTER	→	→	
4*	*Receiver Catalog No.	51-	1351ABFC	1352FPAC	1351AEEC	1352FPAC
5*	*Controller Catalog No.					
	P.O. No.					
	Price		$460 EST	$170 EST	$441 EST	$170 EST

REV. DATE							
0	PREPARED	EHS	10/16/72	4			
1				5			
2				6			
3				7			

PCB-ARCH-EXT0374122

Monsanto COMPANY	INSTRUMENT SPECIFICATIONS	DIVISION	PLANT	SPEC NO.
LOCATION WGK	FLOW INTEGRATOR	CO2	WGK	IS-2417-1S
		AUTH NO. 2417	DEPT OR AREA 246	SHEET 1 OF — REV 1

Instrument No.	2417 - FQ-303-1
Service	MCS-1016 PRODUCT
	TOTALIZE
Equipment No. or Line No. & Size	PANEL
Process Material	MCS-1016
MOUNTING	PANEL
OVER-ALL DIMENSIONS	9" WIDE, 6 3/8" HIGH
	10" DEEP
CUT-OUT DIMENSIONS	7 7/8" WIDE x 5 7/8" HIGH
COUNTER	5 DIGIT
EXTERNAL RESET	
KNOB	YES
TOTALIZER TO ACTUATE A SWITCH CONTACT WHEN A PREDETERMINED TOTAL COUNT IS REACHED	YES
SWITCH	SPDT
RATING	3 AMPS, 110 VAC
AIR SUPPLY	20 PSIG, FILTERED
INPUT SIGNAL	3-15 PSI
SUPPLY CONNECTION	1/4" NPT
SIGNAL CONNECTION	1/4" NPT
INTEGRATOR COUNTS	
FACTOR EQUALS	1.28
(READING x FACTOR = FLOW (GALLONS))	
COUNTS PER HOUR	720
EQUIVALENT TO	15.0 PSIG INPUT
EQUIVALENT TO	15.4 GPM (MCS-1016)
EQUIVALENT TO	925 GALLONS/HOUR
THIS ITEM USED WITH PNEUMATIC ANALOG COMPUTER FY 303-1	
SEE SKETCH	

FQ 303-1 — THIS SPECIFICATION

FY 303-1

FIC 303-1

FT 303-1 — ROTOMETER

PURCHASING			
Manufacturer	FOXBORO		
Catalog No.	14A-EBK		
P.O. No.			
Price	$520.		

REV.	DATE				
0	ORIGINAL PREPARED	EHS	11/2/70	4	
1	CHG. SPEC	EHS	11/11/70	5	
2	CHG CALIBRATION	EHS	3/11/71	6	
3				7	

ES 115 (10/66)

PCB-ARCH-EXT0374123

Monsanto COMPANY LOCATION W3K	INSTRUMENT SPECIFICATIONS ANALOG COMPUTER	DIVISION 002	PLANT W3K	SPEC NO. IS-2417-22
		AUTH NO. 2417	DEPT OR AREA 246	* SHEET 1 OF	REV 0

Instrument No. 2417-	FY-303-1
Service	MCS-1016 PRODUCT TOTALIZE
Equipment No. or Line No. & Size	ANALOG
Process Material	COMPUTER
MOUNTING	FIELD PANEL
INPUT SIGNAL	3-15 PSIG
FROM	FT 303-1
AIR SUPPLY REQUIRED	20 PSIG
CASE	NEMA 3 WEATHER PROOF
CONNECTIONS (ALL)	1/4" NPT
OUTPUT SIGNAL	3-15 PSIG
	* OUTPUT SIGNAL IS SQUARE OF INPUT SIGNAL
ACCURACY	0.25% OF SPAN
WITH 3½" SIZE PRESSURE GAGES	
0-10 SQUARE ROOT SCALE INPUT	
0-100 LINEAR SCALE OUTPUT	YES
THIS ITEM USED WITH FLOW TOTALIZER FQ 303-1	SEE SKETCH

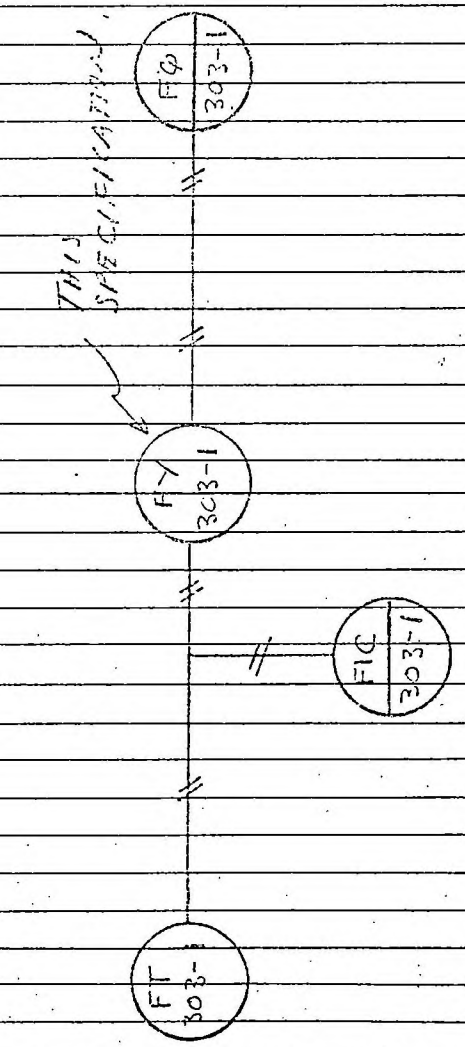

PURCHASING				
Manufacturer	FOXBORO			
Catalog No.	556-11-30			
P.O. No.				
Price	#310	8 WEEK DELIVERY		

REV.	DATE							
0		PREPARED	EHS	11/2/70	4			
1					5			
2					6			
3					7			

FS 115 (10-66)

PCB-ARCH-EXT0374124

Monsanto COMPANY

LOCATION WGK

*ROTAMETER SPECIFICATIONS

DIVISION	PLANT	*SPEC NO.
002	WGK	IS-2417-N
AUTH NO.	DEPT OR NO.	SHEET / REV
2417	246	2 OF 6 / 0

1	Instrument No.			2417 -		FT-303-1		FT-303-3		-		FI-324-2
	Service											
	Process Material					MCS-1016		MCS-1016				WATER
	Line No.					1-303-2		1-303-1				
	Line Size, Schedule					2", 40		4", 40				1", 40
	SERVICE	Operating Conditions	Pressure PSIA	Temp. °C		14.7	65	1.0	65			15 / 16
			S.P. Gr.	Visc. C.P		1.35	7.0	1.35	7.0			1.0 / 1.0
		Base Conditions	Pressure PSIA	Temp. °C		14.7	65	14.7	65			15 / 16
			Sp. Gr.	Visc. C.P		1.35	7.0	1.35	7.0			1.0 / 1.0
		Inlet Pressure – Max. PSIA				14.7		14.7				47
		Flow Base Conditions	Liquid GPM (MAX)			14.0		40.0				1.0
			Gas			—		—				—
			Steam			—		—				—
		Fluid Character	Clean	Trans.	Steady	CLEAN		CLEAN				CLEAN
			Slurry	Opaque	Pulse	STEADY		STEADY				STEADY
3	CASE	Indicating, Recording, Transmitting				INDICATING		INDICATING				INDICATING
		Chart Or Scale	Size & Type			+TRANSMITTING		+TRANSMITTING				
			Range			5" SCALE		5" SCALE				3" SCALE
			~~Drive & Speed~~ SCALE			8-100 %		8-100 %				0.4 TO 3.0 GPM
	SIGNAL	Instrument Output	Range & Units			3-15 PSIG		3-15 PSIG				NONE
			To			FIC-303-1		FI-303-3				—
		Power Supply ~~Electrical~~, Pneumatic				20 PSIG		20 PSIG				NONE
		Electrical Area Classification				—		—				—
6*	BODY	*Connection – Size & Rating				1" FLG 150#		2" FLG 150#				½" NPT
		Arrangement of Connections	Inlet									
			Outlet									
		Metering Tube Size (by Vendor)				6 (EST)		9 (EST)				½"
		Meter △P Normal (by Vendor) "W.C.				29.5 (EST)		19.5 (EST)				—
		Materials Of Construction	Body Fittings			316 S.S.		CARBON STL				BRONZE
			Metering & Ext. Tube			316 S.S.		CARBON STL				GLASS
			Float			316 S.S.		316 S.S.				BRASS
			Packing or Gaskets			TEFLON		TEFLON				BUNA-N
	REMARKS	Accessories or Special Features										
		ACCURACY				± 1 %		± 2 %				± 5 %
		METERING TUBE				M6-35-5		M9-35-5				0.4 TO 3.0 GPM
		FLOAT SHAPE				S.V.		S.V.				—
		MAX FLOW (H2O) GPM				18.40		50.1				2.0
		AIR PURGE				YES		YES				NO
		METER EXPANSION WELL				316 SS		316 SS				—
		CONDENSATION FILTER										
		REG. WITH GAUGE				YES		YES				NO
2	PURCH.	Manufacturer				FISHER & PORTER		→		→		→
5*		*Catalog Number				10A1152A-OK	-1401KA41	-1401KA41		DELETE		10A2235
		Purchase Order Number										
		Price				#494		#509				#50

REV.						
	3	PREPARED	EHJ	8/26/70	4	
	1	GAS TEMP RATING FT 303-1 305-3	EHJ	9/14/71	5	
	2	CHG MAX FLOW FT-303-1	EHJ	11/71	6	
	3				7	

ES 102 (10/66)

PCB-ARCH-EXT0374125

Monsanto

CONTROL VALVE SPECIFICATION

LOCATION	DIVISION	PLANT	SPEC NO.
WGK	002	WGK	IS-2417-5.0
	AUTH NO. 2417	DEPT OR AREA 246	SHEET 1 OF 5 — REV 2

INSTRUMENT NUMBER		2417 -	FV-101-S		FV-303-1						
SERVICE			PROFESSM F		PROCESS						
LINE NUMBER			CONTROL		FLOW						
PROCESS MATERIAL			AIR		VCM-1016						
OPERATING DATA	FLOW TEMPERATURE		60°F		150°F						
	WORKING PRESSURE (PSIG INLET)		15 PSIA		FULL VACUUM						
	VALVE TO CLOSE AGAINST (PSIG)		15 PSIA		25 PSIG						
	SP GR AT FLOW TEMPERATURE		1.0 AIR		1.35 H2O						
	VAPOR PRESSURE AT TEMP, MM HG		—		35 MM HG						
DESIGN COND GAS @ 60 F 14.7 PSIA LIQUID @ FLOW TEMP	FLUID	~~LIQ~~	GAS	~~STM~~	LIQ	GAS	STM	LIQ	GAS	STM	LIQ	GAS	STM
	NORMAL FLOW – UNITS		460 SCFH		9-12 GPM								
	MAXIMUM FLOW – UNITS (REQUIRED)		500 SCFH		12 GPM								
	Δ P		15 PSI		22.5 PSIG								
	% TRAVEL & Cv AT DESIGN CONDITIONS	20%	2.3		75%	2.8							
VALVE SPECIFICATION	VALVE BODY SIZE		1"		1"								
	BODY RATING & END CONNECTION	~~300#~~	SCR	FLG	150#	SCR	~~FLG~~		SCR	FLG		SCR	FLG
	BODY MATERIAL		CARBON STL		316 SS								
	TRIM SIZE OR MAXIMUM Cv	3/8"	5.3		1/2"	5.36							
	SEATS	SP	~~DP~~		(SP)	DP		SP	DP		SP	DP	
	TRIM MATERIAL		316 SS		316 SS								
	TYPE INNER VALVE		MICRO-FLUTE		MICRO-FORM								
	PACKING		TEFLON V RING		TEFLON V RING								
	GUIDING	~~SKIRT~~	TOP	~~BTM~~	~~SKIRT~~	(TOP)	~~BTM~~	SKIRT	TOP	BTM	SKIRT	TOP	BTM
	VALVE ACTUATOR	DIAPH	~~PISTON~~		DIAPH	PISTON		DIAPH	PISTON		DIAPH	PISTON	
	SIGNAL FROM INSTRUMENT (PSIG)		3-15 PSIG		3-15 PSIG								
	AIR PRESSURE TO OPERATOR		3-15 PSIG		3-15 PSIG								
VALVE POSITIONERS	MODEL NO.		NO		NO								
	3 GAGES	BYPASS	—	—	—	—							
I/P TRANSDUCER	MODEL NO.		NO		NO								
	SIGNAL		—		—								
PIPED & MOUNTED AIR SUPPLY REGULATOR			~~YES~~	NO	YES	~~NO~~		YES	NO		YES	NO	
ON AIR FAILURE VALVE			CLOSES	~~OPENS~~	(CLOSES)	~~OPENS~~		CLOSES	OPENS		CLOSES	OPENS	
FLOW TENDS TO			~~CLOSE~~	OPEN	~~CLOSE~~	(OPEN)		CLOSE	OPEN		CLOSE	OPEN	
AIR SUPPLY TO VALVE (PSIG)			3-15 PSIG		3-15 PSIG								

REMARKS			
ACCESSORIES OR SPECIAL FEATURES		BAR STOCK	
AIR VISCOSITY C.P.	0.018	VALVE, INSTALL	
AIR DENSITY #/FT3	0.0764	BETWEEN	
		FLANGES	

DIMENSIONS			
A. FACE TO FACE	7 1/4	3 3/8"	
B. FACE TO CENTER	3 1/4	1 1/16"	
C. FACE TO CENTER	3 13/16	2 9/16"	
D. CLEARANCE	24"	24"	
E. CLEARANCE	24"	24"	
H. ACTUATOR DIAMETER	11 3/8	11 3/8"	
J. ACTUATOR HEIGHT	18 13/16	17 5/16"	

OBSTRUCTION

PURCH.			
MANUFACTURER	FISHER	FISHER	
CATALOG NUMBER	667-A	667-EF	
PURCHASE ORDER NUMBER			
PRICE	# 285	# 242.	

REV					
0	PREPARED	EHS	10/17/70	3	
1	ADD FV-303-1	EHS	9/10/70	4	
2	CHG FV-303-1 SPECS	EHS	2/9/71	5	

ES 110 (REV 2/70)

PCB-ARCH-EXT0374126

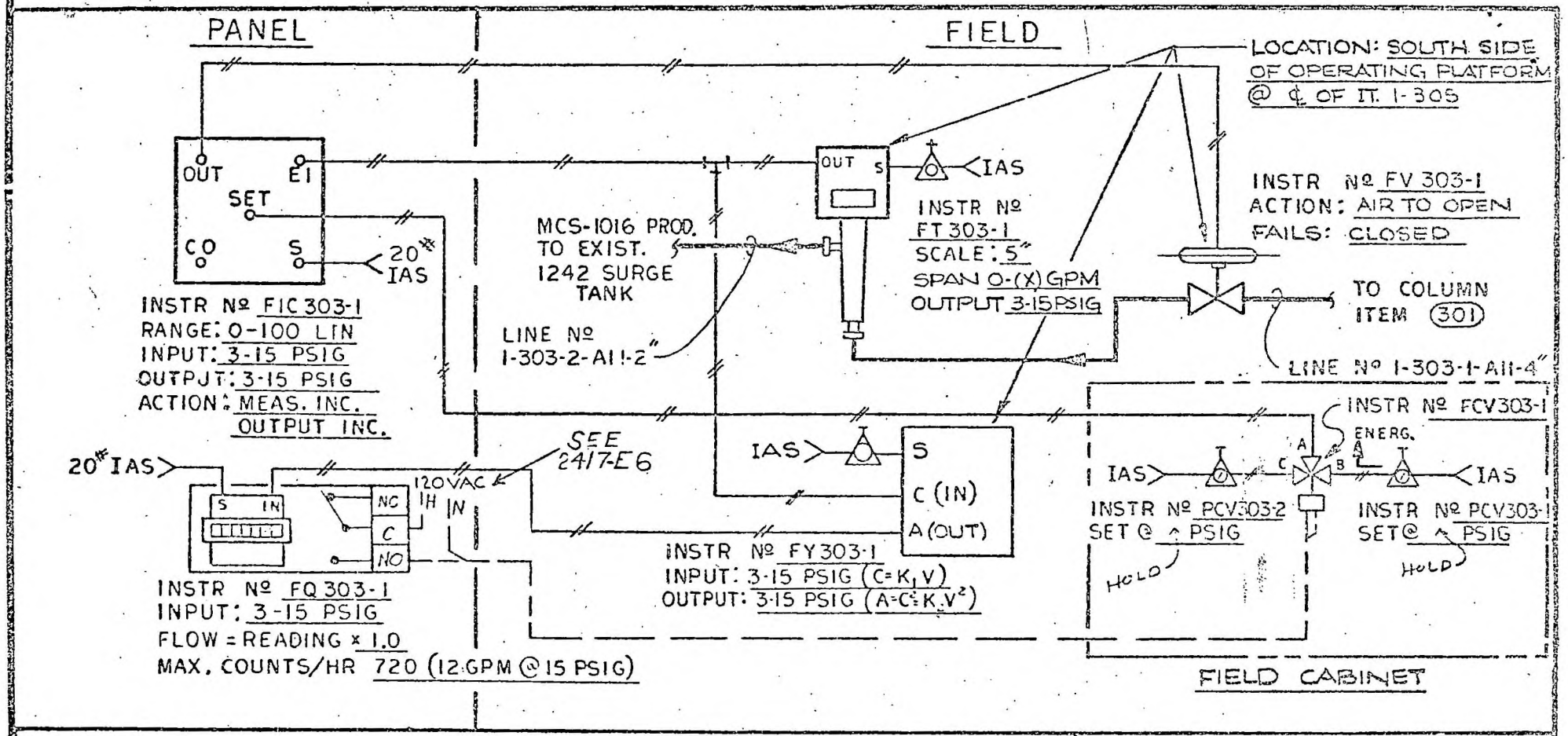

BILL OF MATERIAL

MARK NO.	QUAN	SPEC 2417	P.O. NO. 2417-9-	DESCRIPTION
FIC 303-1	1	12	DWG 2417-I14	FISCHER & PORTER MODEL 1351AEFC IND & CONTROLLER
FQ 303-1	1	15	DWG 2417-I14	FOXBORO MODEL 14A-EB FLOW INTEGRATOR
FT 303-1	1	41	0012	FISCHER & PORTER MODEL # 10A1152A0K-1401KA41 IND. XMTR
FY 303-1	1	22	0007	FOXBORO MODEL 62SD-11-30 ANALOG COMPUTER
FV 303-1	1	30	0020	FISHER MOD. 667-BF BAR STOCK CONTROL VALVE

MARK NO.	QUAN	SPEC. 2417	P.O. NO. 2417-9-	DESCRIPTION
FCV 303-1	1	—	DWG 2417-I16	ASCO MOD. 8320A85 3-WAY SOLENOID VALVE
PCV 303-1	1	42	↓	FISHER MOD. 67 PANEL MTD REGULATOR W/ GAGE
PCV 303-2	1	42	↓	SAME AS ABOVE

MONSANTO COMPANY
CENTRAL ENGINEERING DEPARTMENT, ST. LOUIS, MISSOURI

MONSANTO COMPANY CONFIDENTIAL — This drawing is the confidential property of Monsanto Company and is to be used only by authorized personnel and in the interest of Monsanto. It must be accounted for; shall not be reproduced in whole or part without prior written permission from Monsanto; and must be returned to Monsanto's Central Engineering Department at any time upon request, but in any event at completion of the work or job. The recipient agrees to keep confidential, and to require his (its) employees to keep confidential, the information contained hereon. Disclosure of the information contained hereon shall be made only to those persons who require such information for their work on Monsanto's projects.

INSTRUMENT SCHEMATIC DIAGRAM

LOOP NO. FIQC 303-1

FUNCTION FLOW CONTROL - MCS-1016

CEA NO.	REFERENCE NO.
2417	I2C

PCB-ARCH-EXT0374127