Lewis M. Ellison

214 West Kinzie Street :-: **Chicago, Ill.**

Products:

ELLISON POINTER DRAFT GAGES, INCLINED DRAFT GAGES, VERTICAL DRAFT GAGES, INCLINED-VERTICAL DRAFT GAGES, INCLINED PITOT TUBE GAGES, INCLINED AIR FILTER GAGES, SATURATOR PRESSURE GAGES, AND STEAM CALORIMETERS. DESIGNED AND MANUFACTURED BY LEWIS M. ELLISON.

Ellison Pointer Draft Gage:

STRAIGHT-LINE VERTICAL: *This improved pointer draft gage, converting an arc into a straight line, is of remarkable accuracy and repeats precisely. It is of unusual substantial construction and is made in 1 to 12 readings with color code system of drafts. It has a powerful bell of 10 cu. in. displacement. The bell and fulcrum knife edges are*



secured against displacement with straps. The fulcrum knife edges are of hardened steel, ¼ in. long. The bells have a common pan, with drain, and the liquid used is kerosene. The pan is filled thru a large tube, combining a filler and liquid level indicator. It is made for wall and panel mountings—panel projection 1 in.

The scales are of unusual visibility, 10 in. long, of uniform spacings, and are illuminated from the back with a standard 15 watt bulb, one for nine pointers, which, with the casing white enameled inside, makes a most efficient lighting system.

Ellison Tube Draft Gages:

The famous Ellison Inclined Tube Gage, the recognized standard of accuracy in draft gages, was introduced in 1896. Water having a variable movement, a petroleum oil is used. Nearly all the gages have sliding scales for setting zero, requiring no refilling for several years. The stationary gages have white enameled scales, and the open type inclined gages are equipped with micrometer levelers.



INCLINED DRAFT GAGE: *Made in .3 in. range for domestic furnaces and in ½, 1, 2, 3, 4, 5, 6 and 7½ in. range, and in mm., for power boilers, suction, pressure or differential.*



COMBINATION INCLINED DRAFT GAGE: *By turning the handle, this gage reads furnace, flue or differential draft in 1 and 1½ in. range, and in mm.*



MULTI-TUBE INCLINED DRAFT GAGE: *Made in 2, 3 and 4 tubes in 1 to 7½ in. range, and in mm. suction, pressure or differential.*

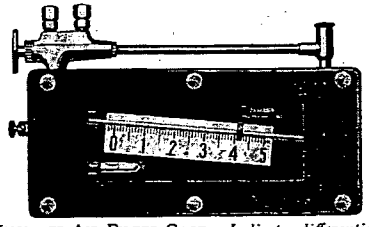

INCLINED AIR FILTER GAGE: *Indicates differential thru air filters and the time for cleaning filters, by setting the pointer at the highest reading that will clean the air properly. Made in ½ and 1 in. range, and in mm.*



INCLINED DRAFT GAGE—OPEN TYPE: *For technical institutions and power plant testing. With sliding scale and micrometer leveler. Made in 1, 1½, 2, 3 and 6 in. range, and in mm., suction, pressure or differential.*

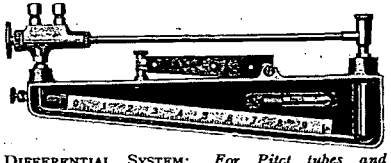

DIFFERENTIAL SYSTEM: *For Pitot tubes and differential readings, preventing the liquid from blowing out in static pressures in excess of the scale range. Applied to any of the inclined gages.*



PORTABLE INCLINED DRAFT GAGE: *For traveling engineers, light and compact. Made in ½, 1, 1½ and 2 in. range, with attachments and pressed aluminum carrying cases.*

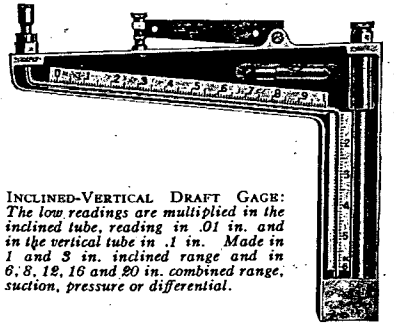

INCLINED-VERTICAL DRAFT GAGE: *The low readings are multiplied in the inclined tube, reading in .01 in. and in the vertical tube in .1 in. Made in 1 and 3 in. inclined range and in 6, 8, 12, 16 and 20 in. combined range, suction, pressure or differential.*

VERTICAL DRAFT GAGES: *The open type is for portable use and is made in 5 and 10 in. range, and in os. The single tube cover type is for stationary use and is made in 4, 7, 12 and 20 in. range, and in cm. and oz. In multi-tube it is made in 7 and 10 in. range, in 2 to 12 tubes, with back connections and with casing around the frame for panels.*



Ellison U Path Steam Calorimeter:

In this recently improved steam calorimeter, a remarkable performance of 2 degrees within the theoretical temperature is obtained.

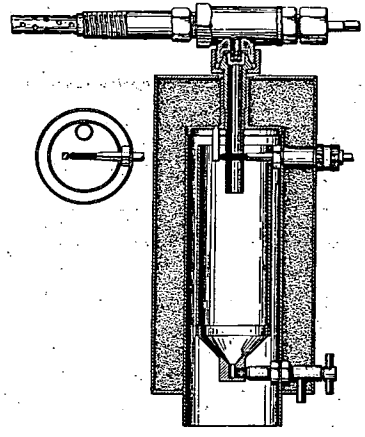

Steam enters and escapes at the top of the steam chamber, forming a U path. Momentary excess moisture is separated and re-evaporated by the superheated steam, lowering the temperature on the superheat thermometer in direct proportion. This cycle forms a throttling, separating and re-evaporating calorimeter in a single steam chamber, which is steam jacketed by the down-flow escaping steam. The jacket steam is protected against chilling by a 1 in. insulating jacket on the sides and 1½ in. on the top of the jacket, which is filled with lamp black and encased by a bright nickel plated casing.