PLANT MANAGER'S SAFETY BOARD
MINUTES OF MEETING
September 20, 1978

cc: W. G. Juhl
R. C. Martini
G. E. Small

Present:

G. W. Bostick
P. E. Brubaker
J. E. Clark
E. P. Bailey (for Danner)
G. W. Daues
J. B. Cook (for Fuller)
J. A. Glass
C. M. McCullough
D. W. Metten
M. L. Owens
G. T. Ryan
J. G. Trafton
W. H. Triplett

PLAINTIFF'S EXHIBIT
MON-794

1. REVIEW OF STATISTICS

TEXAS CITY SAFETY PERFORMANCE SUMMARY
AUGUST 1978

TOTAL INJURY CASES

1977		1978	
MTD	YTD	MTD	YTD
31	198	23	197

RECORDABLE CASES

	1977		1978	
	MTD	YTD	MTD	YTD
(a) INJURIES WITHOUT LOST WORK-DAYS (medical treatment only)	5	16	3	18
(b) LOST WORKDAYS CASES	4	7	0	5
**B_1 RESTRICTED ACTIVITY	1	3	0	2
**B_2 DAYS AWAY FROM WORK CASES	3	4	0	3
(c) FATALITIES	1	1	0	0
*TOTAL RECORDABLE CASES	10	24	3	23

*A+B+C = TOTAL RECORDABLE INJURIES

**$B_1 + B_2$ = (B) TOTAL LOST WORKDAY CASES

INJURY RATES PER 200,000 MANHOURS

	1977		1978		AUGUST YTD 1978
	MTD	YTD	MTD	YTD	MCIC
TIR - TOTAL INJURY RATE	20.03	17.40	15.43	17.08	
RIR - RECORDABLE INJURY RATE	6.46	2.10	2.01	1.99	2.31
TLWR - TOTAL LOST WORKDAY CASE RATE	2.58	0.62	.0	0.43	.83
DAWR - DAYS AWAY FROM WORK CASE RATE	1.99	0.35	0	0.26	.40

TLWR TARGET: 1.45 (1/2 CHEM. IND. AVG.)

SC 14041

STG 2430886

LAM015830

2. COMMENTS ON STATISTICS

The year-to-date results at the end of August showed that our injury rate in all categories was lower than the same time last year. All of the trend lines continued downward during August; however, when we review the number of serious incidents in which no injuries occurred, we are reminded once again that we have not eliminated the unsafe acts and conditions that could have led to serious injuries and even death of co-workers. We must not be lulled into complacence by the improvement in statistics. The hazards are all around us, and we must continue our dedication to improved safety performance.

3. PLANT MANAGER'S COMMENTS

The Plant Manager raised the question as to whether or not the members of the board truly felt that we had an outstanding safety performance in the past year. The members agreed that we could not consider it exceptional in light of the fatalities and Days Away from Work cases that we have experienced so far this year. Members of the board agreed that while we were on the right track with the downward trends, we still have no basis for being complaisant.

4. OLD BUSINESS

a. Consideration of First Aid Training (MIECA) -- Glass

The request for nomination of persons to take the Emergency Care Attendant Training Course have been received, and the first course is scheduled to begin on October 3, 1978.

Following completion of the first course an evaluation of the results and a report will be made to the board so that plant-wide enrollment priorities can be established.

b. Emergency Procedure Manuals -- Glass

Persons responsible for various sections of the Emergency Procedure Manual are expected to review the manual and provide up-to-date revisions to Arnold Glass at LP&S by November 1, 1978. This is necessary to meet the Plant Manager's completion target date of November 15.

c. Review of the New Investigation Procedure Form -- Ryan

The SAC committee has concluded that the present bulletin is too rigid and inflexible with regard to the use of managerial analytics processes in investigations. While the bulk of the accidents investigated will probably require a form of M.A. evaluation, there should be an option for the General Superintendents to use a simplified investigation procedure. It is recommended that an additional investigation format of a very simple type be included in the Appendix of the current bulletin.

The first paragraph under Section B of Page 4 needs considerable clarification with regard to the method of verbally reporting any incident to the Plant Manager.

The committee feels that the M.A. specification sheets of Appendix I should not be included in the final report issued to the PMSB.

In summary, the bulletin appears to be too complex and too rigid for much of our safety investigative work. It is very appropriate for the more complex injuries and accidents.

The P-Bulletin (P-0112) will be revised to reflect the intended flexibility in handling incident investigations. Arnold Glass will work with SAC in revising this bulletin prior to the next meeting.

d. "Purple Peepers" -- Ryan

The committee has now agreed that because of the tighter steam balance within the Texas City plant the Purple Peepers used on the WOB's in the AN-5 and P.A. plants should be replaced with more reliable and less sensitive flame meters. This is to say that on steam generating equipment the cost/benefit factor for reliability substantiates the replacement of our current instruments.

It is felt that the replacement meters should be designated after sufficient experience has been gained on the Honeywell flame meters used in Power 2.

e. Plant-wide Alarm System Survey -- Triplett

An excellent response from the plant-wide alarm system survey has been received, and a report will be issued early in October.

We have identified many areas where the alarm cannot be heard; however, some changes have been made and are being made in the location of the siren and work whistle which might overcome some of the identified problems. After the relocations have been completed, we will retest and resurvey the effectiveness of the alarm system.

f. Respiratory Protection Procedure on Fit Testing -- SAC

Several problems have developed regarding the policy prohibiting persons subject to wearing breathing air masks from wearing excessive facial hair. There seems to be two major aspects to the problem: (1) safety and (2) employee relations. After some discussion, it was agreed to request Brubaker and Clark to join the SAC committee for further examination of the facial hair policy.

On September 11 the SAC committee met with Brubaker, Clark, and Glass and established guidelines for updating the bulletin P-0130, Repiratory Life Support Systems.

SAC Action Plan

1) Revise P-Bulletin, P-0130, and secure PMSB approval by October 31.

2) Communicate program down through line by November 15.

5. REPORT OF SAFETY ADVISORY COMMITTEE (SAC) -- G. T. RYAN

Hose Procedure for Texas City

The SHAC Committee provided the SAC committee a rough draft of a proposed procedure for review and comment on the general subject matter, content and scope. It is based on a hose procedure bulletin being used at Chocolate Bayou.

The SAC committee felt that the overall concept and direction of the proposed bulletin was valid and appropriate. SAC recommends that the SHAC committee review all incident reports over the past one to two years which have involved the use of hoses to be sure that such experience is covered.

The following comments resulted from the SAC committee discussion on the proposed bulletin:

1) The bulletin should follow the Texas City safety bulletin format.

2) The bulletin should recognize the existence of P-0126, "Nitrogen Distribution," with regard to nitrogen hose connectors and special indentification of nitrogen hoses.

3) Under the section on responsibilities, it is recommended that the LP&S group be responsible for reviewing the use of hoses in chemical service during biennial safety audits. They should have a goal of eliminating such usage whenever practical.

4) The procedure needs to define "chemical transfer hose."

5) SAC questioned the need of the M&MT to witness the hose tests.

6) The bulletin should have examples of what the hose identification tag will look like.

Again, in general, there is a need for a safety bulletin regarding use and control of plant hoses. SAC feels the present rough draft bulletin can be greatly simplified and the amount of record keeping significantly reduced.

6. REPORT OF SAFETY HOUSEKEEPING AND ACTION COMMITTEE (SHAC) -- TRIPLETT

Bill Triplett reviewed the Safety and Housekeeping Inspection plans in some detail pointing out that these details will be incorporated into the inspection booklets. Almost all of the plans are now complete and the persons serving on the various committees have been identified and advance preparations are well underway.

7. REVIEW OF INCIDENTS:

	Date of Incidents	Date of Report	Subject	Responsibility
a.	7/23/78	8/30/78	Condensate Burn	Daues
b.	7/30/78	8/29/78& 9/15/78	Investigation of K. W. Willis Accident Dept. 16	McCullough
c.	8/7/78	8/14/78	Hand accident in Material Handling at Dock 5	McCullough
d.	8/11/78	8/24/78	Hand accident at 10T50-1 Feedstock Tank	McCullough
e.	9/1/78	9/1/78	Department 35P Fire	Daues
f.	9/9/78	9/14/78	Recordable Injury -- Machinist	McCullough
g.	Follow-up Investigation of Scaffold Failure (Accident Investigation Report 895.40-1-78) Revision 1 Sept.6,1978			McCullough

8. REVIEW OF OTHER INCIDENTS:

a.	AN Exposure of three Opel Boilermakers	McCullough
b.	Dunn Heavy Equipment Operator - Fume Incident	McCullough
c.	Electrician Electrical Shock - Near Miss	McCullough
d.	Silica gel in Breathing Air	Cook
e.	No. 5 Boiler Wall Bulge	Cook
f.	No. 2 Boiler Off Gas Line Fire	Cook

9. ANY OTHER ITEMS

At the next meeting following the completion of the reports on items 7e, 8c, 8d, 8e, and 8f will be reviewed again by the PMSB.

Arnold

J. A. Glass SC 14045

JAG/je

STG 2430890

LAM015834

MCC 950920

Monsanto

FROM (NAME & LOCATION) Tony Ozarchuk - LP&S - Texas City

RMSB Investigation Folder

DATE September 7, 1978

SUBJECT Current Month (August and 1978 Year-to-date Safety Performance

REFERENCE

TO

R. J. Burkett	42D
J. B. Cook	O-13
W. H. Triplett	O-10A
A. W. Kuehl	2Z
H. M. Lacy	O-6
G. Lunsford	O-21
R. G. McDonnell	513D
Harry Conrad	O-6A
W. L. Riddick	1Z
J. A. Martin	OA-2
L. Schwab	SS-19
G. L. Stacy	O-11
R. L. Stuart	O-18
R. A. Hernandez	OA-2

CC:

G. W. Bostick	OA-15
P. E. Brubaker	O-10
J. E. Clark	O-7
G. A. Danner	O-8
G. W. Daues	O-5
W. C. Fuller	O-12
J. A. Glass	O-22
W. G. Juhl	O-6
C. M. McCullough	O-12
D. W. Metten	OA-19
G. T. Ryan	O-10A
G. E. Small	OA-12
J. G. Trafton	O-6

RESTRICTED

Your efforts to reduce injuries within the injury category Chemical Contact were rewarded by a completed month with "0" Chemical Contact injuries. Also injuries were reduced to only two in the category of temperature extreme.

The total monthly injuries during August were twenty-three(23) with three (3) recordables. The third quarter is historically a high incidence period. However, July and now August have shown evidence of our individually increased safety awareness.

At the end of August we had completed ninety (90) days since our last days away from work and lost workday case. This is our second all-time best record. (The current all-time best record is 127 days) During September a scheduled shutdown will create added exposure hazards and our task to increase safety awareness is appearant.

The attached charts and tables provide information on your contributions to the overall plant safety performance by your area(s) of responsibility.

Tony Ozarchuk

Tony Ozarchuk

TO/gr

Attachments

SC 14046

STG 2430891

LAM015835

SAFETY PERFORMANCE —ALL HOURLY

REPORT FORM A-001 08/78

GROUP NO	ITEM NO	AREA	MONTHLY HRS	TI	TIR	RI	RIR	YTD HRS	TI	TIR	RI	RIR
11	1	DEPT 13141516	18072.	2	22.1	1	11.06	138446.	15	21.6	7	10.11
11	4	DEPT 10	8528.	0	0.0	0	0.00	65723.	13	39.5	0	0.00
		GROUP TOTAL	26601.	2	15.0	1	7.51	204170.	28	27.4	7	6.85
22	1	DEPT 24,513	2998.	0	0.0	0	0.00	24550.	0	0.0	0	0.00
33	1	DEPT 19,25,29	7277.	2	54.9	0	0.00	58718.	6	20.4	0	0.00
44	1	RESEARCH	2714.	0	0.0	0	0.00	23351.	0	0.0	0	0.00
55	1	DEPT 35	16178.	3	37.0	0	0.00	137716.	22	31.9	5	7.26
66	1	DEPT 51	16937.	2	23.6	0	0.00	130152.	22	31.8	2	2.89
77	1	DEPT 33	3903.	1	51.2	0	0.00	29276.	7	47.8	0	0.00
77	2	DEPT 53	4438.	1	45.0	0	0.00	36682.	6	32.7	1	5.45
77	3	DEPT 48,56	6553.	2	61.0	0	0.00	53618.	11	41.0	0	0.00
		GROUP TOTAL	14896.	4	53.7	0	0.00	119577.	24	40.1	1	1.67
79	1	DEPT 44,45,46	6888.	0	0.0	0	0.00	54907.	3	10.9	0	0.00
79	2	DEPT 50	5307.	1	37.6	0	0.00	41886.	6	28.6	1	4.77
		GROUP TOTAL	12195.	1	16.3	0	0.00	96794.	9	18.5	1	2.06
88	1	POWER 2	6521.	1	30.6	0	0.00	56007.	11	39.2	1	3.57
89	1	STORES	4632.	0	0.0	0	0.00	36550.	2	10.9	0	0.00
90	1	SHOPS	29500.	1	6.7	0	0.00	225455.	20	17.7	1	0.88
99	1	MISC+OTHRLY	34636.	7	40.4	2	11.54	263011.	40	30.4	4	3.04
100		GRAND TOTAL	175088.	23	26.2	3	3.42	1304055.	184	26.5	22	3.17

LAM015836
STG 2430892
SC 14047

SAFETY PERFORMANCE --OPERATORS ONLY

REPORT FORM A-002 08/78

GROUP NO	ITEM NO	AREA	MONTHLY HRS	MONTHLY TI	MONTHLY TIR	MONTHLY RI	MONTHLY RIR	YTD HRS	YTD TI	YTD TIR	YTD RI	YTD RIR
11	1	DEPT 13,14	3498.	0	0.0	0	0.00	28880.	1	6.9	1	6.92
11	2	DEPT 15,16	5951.	0	0.0	0	0.00	51093.	5	19.5	2	7.82
11	4	DEPT 10	5221.	0	0.0	0	0.00	40463.	5	24.7	0	0.00
		GROUP TOTAL	14670.	0	0.0	0	0.00	120436.	11	18.2	3	4.98
22	1	DEPT 24,513	2768.	0	0.0	0	0.00	22475.	0	0.0	0	0.00
33	1	DEPT 19,25,29	4588.	1	43.5	0	0.00	37564.	2	10.6	0	0.00
55	1	DEPT 35	8737.	1	22.8	0	0.00	73191.	11	30.0	4	10.93
66	1	DEPT 51	8713.	0	0.0	0	0.00	71066.	10	28.1	1	2.81
69	1	PILOT PLANT	524.	0	0.0	0	0.00	3437.	0	0.0	0	0.00
77	1	DEPT 33	2467.	1	81.0	0	0.00	19154.	2	20.8	0	0.00
77	2	DEPT 53	3251.	0	0.0	0	0.00	25595.	3	23.4	1	7.81
77	3	DEPT 48,56	4841.	0	0.0	0	0.00	39503.	5	25.3	0	0.00
		GROUP TOTAL	10559.	1	18.9	0	0.00	84252.	10	23.7	1	2.37
79	1	DEPT 44,45,46	4667.	0	0.0	0	0.00	38859.	2	10.2	0	0.00
79	2	DEPT 50	3289.	0	0.0	0	0.00	25755.	1	7.7	0	0.00
		GROUP TOTAL	7956.	0	0.0	0	0.00	64614.	3	9.2	0	0.00
88	1	POWER 2	4599.	0	0.0	0	0.00	36185.	4	22.1	0	0.00
99	1	MISC		0	0.0	0	0.00	0.	2	0.0	0	0.00
100		GRAND TOTAL	63114.	3	9.5	0	0.00	513220.	53	20.6	9	3.50

LAM015837
STG 2430893
SC 14048

SAFETY PERFORMANCE --MAINTENANCE DEPTS. 811

REPORT FORM A-003 08/78

GROUP NO	ITEM NO	AREA	MONTHLY HRS	TI	TIR	RI	RIR	YTD HRS	TI	TIR	RI	RIR
11	1	DEPT 13,14	5464.	0	0.0	0	0.00	35722.	0	0.0	0	0.00
11	2	DEPT 16	184.	0	0.0	0	0.00	4600.	5	217.3	2	86.93
11	3	DEPT 15,SWPS	1727.	2	231.5	1	115.75	10159.	3	59.0	1	19.68
11	4	DEPT 10	2074.	0	0.0	0	0.00	21400.	8	74.7	0	0.00
		GROUP TOTAL	10251.	2	39.0	1	19.50	71882.	16	44.5	3	8.34
22	1	RESEARCH	2190.	0	0.0	0	0.00	19914.	0	0.0	0	0.00
22	2	POWER 2	1538.	1	129.9	0	0.00	16025.	6	74.8	1	12.47
		GROUP TOTAL	3728.	1	53.6	0	0.00	35940.	6	33.3	1	5.56
33	1	DEPT 24,513	230.	0	0.0	0	0.00	2043.	0	0.0	0	0.00
33	3	DEPT 44,45,46	1614.	0	0.0	0	0.00	12613.	1	15.8	0	0.00
33	4	DEPT 50	1373.	1	145.6	0	0.00	11834.	5	84.4	1	16.89
33	5	DEPT 35F	6573.	2	60.8	0	0.00	57857.	11	38.0	1	3.45
		GROUP TOTAL	9791.	3	61.2	0	0.00	84349.	17	40.3	2	4.74
44	1	DEPT 51	7101.	2	56.3	0	0.00	59212.	12	40.5	1	3.37
49	1	DEPT 19,25,29	2144.	1	93.2	0	0.00	16790.	4	47.6	0	0.00
49	2	DEPT 48,56	1528.	2	261.6	0	0.00	12013.	6	99.8	0	0.00
49	3	DEPT 53	861.	0	0.0	0	0.00	9573.	2	41.7	0	0.00
49	4	DEPT 33	1436.	0	0.0	0	0.00	9623.	5	103.9	0	0.00
		GROUP TOTAL	5971.	3	100.4	0	0.00	48000.	17	70.8	0	0.00
55	1	SHOPS	29099.	1	6.8	0	0.00	222989.	20	17.9	1	0.89
99	1	MISC+JANS.	7780.	5	128.5	2	51.40	61306.	22	71.7	4	13.04
100		GRAND TOTAL	73724.	17	46.1	3	8.13	583681.	110	37.6	12	4.11

SC 14049

STG 2430894

LAM015838

SC 14050

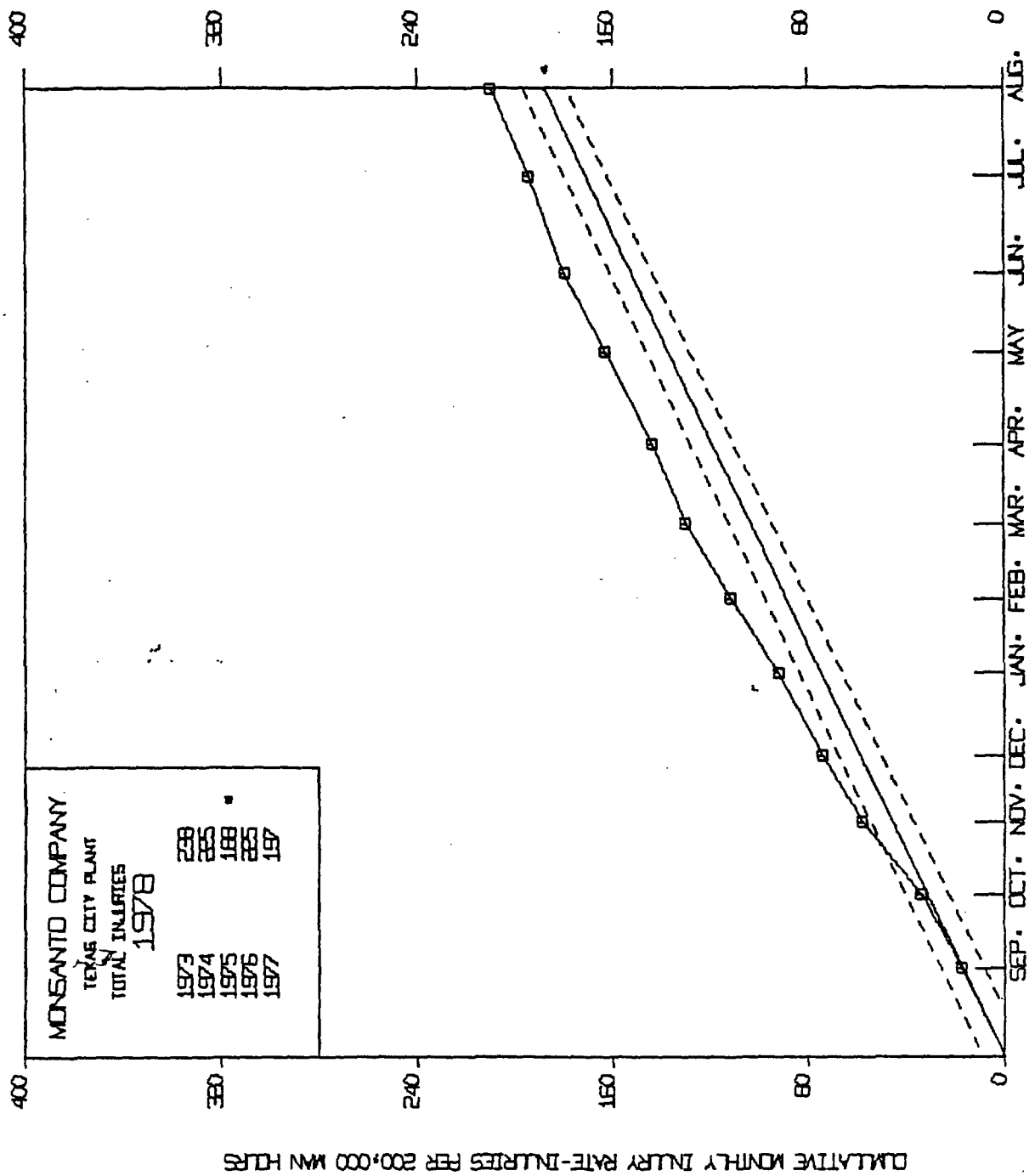

STG 2430895

LAM015839

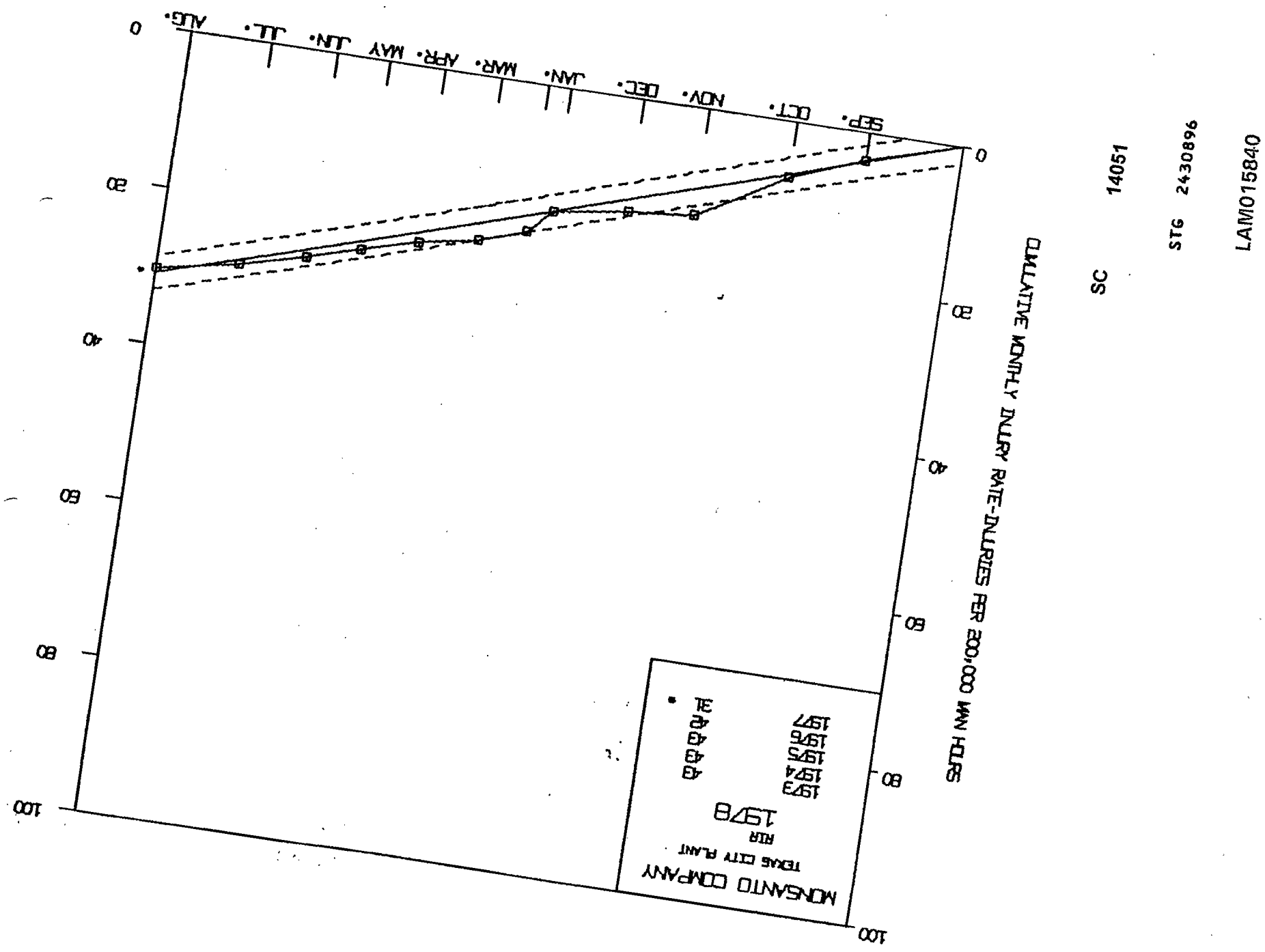
CUMULATIVE MONTHLY INJURY RATE-INJURIES PER 200,000 MAN HOURS
SC 14051
STG 2430896
LAM015840
MONSANTO COMPANY
TEXAS CITY PLANT
RUR
1978
1973
1974
1975
1976
1977
AUG.
JUL.
JUN.
MAY
APR.
MAR.
JAN.
DEC.
NOV.
OCT.
SEP.
0
20
40
60
80
100

SC 14052 STG 2430897

LAM015841

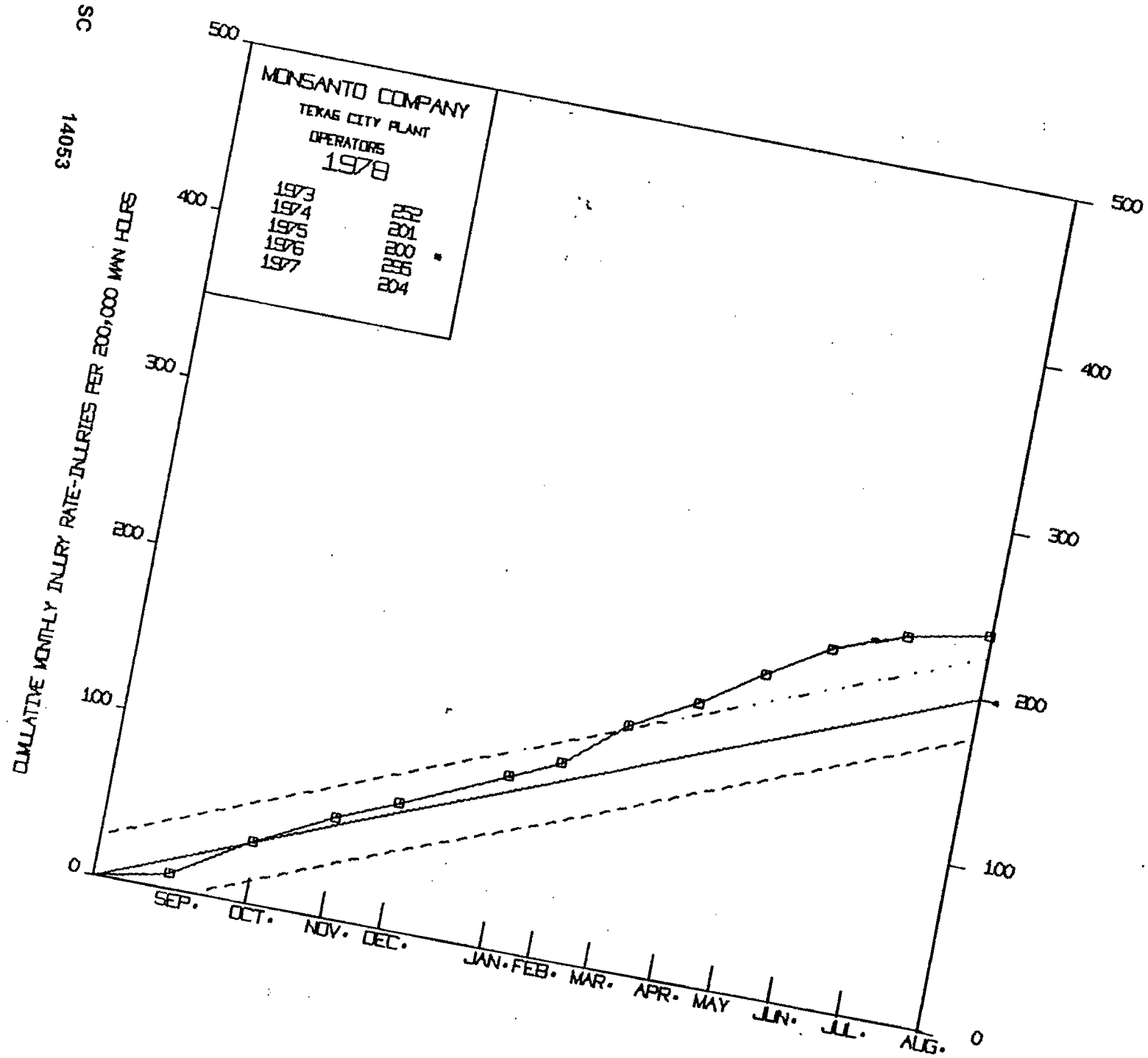

SC

14053

STG 2430898

LAM015842

LAM0158431

STG 2430899

14054

SC

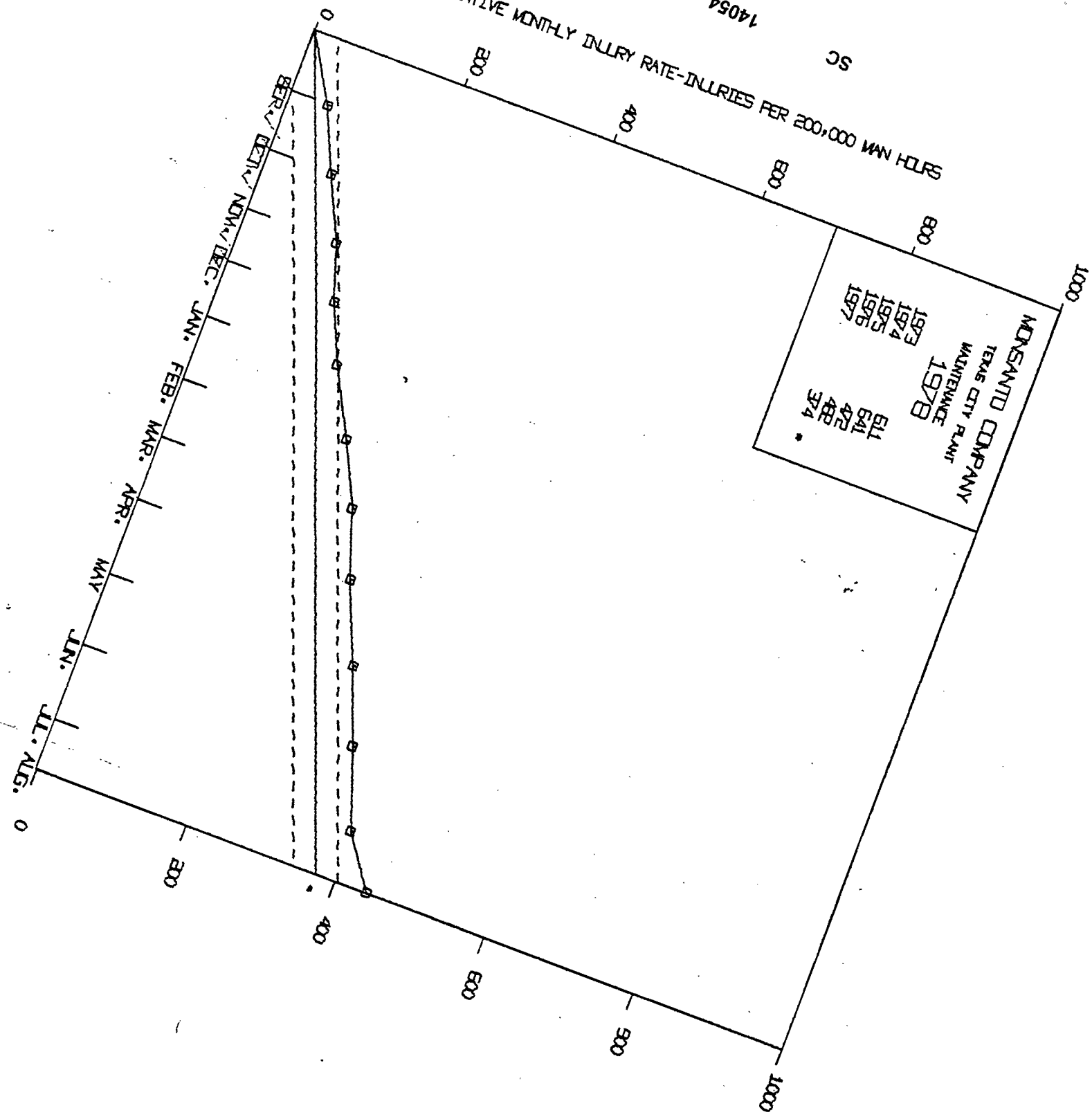

SC 14055

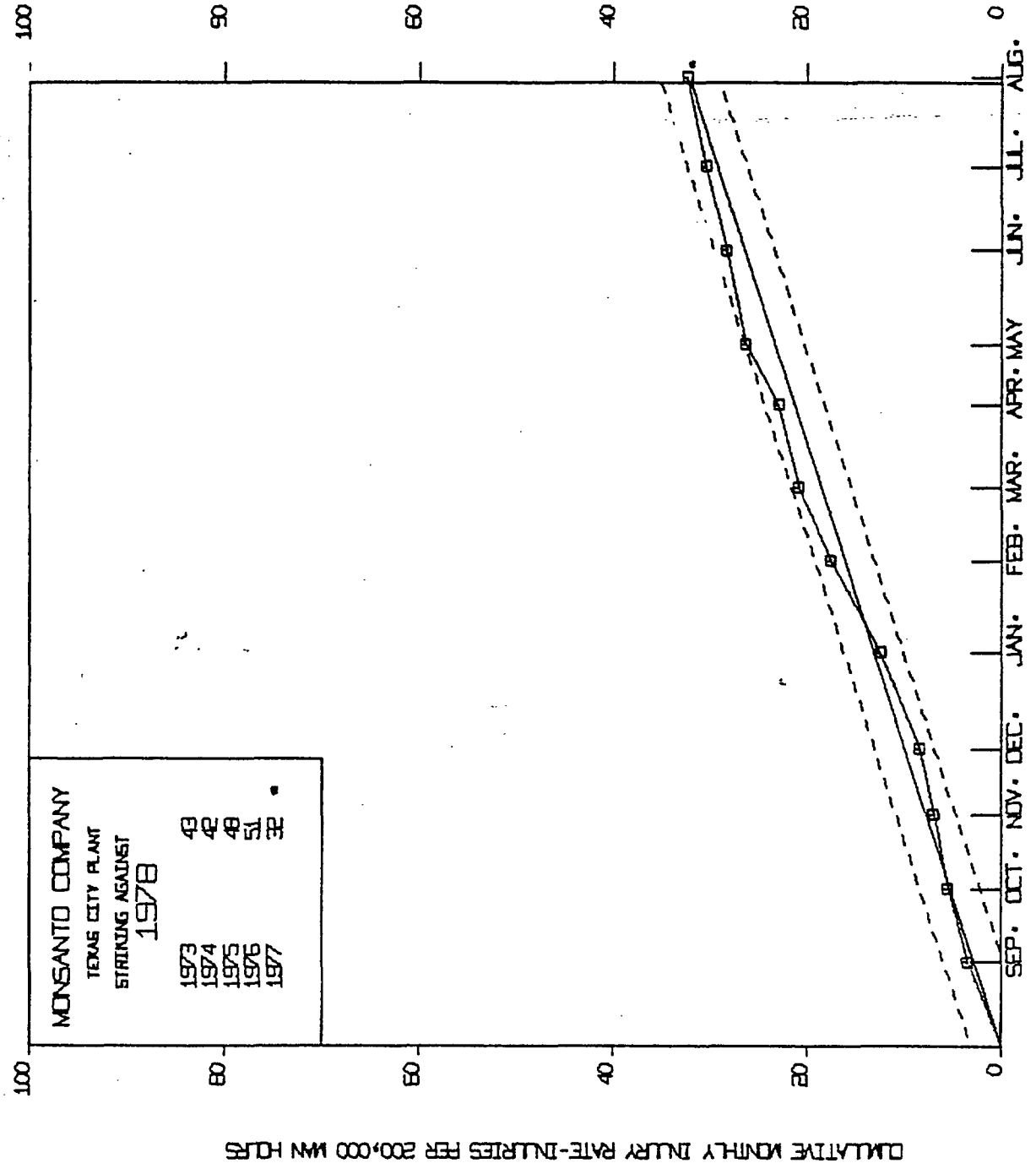

STG 2430900

LAM015844

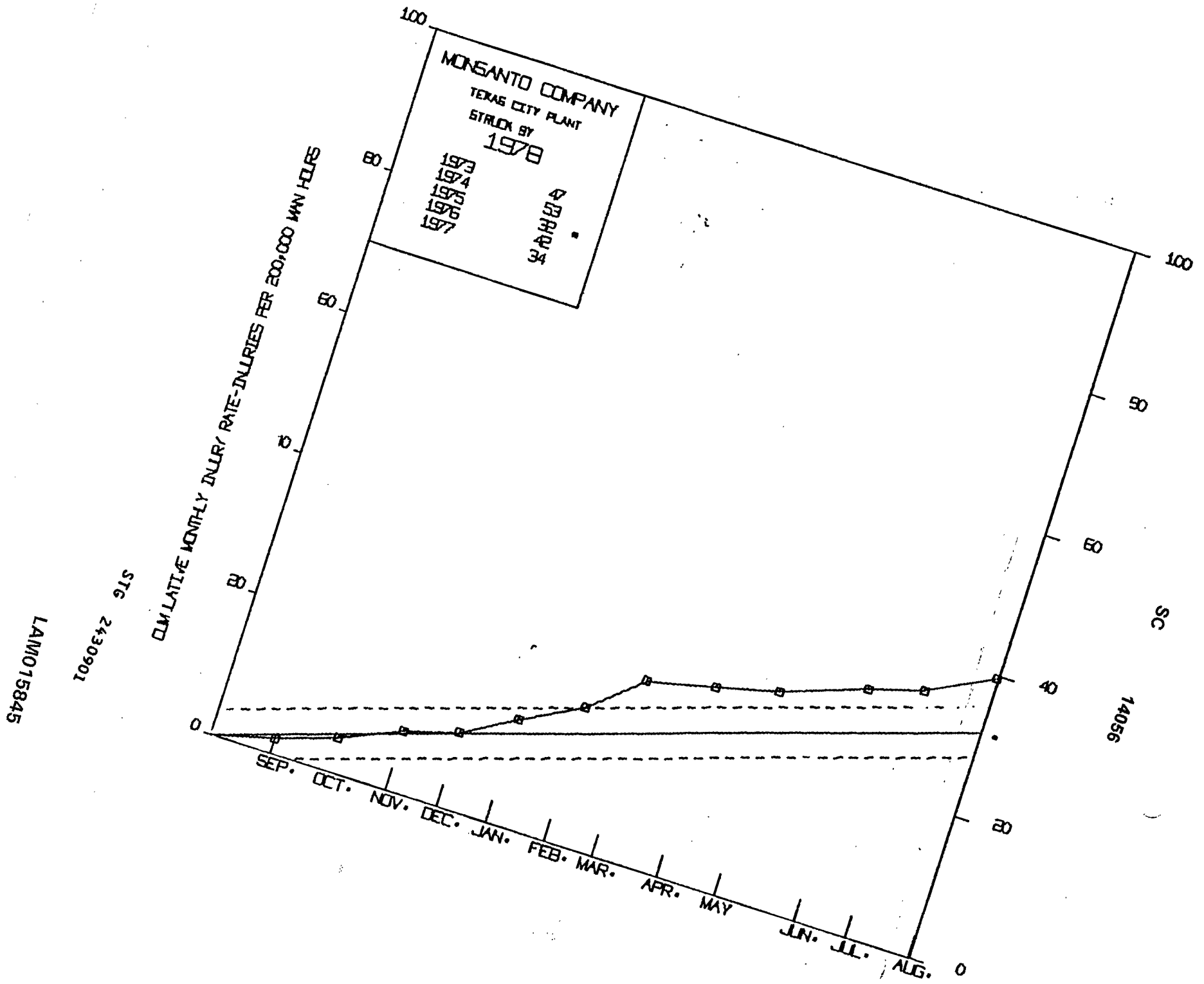
MONSANTO COMPANY
TEXAS CITY PLANT
STRUCK BY
1978
1973
1974
1975
1976
1977
34
CUMULATIVE MONTHLY INJURY RATE-INJURIES PER 200,000 MAN HOURS
100
80
60
40
20
0
SEP.
OCT.
NOV.
DEC.
JAN.
FEB.
MAR.
APR.
MAY
JUN.
JUL.
AUG.
LAM015845
STG 2430901
SC
14056

SC 14057 STG 2430902

LAM015846

SC 14058

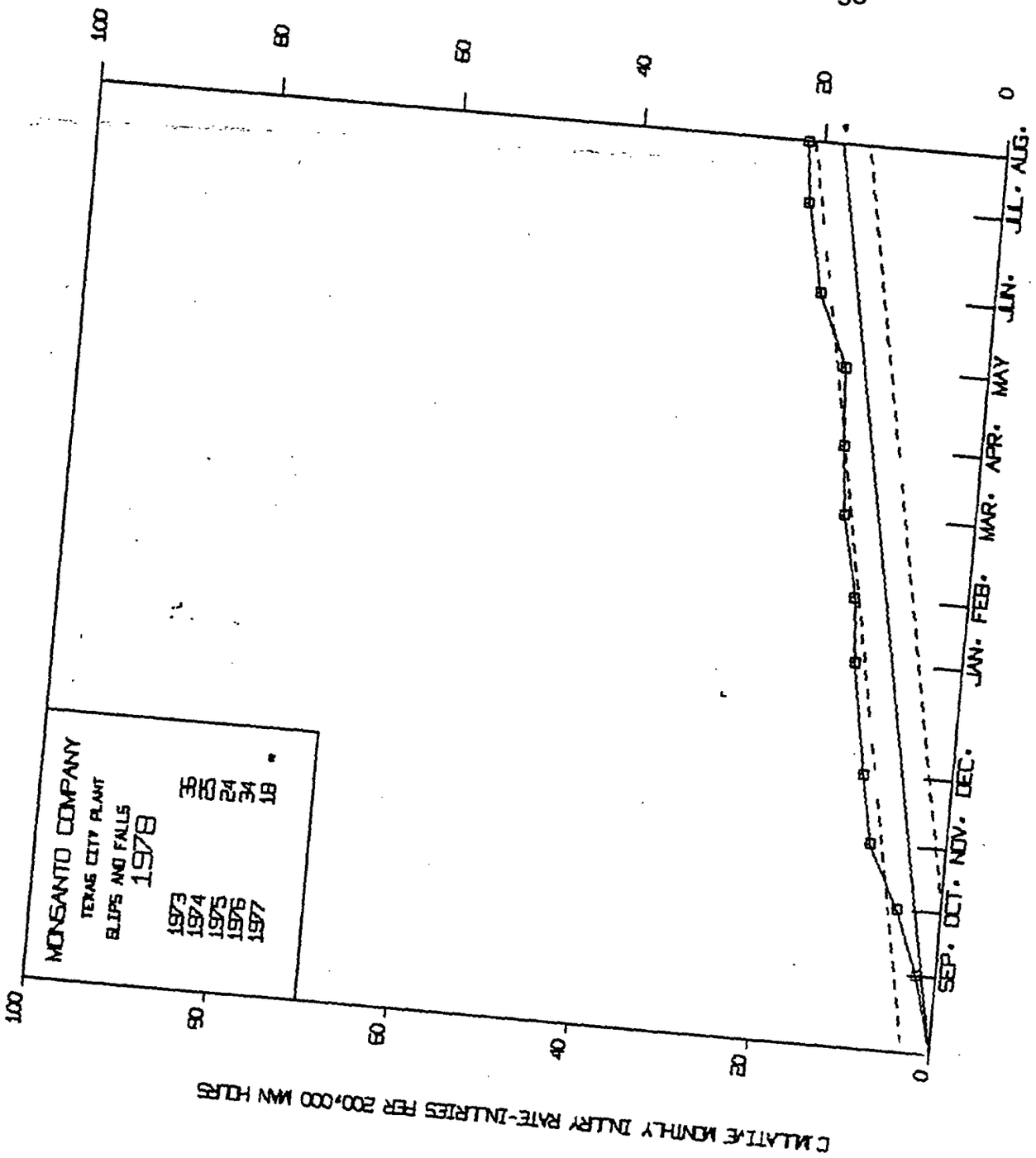

STG 2430903

LAM015847

LAM0158 48

2430904 STG 14059 SC

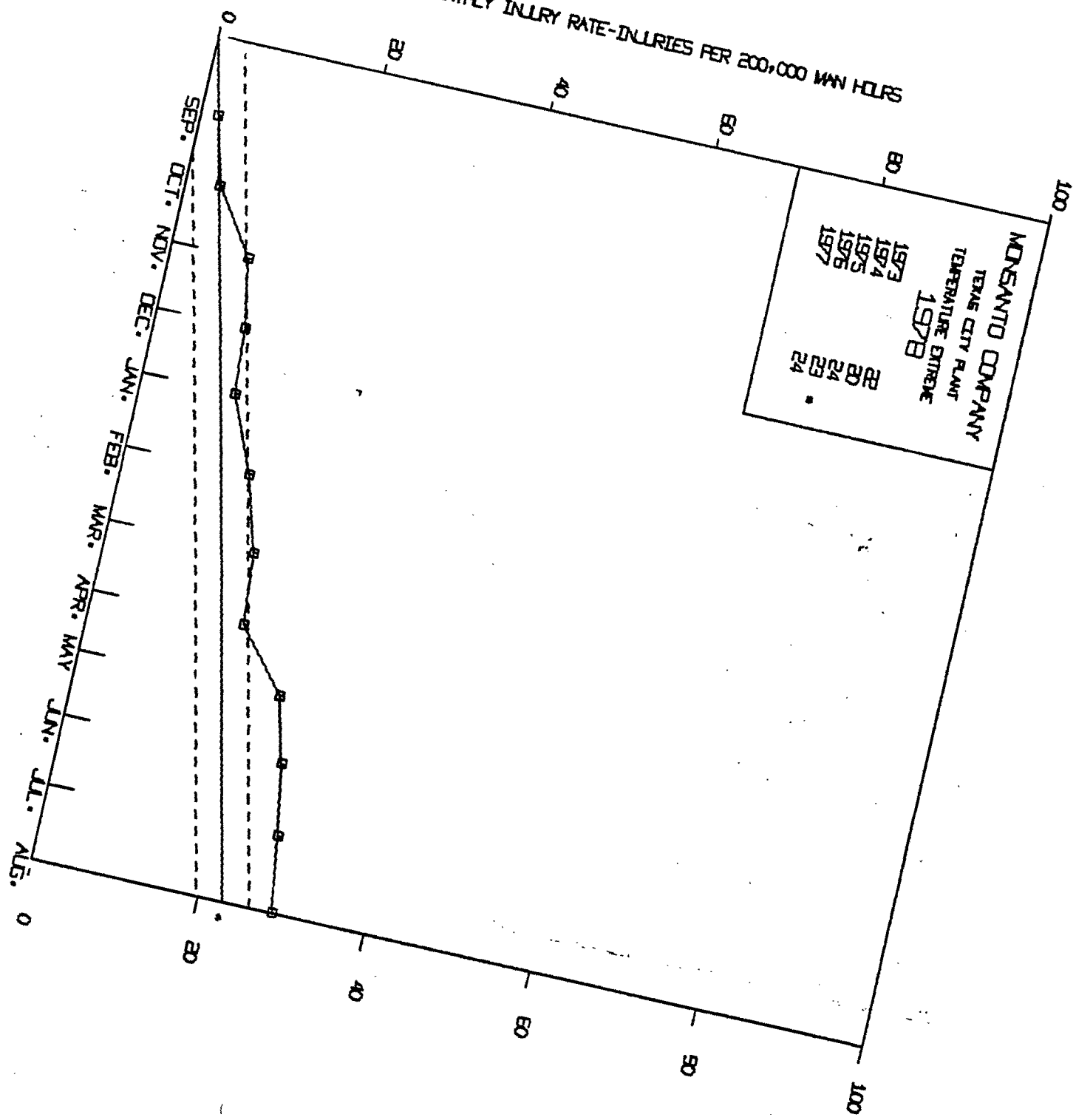

STG 2430905

LAM015849

LAM015850

STG 2430906

CUMULATIVE MONTHLY INJURY RATE-INJURIES PER 200,000 MAN HOURS

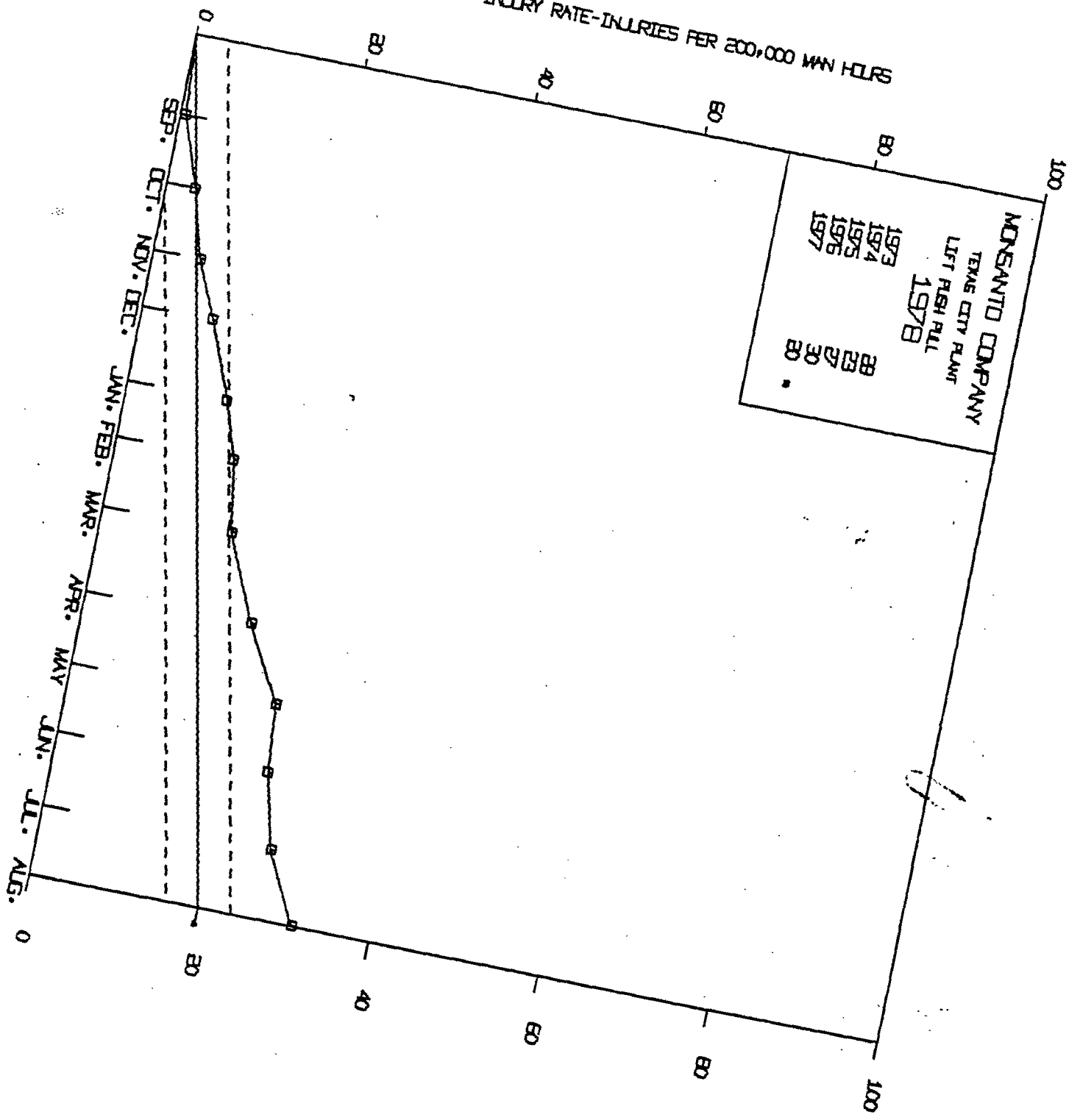

14061

SC