TIMING DEVICES

Type PT—A-c Pneumatic Timing Relays

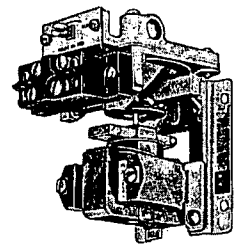

Type AE1

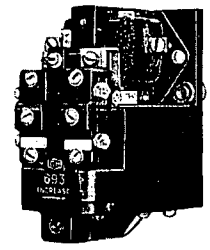

TYPE BE2

WHEN ORDERING SPECIFY

- Catalog number
- Voltage and frequency

CONTACT RATINGS

	Contacts	A-c Pilot Duty Amperes				D-c Pilot Duty Amperes		
		110 Volts	220 Volts	440 Volts	550 Volts	120 Volts	240 Volts	600 Volts
TYPE AD1 AND AE1								
Make	N.O. and N.C.	40	20	10	8	---	---	---
Cont.	N.O. and N.C.	15	10	6	5	0.5	0.2	.02
TYPE BD1, BD2, BE1 AND BE2								
Make	N.O.	30	15	15	7.5	---	---	---
	N.C.	15	7.5	7.5	3	---	---	---
Cont.	N.O. and N.C.	10	5	3	2	---	---	---

Range of Timing Adjustments
Types AD1 and AE1—0.2 to 60 Seconds
Types BD1, BD2, BE1 and BE2—0.3 to 60 Seconds

550 Volts Maximum
25-60 Cycles

Operation	Type	No. of Timing Steps (Each with NO-NC Contacts)	Aux. Contact	Open Type		General Purpose NEMA 1		Watertight NEMA 4		Dusttight NEMA 5		Hazardous Locations NEMA 7-D, 9-EFG	
				Cat. No.	Price	Cat. No.	Price	Cat. No.	Price	Cat. No.	Price	Cat. No.	Price
Off Delay				10337-		10337-		10337-		10337-		10337-	
	❶ AD1	1	---	H147	$38.	H149	$41.	X36	$90.	X37	$90.	X38	$160.
	BD1	1	N.O.	H138	55.	H142	65.	W7	95.	W15	95.	W23	165.
	BD1	1	N.C.	H140	55.	H144	65.	W8	95.	W16	95.	W24	165.
Time Delay	❷ BD1	1	---	W1	65.	W4	75.	W9	105.	W17	105.	W25	175.
After	❷ BD1	1	N.O.	W2	70.	W5	80.	W10	110.	W18	110.	W26	180.
De-energizing	❷ BD1	1	N.C.	W3	70.	W6	80.	W11	110.	W19	110.	W27	180.
Timer	BD2	2	---	H118	100.	H120	120.	W12	180.	W20	180.	W28	320.
Coil	BD2	2	N.O.	H139	105.	H143	125.	W13	185.	W21	185.	W29	325.
	BD2	2	N.C.	H141	105.	H145	125.	W14	185.	W22	185.	W30	325.
On Delay	❶ AE1	1	---	H146	38.	H148	41.	X33	90.	X34	90.	X35	160.
	BE1	1	N.O.	H130	55.	H134	65.	W37	95.	W45	95.	W53	165.
	BE1	1	N.C.	H132	55.	H136	65.	W38	95.	W46	95.	W54	165.
Time Delay	❷ BE1	1	---	W31	65.	W34	75.	W39	105.	W47	105.	W55	175.
After	❷ BE1	1	N.O.	W32	70.	W35	80.	W40	110.	W48	110.	W56	180.
Energizing	❷ BE1	1	N.C.	W33	70.	W36	80.	W41	110.	W49	110.	W57	180.
Timer	BE2	2	---	H122	100.	H124	120.	W42	180.	W50	180.	W58	320.
Coil	BE2	2	N.O.	H131	105.	H135	125.	W43	185.	W51	185.	W59	325.
	BE2	2	N.C.	H133	105.	H137	125.	W44	185.	W52	185.	W60	325.

Separate NEMA 1 enclosure only for type AD1 and AE1 relays, Cat. No. 9575H2240..... $3.

❶ Field convertible from "Off Delay" to "On Delay" or vice-versa.
❷ This relay has 2 normally open - 2 normally closed time delay contacts.

APPROXIMATE DIMENSIONS AND SHIPPING WEIGHTS

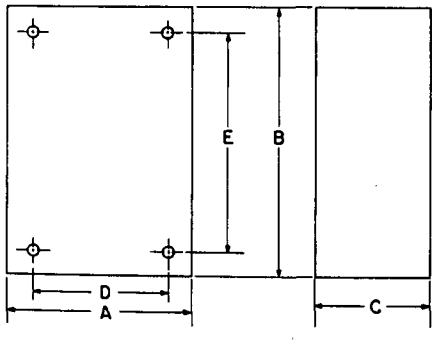

Type	Aux. Contact	Dimensions in Inches					Ship. Wt. Lbs.
		Wide A	High B	Deep C	Mounting D	Mounting E	
OPEN TYPE							
AD1 & AE1	None	2⅜	4⅛	3⅛	2¼	2⅛	2
BD1 & BD2	None	2¾	5⅜	3⅜	2¼	2¾	2
BD1 & BD2	N.O. or N.C.	2¾	5¾	4	2¼	2¾	2
BE1 & BE2	None	2¾	4⅞	3⅜	2¼	2¾	2
BE1 & BE2	N.O. or N.C.	2¾	5⅝	4	2¼	2¾	2
NEMA 1							
AD1 & AE1	None	5⅜	8	5½	3⅜	5	6
BD1, BD2, BE1 & BE2	With or Without	4⅞	7⅞	4½	3½	5½	5½

DISCOUNT SCHEDULE ICD