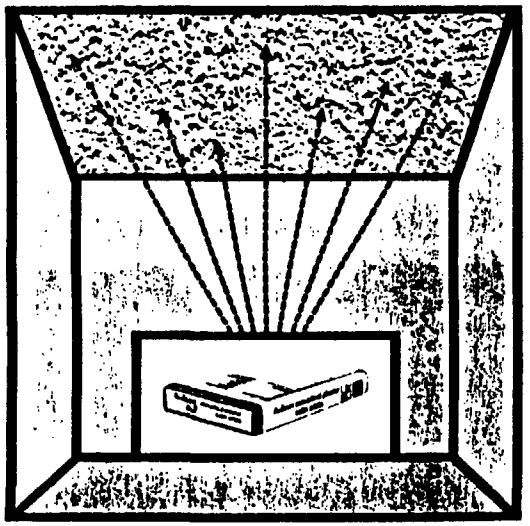

Audicote*

...with the cells that absorb sound

LOW COST
HIGH SOUND ABSORPTION
INCOMBUSTIBLE
MONOLITHIC BEAUTY
ENDURING
VERSATILE
REPAINTABLE

spray or hand-applied ACOUSTICAL PLASTER

AUDICOTE Acoustical Plaster requires only the addition of water to produce a plaster that may be hand- or machine applied (preferred). Since AUDICOTE does not set into a dense, hard mass, but simply dries to form a porous surface, it develops superior sound-absorption properties. Basically mineral in composition, it will not support combustion. If spray painted according to U.S.G. specifications, its sound-absorption qualities will not be appreciably affected.

AUDICOTE is readily adaptable to various finishing methods, tinting and incorporation of special aggregates to further increase the design and decorative possibilities. Variety can also be obtained through variation of texturing technique. Many unusual and unique effects can be created by impressing designs into the surface. Inexpensive "glitter" aggregates in the final coat lend a subtle touch of "starlight" to any room.

where to use it...

AUDICOTE is recommended for use on ceilings or wall areas not subject to contact or abuse, excessive vibration or high moisture. It is ideal for use in classrooms, churches, offices, auditoriums, theaters, libraries, hospitals; in short, wherever beautiful, sound-absorbent, fireproof surfaces are desired. AUDICOTE lends itself perfectly to curving contours and smoothly sweeping surfaces. The uniformity of textures resulting from spray applications make this product particularly suitable for use on large, unbroken expanses of ceiling.

AUDICOTE Plaster's exceptional bonding characteristics allow it to be applied over IMPERIAL* Basecoat Plaster, or regular gypsum basecoat, portland cement basecoats, monolithic concrete and fabricated concrete units.

why YOU should use it...

AUDICOTE Acoustical Plaster broadens the horizon in the field of sound control. It offers the economy, beauty and monolithic uniformity of machine-applied plaster, can provide a variety of attractive finishes, will bond to many types of bases and can be applied by any good plaster craftsman.

Produced under strict laboratory control, AUDICOTE is your assurance of lasting beauty.

PLAINTIFF'S EXHIBIT
USG-1420

Here's Proof . . .
that AUDICOTE Acoustical Plaster takes the nuisance out of noise!
AUDICOTE spray-applied to various thicknesses over gypsum plaster basecoat on metal lath:

AUDICOTE ACOUSTICAL PLASTER TECHNICAL DATA

SOUND ABSORPTION FREQ (2) 125	250	500	1000	2000	4000	NRC RANGE	FINISH	LIGHT REFLECTANCE (1)	HEAT INSUL "K" FACTOR (2)
MACHINE APPLICATION, ½" THICKNESS (1)									
.26	.28	.53	.67	.73	.66	0.55	SATIN WHITE SPECIAL WHITE	.65 .70	.50
MACHINE APPLICATION, LESS THAN ½" THICKNESS (2)									
						⅜" THICKNESS ¼" THICKNESS ⅛" THICKNESS	0.50 0.41 0.30	SATIN WHITE SPECIAL WHITE	.65 .70	.50

From tests at a recognized independent laboratory (2) From tests at U.S.G. Research Center.

AUDICOTE Acoustical Plaster Lightens and Brightens

Satin White AUDICOTE has a light reflectance value of .65; Special White .70 . . . makes any room pleasing to the eye as well as restful to the ear.

AUDICOTE Acoustical Plaster Paints Beautifully...again and again!

Tests show no loss in Noise Reduction Coefficient of AUDICOTE Plaster after two spray-coats of TEXOLITE* Standard Paint, applied according to U.S.G. directions for painting acoustical plasters. Surfaces can also be redecorated easily by direct spray application of a thin re-coating with AUDICOTE.

*Reg. U.S. Pat. Off.

directions

HAND APPLICATION—Apply the first coat by firmly scratching in to approx. ⅛" thickness and immediately doubling back to full ⅜" thickness. Leave this coat smooth and level for application of the finish coat. Apply the finish coat over the partially dry first coat by scratching in and immediately doubling back to a ⅛" thickness. After the finish coat has taken up sufficiently, it may be stippled, stipple-perforated, floated, darbied or troweled to produce the desired finish.

MACHINE APPLICATION—Apply first coat to a full 7/16" thickness and level to a true, smooth surface. Apply the second coat over the partially dry first coat to a ⅛" thickness, using pump pressure, air pressure, nozzle adjustment and the amount of water necessary to give the required spray texture.

On low-suction bases such as monolithic concrete, three-coat application may be necessary. Allow first coat to dry completely to provide suction for succeeding coats.

Caution—Allow AUDICOTE Acoustical Plaster to dry naturally, furnishing proper heat and ventilation in slow drying weather. Avoid fast or uneven drying which may result in excessive fissuring. Large fissures should be filled and leveled prior to application of the finish coat.

PAINTING AUDICOTE ACOUSTICAL PLASTER
Use a vacuum cleaner with hose and brush attachment to remove all loose dirt or dust. For first coat, mix one part TEXOLITE Standard Paint to one part water by volume. For second coat, if required, mix one part paint to two parts water by volume.

Spray-apply paint using sufficient nozzle pressure and proper application technique to insure uniform coverage of the surface of AUDICOTE Plaster. Allow at least overnight drying between coats. Under slow drying conditions, additional drying time may be necessary.

specifications

The following short form specification may be used in the general plastering specifications.

GENERAL PROVISIONS
General provisions for plastering apply to acoustical plaster application.

SCOPE
As indicated on drawings, all walls and ceilings shall be finished as herein described.

MATERIALS
AUDICOTE Acoustical Plaster as manufactured by the United States Gypsum Company. Color and finish (Machine Textured Finish) (Stipple Finish) (Trowel Finish) (Darbied Finish) shall be as selected by the architect.

MIXING
MACHINE MIXING is recommended. Mix for 5-7 minutes. Clean water and equipment should always be used. Do not overmix.

FOR HAND APPLICATION add AUDICOTE to approx. 48 qts. of water per bag for first and second coats.

FOR MACHINE APPLICATION add AUDICOTE to up to 55 qts. of water for the first coat; for the second coat, approx. 70-90 qts. shall be used. More or less water may be used in the finish coat to give the desired texture.

RELATED INCLUSION
(For Concrete Specifications)
Where AUDICOTE is specified for application directly to monolithic concrete, ends of bar chairs or other exposed steel in the surface of the cement shall, if not galvanized, be painted with a rust-inhibiting paint. Other raw steel in the exposed surface of the concrete shall be held to a minimum.

OPTIONAL INCLUSION
(For Application of AUDICOTE Over Poured Monolithic Concrete)
(Note: to be included in the specifications when there is unprotected raw steel in the surface of the poured concrete.)

A mixture of four parts AUDICOTE and one part lime putty shall be thoroughly blended on a mortar board (not in a mixer). The mixture shall be hand-applied in a tight scratch coat not more than 1/16" thick, making certain that the entire area is covered. It shall be followed immediately with the first coat of AUDICOTE in accordance with the appropriate specifications above.

OPTIONAL INCLUSION
(For Application of AUDICOTE Over Precast Structural Concrete Units)
Pre-cast structural concrete units shall be firmly anchored and supported so that individual units will not move or vibrate in relation to adjacent units.

All joints or other surface irregularities shall be filled with a non-shrinking, quick-setting gypsum patching material, such as RED TOP* Patching Plaster or RED TOP #1 Moulding Plaster, and troweled smooth and flush with the surface of the concrete units. AUDICOTE shall be applied in accordance with manufacturer's directions.

Since methods and conditions of application and use are beyond our control, our warranties of FITNESS and MERCHANTABILITY, and any other warranties, express or implied, made in connection with the sale of this product, SHALL NOT BE EFECTIVE OR ACTIONABLE UNLESS the product is applied according to our current printed directions and specifications.

UNITED STATES GYPSUM 101 S. Wacker Drive • Chicago, Illinois 60606

P-24, U S G., Rev. 7/70

Copyright 1970, United States Gypsum

Printed in U.S.A.

beautiful way to control sound

Audicote
acoustical plaster

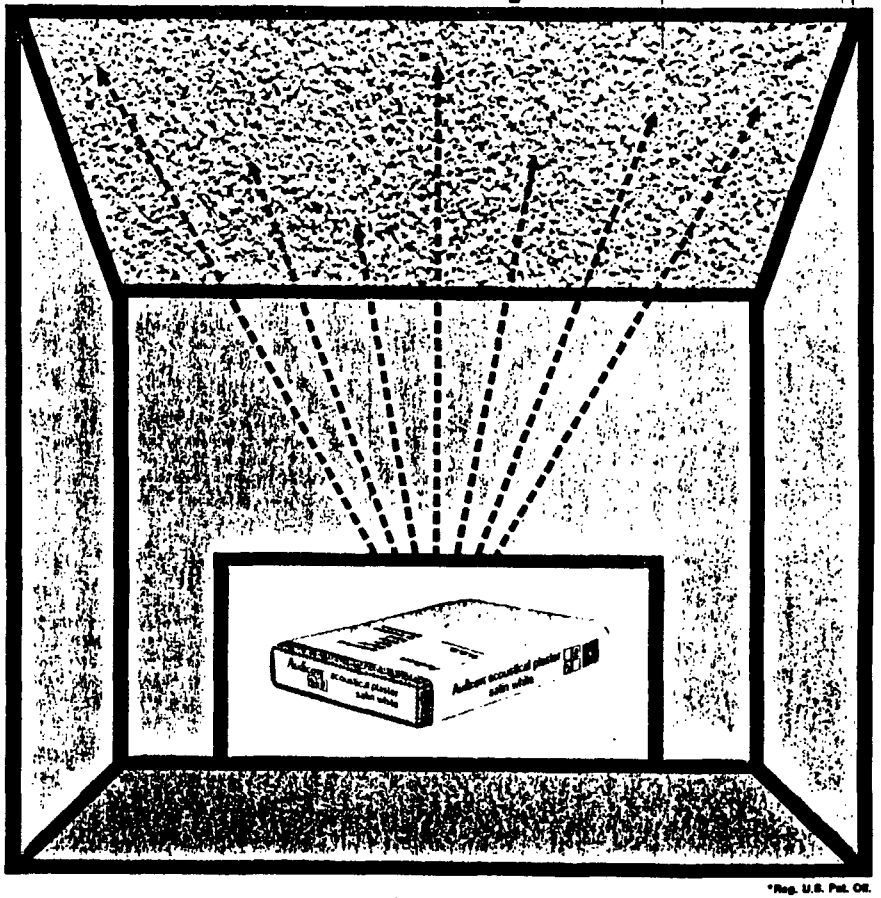

*Reg. U.S. Pat. Off.

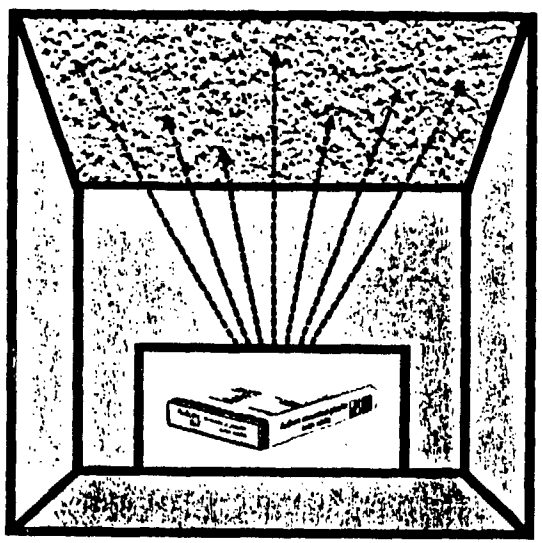

Audicote*

...with the cells that absorb sound

LOW COST
HIGH SOUND ABSORPTION
INCOMBUSTIBLE
MONOLITHIC BEAUTY
ENDURING
VERSATILE
REPAINTABLE

spray or hand-applied ACOUSTICAL PLASTER

AUDICOTE Acoustical Plaster requires only the addition of water to produce a plaster that may be hand- or machine applied (preferred). Since AUDICOTE does not set into a dense, hard mass, but simply dries to form a porous surface, it develops superior sound-absorption properties. Basically mineral in composition, it will not support combustion. If spray painted according to U.S.G. specifications, its sound-absorption qualities will not be appreciably affected.

AUDICOTE is readily adaptable to various finishing methods, tinting and incorporation of special aggregates to further increase the design and decorative possibilities. Variety can also be obtained through variation of texturing technique. Many unusual and unique effects can be created by impressing designs into the surface. Inexpensive "glitter" aggregates in the final coat lend a subtle touch of "starlight" to any room.

where TO USE IT...

AUDICOTE is recommended for use on ceilings or wall areas not subject to contact or abuse, excessive vibration or high moisture. It is ideal for use in classrooms, churches, offices, auditoriums, theaters, libraries, hospitals; in short, wherever beautiful, sound-absorbent, fireproof surfaces are desired. AUDICOTE lends itself perfectly to curving contours and smoothly sweeping surfaces. The uniformity of textures resulting from spray applications make this product particularly suitable for use on large, unbroken expanses of ceiling.

AUDICOTE Plaster's exceptional bonding characteristics allow it to be applied over IMPERIAL* Basecoat Plaster, or regular gypsum basecoat, portland cement basecoats, monolithic concrete and fabricated concrete units.

why YOU should use it...

AUDICOTE Acoustical Plaster broadens the horizon in the field of sound control. It offers the economy, beauty and monolithic uniformity of machine-applied plaster, can provide a variety of attractive finishes, will bond to many types of bases and can be applied by any good plaster craftsman.

Produced under strict laboratory control, AUDICOTE is your assurance of lasting beauty.

Here's Proof . . .
that AUDICOTE Acoustical Plaster takes the nuisance out of noise! AUDICOTE spray-applied to various thicknesses over gypsum plaster basecoat on metal lath:

AUDICOTE ACOUSTICAL PLASTER TECHNICAL DATA

MACHINE APPLICATION, ½" THICKNESS(1)									
SOUND ABSORPTION FREQ (2)						NRC RANGE	FINISH	LIGHT REFLECTANCE (1)	HEAT INSUL. "K" FACTOR (2)
125	250	500	1000	2000	4000				
.26	.28	.53	.67	.73	.66	0.55	SATIN WHITE SPECIAL WHITE	.65 .70	.50
MACHINE APPLICATION, LESS THAN ½" THICKNESS (2)									
						⅜" THICKNESS ¼" THICKNESS ⅛" THICKNESS	0.50 0.41 0.30	SATIN WHITE SPECIAL WHITE	.65 .70	.50

(1) From tests at a recognized independent laboratory (2) From tests at U.S.G. Research Center.

AUDICOTE Acoustical Plaster Lightens and Brightens

Satin White AUDICOTE has a light reflectance value of .65; Special White .70 . . . makes any room pleasing to the eye as well as restful to the ear.

AUDICOTE Acoustical Plaster Paints Beautifully...again and again!

Tests show no loss in Noise Reduction Coefficient of AUDICOTE Plaster after two spray-coats of TEXOLITE* Standard Paint, applied according to U.S.G. directions for painting acoustical plasters. Surfaces can also be redecorated easily by direct spray application of a thin re-coating with AUDICOTE.

*Reg U.S. Pat. Off.

directions

HAND APPLICATION—Apply the first coat by firmly scratching in to approx. ⅛" thickness and immediately doubling back to full ⅜" thickness. Leave this coat smooth and level for application of the finish coat. Apply the finish coat over the partially dry first coat by scratching in and immediately doubling back to a ⅛" thickness. After the finish coat has taken up sufficiently, it may be stippled, stipple-perforated, floated, darbied or troweled to produce the desired finish.

MACHINE APPLICATION—Apply first coat to a full 7/16" thickness and level to a true, smooth surface. Apply the second coat over the partially dry first coat to a ⅛" thickness, using pump pressure, air pressure, nozzle adjustment and the amount of water necessary to give the required spray texture.

On low-suction bases such as monolithic concrete, three-coat application may be necessary. Allow first coat to dry completely to provide suction for succeeding coats.

Caution—Allow AUDICOTE Acoustical Plaster to dry naturally, furnishing proper heat and ventilation in slow drying weather. Avoid fast or uneven drying which may result in excessive fissuring. Large fissures should be filled and leveled prior to application of the finish coat.

PAINTING AUDICOTE ACOUSTICAL PLASTER
Use a vacuum cleaner with hose and brush attachment to remove all loose dirt or dust. For first coat, mix one part TEXOLITE Standard Paint to one part water by volume. For second coat, if required, mix one part paint to two parts water by volume.

Spray-apply paint using sufficient nozzle pressure and proper application technique to insure uniform coverage of the surface of AUDICOTE Plaster. Allow at least overnight drying between coats. Under slow drying conditions, additional drying time may be necessary.

specifications

The following short form specification may be used in the general plastering specifications.

GENERAL PROVISIONS
General provisions for plastering apply to acoustical plaster application.

SCOPE
As indicated on drawings, all walls and ceilings shall be finished as herein described.

MATERIALS
AUDICOTE Acoustical Plaster as manufactured by the United States Gypsum Company. Color and finish (Machine Textured Finish) (Stipple Finish) (Trowel Finish) (Darbied Finish) shall be as selected by the architect.

MIXING
MACHINE MIXING is recommended. Mix for 5-7 minutes. Clean water and equipment should always be used. Do not overmix.

FOR HAND APPLICATION add AUDICOTE to approx. 48 qts. of water per bag for first and second coats.

FOR MACHINE APPLICATION add AUDICOTE to up to 55 qts. of water for the first coat; for the second coat, approx. 70-90 qts. shall be used. More or less water may be used in the finish coat to give the desired texture.

RELATED INCLUSION
(For Concrete Specifications)
Where AUDICOTE is specified for application directly to monolithic concrete, ends of bar chairs or other exposed steel in the surface of the cement shall, if not galvanized, be painted with a rust-inhibiting paint. Other raw steel in the exposed surface of the concrete shall be held to a minimum.

OPTIONAL INCLUSION
(For Application of AUDICOTE Over Poured Monolithic Concrete)
(Note: to be included in the specifications when there is unprotected raw steel in the surface of the poured concrete.)

A mixture of four parts AUDICOTE and one part lime putty shall be thoroughly blended on a mortar board (not in a mixer). The mixture shall be hand-applied in a tight scratch coat not more than 1/16" thick, making certain that the entire area is covered. It shall be followed immediately with the first coat of AUDICOTE in accordance with the appropriate specifications above.

OPTIONAL INCLUSION
(For Application of AUDICOTE Over Precast Structural Concrete Units)
Pre-cast structural concrete units shall be firmly anchored and supported so that individual units will not move or vibrate in relation to adjacent units.

All joints or other surface irregularities shall be filled with a non-shrinking, quick-setting gypsum patching material, such as RED TOP* Patching Plaster or RED TOP #1 Moulding Plaster, and troweled smooth and flush with the surface of the concrete units. AUDICOTE shall be applied in accordance with manufacturer's directions.

Since methods and conditions of application and use are beyond our control, our warranties of FITNESS and MERCHANTABILITY, and any other warranties, express or implied, made in connection with the sale of this product, SHALL NOT BE EFECTIVE OR ACTIONABLE UNLESS the product is applied according to our current printed directions and specifications

UNITED STATES GYPSUM 101 S. Wacker Drive • Chicago, Illinois 60606
P-24, U.S.G., Rev. 7/76
Copyright 1970, United States Gypsum
Printed in U.S.A.

beautiful way to control sound

Audicote*
acoustical plaster



*Reg. U.S. Pat. Off.